

Efficiently Constructing Sparse Navigable Graphs

Alex Conway* Laxman Dhulipala† Martin Farach-Colton‡ Rob Johnson§
Ben Landrum* Christopher Musco‡ Yarin Shechter‡ Torsten Suel‡
Richard Wen†

July 18, 2025

Abstract

Graph-based nearest neighbor search methods have seen a surge of popularity in recent years, offering state-of-the-art performance across a wide variety of applications. Central to these methods is the task of constructing a *sparse navigable search graph* for a given dataset endowed with a distance function. Unfortunately, doing so is computationally expensive, so heuristics are universally used in practice.

In this work, we initiate the study of fast algorithms with provable guarantees for search graph construction. For a dataset with n data points, the problem of constructing an optimally sparse navigable graph can be framed as n separate but highly correlated minimum set cover instances. This yields a naive $O(n^3)$ time greedy algorithm that returns a navigable graph whose sparsity is at most $O(\log n)$ higher than optimal. We improve significantly on this baseline, taking advantage of correlation between the set cover instances to leverage techniques from streaming and sublinear-time set cover algorithms. Combined with problem-specific pre-processing techniques, we present an $\tilde{O}(n^2)$ time algorithm for constructing an $O(\log n)$ -approximate sparsest navigable graph under any distance function.

The runtime of our method is optimal up to logarithmic factors under the Strong Exponential Time Hypothesis via a reduction from the Monochromatic Closest Pair problem. Moreover, we prove that, as with general set cover, obtaining better than an $O(\log n)$ -approximation is NP-hard, despite the significant additional structure present in the navigable graph problem. Finally, we show that our techniques can also beat cubic time for the closely related and practically important problems of constructing α -shortcut reachable and τ -monotonic graphs, which are also used for nearest neighbor search. For such graphs, we obtain $\tilde{O}(n^{2.5})$ time or better algorithms.

*Cornell Tech (ajc473@cornell.edu, bt146@cornell.edu)

†University of Maryland (laxman@umd.edu, rwen1@umd.edu)

‡New York University (mlf9579@nyu.edu, cmusco@nyu.edu, ys6378@nyu.edu, torsten.suel@nyu.edu)

§VMware Research (rob.johnson@broadcom.com)

1 Introduction

Nearest neighbor search has been central in computer science and data science for decades [2, 4, 6, 7, 11, 28, 31, 34, 39]. Current interest in the problem is driven by its central role in modern AI systems: search over machine-learned semantic embeddings is the key technology behind AI-driven web search, retrieval-augmented generation in LLMs, and more [9, 33, 40, 41, 53].

Formally, the nearest neighbor search problem is defined as follows: Given a point set $P = \{p_1, \dots, p_n\}$ and a distance function d ,¹ construct a data structure to efficiently find $\operatorname{argmin}_{i \in \{1, \dots, n\}} d(p_i, q)$ for any given query point q , or an approximate minimizer. A naive $O(n)$ time method is to brute-force search over the entire dataset, so “efficiently” here means finding the nearest neighbor in $o(n)$ time.

The nearest neighbor search problem has been studied extensively both in theory and in practice. A classical solution is locality-sensitive hashing (LSH) [3, 28], which provides theoretical guarantees on the approximation ratio, construction time, and query time. However, LSH has proven too inefficient for large high-dimensional datasets [44]. For these applications **graph-based** nearest neighbor search heuristics like the Hierarchical Navigable Small World (HNSW) method [43], Vamana/DiskANN [38, 49], Navigating Spreading-out Graphs (NSG) [21], and more [6, 20, 25, 42, 44, 47, 48] have become much more popular. While these graph-based heuristics substantially outperform other (potentially more theoretically sound) techniques in practice, there is surprisingly little underlying theory about their performance.

Although the details differ, the core idea behind all of these graph-based search methods is the same, dating back to decades old work on Milgram’s “small world phenomenon” and greedy routing in networks [35, 36, 45, 52]. The basic approach is to preprocess the input set by constructing a *directed search graph* $G = (P, E)$, with a node corresponding to each point in our data set. To answer a query q , **greedy search**, or some variant², is employed: traverse a path through the graph, starting at an arbitrary node, until a local minimum condition is met. To extend a path at node p , move to p ’s neighbor closest to q ; the local minimum is achieved (and the path is terminated) when the current p has no neighbors that are closer to q than p is. We then return p . The main computation cost at each step is finding p ’s closest neighbor to q , which requires a number of distance computations proportional to p ’s degree.

A key question in graph-based nearest neighbor search is how to choose G , subject to the following competing constraints:

- Can we construct a graph G whose greedy traversal will yield a nearest neighbor, or good approximate nearest neighbor, of the query point?
- Can we construct G to be *sparse* so that memory overhead is minimized and traversing it is fast?

We note that these two constraints are indeed in tension: if G were a clique, it would certainly always return the nearest neighbor of a query, but traversing it would take $O(n)$ time for every query. If, on the other hand, G were a constant-degree spanner, greedily traversing G would require just $O(1)$ time per step and the graph would require just $O(n)$ space, but might not return a very good answer to most queries.

Our work studies the fundamental question of how to efficiently construct graphs that satisfy the competing constraints. We explain the notions required to make this statement precise in the next section.

1.1 Navigable Search Graphs

As discussed above, our goal is to construct a search graph G where greedy search is effective in finding (approximate) nearest neighbors in a point set P . Towards this goal, many different graphs properties have been considered (see [47] for an overview). The most popular such property is *navigability*. Since convergence to a nearest-neighbor for all possible queries is difficult to guarantee³, navigability demands that, at least if

¹Our work only requires that $d(p_i, p_i) = 0$ for all i and $d(p_i, p_j) = d(p_j, p_i) > 0$ for $i \neq j$ (i.e., we assume no repeated data points in the dataset). These conditions are satisfied by any metric, but are much weaker.

²Beam-search, a natural “conservative” version of greedy search is currently the method of choice in practice.

³Despite their practical effectiveness, most graph-based methods do not enjoy worst-case theoretical accuracy guarantees as strong as, for example, methods based on LSH [2].

the query q is *in* P (i.e., it has as a nearest neighbor with distance 0), then greedy search on G should return q itself, no matter where the search begins. A standard equivalent definition for navigability is as follows [1]:

Definition 1 (Navigable Graph). Given point set P and distance function $d : P \times P \rightarrow \mathbb{R}^+$, we say that a directed graph $G = (P, E)$ is *navigable* if, for all $p_i, p_j \in P$, $p_i \neq p_j$, there exists $p_k \in P$ such that $(p_i, p_k) \in E$ and $d(p_k, p_j) < d(p_i, p_j)$, that is, p_i has an out-neighbor, p_k , that is closer to p_j than p_i is.

Navigability has been studied in the context of nearest neighbor search for decades [5, 30] and lends its name to modern methods such as HNSW (Hierarchical Navigable Small World) and NSG (Navigating Spreading-out Graphs). Moreover, several other well-studied graph properties are direct generalizations of navigability. For example, the popular DiskANN method [38] aims to construct “ α -shortcut reachable graphs” [29], which strengthen Definition 1 to require that $d(p_k, p_j) < \frac{1}{\alpha}d(p_i, p_j)$ for some $\alpha \geq 1$. Similarly, the τ -monotonicity property of [47] requires $d(p_k, p_j) < d(p_i, p_j) - \tau$ for some $\tau \geq 0$. These strengthenings of navigability are interesting because, while they require a denser graph to satisfy, they can lead to strong approximation guarantees: for example, Indyk and Xu recently showed that greedy search in an α -shortcut reachable graph always returns an approximate nearest neighbor \tilde{p} with $d(q, \tilde{p}) \leq \frac{\alpha+1}{\alpha-1} \cdot \min_{p \in P} d(q, p)$ [29]. Greedy search in τ -monotonic graphs always returns an exact nearest neighbor if $\min_{p \in P} d(q, p) \leq \tau/2$ [47].

Graph navigability has also been widely studied as a natural concept beyond applications to search. Milgram’s famous “small-world” experiments from the 1960s and 70s established that social networks are empirically navigable (under an implicit distance function) [45, 50]. This finding prompted follow-up work on understanding the navigability of other real-world networks [8, 19], as well as theoretical work on understanding generative models for graphs and graph evolution that lead to navigability, beginning with a seminal result of Kleinberg [10, 12, 23, 26, 35, 36].

1.2 Efficient Graph Construction

Despite the interest in navigability and its practical importance, surprisingly no prior work has addressed one of the most basic algorithmic questions to ask about the property:

How efficiently can one compute the sparsest navigable graph for a point set P and distance function d ?

Note that “sparsest” can be defined in multiple ways: we could ask to minimize maximum degree or average degree. As will become clear in Section 2.1, it turns out that a single graph can obtain minimum degree simultaneously for all i , so both these optimization criteria can be achieved simultaneously.

Current graph-based nearest neighbor search methods universally employ heuristics that tend to construct “almost” navigable graphs [18]. Some of these heuristics are based on natural relaxations of methods that construct provably navigable graphs, such as the $O(n^3)$ time RobustPrune method (with complete candidate set) from DiskANN [38], and related methods proposed in other papers [21, 25, 47]. However, not only are these methods slow, running in cubic time, but even before relaxation, there is no guarantee that they construct the sparsest navigable graph, or a navigable graph whose sparsity is competitive with the optimum.

Recent work by Diwan et al. shows that *any* set with n unique points admits a navigable graph with $\tilde{O}(n^{1.5})$ edges, and they show how to construct such a graph in $\tilde{O}(n^2)$ time [18]. However, while it was shown that $O(n^{1.5})$ is optimal in the worst-case, as observed in follow-up work [1], typical datasets admit far sparser navigable graphs. The algorithm from [18] is not able to take advantage of the fact that a sparser graph might exist for a given P . Similarly, Arya and Mount give an efficient algorithm that for any point set in d -dimensional Euclidean space, constructs a navigable graph with maximum degree $2^{O(d)}$ [5]. While this is tight in the worst-case, for any particular point set, we could hope to do much better.

1.3 Our Results

In this paper, we make progress on the stronger goal stated above of constructing graphs with *instance-optimal* sparsity. As will be discussed in Section 2, the problem of constructing a minimum sparsity navigable graph can be framed as n different minimum set cover instances, each involving n elements and

n sets. Running the standard greedy approximation algorithm for set cover on each instance thus yields an $O(\log n)$ approximation in $O(n^3)$ time. Our main contribution is to push significantly beyond this bound. In particular, we provide a nearly-quadratic time algorithm:

Theorem 1. *There is a randomized algorithm running in $\tilde{O}(n^2)$ time⁴ that, given any distance function d and point set P in general position⁵, constructs a graph G that, with high probability, is navigable and whose average out-degree does not exceed that of the sparsest navigable graph for P by more than a multiplicative $c \log n$ factor for a fixed constant c .*

Theorem 1 is proven in Section 4. The result is surprising in that we do not even know how to check if a given graph is navigable in $\tilde{O}(n^2)$ time. Moreover, under natural complexity-theoretical assumptions, the result is optimal up to logarithmic factors, even when P is in low-dimensional Euclidean space. In particular, any navigable graph G for P must contain a bidirectional edge between the two closest points in P . It has been established that identifying these two points requires $\Omega(n^{2-\epsilon})$ time under the Strong Exponential Time Hypothesis (SETH) [32]. Accordingly, we have the following:

Claim 1.1. *Assuming the Strong Exponential Time Hypothesis (SETH), any algorithm that, for a set of n points, P , returns a navigable graph with $o(n^{2-\epsilon})$ edges requires $\Omega(n^{2-\epsilon})$ time, for any constant $\epsilon > 0$. This claim holds even under the Euclidean distance when $P \subset \mathbb{R}^{O(\log n)}$.*

Recall that all point sets admit a navigable graph with $\tilde{O}(n^{1.5})$ edges [18]. Claim 1.1 shows that beating quadratic time is unlikely even if we just want to slightly improve on the naive solution of returning a complete graph with $O(n^2)$ edges. Obtaining a result with near-minimal sparsity is only harder.

Moreover, beating the $O(\log n)$ approximation factor in Theorem 1 is unlikely. Even when d is a metric, which adds additional structure to the set cover instances underlying the minimum navigable graph problem, we are able to leverage the well-known hardness of approximating set cover [17] to prove in Section 6:

Theorem 2. *For every $\varepsilon > 0$ it is NP-hard to construct a navigable graph G for a given point set P with average out-degree $(\frac{1}{3} \ln(n) - \varepsilon) \cdot OPT$ where OPT is the average out-degree in the minimum navigable graph for P . This result holds even under Euclidean distance.*

Beyond the above results on constructing navigable graphs, we also obtain new results for approximately solving general minimum set cover problems in *sublinear time* given query access to the instance. Our results complement an existing line of work on sublinear set cover [22, 27, 37, 46, 54], and may be of general interest beyond navigable graph construction. Importantly, our general set-cover results imply sub-cubic algorithms for the related problems of constructing near-optimally sparse α -shortcut reachable graphs and τ -monotonic graphs. We defer discussion of our general set cover results until Section 2.2.

2 Technical Overview

2.1 Sparsest Navigable Graph as Minimum Set Cover.

As a starting point towards understanding better algorithms, we first observe that constructing a navigable graph amounts to solving n separate *minimum set cover instances*, one for each node. For the instance corresponding to node p_i , the elements that need to be covered are all other points p_j , $j \neq i$. We also have one set, $S_{i \rightarrow k}$, for each p_k , $k \neq i$, which corresponds to adding an edge from i to k in G . $S_{i \rightarrow k}$ contains any point p_j such that $d(p_k, p_j) < d(p_i, p_j)$. I.e., to cover an element p_j , we need to have an edge from p_i either directly to p_j , or to some node that gets us closer. Choosing the smallest number of sets that

⁴We assume $d(\cdot, \cdot)$ can be evaluated in $O(1)$ time. Formally, if $d(\cdot, \cdot)$ takes T time to evaluate, our method runs in $\tilde{O}(n^2) + O(n^2 \cdot T)$ time. Throughout, we use $\tilde{O}(m)$ to denote $O(m \log^c m)$ for a fixed constant c .

⁵Formally, we assume $d(p_i, p_j) \neq d(p_i, p_k)$ for any i, j, k . In practice, this can be achieved via an arbitrarily small random perturbation of the points. The assumption is necessary to avoid subtleties that arise in the definition of navigability if there can be exactly tied distances. See Section 3 for details.

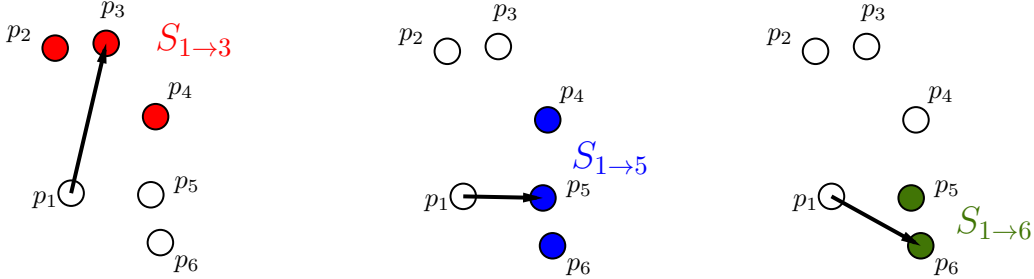


Figure 1: Illustration of the navigability set cover problem corresponding to node p_1 . Each image shows the set, $S_{1 \rightarrow k}$, for a different choice of out-neighbor k . $S_{1 \rightarrow k}$ contains all p_j for which $d(p_k, p_j) < d(p_1, p_j)$. Constructing a navigable graph which has the fewest out-edges from node 1 is equivalent to solving the minimum set cover problem for this instance. Constructing a navigable graph with the fewest total number of edges is equivalent to solving the minimum set cover problem for all n different problem instances.

covers all elements amounts to choosing the smallest number of out-edges for p_i that satisfy the navigability requirements of Definition 1. See Figure 1 for an illustration of the set cover instances.

The set cover formulation reinforces that, while navigability is usually thought of as a “global property” about routing in G , it can be viewed as a collection of purely “local” conditions: the out-edges of node p_i can be chosen optimally without considering out-edges for any other nodes in the graph. Moreover, while we are not aware of any prior work that leverages the connection to set cover, it leads to an immediate approach to constructing a navigable graph with near minimal sparsity: run any black-box approximation algorithm for set cover instance. The best known approximation ratio of $O(\log n)$ can be achieved by the standard greedy algorithm, which can be implemented in time linear in the total size of the sets [13]. Implementing this idea naively amounts to $O(n^2)$ time per instance in our setting, for a total complexity of $O(n^3)$ time to construct a navigable graph where the degree of every node is at most $O(\log n)$ higher than optimal. By simultaneously obtaining near-minimum degree for every node, it follows that the greedy algorithm produces a graph G whose maximum and average degree are also no more than $O(\log n)$ time more than optimal.

2.2 Algorithmic Techniques

Our algorithm that establishes Theorem 1 relies on three key ingredients to push beyond the $O(n^3)$ baseline obtained via greedy set cover. These ingredients are summarized below.

Efficient Query Access. We first observe that, instead of treating navigable graph construction as n disjoint set cover instances, we can obtain a faster runtime by taking advantage of the fact that these instances are highly correlated. Concretely, we can *jointly preprocess* the instances in $O(n^2 \log n)$ time to support natural “query access” to the set cover problem, which obviates the need to explicitly construct each set cover instance (write down each set and its elements), as doing so would already require $O(n^3)$ time.

Specifically, for each point, p_i , we construct a list of all other points, sorted in increasing order of distance from p_i . Doing so takes $O(n \log n)$ time per data point, so $O(n^2 \log n)$ time total. From this list, we can immediately answer what is called an “SetOf” query in the literature on sublinear-time set cover algorithms [27, 46, 54]: concretely, for any element p_j , we can return in $O(1)$ time the number of sets q that cover the element, and the identity of the ℓ^{th} set covering p_j for any $\ell \leq q$. To do so, we simply look at the sorted list corresponding to the point p_j . The number of points before p_i in p_j ’s list is q , as this is the number of points k for which $d(p_k, p_j) < d(p_i, p_j)$. Moreover, the ℓ^{th} set that covers p_j in the set cover instance corresponding to node p_i is simply the set corresponding to the ℓ^{th} element of the list. In addition to SetOf queries, presorting our data also allows us to easily answer “Membership” queries in $O(1)$ time: to check if $p_j \in S_{i \rightarrow k}$, simply check if p_k precedes p_i in the sorted list corresponding to p_j .

With the ability to answer SetOf and Membership queries in $O(1)$ time, we can immediately obtain faster algorithms by turning to existing work on sublinear-time set cover algorithms, which assumes similar query access [24, 27]. Ultimately, however, we take an approach that differs somewhat from this prior work, yielding

a simpler algorithm with sharper bounds. We describe our approach next.

Greedy Simulation. We take advantage of efficient query access by showing that it is possible to *directly simulate* the natural greedy algorithm for set cover, which repeatedly selects the set that covers the largest number of uncovered elements. In particular, we uniformly sample uncovered points and run SetOf queries to record what sets those points are contained in. Doing so allows us to estimate the number of uncovered elements in any set. These estimates can then be used to choose a near-optimal set at each iteration, yielding the same $O(\log n)$ approximation as would be obtained if the truly optimal greedy set was chosen.

This greedy simulation is reminiscent of an approach from Nguyen and Onak [46], although the runtime of their method scales exponentially with both the maximum size of any set and the maximum number of sets any element is contained in: in our setting, both of these numbers could be as large as n . Our approach also bears high-level similarity to the sub-linear set cover algorithm of Indyk et al. [27], which samples random elements and selects multiple sets at once by finding a near-optimal set cover for those elements. Their algorithm, however, requires different techniques based on whether OPT is small or large, and uses sampling to obtain smaller sub-problems that are then solved to obtain good coverage for the original problem.

As with the result of [27], a key step in making our approach efficient is to start by sampling roughly OPT sets uniformly at random to add to our cover, where OPT is the size of the minimum set cover. Doing so does not significantly impact our final approximation factor, and ensures that all elements contained in $\gtrsim m/\text{OPT}$ sets are covered after this first sampling step (here m is the total number of sets, which is $n-1$ for the navigability problem). As a consequence, the cost of recording what sets a randomly sampled element is contained in can be bounded by $\lesssim m/\text{OPT}$ instead of the naive m .

Altogether, we obtain the following result for general set cover instances, which is proven in Section 5.

Theorem 3. *Suppose that we have an unweighted minimum set cover instance with n elements, m sets, and minimum value OPT, and that we can issue SetOf and Membership queries in $O(1)$ time. Then, there is a randomized algorithm that, with high probability, produces an $O(\log n)$ approximation to the set cover instance in $\tilde{O}\left(\min\left(m+n \cdot \text{OPT}, \frac{mn}{\text{OPT}}\right)\right)$ time.*

Theorem 3 improves on [27], which for any $\alpha > 1$, obtains an $O((\alpha+1) \log n)$ approximation in almost the same time, but with $m+n \cdot \text{OPT}$ replaced with $m \left(\frac{n}{k}\right)^{1/\alpha} + n \cdot \text{OPT}$.⁶ We note, however, that an unpublished modification of an algorithm from [37] can be shown to achieve time $\tilde{O}(m+n \cdot \text{OPT})$ [51]. This matches Theorem 3 when combined with a $\tilde{O}\left(\frac{mn}{\text{OPT}}\right)$ time algorithm from [27]. The approach from [37] is quite different than ours, and solving the fractional set cover problem before applying randomized

Theorem 3 already yields a subcubic $O(\log n)$ -approximation algorithm for sparsest navigable graph, although we will discuss how to do even better. Importantly, the result also yields the fastest known algorithms for constructing sparse α -shortcut reachable and τ -monotonic graphs, which, as discussed in Section 1.1, are also of interest for graph-based search with provable approximation guarantees [29, 47, 49]. These problems can also be framed as collections of set cover problems, and SetOf/Membership queries can be implemented in $O(\log n)$ time. Overall, we obtain the following result, formally proven in Section 5.5:

Corollary 2.1. *For any $\alpha \geq 1$, let OPT^α be the minimum number of edges in an α -shortcut reachable graph for a point set P and distance function d . For a fixed constant c , there is an algorithm that constructs an α -shortcut reachable graph with $\leq c \log n \cdot \text{OPT}^\alpha$ edges in $\tilde{O}\left(\min(n^{2.5}, n \cdot \text{OPT}^\alpha)\right)$ time. Similarly, for any $\tau \geq 0$, let OPT^τ be the minimum number of edges in a τ -monotonic graph for P . There is an algorithm that constructs a τ -monotonic graph with $\leq c \log n \cdot \text{OPT}^\tau$ edges in $\tilde{O}\left(\min(n^{2.5}, n \cdot \text{OPT}^\tau)\right)$ time.*

Edge Preprocessing. To improve further on Theorem 3 for constructing sparse navigable graphs, we take even more advantage of correlations between the n set cover instances underlying the problem. As mentioned above, a key step in our efficient set cover routine is adding initial sets uniformly at random. This ensures that all elements that are contained in many sets are covered with high probability. However, for the sparsest

⁶Technically, [27] combines SetOf queries with “Element Of” (EltOf) queries instead of Membership queries. While these queries are incomparable (neither is stronger than the other), the algorithm from [27] can be easily modified to work with Membership queries, and our algorithm can be modified to work with EltOf queries without changing the runtime.

navigable graph problem, can exploit even more structure in the underlying problem. In particular, suppose we add roughly OPT^*/n out-edges at random to every vertex in G , where OPT^* is the total degree of the minimum navigable graph (which can be guessed efficiently using exponential search). Doing so does not impact our $O(\log n)$ approximation guarantee for the average degree or maximum degree. However, building on an idea from [18], we can show that these random edges cover, with high probability, *all but* $O(n^3/\text{OPT}^*)$ elements across *all n set cover instances*. Recall that each instance originally has $n - 1$ elements to cover, for a total of $O(n^2)$ elements. Since $\text{OPT}^* \geq n - 1$, random edge sampling thus always reduces the overall number of elements left to cover, and significantly so when OPT^* is large (which is exactly the case where where Corollary 2.1 fails to yield a nearly quadratic time algorithm). We emphasize that this argument does not imply that the cost of solving *every* set cover instance will be reduced, since it is possible that some instances will have very few elements covered during the preprocessing step where random edges are added. The runtime improvement comes from amortizing over all instances.

The above approach nearly yields Theorem 1. Indeed, if the optimum degree of every node is roughly the same – i.e. $O(\text{OPT}^*/n)$ – we obtain a $\tilde{O}(n^2)$ time algorithm. However, when the optimal degrees vary (in the worst case, they could vary by a large amount), we obtain a sub-optimal result. We deal with this final challenge by introducing an additional preprocessing step – essentially, we group nodes with similar optimum degree together and connect them by a clique. The effect of doing so is that any p_j not in the clique is covered in *all but one of the set cover instances corresponding to nodes in the clique*. In particular, p_j is covered in all instances besides the one corresponding to its nearest neighbor in the clique. We defer details to Section 4, but roughly speaking this clique forming technique allows for finer-grained control over the number of uncovered elements in each instance after preprocessing, yielding our final $\tilde{O}(n^2)$ time result.

A side consequence of this final technique is that it actually allows us to prove a slightly tighter existence result for navigable graphs: we show that, for any distance function, any point set in general position admits a navigable graph with $O(n^{3/2})$ edges, whereas prior work achieved a bound of $O(n^{3/2}\sqrt{\log n})$ [18]. We comment on this finding further in Section 3.

3 Preliminaries

Set Cover Notation. Central to our approach is a set cover formulation of the sparsest navigable graph problem. We begin by reiterating notation introduced in the introduction. Formally, for each point $p_i \in P = \{p_1, \dots, p_n\}$, we have a set cover instance $\mathcal{I}_i = (P \setminus \{p_i\}, \mathcal{F}_i)$ with elements $P \setminus \{p_i\}$ and sets $\mathcal{F}_i = \{S_{i \rightarrow k} : k \neq i\}$, where the set $S_{i \rightarrow k}$ contains all $p_j \in P \setminus \{p_i\}$ such that $d(p_j, p_k) < d(p_j, p_i)$.

Our solution to the set cover instances will be a set of out-neighborhoods N_1, \dots, N_n , one for each point. If $p_k \in N_i$ this indicates that set $S_{i \rightarrow k}$ was selected in our solution to \mathcal{I}_i . These neighborhoods comprise our final navigable graph, G . We let OPT_i denote the minimum size solution to set cover instance \mathcal{I}_i and $\text{OPT}^* = \sum_{i=1}^n \text{OPT}_i$ denote the minimum number of edges in a navigable graph for point set P .

Distance Functions. As discussed, our algorithms work with any distance function d , where we define:

Definition 2 (Distance Function). A *distance function* $d : P \times P \rightarrow \mathbb{R}^{\geq 0}$ for a point set $P = \{p_1, \dots, p_n\}$ is any function such that $d(p_i, p_i) = 0$ for all i and $d(p_j, p_i) = d(p_i, p_j) > 0$ for all $j \neq i$.

Importantly, we do not require triangle inequality. Throughout, we make the mild assumption that the point set P is in “general position” meaning that 1) it contains no repeated data points and 2) for all i, j, k , $d(p_i, p_j) \neq d(p_i, p_k)$. These conditions are essentially always true in practice, or can be ensured by adding arbitrarily small random perturbations to our data. While the assumption of general position is not strictly necessary, it has been made in prior work (see, e.g., [1]) as it greatly simplifies the definition of navigability. In particular, our Definition 1 only captures the more usual definition of navigability (that greedy search always converges for a query $q \in P$) if there is a strict ordering on the distances $d(p_i, p_1), \dots, d(p_i, p_n)$. Otherwise “greedy search” is not well-defined unless we introduced a tie-breaking rule that determines where to move if two neighbors are equally close to a given query. Avoiding the notation and corner-casing required to handle tie-breaking simplifies the presentation of our results.

Other Notation. Throughout, we use “with high probability” to mean with probability $1 - 1/n^c$ for an arbitrarily large constant c (the specific choice of which will impact other constant terms in the statement).

3.1 The Distance-Based Permutation Matrix and Fast Query Access

As in recent work on existential results for navigability [18], it will be helpful to think about our navigability problem as represented in a “distance-based permutation matrix”, Π . In particular, Π has n rows and n columns. The i^{th} row contains the points in P sorted in increasing order of their distance from p_i . See Figure 2 for an example: Π ’s first row is $[p_1, p_5, p_4, p_6, p_3]$ since $d(p_1, p_1) < d(p_1, p_5) < \dots < d(p_1, p_3)$.

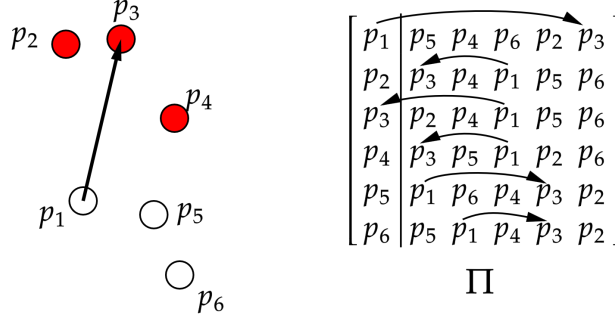


Figure 2: An example distance-based permutation matrix, Π , for a data set in two-dimensional Euclidean space. The i^{th} row contains all points in P sorted in increasing order of their distance from p_i . Importantly, this matrix can be used to quickly identify what sets a node p_j is contained in for a particular set cover instance \mathcal{I}_i . In particular, if $p_j \in S_{i \rightarrow k}$, then p_k will lie to the *left* of p_i in the j^{th} row of Π . This property is illustrated for a particular set $S_{1 \rightarrow 3} = \{p_2, p_3, p_4\}$, highlighted in red. As we can see, p_3 lies to the left of p_1 in rows 2, 3, 4 in Π , and to the right in all other rows.

The value of the distance-based permutation matrix is that, once constructed, which takes just $O(n^2 \log n)$ time, it allows us to efficiently query all n set cover instances $\mathcal{I}_1, \dots, \mathcal{I}_n$. In particular, we have the following:

Claim 3.1. *Given a set of n points, P , and a distance function d that can be evaluated in T time for any $p_i, p_j \in P$, we can construct in $O(n^2 T + n^2 \log n)$ time a data structure that answers the following queries in constant time for any $p_i, p_j, p_k \in \{1, \dots, n\}$*

1. *MemberOf(p_i, p_j, p_k): Returns YES if $p_j \in S_{i \rightarrow k}$, NO otherwise.*
2. *FreqOf(p_i, p_j): Returns the number of sets in \mathcal{I}_i that p_j is a member of, i.e., $|\{k : p_j \in S_{i \rightarrow k}\}|$*
3. *SetOf(p_i, p_j, ℓ): Returns the ℓ^{th} set (according to some fixed order) that p_j is a member of \mathcal{I}_i , or NULL if no such set exists. I.e., return the ℓ^{th} element of $\{k : p_j \in S_{i \rightarrow k}\}$.*

We note that our algorithms will only ever use SetOf queries to return all values of k such that $p_j \in S_{i \rightarrow k}$. This can be done in time linear in the number of such values by repeatedly issuing SetOf queries for $\ell = 1, 2, \dots$ until a NULL value is returned.

Proof. Data Structure. We first compute and store all pairwise distances in $O(n^2 T)$ time. We then sort n lists to build the distance-based permutation matrix, Π in $O(n^2 \log n)$ time. We then precompute and store the rank of each p_j in the i^{th} row of Π , for all i . We denote this rank by $\pi_i^{-1}(j)$. This takes $O(n^2)$ time.

Query Answering. To answer a MemberOf query, we simply return YES if $\pi_j^{-1}(k) < \pi_j^{-1}(i)$ – i.e., p_k proceeds p_i in the j^{th} row of Π . We return NO otherwise. To answer a FreqOf query, we return the number of items that proceed p_i in row j , i.e. $\pi_j^{-1}(i) - 1$. To answer a SetOf query, we return NULL if $k \geq \pi_j^{-1}(i)$. Otherwise we return $\Pi_{j,k}$, the k^{th} entry in the j^{th} row of Π . All operations take $O(1)$ time. \square

3.2 Pre-processing via Random Edges and Arbitrary Cliques

As discussed in Section 2.2, a key component of our algorithm is to reduce the cost of running a greedy set cover method by “pre-processing” the navigability problem by adding a small number of less carefully chosen edges that nevertheless aid in covering many elements. We do so in two ways: by adding random edges and adding random cliques. We discuss basic properties of these strategies below.

3.2.1 The Power of Random Edges

A first observation, which is standard in prior work on sublinear time set cover [27], is that, by adding random sets to the instances $\mathcal{I}_1, \dots, \mathcal{I}_n$, we can cover all elements that are contained in many sets, with high probability. In our setting, this corresponds to adding random out-neighbors to each node i . In particular, we will utilize the following basic claim:

Claim 3.2. *Suppose we add β sets, R_1, \dots, R_β , uniformly at random to our solution, N_i , for set cover instance \mathcal{I}_i . I.e., we choose β out-neighbors for i , without replacement. Then for any p_j contained in $\geq c \log(n) \cdot \frac{n}{\beta}$ sets $S_{i \rightarrow k}$ for $k \neq i$, we have that $p_j \in R_1 \cup \dots \cup R_\beta$ with probability $> 1 - 1/n^c$.*

Proof. We can assume R_1, \dots, R_β are drawn with replacement, as the probability that p_j is covered is only higher if they are drawn without replacement. Since p_j is contained in $z \geq cn/\beta$ sets, for any ℓ , $\Pr[j \in R_\ell] = \frac{z}{n-1}$. Accordingly, we can bound:

$$\Pr[p_j \notin R_1 \cup \dots, R_\beta] \leq \left(1 - \frac{z}{n-1}\right)^\beta < \left(1 - \frac{c \log n}{\beta}\right)^\beta \leq \left(\frac{1}{e}\right)^{c \log n} = \frac{1}{n^c}. \quad \square$$

An implication of Claim 3.2 is that, if we add $\beta = O(\text{OPT}^* \log(n)/n)$ random edges to every node in our navigable graph, where we recall that OPT^* is the fewest number of edges in a navigable graph for P , then, with high probability, for all instances \mathcal{I}_i , the only elements remaining to be covered are contained in $\leq n^2/\text{OPT}^*$ sets. This property will be critical in our efficient simulation of the greedy set cover algorithm, which requires sampling a random uncovered element and recording all sets it is contained in.

Moreover, due the additional structure of the navigable graph problem, adding random sets actually guarantees an another property that does not hold for arbitrary collections of set cover instances:

Corollary 3.3. *Suppose that, as in Claim 3.2, we add β sets, R_1, \dots, R_β , uniformly at random to our solution, N_i , for set cover instance \mathcal{I}_i . For all i , let U_i contain all p_j such that $p_j \notin R_1 \cup \dots, \cup R_\beta$. I.e., U_i is the set of uncovered elements after adding β random edges to p_i . Then with probability $> 1 - 1/n^{c-2}$,*

$$\sum_{i=1}^n |U_i| < c \log n \cdot \frac{n^2}{\beta}.$$

In particular, if we choose $\beta = O(\text{OPT}^* \log(n)/n)$, then we have at most $\leq n^3/\text{OPT}^*$ elements remaining to be covered across all set cover instances after adding the random edges.

Proof. By Claim 3.2 and a union bound, we have that, simultaneously for all i , all p_j contained in $\geq c \log(n) \cdot \frac{n}{\beta}$ sets in \mathcal{I}_i are in $R_1 \cup \dots, \cup R_\beta$. So $|U_i|$ only contains elements p_j contained in $< c \log(n) \cdot \frac{n}{\beta}$ sets. Referring to the distance-based permutation matrix, we notice that there are exactly $n \times \left(c \log(n) \cdot \frac{n}{\beta} - 2\right)$ such elements across all instances: in particular, these elements are exactly those contained in columns preceding column $c \log(n) \cdot \frac{n}{\beta}$ in the matrix (and excluding column one). It follows that $\sum_{i=1}^n |U_i| < c \log n \cdot \frac{n^2}{\beta}$. \square

3.2.2 The Power of Cliques

Interestingly, a result similar to Corollary 3.3 can be obtained without randomness, but rather by adding arbitrary cliques to our search graph. In particular, we can argue that, if we add a clique over a subset of nodes, Q , then the total number of uncovered elements across all $\mathcal{I}_i, p_i \in Q$ is bounded. Formally, we have:

Claim 3.4. *Suppose we select a subset of points $Q \subset P$ and add a clique over those points to G . I.e., for each $i \in Q$, we add $Q \setminus p_i$ to p_i 's out-neighborhood, N_i . Then for any $p_j \notin Q$, for all but possibly a single $p_i \in Q$, $p_j \in S_{i \rightarrow k}$ for some $p_k \in N_i$. I.e., p_j is covered in all set cover instances corresponding to nodes in the clique, except one. It follows that, if U_i contains all p_j not covered in instance \mathcal{I}_i by edges in G , then:*

$$\sum_{i \in Q} |U_i| \leq n - |Q|.$$

Proof. The proof is immediate: let $p_\ell = \operatorname{argmin}_{p_i \in Q} d(p_i, p_j)$. For all other $p_i \in Q$, we have that p_j is contained in $S_{i \rightarrow \ell}$, which we added when forming the clique. So p_j can only be uncovered in instance \mathcal{I}_ℓ . There are $n - |Q|$ points not in the clique, hence at most $n - |Q|$ uncovered elements across all instances. \square

An immediate consequence of Claim 3.4 is that, if we partition our points into n^2/OPT^* sets of size OPT^*/n , and add a clique for each of those sets, then we only add $O(\text{OPT}^*)$ edges to the graph (specifically, $\text{OPT}^*/n - 1$ for each node), but cover all but $(n - |Q|) \cdot n^2/\text{OPT}^* < n^3/\text{OPT}^*$ elements across all n set cover instances. This matches what was obtained above for random edge deletions. We will use a slightly finer-grained version of the statement in our proof of Theorem 1 in Section 4.

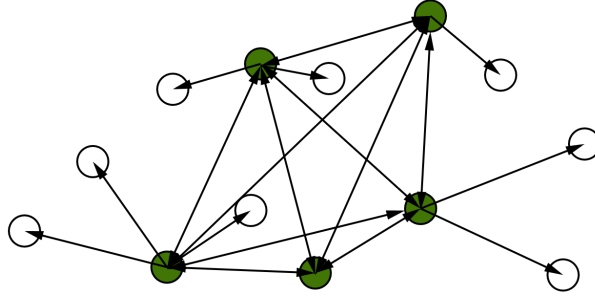


Figure 3: A partial illustration of the graph construction used to prove Theorem 4. We begin by partitioning our points into $O(\sqrt{n})$ arbitrary groups of size $O(\sqrt{n})$. An example group, Q , is illustrated in green. We connect all points in Q via a clique and for every point $p_j \notin Q$, we draw an edge from p_j 's nearest neighbor in Q to p_j . By Claim 3.4, this yields a navigable graph. The total number of edges is $O(n^{3/2})$.

While a very simple observation, the argument above can actually be used to tighten the best previous upper bound of $2n^{3/2}\sqrt{\ln n}$ on the number of edges in the minimum navigable graph for an arbitrary distance function and point set (in general position) [18]. In particular, simply partition our points into $\lceil \sqrt{n} \rceil$ arbitrary sets of size $\leq \sqrt{n}$. For each set Q , add a clique between the nodes in that set. For any $p_j \notin Q$, add an edge from $p_\ell = \operatorname{argmin}_{p_i \in Q} d(p_i, p_j)$. This yields a navigable graph, and we add at most $|Q|(|Q| - 1) + n - |Q| = |Q|^2 + n - 2|Q|$ edges per set, for a total of $(2n - 2\sqrt{n}) \cdot \sqrt{n}$ edges when n is a perfect square. It can be verified that essentially the same bound holds when n is not a perfect square, yielding:

Theorem 4. *There is a deterministic algorithm that, given any point set P of size n and distance function d , constructs a navigable graph on P with at most $2n^{3/2} - n$ edges in $O(n^2)$ time.*

4 Quadratic Time Minimum Navigable Graphs

In this section, we prove Theorem 1 by presenting an algorithm that returns an $O(\log n)$ -approximation to the minimum navigable graph for any set of n points and any distance function in $\tilde{O}(n^2)$ time. Our algorithm is based on efficiently simulating the standard greedy set cover algorithm on each of the n set cover instances that corresponds to the navigable graph problem (see Section 3). As discussed in Section 2.2, this efficient simulation can also be applied to obtain faster algorithms for *arbitrary* set cover instances given appropriate query access (i.e., in a sublinear time setting). For simplicity of presentation, we focus on just the navigable graph problem in this section, and present the generalization to arbitrary set cover problems in Section 5.

4.1 Minimum Neighborhood Cover Subroutine

We begin by presenting our core routine for simulating the greedy set cover algorithm on any set cover instance \mathcal{I}_i , as defined in Section 3. We provide a very general version of the algorithm, which we call `NGCOVER` (pseudocode in Algorithm 1), that takes as input an upper bound on the cover size and a subset of elements, U , remaining to be covered in $P \setminus p_i$. This general algorithm will be used as a subroutine inside our final algorithm, which also implements the critical “edge preprocessing” steps discussed in Section 2.2.

Theorem 5. *There is an algorithm (Algorithm 1) which, when given a point set P preprocessed as in Claim 3.2, a point $p_i \in P$ to add neighbors to, a subset of points $U \subseteq P \setminus \{p_i\}$ to cover, and a size limit ℓ , returns either FAIL or a set $Q \subseteq P$ with size at most ℓ such that for any $p_k \in U$ there is some $p_j \in Q$ satisfying $p_k \in S_{i \rightarrow j}$. The algorithm runs in $\tilde{O}((f + |U|) \cdot \min(\ell, \text{OPT}_i))$, where f is the maximum number of sets $S_{i \rightarrow j}$ that any $p_k \in U$ is contained in. Moreover, if $\ell \geq \min(30 \cdot \text{OPT}_i \ln n, n)$, then this algorithm returns a set Q of size $O(\text{OPT}_i \log n)$ with high probability.*

Recall that when P is preprocessed as in Claim 3.2, `MemberOf`, `FreqOf`, and `SetOf` can all be answered in $O(1)$ time. The parameter ℓ has the purpose of limiting the size of the resulting cover, thereby limiting the running time of the procedure. That is, if the procedure cannot produce a cover using at most ℓ sets, it will return FAIL rather than trying to construct a larger cover. The use case for this limit will become apparent in Section 4.3. Before proving Theorem 5, we provide a detailed discussion of Algorithm 1.

Algorithm 1 `NGCover`($P, p_i, U \subseteq P, \ell$)

Input: A dataset P pre-processed as in Claim 3.1, a node p_i to add out-edges to, a set $U \subseteq P$ of uncovered elements in set cover instance \mathcal{I}_i , and a size limit ℓ .

Output: A set of at most ℓ neighbors for p_i that cover U , or FAIL.

```

1:  $N \leftarrow U$ 
2:  $C, V \leftarrow \emptyset$ 
3:  $votes \leftarrow$  array of  $n$  empty sets
4: while  $|N| > 0$  do
5:    $p_k \leftarrow$  random element from  $N$  ▷ Promote a random point  $p_k$  to the voter pool
6:    $N \leftarrow N \setminus \{p_k\}$ 
7:    $V \leftarrow V \cup \{p_k\}$ 
8:   if  $|V| > \ell$  then return FAIL
9:   for each  $S_{i \rightarrow j}$  containing  $p_k$  do
10:     $votes[j] \leftarrow votes[j] \cup \{p_k\}$  ▷  $p_k$  votes for all  $S_{i \rightarrow j}$  containing it
11:    if  $|votes[j]| = 15 \ln n$  then
12:       $C \leftarrow C \cup \{p_j\}$  ▷ Add  $S_{i \rightarrow j}$  to the cover if it receives enough votes
13:      if  $|C| > \ell$  then return FAIL
14:      for each  $p_v \in votes[j]$  do ▷ Undo the votes of all of  $S_{i \rightarrow j}$ 's voters
15:        for each  $S_{i \rightarrow u}$  containing  $p_v$  do
16:           $votes[u] \leftarrow votes[u] \setminus \{p_v\}$ 
17:         $V \leftarrow V \setminus \{p_u\}$ 
18:      for each  $p_v \in N$  do ▷ Remove all points covered by  $S_{i \rightarrow j}$ 
19:        if  $p_v \in S_{i \rightarrow j}$  then
20:           $N \leftarrow N \setminus \{p_v\}$ 
21:      break
22: return  $C \cup V$ 

```

`NGCOVER` works by initializing an empty set cover C and incrementally adding certain choices of $S_{i \rightarrow j}$. In order to obtain as small a cover as possible, `NGCOVER` tries to greedily add the choices of $S_{i \rightarrow j}$ that cover the most uncovered points. Formally, given the current state of C , `NGCOVER` tries to add to C the set $S_{i \rightarrow j}$ that maximizes $|S_{i \rightarrow j} \cap (U \setminus \bigcup_{p_c \in C} S_{i \rightarrow c})|$. This is a well-known strategy for approximating minimum

set covers, but maintaining the structures that allow for this selection can be expensive. Moreover, we do not have explicit access to the sets themselves, nor even their sizes. Our approach is to randomly sample “voters” from among all uncovered points. Each voter votes for all sets containing it. Through this voting process, we hope to find sets that contain close to the maximum number of uncovered points. It is easy to show, as we do in Claim 4.4, that doing so suffices to obtain the desired $O(\log n)$ approximation factor – we do not need to select the exact best at each greedy step.

We start by briefly explaining the structures we use to maintain the votes. As explained above, C holds all sets added to the cover thusfar. N represents the set of *nominees*, i.e., all uncovered points that are not yet voters. We randomly sample new voters from this set. V represents the pool of active *voters*, i.e., all uncovered points that have already been chosen as voters. Finally, *votes* is an array of sets, each corresponding to all active voters in V that voted for a given set. That is, $votes[j] = V \cap S_{i \rightarrow j}$.

To select a set with high coverage, we sample a point from N , move it to V , and have it vote once for every set which contains it: these sets can be efficiently obtained via SetOf queries. Upon repeating this process many times, we expect the sets covering the most uncovered points to receive the most votes. The number of voters we need to sample in order for this to be a likely event depends on the amount of coverage these sets offer, so rather than choose a fixed number of samples, we instead sample points until some set reaches a certain threshold of votes, specifically on the order of $O(\log n)$. Once a set obtains sufficient votes, we are confident that it has high coverage and subsequently add it to C . We also update our set of uncovered nominees, scanning through N and removing any covered by the chosen set.

We repeatedly use the voting strategy to add large sets to C . However, rather than restart the voting from scratch each time we choose a set $S_{i \rightarrow j}$, which would be costly, we instead continue from the current state, keeping all votes that were previously cast, except those cast by voters that are now covered. These are easy to obtain, since all of them would have voted for $S_{i \rightarrow j}$. Thus, by maintaining for each set a list of all voters who voted for it, we can efficiently find such voters and remove any votes cast for other sets.

We continue this process until only a small number of uncovered points remain. Specifically, we sample voters *without replacement* during the voting process, and we stop once there are no more voters to be sampled. At this point, there may still be active voters in V whose sets never received enough votes to be chosen. We finish by explicitly covering each of these voters with one set each. That is, for each p_k yet to be covered, we add $S_{i \rightarrow k}$ to C , which trivially covers p_k .

4.1.1 Approximation factor

We begin analyzing the accuracy of Algorithm 1 before bounding its running time.

Lemma 4.1. *Given a set of points P processed as in Claim 3.1, a point $p_i \in P$, a set $U \subseteq P \setminus \{p_i\}$, and a size limit ℓ , $\text{NGCOVER}(P, p_i, U, \ell)$ either returns FAIL or a cover of U with size $O(\text{OPT}_i \log n)$. Furthermore, if $\ell \geq \min(n, 30 \cdot \text{OPT}_i \ln n)$, then NGCOVER succeeds (i.e., does not return FAIL) with high probability.*

Proof outline. First, we will ignore the failure conditions on Lines 8 and 13 and show that the algorithm returns cover of U (corresponding to an out-neighborhood of p_i) with size $O(\text{OPT}_i \log n)$, with high probability. To do this, we show that V always contains a uniform random sample of the points that are not yet covered by any members of C . As a corollary, we show that, with high probability, any p_j satisfying the condition on Line 12 covers nearly the most uncovered points of any set (specifically, within a multiplicative factor of the most). We conclude that each set added to C must cover a large fraction of the uncovered points, so the algorithm will terminate after adding at most $O(\text{OPT}_i \log n)$ sets to C . In addition, we show that, with high probability, the size of V never exceeds $O(\text{OPT}_i \log n)$, so $C \cup V$ must have size at most $O(\text{OPT}_i \log n)$, proving the first claim of the theorem.

Definition 3. Given a set $U \subseteq P \setminus p_i$ of points to cover and a set $C \subseteq P \setminus p_i$ corresponding to a partial cover, let $U_{\overline{C}}$ denote $U \setminus \bigcup_{p_c \in C} S_{i \rightarrow c}$. I.e., $U_{\overline{C}}$ is the set of points in U that are not covered by any sets corresponding to points in C .

Intuitively, $U_{\overline{C}}$ indicates the remaining work to be done in covering U . For example, at the start of the

algorithm, when $C = \emptyset$, $U_{\overline{C}} = U_{\overline{\emptyset}} = U$. Each additional neighbor added to C shrinks the size of $U_{\overline{C}}$. Thus, one could reframe the task of `NGCOVER` as that of trying to find the smallest C such that $U_{\overline{C}} = \emptyset$.

Claim 4.2. *Algorithm 1 maintains the invariant that N and V are disjoint sets such that $N \cup V = U_{\overline{C}}$.*

Proof. This is clearly true at the start of the algorithm when $C = \emptyset$ and thereby $U_{\overline{C}} = U \cup \emptyset = N \cup V$. During the algorithm, elements are never added to N or V other than during a movement of an item from N to V on Lines 6–7, which has no effect on the disjoint nature of N or V , nor the elements in $N \cup V$. Elements are only ever removed from $N \cup V$ on Lines 17 and 20, which take effect upon the addition of some p_j to C . Let C_1 be the state of C prior to the addition of p_j and let C_2 be its state after the addition of p_j . Assuming inductively that $N \cup V = U_{\overline{C_1}}$ prior to the addition of p_j , it suffices to show that the points removed on Lines 17 and 20 lead to $N \cup V = U_{\overline{C_2}}$. The points removed from N on Line 20 are explicitly those contained in $N \cap S_{i \rightarrow j}$. The points removed from V on Line 16 are those contained in $\text{votes}[j]$. Note that any p_k moved from N to V is added to $\text{votes}[j]$ for every $S_{i \rightarrow j}$ containing p_k . Thus, the points in $\text{votes}[j]$ are those in $V \cap S_{i \rightarrow j}$. Therefore, if we let C_1 be the state of the cover prior to the addition of p_j and C_2 be its state after the addition of p_j , then the associated calls to Lines 17 and 20 result in

$$N \cup V \leftarrow U_{\overline{C_1}} \setminus (N \cap S_{i \rightarrow j}) \setminus (V \cap S_{i \rightarrow j}) = U_{\overline{C_1}} \setminus (U_{\overline{C_1}} \cap S_{i \rightarrow j}) = U_{\overline{C_1}} \setminus S_{i \rightarrow j} = U_{\overline{C_2}}. \quad \square$$

Claim 4.3. *Algorithm 1 maintains the invariant that V is a uniform random sample of $U_{\overline{C}}$.*

Proof. This is trivially true at the start of the algorithm when $V = \emptyset$. During the algorithm, the only additions made to V are randomly chosen points from N , which by Claim 4.2, equals $U_{\overline{C}} \setminus V$. Thus, these random additions preserve V being a random sample of $U_{\overline{C}}$. On the other hand, points are only removed from V when some p_j is added to C . As shown alongside Claim 4.2, the points removed are exactly those in $S_{i \rightarrow j}$. Since V is a uniform random sample of $U_{\overline{C}}$ prior to their removal (via induction), it follows that $V \setminus S_{i \rightarrow j}$ is a uniform random sample of $U_{\overline{C}} \setminus S_{i \rightarrow j} = U_{\overline{C \cup \{p_j\}}}$ after p_j is added to C . \square

Claim 4.4. *Whenever $|\text{votes}[j]| = 15 \ln n$ is satisfied for some j on Line 11, with probability $\geq 1 - \frac{1}{n^9}$ there does not exist any other j' where $|S_{i \rightarrow j'} \cup U_{\overline{C}}| > 30|S_{i \rightarrow j} \cup U_{\overline{C}}|$.*

Proof. Given any j , partial cover C , and point p_k selected uniformly at random from $U_{\overline{C}}$, $p_k \in S_{i \rightarrow j}$ with probability $\mathcal{P}_j = |S_{i \rightarrow j} \cap U_{\overline{C}}|/|U_{\overline{C}}|$. Thus, since $\text{votes}[j] = V \cap S_{i \rightarrow j}$, and V is a uniform random sample of $U_{\overline{C}}$, it follows for any j that $X_j = |\text{votes}[j]|$ is a binomial random variable taken over $|V|$ trials with probability \mathcal{P}_j , i.e., with expected value $\mathcal{P}_j|V|$.

Now suppose that some $X_j = 15 \ln n$, that is, $15 \ln n$ of the randomly-chosen points in V are in $S_{i \rightarrow j}$. Via a standard Chernoff bound, the probability of such an event happening if $|V| < 1.5 \ln n / \mathcal{P}_j$ is $\leq \frac{1}{n^{11}}$. Moreover, if $|V| \geq 1.5 \ln n / \mathcal{P}_j$, then any $S_{i \rightarrow j'}$ satisfying $|S_{i \rightarrow j'} \cap U_{\overline{C}}| > 30|S_{i \rightarrow j} \cap U_{\overline{C}}|$ in expectation contains $\geq \mathcal{P}_{j'}|V| \geq 30\mathcal{P}_j(1.5 \ln n / \mathcal{P}_j) \geq 45 \ln n$ points in V . Again via a Chernoff bound, the probability that $|S_{i \rightarrow j'} \cap V| < 15 \ln n$ is at most $\frac{1}{n^{10}}$. By union bound, the probability that $|S_{i \rightarrow j'} \cap V| < |S_{i \rightarrow j} \cap V|$ is at most $\frac{1}{n^{11}} + \frac{1}{n^{10}} \leq \frac{1}{n^9}$. Further union bounding across all possible j' , we see that with probability $\geq 1 - \frac{1}{n^9}$, no set $S_{i \rightarrow j'}$ covers more than 30 times the number of points in $U_{\overline{C}}$ than $S_{i \rightarrow j}$ does. \square

Claim 4.5. *For any $C \subseteq P$, there is always some $S_{i \rightarrow j}$ which contains at least a $\frac{1}{\text{OPT}_i}$ fraction of the points in $U_{\overline{C}}$.*

Proof. By definition, there is some set $C_{\text{OPT}} \subseteq P$ such that $\bigcup_{p_c \in C_{\text{OPT}}} S_{i \rightarrow c} = P \setminus \{p_i\}$. It follows that $U_{\overline{C}} \subseteq \bigcup_{p_c \in C_{\text{OPT}}} S_{i \rightarrow c} \cap U_{\overline{C}}$ for any C . This implies that $\sum_{p_c \in C_{\text{OPT}}} |S_{i \rightarrow c} \cap U_{\overline{C}}| \geq |U_{\overline{C}}|$, so some $p_c \in C_{\text{OPT}}$ must satisfy $|S_{i \rightarrow c} \cap U_{\overline{C}}| \geq \frac{1}{\text{OPT}_i} |U_{\overline{C}}|$. \square

Lemma 4.6. *With probability $\geq 1 - \frac{1}{n^8}$, $|C|$ never exceeds $30 \cdot \text{OPT}_i \log n$.*

Proof. By the previous observation, there is always some set which covers a $\frac{1}{\text{OPT}_i}$ fraction of $U_{\overline{C}}$ at any point during the algorithm. Thus, by Claim 4.4, whenever $|\text{votes}[j]| = 15 \ln n$ is satisfied for some j during Algorithm 1, $|S_{i \rightarrow j} \cap U_{\overline{C}}| \geq \frac{1}{30 \cdot \text{OPT}_i} |U_{\overline{C}}|$ with probability $\geq 1 - \frac{1}{n^9}$. By a union bound, with probability

$\geq 1 - \frac{1}{n^8}$, every p_j added to C covers at least a $\frac{1}{30 \cdot \text{OPT}_i}$ fraction of $U_{\overline{C}}$. Let $C_0 = \emptyset$ and let C_i denote the state of C after adding the i^{th} set. It follows that $|U_{C_{i+1}}| \leq (1 - \frac{1}{30 \cdot \text{OPT}_i})|U_{C_i}|$. Thus, if we let $t = 30 \cdot \text{OPT}_i \ln n$,

$$|U_{C_t}| \leq |U_{C_0}| \left(1 - \frac{1}{30 \cdot \text{OPT}_i}\right)^t \leq n \left(1 - \frac{1}{30 \cdot \text{OPT}_i}\right)^{30 \cdot \text{OPT}_i \ln n} \leq ne^{-\ln n} \leq 1$$

That is, after adding $30 \cdot \text{OPT}_i \ln n$ sets, there is at most one uncovered point remaining. At that point, no more additions will be made to C , because no sets can reach the $15 \ln n$ threshold of votes with only one remaining voter. Therefore, with probability $\geq 1 - \frac{1}{n^8}$, at most $30 \cdot \text{OPT}_i \ln n$ are ever added to C . \square

Lemma 4.7. *With probability $\geq 1 - \frac{1}{n^4}$, $|V|$ never exceeds $30 \cdot \text{OPT}_i \ln n$.*

Proof. By Claim 4.5, there is always some set $S' = S_{i \rightarrow j}$ that contains at least a $\frac{1}{\text{OPT}_i}$ fraction of $U_{\overline{C}}$, for any $C \subseteq P$. Thus, any randomly-selected point from $U_{\overline{C}}$ has at least a $\frac{1}{\text{OPT}_i}$ probability of being contained in that set. If our random sample $V \subseteq U_{\overline{C}}$ contains more than $30 \cdot \text{OPT}_i \ln n$ points, then by a standard Chernoff bound, this S' will contain more than $15 \ln n$ points in V with probability $\geq 1 - \frac{1}{n^5}$. However, no set can contain more than $15 \ln n$ points in V , because sets are added to C as soon as they contain exactly $15 \ln n$ points. Thus, by taking a union bound over all $\leq n$ states of V , we see that with probability $\geq 1 - \frac{1}{n^4}$, $|V|$ never reaches size $30 \cdot \text{OPT}_i \ln n$. \square

We are now ready to prove our main result on approximation:

Proof of Lemma 4.1. Since it returns $C \cup V$, it is clear that NGCOVER (Algorithm 1) always returns either a cover of U or FAIL. By Lemma 4.6, $|C|$ never exceeds $\min(n, 30 \cdot \text{OPT}_i \ln n)$ with probability $\geq 1 - \frac{1}{n^8}$. By Lemma 4.7, $|V|$ never exceeds $\min(n, 30 \cdot \text{OPT}_i \ln n)$ with probability $\geq 1 - \frac{1}{n^4}$. Therefore, if $\ell \geq \min(n, 30 \cdot \text{OPT}_i \ln n)$, with probability $\geq 1 - \frac{1}{n^3}$, neither of the failure conditions on Lines 8 or 13 are ever satisfied. Thus, NGCOVER returns a cover of U and returned cover, $|C| \cup |V|$, has size no more than $|C| + |V| \leq 60 \text{OPT}_i \ln n$. \square

4.1.2 Running time

With Lemma 4.1 in place, we next analyze the running time of Algorithm 1.

Lemma 4.8. *Given a set of points P processed as in Claim 3.1, a point $p_i \in P$, a set $U \subseteq P \setminus \{p_i\}$, and a size limit ℓ , $\text{NGCOVER}(P, p_i, P \setminus \{p_i\}, \ell)$ runs in $\tilde{O}((f + |U|) \min(\text{OPT}_i, \ell))$ time with probability $\geq 1 - \frac{1}{n^3}$, where f is the maximum number of sets $S_{i \rightarrow j}$ that any $p_k \in U$ is contained in.*

Proof. Any work outside of the main while-loop trivially takes $O(n)$ time. Lines 5-8 also take $O(n)$ time total, because each iteration removes one element from N , which is initialized with size at most $|U| \leq n$. Thus, Lines 9-21 constitute the nontrivial running time of the algorithm. We divide the cost into four parts.

1. Line 10: Casting votes, but specifically by voters that are eventually removed from V .
2. Line 10: Casting votes, but specifically by voters that remain in V when the algorithm terminates.
3. Lines 12-17: Adding sets to C and removing the votes of the voters that are covered.
4. Lines 18-20: Removing covered points from N after a set is added to C .

Cost of casting votes by voters that are removed from V . Voters are only removed from V on Line 20, and only those contained in $\text{voters}[j]$ for some p_j added to C . By Line 11, the number of voters removed from V for a given p_j is exactly $15 \ln n$. By Lemma 4.6, the number of sets added to C is at most $O(\text{OPT}_i \log n)$ if ℓ is sufficiently large, or ℓ otherwise. Thus, the total number of voters removed from V is at most $O(\min(\text{OPT}_i, \ell) \log^2 n)$. Each such voter cast at most f votes, so the total number of votes cast by voters that are at some point removed from V is $O(f \cdot \min(\text{OPT}_i, \ell) \log^2 n)$.

Cost of casting votes by voters that remain in V . By Lemma 4.7, the number of voters in V at any time is at most $O(\text{OPT}_i \log n)$ if ℓ is sufficiently large, or ℓ otherwise. Each such voter cast at most f votes, so the total number of votes cast by voters that are never removed from V is $O(f \cdot \min(\text{OPT}_i, \ell) \log n)$.

Cost of undoing votes. Any voter removed from V removes a number of votes equal to the number of votes it cast when it was initially added to V , so this cost is at most that of casting votes, which is $O(f \cdot \min(\text{OPT}_i, \ell) \log^2 n)$.

Cost of removing covered points from N . Each time some p_j is added to C , we do a full scan over N and use membership queries to remove any points covered by $S_{i \rightarrow j}$. Recall from Claim 4.4 and Claim 4.5 that each set added to C covers at least a $\frac{1}{30 \cdot \text{OPT}_i}$ fraction of $N \cup V$ with high probability. It follows that after adding the i^{th} set, the cost of the corresponding scan over N is $O(|N|) = O(|U_{\bar{C}}|) = O(|U| \cdot (1 - \frac{1}{30 \cdot \text{OPT}_i})^i)$. Thus, the total cost of removing covered points from N over the entire algorithm is bounded by:

$$O\left(\sum_{i=0}^{30 \cdot \text{OPT}_i \ln n} |U| \left(1 - \frac{1}{30 \cdot \text{OPT}_i}\right)^i\right) = O\left(\sum_{i=0}^{\infty} |U| \left(1 - \frac{1}{30 \cdot \text{OPT}_i}\right)^i\right) = O(|U| \text{OPT}_i)$$

Combining these costs, we conclude that Algorithm 1 runs in time $\tilde{O}((f + |U|) \min(\text{OPT}_i, \ell))$, as desired. \square

Theorem 5 follows as an immediate consequence of Lemma 4.8 and Lemma 4.1.

4.2 Sparsest Navigable Graph Construction in $\tilde{O}(n^{2.5})$

We next show how to use `NGCOVER` to design a simple approximate minimum navigable graph construction algorithm that runs in $\tilde{O}(n^{2.5})$ time. This algorithm will help motivate our final $\tilde{O}(n^2)$ time result.

Theorem 6. *There is an algorithm that, given a set of points P and a distance function d , runs in $\tilde{O}(n \text{OPT}^*) \leq \tilde{O}(n^{2.5})$ time to return a navigable graph G on P with $O(\text{OPT}^* \log n)$ edges with probability $\geq 1 - \frac{1}{n^2}$. Moreover, for each point $p_i \in P$, $N_G(p_i)$ has size $O(\text{OPT}_i \log n)$.*

We present the algorithm below.

Algorithm 2 `SparsestNavigableGraphSimple(P, d)`

Input: A point set P of size n and a distance function d .

Output: A navigable graph on P .

- 1: $G \leftarrow (P, \emptyset)$
 - 2: Preprocess P as in Claim 3.1
 - 3: **for** $p_i \in P$ **do**
 - 4: $N_s \leftarrow \text{NGCOVER}(P, p_i, P \setminus \{p_i\}, n)$
 - 5: **return** G
-

Proof of Theorem 6. Thus, by Lemma 4.1, we can induce to `NGCOVER` to successfully return set covers for each p_i with size $O(\text{OPT}_i \cdot \log n)$ by simply setting ℓ to n so that neither $|C|$ nor $|V|$ can exceed it. Consequently, the total number of edges in the resulting graph is at most $O(\sum_{p_i \in P} \text{OPT}_i \log n) = O(\text{OPT}^* \log n)$, showing that `MINIMUMNAVIGABLEGRAPHSIMPLE` returns an $O(\log n)$ -approximate minimum navigable graph where each individual neighborhood is also minimal to an $O(\log n)$ approximation.

Because there are n sets $S_{i \rightarrow j}$ for each i , the frequency of any point in any set cover instance is trivially at most n . Moreover, the size of $|U| = P \setminus \{p_i\}$ is $n - 1$ for any i . Thus, by Lemma 4.8, the call to `NGCOVER` on point p_i runs in $\tilde{O}((f + |U|) \min(\ell, \text{OPT}_i)) = \tilde{O}(2n \min(n, \text{OPT}_i)) = \tilde{O}(n \text{OPT}_i)$ time. Therefore, `MINIMUMNAVIGABLEGRAPHSIMPLE` runs in $\tilde{O}(\sum_{p_i \in P} n \text{OPT}_i) = \tilde{O}(n \text{OPT}^*)$ time. This is output sensitive, that is, it runs faster when OPT^* is smaller, but recall from Theorem 4 that it is always possible to construct a navigable graph with $\text{OPT}^* = n^{3/2}$ edges. Therefore, $\tilde{O}(n \text{OPT}^*) \leq \tilde{O}(n^{2.5})$. \square

It is worth reiterating that, unlike the $\tilde{O}(n^2)$ time Algorithm 3 that we will present momentarily, Algorithm 3 produces a graph that minimizes not just the average and maximum degrees, but also the degrees of every individual neighborhood. That is, in the resulting graph, each point p_i has an outdegree that is an $O(\log n)$ approximation of the minimum outdegree that p_i could have in any navigable graph over P . This property is lost in Algorithm 3.

Moreover, Algorithm 2 makes almost no assumptions about the points covered by arbitrary sets before directly making set or membership queries. As we show in Section 5.5, this makes Algorithm 2 readily applicable to related graph construction problems by changing the set access data structure and only making minor modifications to the algorithm.

4.3 Sparsest Navigable Graph Construction in $\tilde{O}(n^2)$

We now present our approach to proving the main positive result of this paper, Theorem 1. To make the jump from $\tilde{O}(n^{2.5})$ to $\tilde{O}(n^2)$, we make two major additions to the algorithm. Both assume rough knowledge of the number of edges OPT^* of the minimum navigable graph. In order to get access to this information, we execute an exponential search strategy in which we run the entire algorithm in a loop. We begin with a guess $\ell^* = n$ and run the remainder of the algorithm with that guess. We realize that our guess is wrong if the number of edges we add to the graph ends up exceeding ℓ^* by a large amount. In response, we terminate the algorithm, double ℓ^* , and restart.

Given an estimate ℓ^* of OPT^* , we make the two following additions to our algorithm:

- We prepend the algorithm by adding $(\ell^*/n) \log(n)$ random edges to each point, then filtering out any points that those edges cover. This covers many points across all set cover instances, in particular those contained in many sets, which would otherwise cast many votes in `NGCOVER`.
- We estimate the local OPT_i 's of each set cover instance, then combine instances with similar OPT_i 's in cliques. This limits the number of set cover instances that have both high OPT_i and a large number of points to cover, which are the most expensive instances for our algorithm.

4.3.1 Random edges and cliques

Suppose we have a guess ℓ^* of OPT^* satisfying $\ell^* \leq c \text{OPT}^*$ for some constant c . Then we can add $(\ell^*/n) \log n$ random out-neighbors to each point without violating the guarantee of an $O(\log n)$ -approximation on the total number of edges in the graph (and the maximum degree, since the average degree cannot exceed the maximum degree). In return, across all set cover instances \mathcal{I}_i , we cover any points p_k contained in a large number of sets $S_{i \rightarrow j}$ with high probability.

We showed in Claim 3.2 that when adding $(\ell^*/n) \ln n$ random sets to a set cover instance \mathcal{I}_i , any point still uncovered is contained in $\leq n^2/\ell^*$ sets with high probability. We now show that after adding these random edges to each instance, we can efficiently find the set of points U_i that remain uncovered.

Claim 4.9. *If $R_1, \dots, R_n \subseteq P$ are random samples of size $(\ell^*/n) \ln n$ each, then there is a procedure running in $O(n^2 \log n)$ time which constructs $U_i = P \setminus \{p_i\} \setminus (\bigcup_{p_r \in R} S_{i \rightarrow r})$ for every $p_i \in P$.*

Proof. Recall from Claim 3.1 that we can preprocess P in $O(n^2 \log n)$ time to support constant time `FreqOf` queries, which give the number of sets $S_{i \rightarrow j}$ containing p_k , for given values of i and p_k . We now iterate over all n^2 pairs i, p_k , checking for each pair the number of sets $S_{i \rightarrow j}$ containing p_k . If this frequency is at least n^2/ℓ^* , then p_k is covered in \mathcal{I}_i with high probability by Claim 3.2. Otherwise, we simply iterate over each $p_r \in R_i$, of which there are at most $(\ell^*/n) \ln n$, and check if any of them contain p_k in $O((\ell^*/n) \ln n)$ time. If so, then p_k is covered in \mathcal{I}_i ; otherwise, it is not. By Corollary 3.3, p_k is less than n^2/ℓ^* in instance i for at most n^3/ℓ^* pairs i, p_k . Thus, the total time taken by this procedure is $O(n^2 \log n)$ to preprocess P , $O(n^2)$ to filter out points with high frequency, and $O((n^3/\ell^*)(\ell^*/n) \log n) = O(n^2 \log n)$ to filter out covered points with low frequency, for a total of $O(n^2 \log n)$. \square

Claim 4.10. *If $R \subseteq P$ is a random sample of size β , and $p_i \in P$, then running `NGCOVER` on point p_i with size limit ℓ to cover $U_i = P \setminus \{p_i\} \setminus \bigcup_{p_r \in R} S_{i \rightarrow r}$ takes $\tilde{O}((n/\beta + |U|) \min(\ell, \text{OPT}_i))$ time.*

Proof. By Claim 3.2, any point in set cover instance i with frequency $\geq \frac{cn}{\beta} \log n$ is contained in $S_{i \rightarrow r}$ for some $p_r \in R$, and thereby not in U , with probability $> 1 - 1/n^c$. By union bound, the maximum frequency f of any point in U is at most $\frac{cn}{\beta} \log n$ with probability $> 1 - 1/n^{c-1}$. By Lemma 4.8, `NGCOVER` runs in

$$\begin{aligned} O(f \min(\text{OPT}_i, \ell) \log^2 n + |U| \min(\ell, \text{OPT}_i)) &\leq O((n/\beta) \min(\text{OPT}_i, \ell) \log^3 n + |U| \min(\ell, \text{OPT}_i)) \\ &= \tilde{O}((n/\beta + |U|) \min(\ell, \text{OPT}_i)) \end{aligned}$$

time with probability $> 1 - 1/n^{c-1}$. □

In fact, it can be shown that modifying Algorithm 2 by estimating OPT^* through exponential search and adding roughly $(\text{OPT}^*/n) \log n$ random neighbors to each point is already enough to bound the time to construct an approximate minimum navigable graph to $\tilde{O}(n^{2.25})$. However, we omit that proof here in favor of the full $\tilde{O}(n^2)$ bound.

Of the two terms in the running time of Claim 4.10, the first term $(n/\beta) \min(\ell, \text{OPT}_i)$ is actually sufficient to achieve an $\tilde{O}(n^2)$ time navigable graph construction, as we will show later. That is, the only bottleneck remaining is the $|U| \min(\ell, \text{OPT}_i)$ term, coming from the cost of eliminating covered points from N upon adding a set to the cover. Let us illustrate the issue with this term and why it prevents our algorithm as described so far from running in $\tilde{O}(n^2)$ time.

Note that if ℓ is set high enough such that `NGCover` returns a cover of U , then this term amounts to $O(|U| \text{OPT}_i)$, contributing $O(\sum_{p_i \in P} |P \setminus \{p_i\} \setminus \bigcup_{p_r \in R_i} S_{i \rightarrow r}| \cdot \text{OPT}_i)$ total time to the full graph construction algorithm for randomly-chosen sets R_1, \dots, R_n . If the random sets are able to eliminate a similar number of points per instance, or if OPT_i is similar across all instances, then Corollary 3.3 implies an $\tilde{O}(n^2)$ running time. However, this may not always be the case, depending on the point set. For a particular i , if R_i is unable to cover a large number of points in instance i (because they might all be highly selective, that is, each one is contained in a small number of sets), and OPT_i is large, then the product $|P \setminus \{p_i\} \setminus \bigcup_{p_r \in R_i} S_{i \rightarrow r}| \cdot \text{OPT}_i$ will be large. For example, suppose almost all (i.e. $\Omega(n)$) points remain uncovered in instance i after adding random edges. Suppose also that it requires a large number of sets (e.g. $\Omega(\sqrt{n})$) to cover those uncovered points. Then it would take $\Omega(n^{3/2})$ time to solve such a set cover instance. It can in fact be shown that there exist simple point sets that with high probability induce $\Omega(n^{5/8})$ such set cover instances, resulting in $\Omega(n^{17/8})$ time navigable graph construction.

Thus, for our algorithm to run in $\tilde{O}(n^2)$ time, we need to bound the number of instances that simultaneously have large solutions and many points to cover after the addition of random edges. We now explain how we accomplish this.

As the final addition to the algorithm, we use the tool we introduced in Section 3.2.2 of forming cliques in the graph. Cliques, like random edges, allow us to cover many points across set cover instances prior to running `NGCOVER`. However, unlike random edges, cliques allow us to coordinate how this coverage jointly affects several targeted instances together.

Like with random edges, suppose we have a guess $\ell^* \leq c \text{OPT}^*$ for some constant c . Then if we randomly partition points into groups of size $(\ell^*/n) \log n$ and build cliques over each partition, we do not violate an $O(\log n)$ approximation on the minimum number of edges. In short, the intuition behind our approach with cliques is to estimate the OPT_i for each instance, group together instances with similar OPT_i 's, and form cliques from the groups. This addresses the issue discussed in the previous section by covering many points across the instances with highest OPT_i .

4.3.2 Full algorithm

We now present the $\tilde{O}(n^2)$ algorithm in its entirety, the pseudocode of which is given below in Algorithm 3.

We first give a high-level overview of the algorithm. Most of the algorithm runs in the ℓ^* -loop on Line 2. The purpose of this loop is to perform exponential search on OPT^* , the size of the minimum navigable graph.

Knowing the value of OPT^* is useful, because it gives us an indication of the number of edges we can afford to add to the graph while preserving an $O(\log n)$ approximation factor on the minimum number of edges in the graph. We will use a particular guess ℓ^* until it is clear that OPT^* is much larger, at which point we will jump to the next iteration of the ℓ^* -loop, doubling ℓ^* and starting the core of the algorithm again.

After selecting a guess ℓ^* of OPT^* , we initialize λ to 0. This variable is used to track how good of a guess ℓ^* is. Whenever `NGCOVER` returns a set, we add its size to λ . We expect `NGCOVER` to return for points p_i sets with size close to OPT_i , so we expect λ to be close to OPT^* . Thus, if λ exceeds ℓ^* by too much, we take that as an indication that we need to try a new ℓ^* .

We initialize n random samples $R_1, \dots, R_n \subseteq P$ of size $(\ell^*/n) \ln n$ to serve as random sets to add to each set cover instance. We also initialize Q to P . Q represents all \mathcal{I}_i which may still have uncovered points. We will be repeatedly attempting to call `NGCOVER` on each \mathcal{I}_i , only removing some p_i from Q once `NGCOVER` successfully returns a cover for \mathcal{I}_i .

The ℓ -loop on Line 6 is similar to the ℓ^* -loop but estimates OPT_i instead of OPT^* . For a given choice of ℓ , we randomly partition all remaining instances in Q into random groups of size $(\ell/n) \ln n$. These groups represent cliques, the effect of which, as suggested in Claim 3.4, is to bound the number of uncovered points across all instances sharing a common clique. The role of the ℓ -loop in this strategy is to approximately sort the instances \mathcal{I}_i by OPT_i . That is, `NGCOVER` will succeed on instances with low OPT_i for early choices of ℓ . Instances that persist in Q through many iterations of the ℓ -loop are those with large OPT_i . Thus, by incrementally completing instances with low OPT_i , we can ensure that when ℓ is large enough to run `NGCOVER` to completion on the high- OPT_i instances, we can group them into cliques to cover large swaths of points across them.

To achieve the desired filtering effect by OPT_i , the ℓ -loop iterates through increasing values of ℓ and, for each one, attempts to run `NGCOVER` with size limit ℓ on every instance in Q . Those that are successful are removed from Q and finalized in the graph by setting their neighbors $N_G(p_i)$ to $R_i \cup K \cup C \setminus \{p_i\}$, a combination of the randomly-sampled edges for \mathcal{I}_i , the clique K that p_i was assigned to in the iteration where `NGCOVER` succeeded, and the returned cover C which covers all points not already covered by R_i and K .

4.3.3 Approximation factor

Here we will prove that Algorithm 3 always returns a navigable graph with $O(\text{OPT}_i \log n)$ edges. This proof consists of two steps. First, we will show that the number of edges in any graph returned by Algorithm 3 is not much more than ℓ^* . Second, we will show that Algorithm 3 is likely to return a graph when ℓ^* is not much more than OPT^* .

Observation 4.11. *If Algorithm 3 returns a graph, then that graph is navigable.*

This follows from Claim 4.9, Claim 3.4, and Lemma 4.1. The discussions on processing random edges and cliques are directly applied in this algorithm. That is, each U_i is processed to be exactly $P_{\overline{R_i \cup K}}$. Since `NGCOVER` always returns a valid cover of U_i if it returns a set at all, it follows that $R_i \cup K \cup C$, where C is the set returned by `NGCOVER` to cover $P_{\overline{R_i \cup K}}$, is always a cover of P for instance \mathcal{I}_i .

Claim 4.12. *Within a given iteration of the ℓ^* -loop, if the algorithm returns a graph, then that graph has at most $4\ell^* \ln n$ edges.*

Proof. It's clear to see that λ tracks the sum of the sizes of all sets returned by `NGCOVER` for the current choice of ℓ^* . Moreover, the restart condition on Line 7 jumps to the next iteration of the ℓ^* -loop if $\lambda + |Q| \cdot \ell > \ell^* \ln n$ for a given iteration of the ℓ -loop. In that ℓ -loop iteration, all calls to `NGCOVER` are made with size limit ℓ . Thus, each cover C returned has size at most ℓ , meaning λ can only increase by at most $|Q| \cdot \ell$ in this iteration. It follows that λ never exceeds $\ell^* \ln n$. Thus, if the algorithm ever returns a graph, then the sum size of all C 's returned by `NGCOVER`, given by λ , is at most $\ell^* \ln n$. For that choice of λ , all random samples R_i have size $2(\ell^*/n) \ln n$, and all random cliques K have size $(\ell^*/n) \ln n$. Thus, the sum sizes of all $R_i \cup K$ added to each $N_G(p_i)$ is at most $n \cdot (3(\ell^*/n) \ln n) \leq 3\ell^* \ln n$. Therefore, the total number of edges added to G is at most $4\ell^* \ln n$. \square

Algorithm 3 SparsestNavigableGraphFull(P, d)

Input: A point set P of size n and a distance function d .**Output:** A navigable graph on P .

```
1: Preprocess  $P$  as in Claim 3.1
2: for  $\ell^* \leftarrow n \cdot 2^1, n \cdot 2^2, n \cdot 2^3, \dots$  do ▷ Exponential search on  $\text{OPT}^*$ 
3:    $\lambda \leftarrow 0$ 
4:    $R_1, \dots, R_n \leftarrow$  random samples of  $P$  with size  $2(\ell^*/n) \ln n$  ▷ Choose random edges
5:    $Q \leftarrow P$ 
6:   for  $\ell \leftarrow 2^1, 2^2, 2^3, \dots$  do ▷ Exponential search on  $\text{OPT}_i$ 
7:     if  $\lambda + |Q| \cdot \ell > \ell^* \ln n$  then ▷ If our guess  $\ell^*$  of  $\text{OPT}^*$  was too small, try again
8:       Jump to the next iteration of the for-loop on Line 2
9:      $U_1, U_2, \dots, U_n \leftarrow \emptyset$ 
10:    Randomly partition  $Q$  into parts  $K_1, \dots, K_m$  of size  $(\ell^*/n) \ln n$  ▷ Choose random cliques
11:    for  $K \leftarrow K_1, K_2, \dots, K_m$  do
12:      for  $p_k \in P \setminus K$  do ▷ Identify points not yet covered by  $K$  or random edges
13:         $p_i \leftarrow \text{argmin}_{p \in K} d(p, p_k)$ 
14:        if (the number of sets  $S_{i \rightarrow k}$  containing  $p_k$ )  $\leq n^2/\ell^*$  then
15:          if  $p_k \notin S_{i \rightarrow r}$  for all  $p_r \in R_i$  then
16:             $U_i \leftarrow U_i \cup \{p_k\}$ 
17:          for  $p_i \in K$  do ▷ Run  $\text{NGCOVER}$  to cover all identified uncovered points
18:             $C \leftarrow \text{NGCOVER}(P, p_i, U_i, \ell)$ 
19:            if  $C \neq \text{FAIL}$  then
20:               $Q \leftarrow Q \setminus \{p_i\}$ 
21:               $N_G(p_i) \leftarrow R_i \cup K \cup C \setminus \{p_i\}$ 
22:               $\lambda \leftarrow \lambda + |C|$ 
23:  return  $G$ 
```

Claim 4.13. *The algorithm maintains the invariant that Q only contains points p_i where $\text{OPT}_i \geq \ell/(30 \log n)$.*

Proof. Recall from Lemma 4.1 that with high probability, NGCOVER does not fail if $\ell \geq 30\text{OPT}_i \ln n$. Furthermore, a point only remains in Q if NGCOVER fails on it. Thus, with high probability, the only points $p_i \in Q$ at the end of any iteration of the ℓ -loop are those where $\text{OPT}_i \geq \ell/(30 \log n)$. \square

Corollary 4.14. *The algorithm maintains the invariant that Q contains $O((\text{OPT}^*/\ell) \ln n)$ points.*

Proof. By Claim 4.13, all points $p_i \in Q$ satisfy $\text{OPT}_i \geq \ell/(30 \log n)$. The sum of these OPT_i 's must add to at most OPT^* . Thus, the number of points in Q is at most $\frac{\text{OPT}^*}{\ell/(30 \log n)} = 30(\text{OPT}^*/\ell) \ln n = O((\text{OPT}^*/\ell) \ln n)$. \square

Claim 4.15. *For a given iteration of the ℓ^* -loop on Line 2, if $\ell^* \geq 90\text{OPT}^*$, then the algorithm returns a graph with probability $\geq 1 - \frac{1}{n^2}$.*

Proof. By Lemma 4.1, any successful execution of NGCOVER for a point p_i returns a set of size at most $60\text{OPT}_i \ln n$ with probability $\geq 1 - \frac{1}{n^3}$. Taking a union bound over the successful executions of all n instances, we see that with probability $\geq 1 - \frac{1}{n^2}$, every successful execution of NGCOVER returns a set of size $60\text{OPT}_i \ln n$. Thus, λ never exceeds $\sum_{p_i \in P} 60\text{OPT}_i \ln n \leq 60\text{OPT}^* \ln n$.

By Corollary 4.14, Q always contains at most $30(\text{OPT}^*/\ell) \ln n$ elements. Thus, $|Q|\ell$ is always at most $30\text{OPT}^* \ln n$. By combination of this and the earlier bound on λ , it follows that with probability $\geq 1 - \frac{1}{n^2}$, $\lambda + |Q|\ell$ never exceeds $90\text{OPT}^* \ln n$. Therefore, if $\ell^* \geq 90\text{OPT}^*$, then the restart condition on Line 7 never triggers with probability $\geq 1 - \frac{1}{n^2}$, thereby leading the algorithm to return a graph. \square

Corollary 4.16. *Algorithm 3 returns a navigable graph with $O(\text{OPT}^* \log n)$ edges with probability $\geq 1 - \frac{1}{n^2}$.*

Proof. Since ℓ^* doubles on each iteration of the ℓ^* -loop, it will on some iteration satisfy $120\text{OPT}^* \leq \ell^* < 240\text{OPT}^*$. By Claim 4.15, the algorithm will return a navigable graph on this iteration at the latest. Since ℓ^* only grows, whichever iteration the graph was returned on satisfied $\ell^* < 120\text{OPT}^*$. Thus, by Claim 4.12, this graph has at most $4\ell^* \ln n \leq 960\text{OPT}^* \ln n = O(\text{OPT}^* \log n)$ edges. \square

4.3.4 Running time

Lemma 4.17. *Each run of Lines 9–22 takes $\tilde{O}(n^2)$ time with probability $\geq 1 - \frac{1}{n^2}$.*

Proof. For each part K_i , Lines 9–22 execute two main steps. We break the running time into these two steps.

1. Lines 12–16: Initializing the set cover instances within each clique. This involves filtering out all points in these instances which are already covered either by clique edges or the random edges.
2. Lines 17–22: Running NGCOVER on each set cover instance in the clique to cover the points that were not covered by clique edges or random edges.

Initializing set cover instances. Line 13 involves a single scan over K , computing the distance between p_k and each member of K to determine the minimum among them. This clearly takes $O(|K|) = O((\ell^*/n) \log n)$ per execution of Line 13. This is run $n - |K| = O(n)$ times per clique, of which there are at most $\frac{n}{(\ell^*/n) \log n} = O(n^2/(\ell^* \log n))$ times. Thus, the total number of distance computations is $O((\ell^*/n) \log n) \cdot O(n) \cdot O(n^2/(\ell^* \log n)) = O(n^2)$.

Now let us consider the time taken by Lines 14–16. The initial condition on Line 14 on the frequency of p_k among sets in instance i is done once for each of at most n points per clique. This constitutes $O(n) \cdot O(n^2/(\ell^* \log n)) \leq O(n^2/\log n)$ comparisons overall, since $\ell^* \geq n$. On the other hand, the condition on Line 15 runs only for points p_k and instances i where p_k is contained in at most n^2/ℓ^* sets $S_{i \rightarrow j}$. As explained with Claim 4.9, at most n^3/ℓ^* pairs p_k, i satisfy this condition in total. For each, Line 15 expects us to check if any $S_{i \rightarrow r}$ contains p_k for any $p_r \in R_i$. We do this by making one membership query (asking if $S_{i \rightarrow r}$ contains p_k) per $p_r \in R_i$, of which there are $(\ell^*/n) \log n$. Thus, the total number of such membership queries is $O((n^3/\ell^*) \cdot (\ell^*/n) \log n) = O(n^2 \log n)$.

Running NGCOVER. When initializing the set cover instances in Lines 12–16, by Claim 3.2 the algorithm ensures for every i that with probability $\geq \frac{1}{n^2}$ no p_k added to P_i is contained in $S_{i \rightarrow r}$ for any $p_r \in R_i$. Thus, by Section 4.3.1, each call to NGCOVER runs in time

$$O\left(\left(\frac{n \log^3 n}{(\ell^*/n) \log n} + |P_i|\right) \min(\text{OPT}_i, \ell)\right) \leq O\left(\frac{n^2 \ell \log^2 n}{\ell^*} + |P_i| \ell\right)$$

Due to Line 7, the algorithm would have restarted if $|Q| \cdot \ell > \ell^* \ln n$. Thus, $\ell^* \geq \ell|Q|/\ln n$, so $(n^2 \ell \log^2 n)/\ell^* \leq O(n^2 \log^3 n/|Q|)$. It follows that across all points in Q , this $(n^2 \ell \log^2 n)/\ell^*$ term contributes $O(n^2 \log^3 n)$ time total.

Now consider the $|P_i| \ell$ term. By Claim 3.4, for a given K , $\sum_{i \in K} |U_i| \leq n - |K| = O(n)$. Thus, $\sum_{p_i \in K} |U_i| \ell \leq \ell \sum_{p_i \in K} |U_i| = O(n\ell)$. Since each K contains $(\ell^*/n) \ln n$ points, this $|U_i| \ell$ term contributes, on average, $O((n^2 \ell \log n)/\ell^*)$ time per point in Q . But again by Line 7, we know that $\ell^* \geq \ell|Q|/\ln n$, so this cost is $O(n^2 \log^2 n/|Q|)$ on average per point, or $O(n^2 \log^2 n)$ total across all points in Q . \square

Observation 4.18. *The ℓ^* -loop on Line 2 runs for $O(\log n)$ iterations.*

The above is easy to see from the fact that each NGCOVER trivially returns sets with size at most n , so once $\ell^* \geq n^2$, it is impossible for λ to exceed it. It only takes $\log_2 n$ iterations for ℓ^* to grow to n^2 , at which point the construction will run to completion with the restart condition unable to trigger.

Observation 4.19. *For each iteration of the ℓ^* -loop, the ℓ -loop on Line 6 runs for $O(\log n)$ iterations.*

The reasoning for this is the same as the previous observation. Each `NGCOVER` is guaranteed to succeed when given $\ell \geq n$. For a given iteration of the ℓ^* -loop, the ℓ -loop takes only $\log_2 n$ iterations for ℓ to grow to n .

Corollary 4.20. *Algorithm 3 runs in $\tilde{O}(n^2)$ time with probability $\geq 1 - \frac{1}{n}$.*

Proof. This follows easily from the previous two observations and lemma. The ℓ^* -loop runs for at most $\log_2 n$ iterations. In each, the ℓ -loop runs for at most $\log_2 n$ iterations. In each, the inner code runs in $O(n^2 \log^2 n)$ time. In total, this takes $O(n^2 \log^4 n)$ time. Taking a union bound over all $O(\log^2 n)$ times that Lines 9–22 run, we get that this occurs with probability $\geq 1 - \frac{\log^2 n}{n^2} \geq 1 - \frac{1}{n}$. \square

Theorem 1 follows as an immediate consequence of Corollary 4.16 and Corollary 4.20.

5 Sublinear Set Cover Algorithms

In this section we extend the results from Section 4 to the setting of sublinear set cover algorithms. In particular, we provide proofs for Theorem 3 and Corollary 2.1. We note here as in Section 2.2 that there are similar results existing in the literature, some of which can be modified to achieve the same bounds as Theorem 3, but our results use completely different techniques. The problem of finding a minimum set cover is a classic NP-COMplete problem that has been studied in a variety of settings. The input to a set cover problem includes a *set system*, which is a pair $(U = \{e_1, \dots, e_n\}, \mathcal{F} = \{S_1, \dots, S_m\})$ where each $S_i \subseteq U$. The output to the minimum set cover problem is a minimum subset of \mathcal{F} which includes a set covering each $e_i \in U$. While set cover is NP-COMplete, the greedy algorithm which chooses the set covering the maximum number of remaining elements, is a $O(\log n)$ approximation which runs in $O(\sum_{i=1}^m |S_i|)$ time. Unless $P = NP$, this is essentially the best possible approximation ratio for a polynomial-time algorithm [17]. Our results are in a sublinear model of the problem, where we do not explicitly interact with U and \mathcal{F} , but rather through specific queries which we assume can be performed in constant time. Specifically, our results will use the `SetOf` query described in Section 3, which returns for a given element $e \in U$ all sets in \mathcal{F} containing e . In addition, we use the related `EltOf` query, which returns for a given set $S \in \mathcal{F}$ all elements contained in S . As in the data structure in Claim 3.1, we can also support the `FreqOf` query with $O(n \log n)$ preprocessing. The primary goal of this section is to describe sublinear set-cover algorithms for Theorem 3. We start with an emulation of the greedy algorithm in the sublinear model, then progressively modify it to achieve two algorithms which will together satisfy the theorem.

5.1 The greedy algorithm in the sublinear model

We first present an implementation of the classical greedy algorithm in the sublinear model, Algorithm 4, which we will later use as a subroutine.

Lemma 5.1. *Algorithm 4 runs in $O(\sum_{S \in \mathcal{F}} |S| \cdot \log(m))$ time, and achieves a $\ln(n)$ approximation ratio.*

Proof. The algorithm emulates the greedy algorithm in the standard model and therefore obtains the same approximation ratio. We use a standard binary heap with $O(\log n)$ -time operations as the priority queue. The running time is determined by the time spent performing heap operations, as all other costs are linear in n, m . The algorithm performs at most m pop operations on the heap, which requires $O(m \cdot \log(m))$ time. For each set S that is popped from the heap the algorithm perform $|S|$ decrease key operations, and each set is popped at most once. Thus, the total number of decrease key operations is bounded by $\sum_{S \in \mathcal{F}} |S|$, and thus requires at most $O(\sum_{S \in \mathcal{F}} |S| \cdot \log(m))$ time. The total running time is therefore bounded by $O(\sum_{S \in \mathcal{F}} |S| \cdot \log(m))$. \square

Algorithm 4 GreedySetCover(U, \mathcal{F})

```
1:  $C \leftarrow \emptyset$ .
2: Initialize an empty max priority queue  $P$ .
3: for each  $S \in \mathcal{F}$  do
4:   Compute  $|S|$  using EltOf queries.
5:   Insert  $S$  into  $P$  using  $|S|$  as the priority key.
6: while  $U \neq \emptyset$  do
7:   Pop the top priority set  $S$  from  $P$ .
8:    $U \leftarrow U \setminus S, C \leftarrow C \cup \{S\}$ .
9:   Enumerate the elements in  $S$  using EltOf queries.
10:  for each  $e \in S$  do
11:    Enumerate all sets  $S'$  such that  $e \in S'$  using SetOf queries.
12:    For each such set  $S'$ , decrease the key of  $S'$  in  $P$  by 1.
13: return  $C$ 
```

5.2 The voting algorithm

As in Algorithm 1, the first approach to improving the run time of the greedy algorithm is to approximate the greedy choice made at each step by using voting. To do this, the algorithm samples a random element from the pool of unsampled uncovered elements (prospective voters), N , which then votes for all sets it is an element of. The element is added to the set of active voters, V . Whenever a set reaches a logarithmic number of votes, the algorithm chooses it as the next set, which involves enumerating all of its elements using membership queries, removing them from P and V , as well as removing any votes they may have cast. This process continues until N is empty, at which point the set of uncovered elements is V , so the residual instance is relatively small, and we can just use the greedy algorithm.

Notation. For ease of presentation we introduce the following notation: $U_{\overline{C}} = U \setminus (\bigcup_{S \in C} S)$, i.e we let $U_{\overline{C}}$ denote the set of all elements in U that are uncovered by the sets in C . We let $\mathcal{F}_{\overline{C}}$ denote the following collection of sets: $\{S_{\overline{C}} = S \cap U_{\overline{C}} : S \in \mathcal{F} \setminus C\}$, i.e the projection of all sets not yet chosen onto $U_{\overline{C}}$. We let $\mathcal{S}_{\overline{C}}$ denote the following set system: $(U_{\overline{C}}, \mathcal{F}_{\overline{C}})$. This set system describes the residual set cover instance we've left to solve after choosing the sets in C - all uncovered elements, and the projection of all unchosen sets to the set of uncovered elements. We denote the number of votes a set S received (i.e the value of its vote counter) by $v(S)$.

Claim 5.2. *If $\mathcal{S} = (U, \mathcal{F})$ has a minimum set cover of size OPT, then for any $C \subseteq \mathcal{F}$, then $\mathcal{S}_{\overline{C}}$ has a set cover which size is at most OPT.*

5.2.1 Bounding the approximation ratio.

The key difference between the voting algorithm and the greedy algorithm is that the voting algorithm approximates the largest sets at each step. Therefore, the key thing to prove in order to bound the approximation ratio is that these approximations are sufficient. We begin by observing that Algorithm 5 maintains the following invariants:

Claim 5.3. *The main while loop in ConstructVoteCover maintains the following invariants:*

1. $N \sqcup V = U_{\overline{C}}$,
2. V is a set of random, uniformly distributed elements in $U_{\overline{C}}$,
3. For every set S : $v(S) = |V \cap S_{\overline{C}}|$, and
4. For every set S : $v(S) \leq 100(\log(m) + \log(n))$.

Algorithm 5 ConstructVoteCover(U, \mathcal{F})

```
1:  $N \leftarrow U, V \leftarrow \emptyset, C \leftarrow \emptyset$ 
2: while  $N \neq \emptyset$  do
3:   Sample a random element from  $N$ , denoted by  $j$ .
4:    $N \leftarrow N \setminus j$ 
5:    $V \leftarrow V \cup j$ 
6:   Use membership queries to enumerate all sets in  $\mathcal{F}$  that  $j$  is a member of, denote this set by  $\mathcal{F}[j]$ .
7:   for each  $S \in \mathcal{F}[j]$  do
8:     Increment the vote count for  $S$ .
9:     if the number of votes for  $S$  is  $100 \cdot (\log(m) + \log(n))$  then.
10:      AddSet( $S$ )
11:  $C' \leftarrow \text{GreedySetCover}(V, \{S_{\overline{C}} = S \cap U_{\overline{C}} : S \in \mathcal{F} \setminus C\})$ 
12:  $C \leftarrow C \cup C'$ 
13: return  $C$ 
```

```
14: function AddSet( $S$ )
15:   Use membership queries to enumerate all elements in  $S$ .
16:   for each  $j \in S$  do
17:     if  $j \in V$  then
18:       Use membership queries to enumerate all sets in  $\mathcal{F}$  that  $j$  is a member of.
19:       For each such set, decrement the vote count.
20:       Remove  $j$  from  $V$ .
21:     else
22:       Remove  $j$  from  $N$ .
23:    $C \leftarrow C \cup \{S\}$ 
```

Next we show that the set chosen at each step is the largest set up to constant factors with high probability.

Lemma 5.4. *With probability at least $1 - \frac{1}{m^{28} \cdot n^{28}}$, in every call to AddSet(S), $S_{\overline{C}}$ is approximately the largest set in $\mathcal{F}_{\overline{C}}$, more specifically:*

$$\forall S' \in \mathcal{F} \setminus C : |S_{\overline{C}}| \geq \frac{1}{8} \cdot |S'_{\overline{C}}|$$

Proof. It suffices to bound the probability that at some point in the execution there exists a pair $S, S' \in \mathcal{F} \setminus C$ such that $v(S) = 100(\log(m) + \log(n))$ and $|S_{\overline{C}}| < \frac{1}{8} \cdot |S'_{\overline{C}}|$. Assume that during the execution of the algorithm, such a pair exists. By Claim 5.3, $v(S') \leq 100(\log(m) + \log(n))$ which in turn implies, $|V \cap S_{\overline{C}}| \geq 100 \cdot (\log(m) + \log(n))$ while $|V \cap S'_{\overline{C}}| \leq 100(\log(m) + \log(n))$. Because V is uniformly random over $U_{\overline{C}}$, we can apply a standard Chernoff bound to conclude the probability of $|V \cap S_{\overline{C}}|$ exceeding $100 \cdot (\log(m) + \log(n))$ is at most $\frac{1}{m^{30} \cdot n^{30}}$. \square

We now can use this to bound the number of sets added in the main loop.

Lemma 5.5. *With probability at least $1 - \frac{1}{m^{28} \cdot n^{28}}$, the algorithm calls AddSet(S) at most $O(\text{OPT} \cdot \log(n))$ times.*

Proof. Consider some optimal solution $\mathcal{F}' \subseteq \mathcal{F}$ to the input set cover instance, and denote its size by OPT . Note that for every subset $U' \subseteq U$, since \mathcal{F}' covers U' there exists a set $S' \in \mathcal{F}'$ that covers a $\frac{1}{\text{OPT}}$ -fraction of all elements in U' . Consider a call to AddSet(S): We know that there exists some set in $S' \in \mathcal{F}'$ that covers a $\frac{1}{\text{OPT}}$ fraction of all elements in $U_{\overline{C}}$, meaning $|S'_{\overline{C}}| \geq \frac{1}{\text{OPT}} \cdot |U_{\overline{C}}|$. Note that $S' \in \mathcal{F} \setminus C$ since for every set in $A \in C$ we have $A \cap U_{\overline{C}} = \emptyset$. By Lemma 5.4, with probability of at least $\frac{1}{m^{28} \cdot n^{28}}$ we have $|S_C| \geq \frac{1}{8} |S'_{\overline{C}}|$ and thus $|S_C| \geq \frac{1}{8 \cdot \text{OPT}} \cdot |U_C|$. So each call to AddSet covers a $\frac{1}{8 \cdot \text{OPT}}$ fraction of the remaining uncovered elements with high probability. Therefore, at most $8 \ln n \cdot \text{OPT}$ calls can be made. \square

Finally, we observe that the call to the greedy algorithm cannot add more than $\ln(n) \cdot \text{OPT}$ sets, so we have:

Claim 5.6. *With probability at least $1 - \frac{1}{m^{28} \cdot n^{28}}$, Algorithm 5 returns a $9 \ln(n)$ -approximate minimum set cover.*

Running time analysis. To analyze the running time, we first observe that there are three non-linear costs to the algorithm: managing votes, enumerating added sets, and executing the greedy algorithm on any remaining elements. We start by analyzing the cost of managing votes.

Claim 5.7. *There are at most $\text{OPT} \cdot 100(\log(m) + \log(n))$ elements in V after the main while loop terminates.*

Proof. We know from Claim 5.3 that $V \subseteq U_{\overline{C}}$. As in the proof of Lemma 5.5, there must exist some set in $S \in \mathcal{F} \setminus \mathcal{C}$ that covers at least a $1/\text{OPT}$ -fraction of the elements in V . Thus, if $|V| > \text{OPT} \cdot 100(\log(m) + \log(n))$, this would imply that $v(S) \geq 100(\log(m) + \log(n))$ when the while loop terminated, contradicting the algorithm description. \square

Claim 5.8. *With probability at least $1 - \frac{1}{m^{28} \cdot n^{28}}$, the cost of managing votes is at most*

$$O(f \cdot (\log(m) + \log(n)) \cdot \text{OPT} \cdot \log(n)).$$

Proof. An element is added to V at most once, and either is present at the end of the loop or removed during a call to AddSet. By Claim 5.7 at most $100 \cdot \text{OPT} \cdot (\log(m) + \log(n))$ elements are in V at the end of the loop. Each call to AddSet(S) removes exactly $100(\log(m) + \log(n))$ elements in V , and by Lemma 5.5, with probability at least $1 - \frac{1}{m^{28} \cdot n^{28}}$ there are at most $O(\text{OPT} \cdot \log(n))$ calls to AddSet(S). So, the total number of elements added to V is $O((\log(m) + \log(n)) \cdot \text{OPT} \cdot \log(n))$. Each element added/removed from V votes/unvotes for at most f sets, which yields the result. \square

We now bound the total cost of the algorithm.

Lemma 5.9. *With probability at least $1 - \frac{1}{m^{28} \cdot n^{28}}$, the total running time achieved by the algorithm is:*

$$O(m + n + \text{OPT} \cdot \log(n) \cdot (f \cdot (\log(m) + \log(n)) + \Delta)),$$

where f is the maximum frequency of an element in \mathcal{S}_C and Δ is the maximum size of a set in \mathcal{S}_C :

Proof. Observe that aside from costs linear in n or m , the running time of the algorithm can be broken into the cost of managing votes, the cost of enumerating added sets and the cost of the greedy algorithm at the end. By Claim 5.8, the cost of managing votes is $O(f \cdot (\log(m) + \log(n)) \cdot \text{OPT} \cdot \log(n))$. By Lemma 5.5, the algorithm adds at most $O(\text{OPT} \cdot \log(n))$ sets, each of which has at most Δ elements, so the cost of enumerating added sets is $O(\Delta \cdot \text{OPT} \cdot \log(n))$. By Claim 5.7, $|V| \leq O(\text{OPT} \cdot (\log(m) + \log(n)))$ and thus we can say $\sum_{S \in \mathcal{F} \setminus \mathcal{C}} |S_{\overline{C}}| \leq O(f \cdot \text{OPT} \cdot (\log(m) + \log(n)))$ which produces a bound on the total time taken by the greedy algorithm. \square

5.3 Reducing cost by limiting the maximum frequency

The cost of the voting algorithm depends both on f , the maximum frequency of an element in \mathcal{S}_C , and Δ , the maximum size of a set in \mathcal{S}_C . In this section, we'll give an algorithm that limits the effective value of f , which in turn reduces the cost. The key idea is to add $O(\text{OPT} \cdot \log(n))$ random sets to the cover. Then, any element that is a member of at least $\frac{m}{\text{OPT}}$ sets will be covered with high probability, which in turn bounds f by $\frac{m}{\text{OPT}}$. The issue is we don't know what OPT is equal to in advance, so we don't have a predetermined frequency threshold to enforce. To overcome this we use exponential search. We first make a guess L for OPT , allowing us to remove all sets that have at least $\frac{m}{L}$ elements. We then run ConstructVoteCover, which is cheaper, because f is now small. If our guess is sufficiently larger than OPT , we show this will return a small set cover. To deal with the case of our guess being smaller than OPT , we modify ConstructVoteCover to stop early, so that we don't incur its full running time. In particular, we stop execution as soon as we add the $(L + 1)$ th set to the cover; we will refer to this as CVCStopEarly(U, \mathcal{F}, L). The algorithm is given as Algorithm 6.

Algorithm 6 ConstructLimitedVoteCover(U, \mathcal{F})

```
1:  $L \leftarrow 16n \ln(n)$ 
2:  $C^* \leftarrow \emptyset$ 
3: while  $L \geq 1$  do
4:   for each  $e \in U$  do
5:     if  $\text{FreqOf}(e) \geq \frac{100 \cdot (\log(m) + \log(n)) \cdot m}{L}$  then
6:        $U \leftarrow U \setminus e$ 
7:    $C \leftarrow \text{CVCStopEarly}(U, \mathcal{F}, L)$ .
8:   if  $C \neq \text{FAIL}$  then
9:      $C^* \leftarrow C$ 
10:  else
11:    Break while loop.
12:  return  $C$ 
13:   $L \leftarrow \frac{1}{2} \cdot L$ 
14: Add  $L$  random sets from  $\mathcal{F}$  to  $C^*$ .
15: return  $C^*$ 
```

Correctness and approximation ratio. We first show that CVCStopEarly is well-behaved.

Lemma 5.10. *CVCStopEarly either returns FAIL or a set cover for (U, \mathcal{F}) . Further, if $L > 9 \cdot \text{OPT} \cdot \ln(n)$, then with probability at least $1 - \frac{1}{m^{28} \cdot n^{28}}$ the algorithm produces a set cover with size $O(\text{OPT} \cdot \ln(n))$, and if $L < \frac{1}{2} \cdot \text{OPT}$ then the algorithm must return FAIL.*

Proof. First, if we assume the algorithm does not return FAIL, CVCStopEarly emulates ConstructVoteCover exactly, and thus produces a set cover by the correctness established for ConstructVoteCover. Now, the algorithm stops early when it adds the $(L + 1)$ th element to its cover. Therefore, if $L \geq 9 \cdot \text{OPT} \cdot \ln(n)$, by Claim 5.6, the algorithm returns a $9 \ln(n)$ -approximate set cover with probability at least $1 - \frac{1}{m^{28} \cdot n^{28}}$. If $L < \frac{1}{2} \cdot \text{OPT}$ then if the algorithm does not return FAIL, it returns a set cover of size at most $2 \cdot L < \text{OPT}$, a contradiction. \square

This in turn shows that ConstructLimitedVoteCover returns a $O(\log(n))$ -approximate set cover with high probability.

Lemma 5.11. *With probability at least $1 - \frac{1}{m^{27} n^{27}}$, ConstructLimitedVoteCover produces a set cover for (U, \mathcal{F}) of size $O(\text{OPT} \cdot \ln(n))$.*

Proof. By Lemma 5.10, we can union bound over all calls to CVCStopEarly in which $L > 8 \ln(n) \cdot \text{OPT}$ to conclude they all succeed and produce an $O(\ln(n))$ -approximation with probability at least $1 - \frac{1}{m^{28} n^{28}} \leq 1 - \frac{1}{m^{28} n^{27}}$. Now, under the assumption that all these calls succeed, consider the first call to CVCStopEarly that fails with $L \leq 8 \ln(n) \cdot \text{OPT}$. Then the previous call to CVCStopEarly succeeded, and produced a set cover for (U', \mathcal{F}) where U' is the set of all elements with frequency at most $\frac{100 \cdot (\log(m) + \log(n)) \cdot m}{2L}$ in U . Further, note that because CVCStopEarly stops early, the size of the returned cover, C^* , is at most $L \in O(\ln(n) \cdot \text{OPT})$. ConstructLimitedVoteCover then adds L random sets to C^* . The probability for a given element in $U \setminus U'$ to remain uncovered by C^* following this addition is at most $\left(1 - \frac{100 \cdot (\log(n) + \log(m))}{2L}\right)^L \leq \frac{1}{n^{50} m^{50}}$. So, we can union bound over all elements in $U \setminus U'$ to conclude the probability any such element remains uncovered is at most $\frac{1}{n^{49} m^{50}}$. Thus by applying union bound the probability the algorithm succeeds with an $O(\text{OPT} \cdot \ln(n))$ approximation ratio is at least $1 - \frac{1}{m^{28} n^{27}} - \frac{1}{n^{49} m^{50}} \geq 1 - \frac{1}{m^{27} n^{27}}$. \square

Running time analysis. We know from lemma 5.10 that when $L < \frac{1}{2} \cdot \text{OPT}$ the call to CVCStopEarly fails and we return. Thus the running time is dominated by the calls for $L \geq \text{OPT}$. We can union bound

over all of these calls, to conclude that with probability at least $1 - \frac{1}{m^{28}n^{27}}$, Lemma 5.9 holds for all of them, thus bounding the running time for each individual call. We can therefore conclude a total bound of:

$$O \left(\sum_{k=\log(\text{OPT})}^{\log(16n \cdot \ln(n))} m + n + \text{OPT} \cdot \log(n) \cdot (f_k \cdot (\log(m) + \log(n)) + \Delta) \right),$$

where f_k is the maximum frequency in the call to `CVCStopEarly` when $L = 2^k$. By the criterion the algorithm imposes we have:

$$f_k \leq \frac{100(\log(m) + \log(n)) \cdot m}{L} \leq \frac{100(\log(m) + \log(n)) \cdot m}{\text{OPT}}.$$

Therefore with probability at least $1 - \frac{1}{m^{28}n^{27}}$ the running time is upper bounded by:

$$O \left(\sum_{k=\log(\text{OPT})}^{\log(16n \ln n)} m \log n (\log m + \log n)^2 + \text{OPT} \cdot n \log n \right) = O(m \log^2 n (\log m + \log n)^2 + \text{OPT} \cdot n \log^2 n)$$

We have shown:

Lemma 5.12. *With probability at least $1 - \frac{1}{m^{28}n^{27}}$, `ConstructLimitedVoteCover` returns an $O(\log n)$ approximate set cover in $O(m \log^2 n (\log m + \log n)^2 + \text{OPT} \cdot n \log^2 n) = \tilde{O}(m + \text{OPT} \cdot n)$ time.*

5.4 Using lazy enumeration to save cost

We now turn to another way to reduce the cost of the voting algorithm, namely avoiding the expensive enumeration during the `AddSet` step. The idea is that rather than marking elements as covered in the `CVCStopEarly` algorithm, we can instead check whether an element has already been covered during the sampling step (when drawing it from N) and remove it then. This can be achieved using `SetOf` queries, and testing whether each set the element is a member of is in C or not. We refer to this algorithm as `LazyCVCSE` and the version of `ConstructLimitedVoteCover` which uses it as `LazyCLVC`. `LazyCVCSE` is logically equivalent to `CVCStopEarly`: the only difference is when elements are identified as covered. Therefore the correctness and approximation ratio properties of Lemma 5.10 are still satisfied. Similarly, `LazyCLVC` satisfies Lemma 5.11.

Lemma 5.13. *The total running time for `LazyCVCSE` is $O(m + n \cdot f)$ where f is the maximum frequency of an element in \mathcal{S}_C .*

Proof. In contrast to the proof of Lemma 5.9, the non-linear cost is dominated by the cost of sampling voters (now requiring checking whether they are covered), vote management, and the greedy algorithm at the end. Note that the cost of `AddSet` is now constant, since we are no longer enumerating the set. The cost of checking whether a potential voter has already been covered is at most f , since we check whether any of the at most f sets it belongs to have been chosen. The cost of vote management is also at most f . So we can bound both of these costs in total by $O(n \cdot f)$. The cost of executing the greedy algorithm is $\sum_{S \in \mathcal{F} \setminus C} |S_{\bar{C}}| \leq \sum_{e \in U} |\{S \in \mathcal{F} : e \in S\}| \leq O(n \cdot f)$, which completes the proof. \square

We now prove the following bound on the running time of `LazyCLVC`:

Lemma 5.14. *The running time of `LazyCLVC` is bounded by $O\left(\frac{mn \cdot \log(n) \cdot (\log(m) + \log(n))}{\text{OPT}}\right) = \tilde{O}(mn/\text{OPT})$.*

Proof. As in the analysis of `ConstructLimitedVoteCover`, the running time is dominated by calls to `LazyCVCSE` in which $L \geq \text{OPT}$. We can therefore conclude according to lemma 5.13 that the running time is bounded by

$$O \left(\sum_{k=\log(\text{OPT})}^{\log(16n \cdot \ln(n))} m + n \cdot f_k \right),$$

where f_k is the maximum frequency when $L = 2^k$. As before,

$$f_k \leq \frac{100 \cdot (\log(m) + \log(n)) \cdot m}{L} \leq \frac{100 \cdot (\log(m) + \log(n)) \cdot m}{\text{OPT}},$$

so the running time is upper bounded by:

$$\begin{aligned} O\left(\sum_{k=\log(\text{OPT})}^{\log(16n \cdot \ln(n))} m + n \cdot f_k\right) &\leq O\left(\sum_{k=\log(\text{OPT})}^{\log(16n \cdot \ln(n))} m + \frac{mn \cdot (\log(m) + \log(n))}{\text{OPT}}\right) \\ &\leq O\left(\frac{mn \cdot \log(n) \cdot (\log(m) + \log(n))}{\text{OPT}}\right). \quad \square \end{aligned}$$

Theorem 3 now follows as an immediate consequence of Lemmas 5.12 and 5.14, by taking the minimum runtime. A simple theoretical approach to doing this is to run ConstructLimitedVoteCover and LazyCLVC in parallel, then take the result of the first to finish. This gives us an algorithm that constructs an $O(\log n)$ -approximate minimum set cover in time proportional to the minimum running time of the two algorithms. This gives us an $\tilde{O}(\min(m + n\text{OPT}, mn/\text{OPT}))$ time algorithm.

5.5 Applications to Graph Construction

An immediate application of our results on generic sublinear set cover are fast constructions for α -shortcut reachable and τ -monotonic graphs, which have also received recent attention due to their applications in nearest neighbor search [29, 47, 49]. As discussed in Section 2.1, both of these graph construction problems can be formulated as n simultaneous set-cover instances, one for each point in a dataset $P = \{p_1, \dots, p_n\}$.

As before, for the instance corresponding to node p_i , the elements that need to be covered are all other points p_j , $j \neq i$. We also have a set corresponding to each p_j , $j \neq i$. For α -shortcut reachability we will call this set $A_{i \rightarrow k}$, and for τ -monotonicity, we'll call it $T_{i \rightarrow k}$. $A_{i \rightarrow k}$ contains any point p_j such that $d(p_j, p_k) < \frac{1}{\alpha}d(p_j, p_i)$, and $T_{i \rightarrow k}$ contains any point p_j such that $d(p_j, p_k) < d(p_j, p_i) - \tau$, as well as j itself.⁷ A graph is α -shortcut reachable (resp. τ -monotonic) if and only if for each p_i , the collection $A_{i \rightarrow k}$ (resp. $T_{i \rightarrow k}$), taken over out neighbors k , forms a set cover for p_i 's instance.

To leverage Theorem 3, we need to provide efficient implementations of the MemberOf, FreqOf, and SetOf queries for the corresponding set cover problems. MemberOf queries are trivial – checking if a point is contained in $A_{i \rightarrow k}$ or $T_{i \rightarrow k}$ just requires a single distance computation. However, we need to slightly modify our approach to FreqOf and SetOf queries. As in Claim 3.1, we build a distance-based permutation matrix in $O(n^2 \log n)$ time. However, we no longer answer a FreqOf(p_i, p_j) query by returning $\pi_j^{-1}(i) - 1$. Instead, we precompute the answer to FreqOf for every query pair p_i, p_j and store them in a lookup table. To efficiently compute the answers to FreqOf queries, we make the following observation: as for the standard navigability problem, all $A_{i \rightarrow k}$ (or equivalently $T_{i \rightarrow k}$) containing p_j are given by a prefix of π_j . We can find the length of this prefix via binary search on π_k for the rightmost j satisfying $d(p_j, p_k) < \frac{1}{\alpha}d(p_j, p_i)$ (or analogously $d(p_j, p_k) < d(p_j, p_i) - \tau$ for T -monotonicity). A binary search suffices here because $\frac{1}{\alpha}d(p_i, p_j)$ is fixed for a given pair p_i, p_j , and π_j stores all k in sorted order by $d(p_j, p_k)$. The prefix length obtained from this binary search gives us the answer to the corresponding FreqOf query. Thus, we can precompute the answers to all n^2 possible FreqOf queries in $O(n^2 \log n)$ time. These FreqOf queries then trivially give us SetOf queries.

With MemberOf, FreqOf, and SetOf now available in $O(1)$ time, we can immediately apply Theorem 3 to obtain our main corollary on α -shortcut reachable and τ -monotonic graphs.

Proof of Corollary 2.1. Consider first the α -reachability problem. Let $\text{OPT}_1^\alpha, \dots, \text{OPT}_n^\alpha$ denote the optimum value for each minimum set cover instance, so that the minimum total number of edges in G is $\text{OPT}^\alpha =$

⁷If $d(p_j, p_i) < \tau$, it is not possible to find a k with $d(p_j, p_k) < d(p_j, p_i) - \tau$. The definition of τ -monotonicity requires that, in this case, i is directly connected to j . Equivalently, we can add j to $T_{i \rightarrow j}$ to ensure that selecting an edge to j covers j .

$\sum_{i=1}^n \text{OPT}_i^\alpha$. Applying Theorem 3, we obtain an $O(\log n)$ -approximation to every set cover instance in time:

$$\tilde{O} \left(\sum_{i=1}^n \min \left(n \cdot \text{OPT}_i^\alpha, \frac{n^2}{\text{OPT}_i^\alpha} \right) \right) \leq \tilde{O} \left(\sum_{i=1}^n \min \left(n \cdot \text{OPT}_i^\alpha, n^{1.5} \right) \right) = \tilde{O} \left(\min \left(n \cdot \text{OPT}^\alpha, n^{2.5} \right) \right)$$

The inequality follows from noting that one of n^2/OPT_i^α or $n \cdot \text{OPT}_i^\alpha$ is always less than $n^{1.5}$.

The proof for τ -monotonicity is identical. We note that for both problems we obtain the strong guarantee of nearly minimizing the degree of *every node simultaneously*, so we return a G with both average degree and maximum degree within $O(\log n)$ of optimal.

As a final note, we point out that the techniques that we applied in Algorithm 3 to improve on $\tilde{O}(n^{2.5})$ to $\tilde{O}(n^2)$ for the navigable graph problem do not directly apply to either α -shortcut reachability or τ -monotonicity (see Section 3 for a summary of these techniques). In particular, adding random edges or fixed cliques are not guaranteed to reduce the number of uncovered elements across all n set cover instances for these stronger version of navigability. It is interesting to ask if it is possible to further improve on Corollary 2.1, possibly with other techniques. \square

6 Hardness

In this section we establish hardness results to show that the approximation ratios achieved by our algorithm are essentially tight for any polynomial-time algorithm, not only in general metrics, but in Euclidean spaces. We further demonstrate that the problem maintains hardness of approximation even in low-dimensional Euclidean space, i.e $O(\log(n))$ dimensions. We start with some preliminary terminology, definitions and lemmas we will use in proving the results.

6.1 Preliminaries

We first define navigability on a local scale, in terms of the neighborhood of a single point.

Definition 4. Given point set P and distance metric $d : P \times P \rightarrow \mathbb{R}^+$, and given a point $p_i \in P$ and a set $P' \subseteq P$, $P' \subseteq P$ is a **navigable neighborhood** for p_i if and only if for every $p_k \in P$ where $p_i \neq p_k$, there exists some $p_j \in P'$ such that $d(p_j, p_k) < d(p_i, p_k)$.

Definition 5. Given point set P and distance metric $d : P \times P \rightarrow \mathbb{R}^+$, and given a point $p \in P$ and a set $P' \subseteq P$, we say that $P' \subseteq P$ is a **minimum navigable neighborhood** for p if and only if for every navigable neighborhood $P'' \subseteq P$ we have $|P'| \leq |P''|$. We say that $P' \subseteq P$ is a **c -approximate minimum navigable neighborhood** for p if and only if for every navigable neighborhood $P'' \subseteq P$ we have $|P'| \leq c \cdot |P''|$.

As mentioned before, navigability can be viewed as a local property, and this can also be illustrated through the above definitions - a graph is navigable if and only if every neighborhood is a navigable neighborhood. Further, a graph is a minimum navigable graph if and only if the neighborhood of every point is the minimum navigable neighborhood. Note however, that if we have a c -approximate minimum navigable graph, it does not mean that any particular neighborhood is c -approximate minimum. This provides perspective as to why obtaining any hardness of approximation results for the average degree of a navigable graph is much more involved than arguing that the construction of a minimum navigable graph is NP -hard.

6.1.1 Defining covering point sets

Now we turn to define a prototypical transformation from a set cover instance to a point set. Then we turn to prove some properties of this prototypical transformation. To achieve our hardness we will instantiate this transformation in different settings. We start with the concept of covering point sets - these are point sets we construct from set cover instances, which main feature is that navigable neighborhoods for some of the points can be translated into set covers for the original instance. We later prove some properties of these point sets. Our hardness results come from constructing covering point sets in the different settings.

Definition 6. Given a set cover instance $(U = [n], \mathcal{F} = \{S_1, \dots, S_m\})$, a point set P is called a representative point set for (U, \mathcal{F}) if $P_{(U, \mathcal{F})} = \{p_i : i \in [n]\} \cup \{p_{S_j} : S_j \in \mathcal{F}\} \subseteq P$, meaning P contains a point for every element, which we term element points, and every set, which we term set points. Further, P contains a distinguished point, $c \in P \setminus P_{(U, \mathcal{F})}$ which we term the centroid. Points in $(P \setminus P_{(U, \mathcal{F})}) \setminus \{c\}$, i.e the remaining points, are called solution points. We denote the set of solution points by P_{SC} .

Definition 7. Given a set cover instance $(U = [n], \mathcal{F} = \{S_1, \dots, S_m\})$, a point set P is called a covering point set for (U, \mathcal{F}) with respect to distance metric d on P , if it is a representative point set, and the following properties hold:

1. c is the unique nearest neighbor for any solution point, i.e: $\forall p \in P_{SC}, p' \in P \setminus \{p, c\} : d(p, c) < d(p, p')$.
2. A set point is closer to another set point than to a solution point: $\forall j, j' \in [m], p \in P_{SC} : d(p_{S_j}, p_{S_{j'}}) < d(p_{S_j}, p)$.
3. $\forall p \in P_{SC}, p' \in P, i \in [n] : d(p', p_i) < d(p, p_i)$ if and only if $p' = p_i$ or $p' = p_{S_j}$ where $e \in S_j$. In other words: Moving from a solution point to another point gets us closer to an element point p_i if and only if the other point is equal to p_i or is the point corresponding to a set that contains i .
4. A solution point is closer to another solution point than it is to any element or set point: $\forall p, p' \in P_{SC}, p'' \in (P \setminus P_{SC}) \setminus \{c\} : d(p, p') < d(p, p'')$.

6.1.2 Properties of covering point sets

Observation 6.1. *In a covering point set, an element point or a set point has a minimum navigable neighborhood which size is at most $m + n + 1$.*

Proof. Let p be an element or a set point, and observe $N = (P \setminus P_{SC}) \setminus \{p\}$ as a candidate neighborhood for p . All set and element points are in N and so is c . Further, according to property (4) of covering set points, c is closer than p to all cover points, thus N is a navigable neighborhood which size is at most $n + m + 1$. \square

Observation 6.2. *Given a covering point set for a set covering instance (U, \mathcal{F}) , a solution point $p \in P_{SC}$, and $N \subseteq P$, a navigable neighborhood for p , we can efficiently (in time polynomial in n, m) compute a set cover for (U, \mathcal{F}) which size is at most $|N| - 1$.*

Proof. Observe the set $(N \setminus P_{SC}) \setminus \{c\}$. According to property (4) of covering point sets, and since it is a navigable neighborhood for p , this set has size at most $|N| - 1$ (because no point in this set is closer to another solution point than p is). Further, according to property (3) of covering point sets, and since N is a navigable neighborhood for p , for every $i \in [n]$, either $p_i \in N$ or $p_{S_j} \in N$ where $e \in S_j$, thus if we swap every element point in N with a set point of an arbitrary set that contains the element, we get a collection of at most $|N| - 1$ set points, which corresponding sets cover all elements in $U = [n]$. \square

Lemma 6.3. *In a covering point set, the size of a minimum navigable neighborhood for a solution point is exactly $\text{OPT} + 1$ where OPT is the size of the minimum set cover for (U, \mathcal{F}) .*

Proof. Let $p \in P_{SC}$, if $\mathcal{F}' \subseteq \mathcal{F}$ is a set cover, then $N = \{p_{S_j} : S_j \in \mathcal{F}'\} \cup \{c\}$ i.e all points representing sets in \mathcal{F}' and the centroid, are a navigable neighborhood for p . To see why this is true - note that c is in N , and any set in \mathcal{F}' (which is also in N) gets us closer to all other sets according to property (2) of covering point sets. Further, for every $i \in [n]$ there exists $S_j \in \mathcal{F}' \subseteq N$ such that $i \in S_j$ and thus according to property (3) of covering point sets $d(p_{S_j}, p_i) < d(p, p_i)$ - i.e we can get closer to all element points. This implies that the size of the minimum navigable neighborhood is at most $\text{OPT} + 1$. In the other direction - note that if N is a navigable neighborhood for p , then according to observation 6.2, there exists a set cover of size $|N| - 1$, and thus $|N| \geq \text{OPT} + 1$. \square

As this lemma shows, the main strength of covering point sets, is that the problem of finding a navigable neighborhood for a solution point corresponds to computing a set cover for the original instance. A crucial part, is that the size of minimum navigable neighborhoods for set and element points does not scale with the number of solution points (due to the centroid), so by including moderately many solution points in the construction we can claim that in a navigable graph with approximate-minimum average degree, some solution point has a navigable neighborhood that reasonably approximates the minimum. This will be central to the way we use these constructions.

Corollary 6.4. *The total number of edges in a minimum navigable graph for a covering point set is at most $(n+m)(n+m+1) + m+n + |P_{SC}| + (\text{OPT} + 1) \cdot |P_{SC}|$.*

Lemma 6.5. *Let (U, \mathcal{F}) be a set cover instance, and let P be a covering point set. Then, if $|P_{SC}| > (m+n)^3$, and G is a navigable graph for P which average degree is r -approximate minimum, then we can use G to efficiently (in time polynomial and m, n), compute a $(r + o(1) + \Theta(\frac{r}{\text{OPT}}))$ -approximate minimum set cover for (U, \mathcal{F}) .*

Proof. First we show there must exist some solution point in P which degree in G is at most $(r + o(1) + \frac{1}{\text{OPT}}) \cdot (\text{OPT} + 1)$. Indeed let $\lambda > 0$ such that all solution points have degree at least $\lambda \cdot (\text{OPT} + 1)$. This implies that the sum of degrees in G is at least $\lambda(m+n)^3 \cdot (\text{OPT} + 1)$. On the other hand, we know from a previous corollary, and since G 's average degree is r -approximate minimum that the sum of degrees in G is at most:

$$r \cdot \left((n+m)(n+m+1) + m+n + (m+n)^3 + (\text{OPT} + 1) \cdot (m+n)^3 \right)$$

So:

$$\lambda(m+n)^3 \cdot (\text{OPT} + 1) \leq r \cdot \left((n+m)(n+m+1) + m+n + (m+n)^3 + (\text{OPT} + 1) \cdot (m+n)^3 \right)$$

Thus:

$$\begin{aligned} \lambda &\leq \frac{r \cdot \left((n+m)(n+m+1) + m+n + (m+n)^3 + (\text{OPT} + 1) \cdot (m+n)^3 \right)}{(m+n)^3 \cdot (\text{OPT} + 1)} \\ &\leq r + \frac{\Theta\left((m+n)^2\right)}{(m+n)^3 \cdot (\text{OPT} + 1)} + \frac{1}{\text{OPT} + 1} \leq r + o(1) + \frac{1}{\text{OPT}} \end{aligned}$$

So, there exists a solution point with neighborhood in G which size is at most:

$$\left(r + o(1) + \frac{1}{\text{OPT}} \right) \cdot (\text{OPT} + 1) = \text{OPT} \cdot \left(r + o(1) + \Theta\left(\frac{r}{\text{OPT}}\right) \right) \quad (1)$$

Now, recall observation 6.2, which implies that for each solution point, we can efficiently compute a set cover which size is at most the size of its neighborhood. Thus, we can use the solution point that has minimal degree, which as we've established is at most $\text{OPT} \cdot (r + o(1) + \Theta(\frac{r}{\text{OPT}}))$, to compute a set cover of this size, i.e a $(r + o(1) + \Theta(\frac{r}{\text{OPT}}))$ -approximate minimum set cover. \square

6.2 Hardness in general distance metrics

The first step towards establishing hardness of approximation, is given a set cover instance (U, \mathcal{F}) , to show how to actually construct a covering point set for this instance. This is quite straightforward if we are allowed to use a general metric. Specifically, we define a mapping $\varphi(U, \mathcal{F}) = (P, d)$ that maps the set cover instance to a representative point set P and distance metric d which are specified as follows: P has $(n+m)^2$ solution points, d is a symmetric function, such that $d(p, p') = 0 \iff p = p'$. We specify d in table form, see fig. 4.

	Element points	Set points	Solution points	c
Element points	2	$d(p_i, p_{S_j}) = \begin{cases} 1 & i \in S_j \\ 2 & \text{else} \end{cases}$	2	2
Set points	"	1	2	2
Solution points	"	"	1.5	1
c	"	"	"	" 0

Figure 4: Specification of distance metric d on different types of points in P .

Note that d satisfies triangle inequality since the values it assigns to distances between distinct points are in $\{1, 1.5, 2\}$. It is straightforward to verify that (P, d) is a covering point set: For property (1) - Observe that the distance of c from a solution point is smaller than all other distances in the solution points column. For property (2) observe that the distance between set points is 1, while the distance between a set point and a solution point is 2. For property (3), observe that the only point that has a distance smaller than 1.5 from an element, is the element itself, and any set that contains it. For property (4) observe that the distance between solution points is 1.5, while their distance from set and element points is 2.

Theorem 7. *For any $\varepsilon > 0$, unless $P = NP$, there does not exist a polynomial time algorithm, that on input set of n points, P , and a distance metric on P , $d : P \times P \rightarrow \mathbb{R}^+$, constructs a navigable graph which average degree is $(\frac{1}{3} \cdot \ln(n) - \varepsilon) \cdot \text{OPT}$, where OPT is the minimum average degree of any navigable graph on (P, d) .*

Proof. Let $\varepsilon > 0$, and assume the existence of such an algorithm. Set $0 < \varepsilon' = \frac{\varepsilon}{2} < \varepsilon$, and observe section 6.2 of [17]: The instances their reduction constructs, that are NP -hard to $\log(n) - \varepsilon'$ approximate, have $N = n_1^{D+1}$ elements and $M = n_1^2$ sets where $D > 1$ is inversely proportional to ε' . So, $M \leq N$. Further, the size of the optimal solution for such an instance satisfies $\text{OPT} \in \Omega(n_1) = \Omega\left(N^{\frac{1}{D+1}}\right)$. We show that the existence of the hypothesized algorithm implies an efficient algorithm to construct a $\ln(n) - \varepsilon'$ -approximate minimum set cover for such instances, implying $P = NP$. Consider such an instance (U, \mathcal{F}) with N elements, M sets and an optimal solution of size OPT which all behave as we've stated above and construct a covering point set P and distance metric d as described in the preceding discussion - note that this point set has $N' = M + N + 1 + (M + N)^2$ points. We can run the hypothesized algorithm on (P, d) and retrieve a navigable graph which average degree is r -approximate minimum where $r = \frac{1}{3} \cdot \ln(N') - \varepsilon$. According to lemma 6.5, we can then use this graph to efficiently compute a set cover for (U, \mathcal{F}) which size is at most

$$\begin{aligned}
& \text{OPT} \left(r + o(1) + \Theta\left(\frac{r}{\text{OPT}}\right) \right) = \text{OPT}(r + o(1)) \\
& = \text{OPT} \left(\frac{1}{3} \cdot \ln(N') - \varepsilon + o(1) \right) \leq \text{OPT} \left(\frac{1}{3} \cdot \ln(N') - \varepsilon' \right) \\
& \quad \text{OPT} \left(\frac{1}{3} \cdot \ln(M + N + 1 + (M + N)^2) - \varepsilon' \right) \\
& \leq \text{OPT} \left(\frac{1}{3} \cdot \ln(N^3) - \varepsilon' \right) = \text{OPT}(\ln(N) - \varepsilon')
\end{aligned}$$

So, we have a $\ln(N) - \varepsilon'$ approximation in polynomial time for NP -hard-to-approximate instances, which implies $P = NP$. \square

6.3 Hardness in Euclidean metric

To show hardness of approximation for Euclidean metrics, we demonstrate how a covering point set can be constructed in Euclidean space. From there, the proof for hardness of approximation is identical to theorem 7

and can be derived as a corollary. Given a set cover instance (U, \mathcal{F}) we define a mapping $\varphi'(U, \mathcal{F})$ which maps the set cover instance to a representative point set $P \subseteq \mathbb{E}^{(m+n+2+(m+n)^3)}$ with $(m+n)^3$ solution points, which we denote by $P_{SC} = \{\ell_1, \dots, \ell_{(m+n)^3}\}$, as follows:

- $\forall S_j \in \mathcal{F} : p_{S_j} = \mathbf{e}_j + \mathbf{e}_{n+m+1}$.
- $\forall i \in [n] : p_i = n \cdot \mathbf{e}_{m+i} + \sum_{j:i \in S_j} \mathbf{e}_j$
- $\forall k \in [(m+n)^3] : \ell_k = \frac{1}{2} \cdot \mathbf{e}_{n+m+2} + \sqrt{\frac{3}{4}} \cdot \mathbf{e}_{n+m+2+k}$
- $c = \mathbf{e}_{n+m+2}$.

where \mathbf{e}_i denotes the i 'th standard basis vector. Observe that the distance of c or a solution point, from an element point e_i is equal to $\sqrt{n^2 + f_i + 1}$ where f_i is the frequency of i , i.e. $|\{S_j : i \in S_j\}|$. Further, the distance of p_{S_j} from p_i is either $\sqrt{n^2 + f_i}$ or $\sqrt{n^2 + f_i + 2}$ depending on whether $i \in S_j$ or $i \notin S_j$, fig. 5 shows a summary of the distances between the different types of points in the representative point set we've constructed in table form.

	Element points	Set points	Solution points	c
Element points	$\geq \sqrt{2n^2}$	$d(p_i, p_{S_j}) = \begin{cases} \sqrt{n^2 + f_i} & i \in S_j \\ \sqrt{n^2 + f_i + 2} & \text{else} \end{cases}$	$\sqrt{n^2 + f_i + 1}$	$\sqrt{n^2 + f_i + 1}$
Set points	"	$\sqrt{2}$	$\sqrt{3}$	$\sqrt{3}$
Solution points	"	"	$\sqrt{1.5}$	1
c	"	"	"	0

Figure 5: Euclidean distance between different types of points in $\varphi'(U, \mathcal{F})$.

Again, it is straightforward to verify that the resulting point set is indeed a covering point set, for example observe that if ℓ_j is a solution point, and p_i is an element point, then $d(\ell_j, p_i) = \sqrt{n^2 + f_i + 1}$. Observing the table row corresponding to distances from element points we can see that the only point closer to p_i than ℓ_j is, is a point corresponding to a set containing i , or p_i itself, so property (3) of covering point sets is satisfied. Overall we can derive the following theorem as a corollary:

Theorem 8. *For any $\varepsilon > 0$, unless $P = NP$, there does not exist an algorithm, that on input set of n points, P , in d -dimensional Euclidean space, constructs in time polynomial in n, d , a navigable graph which average degree is $(\frac{1}{3} \cdot \ln(n) - \varepsilon) \cdot \text{OPT}$, where OPT is the minimum average degree of any navigable graph on P with respect to the Euclidean metric.*

6.4 Hardness in low-dimensional Euclidean metric

Our next goal is to establish hardness of approximation results for constructing navigable graphs in low-dimensional Euclidean space, specifically when $d = \Theta(\log(n))$. The main idea is to construct a point set similar to the one we saw in the previous section project it down to $\Theta(\log(n))$ dimensions using a JL [15] transform, while maintaining it being a covering point set. In order to achieve all of this, we need a covering point set which properties are maintained under some constant distortion factor ε . Note that the point set presented in section 6.3 does not satisfy this requirement - for example if we want to maintain property (3) we have to make sure whatever distortion factor ε we use will maintain: $(1 - \varepsilon) \cdot (n^2 + f_i + 1) > (1 + \varepsilon) \cdot (n^2 + f_i)$ but this certainly requires ε to be sub-constant. Our way of solving this issue is looking at set cover instances with bounded-frequency, and using known hardness of approximation results for those instances. Specifically, for set cover instances in which frequency is bounded by a constant, we can define covering point sets which

maintain their properties under JL transform with constant distortion factor ε . We now define such a point set, and prove that it maintains its properties under JL transform with constant distortion factor. Given a set cover instance (U, \mathcal{F}) we define a parameterized mapping $\varphi(U, \mathcal{F}, f)$ which maps the set cover instance to a representative point set $P \subseteq \mathbb{E}^{(m+n+2+(m+n)^3)}$ with $(m+n)^3$ solution points, which we denote by $P_{SC} = \{\ell_1, \dots, \ell_{(m+n)^3}\}$, as follows:

- $\forall S_j \in \mathcal{F} : p_{S_j} = \mathbf{e}_j + \mathbf{e}_{n+m+1}$.
- $\forall i \in [n] : p_i = f \cdot \mathbf{e}_{m+i} + \sum_{j:i \in S_j} \mathbf{e}_j$
- $\forall k \in [(m+n)^3] : \ell_k = \frac{1}{2} \cdot \mathbf{e}_{n+m+2} + \sqrt{0.65} \cdot \mathbf{e}_{n+m+2+k}$
- $c = \mathbf{e}_{n+m+2}$.

fig. 6 shows a summary of the distances between the different types of points in the representative point set we've constructed in table form.

	Element points	Set points	Solution points	c
Element points	$\geq \sqrt{2f^2}$	$d(p_i, p_{S_j}) = \begin{cases} \sqrt{f^2 + f_i} & i \in S_j \\ \sqrt{f^2 + f_i + 2} & \text{otherwise} \end{cases}$	$\sqrt{f^2 + f_i + 0.9}$	$\sqrt{f^2 + f_i + 1}$
Set points	"	$\sqrt{2}$	$\sqrt{2.9}$	$\sqrt{3}$
Solution points	"	"	$\sqrt{1.3}$	$\sqrt{0.9}$
c	"	"	"	0

Figure 6: Distances between different types of points in $\varphi(U, \mathcal{F}, f)$.

Lemma 6.6. *If (U, \mathcal{F}) is a set cover instance in which the frequency of every element is exactly $k \geq 2$, and let d be a distance metric on $P = \varphi(U, \mathcal{F}, k)$ that satisfies:*

$$\forall p \neq p' \in P : d(p, p') \in [(1 - \delta) \cdot \|p - p'\|, (1 + \delta) \cdot \|p - p'\|]$$

where $\|\cdot\|$ denotes the euclidean norm, then: If $\delta \leq \frac{1}{40k^2}$, P is a covering point set for (U, \mathcal{F}) w.r.t d .

Proof. First note, that if the frequency of every element in the set cover instance is k , the only changes in distances in $\varphi(U, \mathcal{F}, k)$ are in the category of element points. Specifically, the distance between c and an element point is now $\sqrt{k^2 + k + 1}$, the distance between a solution point and an element point is $\sqrt{k^2 + k + 0.9}$. The distance between an element point and a set point is $\sqrt{k^2 + k}$ or $\sqrt{k^2 + k + 2}$, depending on whether the element is a member of the set. Now, to verify $\varphi(U, \mathcal{F}, f)$ is a covering point set w.r.t d : Note that:

$$0.9 \cdot (1 + \delta) \leq 0.9 + \frac{0.9}{40} < \sqrt{1.3} - \frac{\sqrt{1.3}}{40} \leq \sqrt{1.3} \cdot (1 - \delta)$$

This implies that c is still strictly closer to a solution point than a different a solution point is. The Euclidean distance between solution points to other classes of points is only greater, which implies c is still the unique nearest neighbor of all solution points, so property (1) is maintained. Now, observe:

$$\frac{(\sqrt{k^2 + k + 0.9} + \sqrt{k^2 + k + 1})^2}{0.1} \leq \frac{4k^2}{0.1} = 40k^2.$$

Thus:

$$\frac{\sqrt{k^2 + k + 0.9} + \sqrt{k^2 + k + 1}}{\sqrt{k^2 + k + 1} - \sqrt{k^2 + k + 0.9}} = \frac{(\sqrt{k^2 + k + 0.9} + \sqrt{k^2 + k + 1})^2}{(\sqrt{k^2 + k + 1} - \sqrt{k^2 + k + 0.9})(\sqrt{k^2 + k + 0.9} + \sqrt{k^2 + k + 1})}$$

$$\frac{(\sqrt{k^2 + k + 0.9} + \sqrt{k^2 + k + 1})^2}{0.1} \leq 40k^2.$$

So:

$$\frac{\sqrt{k^2 + k + 0.9} + \sqrt{k^2 + k + 1}}{40k^2} \leq \sqrt{k^2 + k + 1} - \sqrt{k^2 + k + 0.9},$$

which implies

$$\begin{aligned} \sqrt{k^2 + k + 0.9} \cdot \left(1 + \frac{1}{40k^2}\right) &\leq \sqrt{k^2 + k + 1} \cdot \left(1 - \frac{1}{40k^2}\right) \\ \rightarrow \sqrt{k^2 + k + 0.9} \cdot (1 + \delta) &\leq \sqrt{k^2 + k + 1} \cdot \left(1 - \frac{1}{\delta}\right). \quad \square \end{aligned}$$

This implies that given an element point p_i and a solution point ℓ_r , c is still further from p_i than ℓ_r is. Further, any other point $p \in \varphi(U, \mathcal{F}, k)$ that does not correspond to a set containing i is further from p_i than c is in the Euclidean metric, so they also remain further from p_i than ℓ_r is under d . For a point corresponding to a set containing i , i.e of the form p_{S_j} where $i \in S_j$, it can similarly be verified that:

$$\sqrt{k^2 + k} \cdot (1 + \delta) \leq \sqrt{k^2 + k + 0.9} \cdot \left(1 - \frac{1}{\delta}\right).$$

This means moving from a solution point to p_{S_j} where $i \in S_j$ gets us closer to p_i under d . Overall property (3) is maintained. The other properties can be similarly verified.

Theorem 9. *For every $k \geq 2, \varepsilon > 0$, there exists $C(k)$ ($C(k)$ is only a function of k) such that unless $P = NP$, there does not exist a polynomial time algorithm which receives as input a set P , of N points in $E^{C(k) \cdot \log(N)}$, i.e $((C(k) \cdot \log(N))$ -dimensional Euclidean space, and returns a navigable graph on P which average degree is $(k - 1.5 - \varepsilon)$ -approximate.*

Proof. We assume such an algorithm exists, and then use it to construct a polynomial time algorithm that produces a $(k - 1 - \varepsilon)$ -approximate solution for the E_k -vertex-cover problem, which according to [16] would imply $P = NP$. Let $k \geq 2, \varepsilon > 0$, and set $\varepsilon' = 1.5\varepsilon > \varepsilon$. Let $G = (V, E)$ be an $E_{k'}$ -vertex-cover instance that is hard to $(k' - 1 - \varepsilon')$ -approximate for $k' = 2k$ as constructed in the reductions proving hardness of approximation for hypergraph vertex cover by [16]. Let n denote the number of vertices in G , and m denote the number of edges. Now, consider the set cover instance induced by G : $(U_G = E, \mathcal{F}_G = V)$ in which for every $e \in E$ and $v \in V$ we say that $e \in v$ if and only if v is adjacent to e , it has m elements and n sets. Further, the frequency of every element is exactly k' . Note that $V' \subseteq V$ is a vertex cover for G if and only if it is a set cover for (U_G, \mathcal{F}_G) . The next step is to construct Now, we construct $P = \varphi(U_G, \mathcal{F}_G, k')$ and apply a deterministic polynomial-time JL transform [14] to the result with distortion parameter $\delta = \frac{1}{40k^2}$, and obtain a projected point set $P' \in \mathbb{E}^{\Theta(\log(N)) \cdot 40k^4}$ where N is the number of points in P' . Note that $N = m + n + (m + n)^3 + 1$, so it is polynomial in (m, n) . According to lemma 6.6, since the frequency of every element in U_G is exactly k' , P' is a covering point set for (U_G, \mathcal{F}_G) with respect to the Euclidean distance metric. We can now apply the hypothesized algorithm to P' to obtain a navigable graph (in time polynomial in N , and thus in m, n) $H_{P'}$ which degree is r -approximate minimum where $r = k - 1.5 - \varepsilon$. Note that according to lemma 6.5 we can then use $H_{P'}$ to construct a set cover for (U_G, \mathcal{F}_G) which average degree is $(r + o(1) + \Theta(\frac{r}{\text{OPT}}))$ -approximate minimum. Observing the proof of observation 6.2 and specifically eq. (1), we can actually conclude that $H_{P'}$ can be used to efficiently compute a $(2r + 2 + o(1))$ -approximate minimum set cover, because:

$$\left(r + o(1) + \frac{1}{\text{OPT}}\right) \cdot (\text{OPT} + 1) = \left(r + o(1) + \frac{1}{\text{OPT}} + \frac{r}{\text{OPT}} + \frac{1}{\text{OPT}^2}\right) \cdot \text{OPT} \leq (2r + o(1) + 2) \cdot \text{OPT}$$

Overall we have a $(2r + o(1) + 2)$ -approximate minimum set cover for (U_G, \mathcal{F}_G) . Note that:

$$2r + o(1) + 2 = 2k - 3 - 2\varepsilon + o(1) + 2 = k' - 1 - 2\varepsilon + o(1) \leq k' - 1 - \varepsilon'$$

Thus we have a $(k' - 1 - \varepsilon')$ -approximate minimum solution in polynomial time for the hard $E_{k'}$ -vertex cover instance we started with, which according to [16] implies $P = NP$. \square

Acknowledgements

CM was supported by NSF Award *IIS*–2106888. LD and RW were supported by NSF awards CCF-2403235 and CNS-231719.

References

- [1] Yousef Al-Jazzazi, Haya Diwan, Jinrui Gou, Cameron Musco, Christopher Musco, and Torsten Suel. Distance adaptive beam search for provably accurate graph-based nearest neighbor search. *arXiv:2505.15636*, 2025.
- [2] Alexandr Andoni and Piotr Indyk. Near-optimal hashing algorithms for approximate nearest neighbor in high dimensions. *Communications of the ACM*, 51(1):117–122, 2008.
- [3] Alexandr Andoni, Piotr Indyk, Thijs Laarhoven, Ilya Razenshteyn, and Ludwig Schmidt. Practical and optimal LSH for angular distance. In *Advances in Neural Information Processing Systems 28 (NeurIPS)*, 2015.
- [4] Alexandr Andoni, Piotr Indyk, Huy L. Nguyen, and Ilya Razenshteyn. Beyond locality-sensitive hashing. In *Proceedings of the 25th Annual ACM-SIAM Symposium on Discrete Algorithms (SODA)*, 2014.
- [5] Sunil Arya and David M. Mount. Approximate nearest neighbor queries in fixed dimensions. In *Proceedings of the 4th Annual ACM-SIAM Symposium on Discrete Algorithms (SODA)*, 1993.
- [6] Martin Aumüller, Erik Bernhardsson, and Alexander Faithfull. ANN-Benchmarks: A benchmarking tool for approximate nearest neighbor algorithms. *Information Systems*, 87, 2020.
- [7] Alina Beygelzimer, Sham Kakade, and John Langford. Cover trees for nearest neighbor. In *Proceedings of the 23rd International Conference on Machine Learning (ICML)*, 2006.
- [8] Marián Boguñá, Dmitri Krioukov, and K. C. Claffy. Navigability of complex networks. *Nature Physics*, 5(1):74–80, 2009.
- [9] Sebastian Bruch. *Foundations of Vector Retrieval*. Springer, 2024.
- [10] Augustin Chaintreau, Pierre Fraigniaud, and Emmanuelle Lebhar. Networks become navigable as nodes move and forget. In *Proceedings of the 35th International Colloquium on Automata, Languages and Programming (ICALP)*, 2008.
- [11] Moses Charikar. Similarity estimation techniques from rounding algorithms. In *Proceedings of the 34th Annual ACM Symposium on Theory of Computing (STOC)*, pages 380–388, 2002.
- [12] Aaron Clauset and Cristopher Moore. How do networks become navigable? *arXiv:0309415*, 2003.
- [13] Thomas H Cormen, Charles E Leiserson, Ronald L Rivest, and Clifford Stein. *Introduction to algorithms*. MIT press, 2022.
- [14] Daniel Dadush, Cristóbal Guzmán, and Neil Olver. Fast, deterministic and sparse dimensionality reduction. In *Proceedings of the 29th Annual ACM-SIAM Symposium on Discrete Algorithms (SODA)*, 2018.
- [15] Sanjoy Dasgupta and Anupam Gupta. An elementary proof of a theorem of johnson and lindenstrauss. *Random Structures & Algorithms*, 22(1):60–65, 2003.
- [16] Irit Dinur, Venkatesan Guruswami, Subhash Khot, and Oded Regev. A new multilayered pcp and the hardness of hypergraph vertex cover. *SIAM Journal on Computing*, 34(5):1129–1146, 2005.

- [17] Irit Dinur and David Steurer. Analytical approach to parallel repetition. In *Proceedings of the 46th Annual ACM Symposium on Theory of Computing (STOC)*, pages 624–633, 2014.
- [18] Haya Diwan, Jinrui Gou, Cameron Musco, Christopher Musco, and Torsten Suel. Navigable graphs for high-dimensional nearest neighbor search: Constructions and limits. In *Advances in Neural Information Processing Systems 37 (NeurIPS)*, 2024.
- [19] Peter Sheridan Dodds, Roby Muhamad, and Duncan J. Watts. An experimental study of search in global social networks. *Science*, 301(5634):827–829, 2003.
- [20] Cong Fu and Deng Cai. EFANNA: An extremely fast approximate nearest neighbor search algorithm based on kNN graph. *arXiv:1609.07228*, 2016.
- [21] Cong Fu, Chao Xiang, Changxu Wang, and Deng Cai. Fast approximate nearest neighbor search with the navigating spreading-out graph. *Proceedings of the VLDB Endowment*, 12(5):461–474, 2019.
- [22] Michael D. Grigoriadis and Leonid G. Khachiyan. A sublinear-time randomized approximation algorithm for matrix games. *Operations Research Letters*, 18(2):53–58, 1995.
- [23] András Gulyás, József J. Bíró, Attila Kőrösi, Gábor Rétvári, and Dmitri Krioukov. Navigable networks as nash equilibria of navigation games. *Nature Communications*, 6(1):7651, 2015.
- [24] Sarel Har-Peled, Piotr Indyk, Sepideh Mahabadi, and Ali Vakilian. Towards tight bounds for the streaming set cover problem. In *Proceedings of the 35th Symposium on Principles of Database Systems (PODS)*, pages 371–383, 2016.
- [25] Ben Harwood and Tom Drummond. FANNG: fast approximate nearest neighbour graphs. In *2016 IEEE Conference on Computer Vision and Pattern Recognition (CVPR)*, pages 5713–5722, 2016.
- [26] Yanqing Hu, Yougui Wang, Daqing Li, Shlomo Havlin, and Zengru Di. Possible origin of efficient navigation in small worlds. *Phys. Rev. Lett.*, 106, Mar 2011.
- [27] Piotr Indyk, Sepideh Mahabadi, Ronitt Rubinfeld, Ali Vakilian, and Anak Yodpinyanee. Set cover in sub-linear time. In *Proceedings of the 29th Annual ACM-SIAM Symposium on Discrete Algorithms (SODA)*, pages 2467–2486, 2018.
- [28] Piotr Indyk and Rajeev Motwani. Approximate nearest neighbors: towards removing the curse of dimensionality. In *Proceedings of the 30th Annual ACM Symposium on Theory of Computing (STOC)*, 1998.
- [29] Piotr Indyk and Haike Xu. Worst-case performance of popular approximate nearest neighbor search implementations: Guarantees and limitations. In *Advances in Neural Information Processing Systems 36 (NeurIPS)*, 2023.
- [30] Jerzy W. Jaromczyk and Godfried T. Toussaint. Relative neighborhood graphs and their relatives. *Proceedings of the IEEE*, 80(9):1502–1517, 1992.
- [31] Herve Jégou, Matthijs Douze, and Cordelia Schmid. Product quantization for nearest neighbor search. *IEEE Transactions on Pattern Analysis and Machine Intelligence*, 33(1):117–128, 2011.
- [32] C. S. Karthik and Pasin Manurangsi. On closest pair in euclidean metric: Monochromatic is as hard as bichromatic. *Combinatorica*, 40(4):539–573, 2020.
- [33] Nikita Kitaev, Lukasz Kaiser, and Anselm Levskaya. Reformer: The efficient transformer. In *Proceedings of the 8th International Conference on Learning Representations (ICLR)*, 2020.
- [34] Jon M. Kleinberg. Two algorithms for nearest-neighbor search in high dimensions. In *Proceedings of the 29th Annual ACM Symposium on Theory of Computing (STOC)*, 1997.

- [35] Jon M. Kleinberg. Navigation in a small world. *Nature*, 406(6798):845–845, 2000.
- [36] Jon M. Kleinberg. The small-world phenomenon: an algorithmic perspective. In *Proceedings of the 32nd Annual ACM Symposium on Theory of Computing (STOC)*, 2000.
- [37] Christos Koufogiannakis and Neal E. Young. A nearly linear-time PTAS for explicit fractional packing and covering linear programs. *Algorithmica*, 70(4):648–674, 2014.
- [38] Ravishankar Krishnaswamy, Magdalen Dobson Manohar, and Harsha Vardhan Simhadri. The diskann library: Graph-based indices for fast, fresh and filtered vector search. *IEEE Data Engineering Bulletin*, 48(3):20–42, 2024.
- [39] Eyal Kushilevitz, Rafail Ostrovsky, and Yuval Rabani. Efficient search for approximate nearest neighbor in high dimensional spaces. In *Proceedings of the 30th Annual ACM Symposium on Theory of Computing (STOC)*, 1998.
- [40] Patrick Lewis, Ethan Perez, Aleksandra Piktus, Fabio Petroni, Vladimir Karpukhin, Naman Goyal, Heinrich Küttler, Mike Lewis, Wen-tau Yih, Tim Rocktäschel, Sebastian Riedel, and Douwe Kiela. Retrieval-augmented generation for knowledge-intensive NLP tasks. In *Advances in Neural Information Processing Systems 33 (NeurIPS)*, volume 33, pages 9459–9474, 2020.
- [41] Chen Luo, Vihan Lakshman, Anshumali Shrivastava, Tianyu Cao, Sreyashi Nag, Rahul Goutam, Hanqing Lu, Yiwei Song, and Bing Yin. ROSE: Robust caches for amazon product search. <https://www.amazon.science/publications/rose-robust-caches-for-amazon-product-search>, 2022.
- [42] Yury Malkov, Alexander Ponomarenko, Andrey Logvinov, and Vladimir Krylov. Approximate nearest neighbor algorithm based on navigable small world graphs. *Information Systems*, 45:61–68, 2014.
- [43] Yury. Malkov and D. A. Yashunin. Efficient and robust approximate nearest neighbor search using hierarchical navigable small world graphs. *IEEE Transactions on Pattern Analysis and Machine Intelligence*, 42(4):824–836, 2020.
- [44] Magdalen Dobson Manohar, Zheqi Shen, Guy Blelloch, Laxman Dhulipala, Yan Gu, Harsha Vardhan Simhadri, and Yihan Sun. ParlayANN: Scalable and deterministic parallel graph-based approximate nearest neighbor search algorithms. In *Proceedings of the 29th ACM SIGPLAN Annual Symposium on Principles and Practice of Parallel Programming (PPoPP)*, pages 270–285, 2024.
- [45] Stanley Milgram. The small world problem. *Psychology Today*, 2(1):60–67, 1967.
- [46] Huy Ngoc Nguyen and Krzysztof Onak. Constant-time approximation algorithms via local improvements. *Proceedings of the 49th Annual IEEE Symposium on Foundations of Computer Science (FOCS)*, 2008.
- [47] Yun Peng, Byron Choi, Tsz Nam Chan, Jianye Yang, and Jianliang Xu. Efficient approximate nearest neighbor search in multi-dimensional databases. *Proceeding of the ACM on Management of Data*, 1(1), 2023.
- [48] Harsha Vardhan Simhadri, Martin Aumüller, Amir Ingber, Matthijs Douze, George Williams, Magdalen Dobson Manohar, Dmitry Baranchuk, Edo Liberty, Frank Liu, Ben Landrum, Mazin Karjekar, Laxman Dhulipala, Meng Chen, Yue Chen, Rui Ma, Kai Zhang, Yuzheng Cai, Jiayang Shi, Yizhuo Chen, Weiguo Zheng, Zihao Wan, Jie Yin, and Ben Huang. Results of the Big ANN: NeurIPS’23 competition. [arXiv:2409.17424](https://arxiv.org/abs/2409.17424), 2024.
- [49] Suhas Jayaram Subramanya, Devvrit, Rohan Kadekodi, Ravishankar Krishaswamy, and Harsha Vardhan Simhadri. DiskANN: Fast accurate billion-point nearest neighbor search on a single node. In *Advances in Neural Information Processing Systems 32 (NeurIPS)*, 2019.

- [50] Jeffrey Travers and Stanley Milgram. An experimental study of the small world problem**the study was carried out while both authors were at harvard university, and was financed by grants from the milton fund and from the harvard laboratory of social relations. mr. joseph gerver provided invaluable assistance in summarizing and criticizing the mathematical work discussed in this paper. In *Social Networks*, pages 179–197. Academic Press, 1977.
- [51] Ali Vakilian. Personal Communication., 2025.
- [52] Duncan J. Watts and Steven H. Strogatz. Collective dynamics of ‘small-world’networks. *Nature*, 393(6684):440–442, 1998.
- [53] Lee Xiong, Chenyan Xiong, Ye Li, Kwok-Fung Tang, Jialin Liu, Paul N. Bennett, Junaid Ahmed, and Arnold Overwijk. Approximate nearest neighbor negative contrastive learning for dense text retrieval. In *Proceedings of the 9th International Conference on Learning Representations (ICLR)*, 2021.
- [54] Yuichi Yoshida, Masaki Yamamoto, and Hiro Ito. Improved constant-time approximation algorithms for maximum matchings and other optimization problems. *SIAM Journal on Computing*, 41(4):1074–1093, 2012.