

PMKLC: Parallel Multi-Knowledge Learning-based Lossless Compression for Large-Scale Genomics Database

Hui Sun
sunh@nbjl.nankai.edu.cn
College of C.S., Nankai University &
College of CCSD, Nanyang
Technological University
Tianjin, China & Nanyang, Singapore

Yanfeng Ding
dingyf@nbjl.nankai.edu.cn
College of C.S., Nankai-Baidu Joint
Lab, TMCC, SysNet, DISec, GTIISC,
Nankai University
Tianjin, China

Liping Yi
yiliping@nbjl.nankai.edu.cn
College of C.S., Nankai University &
College of CCSD, Nanyang
Technological University
Tianjin, China & Nanyang, Singapore

Huidong Ma
mahd@nbjl.nankai.edu.cn
College of C.S., Nankai-Baidu Joint
Lab, TMCC, SysNet, DISec, GTIISC,
Nankai University
Tianjin, China

Gang Wang*
wgzwp@nbjl.nankai.edu.cn
College of C.S., Nankai-Baidu Joint
Lab, TMCC, SysNet, DISec, GTIISC,
Nankai University
Tianjin, China

Xiaoguang Liu*
liuxg@nbjl.nankai.edu.cn
College of C.S., Nankai-Baidu Joint
Lab, TMCC, SysNet, DISec, GTIISC,
Nankai University
Tianjin, China

Cheng Zhong
chzhong@gxu.edu.cn
School of Computer, Electronics and
Information, Guangxi University,
Nanning, China

Wentong Cai
ASWTCAI@ntu.edu.sg
College of CCSD, Nanyang
Technological University
Nanyang, Singapore

Abstract

Learning-based lossless compressors play a crucial role in large-scale genomic database backup, storage, transmission, and management. However, their 1) inadequate compression ratio, 2) low compression & decompression throughput, and 3) poor compression robustness limit their widespread adoption and application in both industry and academia. To solve those challenges, we propose a novel Parallel Multi-Knowledge Learning-based Compressor (PMKLC) with four crucial designs: 1) We propose an automated multi-knowledge learning-based compression framework as compressors' backbone to enhance compression ratio and robustness; 2) we design a GPU-accelerated (s,k) -mer encoder to optimize compression throughput and computing resource usage; 3) we introduce data block partitioning and Step-wise Model Passing (SMP) mechanisms for parallel acceleration; 4) We design two compression modes PMKLC-S and PMKLC-M to meet the complex application scenarios, where the former runs on a resource-constrained single GPU and the latter is multi-GPU accelerated. We benchmark PMKLC-S/M and 14 baselines (7 traditional and 7 leaning-based) on 15 real-world datasets with different species and data sizes. Compared to baselines on the testing datasets, PMKLC-S/M achieve

the average compression ratio improvement up to 73.609% and 73.480%, the average throughput improvement up to 3.036 \times and 10.710 \times , respectively. Besides, PMKLC-S/M also achieve the best robustness and competitive memory cost, indicating its greater stability against datasets with different probability distribution perturbations, and its strong ability to run on memory-constrained devices. Overall, PMKLC is a balanced compression solution that optimizes compression ratio, throughput, robustness, and resource consumption. PMKLC and linkages of datasets are available at <https://github.com/dingyanfeng/PMKLC>.

CCS Concepts

• Information systems \rightarrow Information storage technologies.

Keywords

Genomics Data Compression, Lossless Compression, Neural Networks, Learning-based Compression, Multi-Knowledge Learning

ACM Reference Format:

Hui Sun, Yanfeng Ding, Liping Yi, Huidong Ma, Gang Wang, Xiaoguang Liu, Cheng Zhong, and Wentong Cai. 2025. PMKLC: Parallel Multi-Knowledge Learning-based Lossless Compression for Large-Scale Genomics Database. In *Proceedings of the 31st ACM SIGKDD Conference on Knowledge Discovery and Data Mining V.2 (KDD '25)*, August 3–7, 2025, Toronto, ON, Canada. ACM, New York, NY, USA, 10 pages. <https://doi.org/10.1145/3711896.3737083>

1 Introduction

The creation of Large-Scale Genomic Databases (LSGD) poses challenges for data storing, sharing, and managing. For example, as of January 2025, the China National GeneBank DataBase (CNCB) has backed up 17,267 TB of big genomics data [1]. The development of dedicated Learning-based Lossless Compressors (LLCs) for LSGD

*Corresponding authors

Permission to make digital or hard copies of all or part of this work for personal or classroom use is granted without fee provided that copies are not made or distributed for profit or commercial advantage and that copies bear this notice and the full citation on the first page. Copyrights for components of this work owned by others than the author(s) must be honored. Abstracting with credit is permitted. To copy otherwise, or republish, to post on servers or to redistribute to lists, requires prior specific permission and/or a fee. Request permissions from [permissions@acm.org](https://permissions.acm.org).
KDD '25, August 3–7, 2025, Toronto, ON, Canada.

© 2025 Copyright held by the owner/author(s). Publication rights licensed to ACM.
ACM ISBN 979-8-4007-1454-2/25/08
<https://doi.org/10.1145/3711896.3737083>

is the main approach to alleviating these pressures [2–5]. Existing LLCs belong to statistical-based compression methods that achieve lossless compression by constructing a neural-network (NN)-based model and combining it with an entropy encoder [6]. Compared to traditional dictionary-based methods [2, 7, 8], existing LLCs for LSGD have advantages in reducing the size of genomic data, but they still face some drawbacks and challenges.

Challenge1: Inadequate Compression Ratio. This is caused by three reasons. 1) The cold-start problem [4, 9], where the training of the models of LLCs is insufficient in the initial batches, leads to ineffective compression by the compressor in the initial rounds. 2) Insufficient learning of the dataset to be compressed by the compressor, which means the sources of knowledge are not adequate. 3) Simple model design, which cannot fully exploit and utilize the redundant information in genomics data.

Challenge2: Low Throughput. Existing LLCs have low compression & decompression throughput, making them unsuitable for medium-to-long-term backup compression scenarios when compressing and managing large-scale genomics data. For example, in a HuMa dataset [10], DeepDNA [3], DNA-BiLSTM [11], and GeneFormer [12] achieve throughput by 5.409, 4.754 and 3.190 KB/s, while non-learning-based MFCompress [13] and GenoZip [14] reaches 10.134 and 6.699 MB/s, respectively. This is mainly due to two reasons: 1) the high cost of learning and inference in deep learning models, and 2) insufficient parallel mechanisms.

Challenge3: Poor Compression Robustness. Most LLCs use fixed model architecture designs, resulting in poor compression robustness. For example, the traditional static LSGD compressors need to save the model as part of the compressed file. When the data size is small, the saved model becomes a burden on the compression process, leading to poor robustness and generalization.

To address those issues, this paper proposes a novel Parallel Multi-Knowledge Learning-based Compressor (PMKLC) for large-scale genomic databases lossless compression, aiming to achieve an overall balance of compression ratio, throughput, robustness, and memory usage. Our contributions are summarized as follows:

1) We propose an Automated Multi-Knowledge Learning-based Compression Framework (AMKLCF) as the compressors' backbone, which consists of three key NN-based models: a) a Static Public Model (SPuM) for learning multi-genomic data knowledge, b) a Static Private Model (SPrM) for learning the global knowledge of the to-be-compressed dataset, and c) a Dynamic Model (DM) for self-learning as well as integrating multi-source knowledge. Through automated model selection, AMKLCF enhances the compression ratio and robustness.

2) We design a GPU-accelerated (s,k) -mer Encoder (GsKE) that effectively extracts redundant information from the genomics data and reduces the data size, further enhancing throughput and compression ratio as well as alleviating memory usage. We also use data block partitioning and a Step-wise Model Passing (SMP) mechanism, employing multi-GPU parallelism to accelerate the process of compression and decompression.

3) We design two compression modes: a) PMKLC-S, which is accelerated by a single GPU, and b) PMKLC-M, which is accelerated by multiple GPUs for higher throughput. Extensive experiments show that both PMKLC-S and PMKLC-M achieve the best overall compression ratio, throughput, robustness, and memory cost.

The rest of the paper is organized as follows: section 2 gives the background of the learning-based compressor; section 3 provides related work; section 4 shows the designs of PMKLC; section 5 gives experimental results and analysis; and section 6 is brief conclusions.

2 Preliminary

LLCs for genomics data belong to statistical-based methods [15–19], including two components: NN-based modeling and entropy coding [2, 20]. Let $X = \{x_0, x_1, \dots, x_{n-1}\}$ denotes the to-be-compressed genomics sequence with length n . For the compression process, a typical learning-based compressor includes the following steps:

- (1) Initializing NN-based model \mathcal{M} and entropy encoder \mathcal{E} .
- (2) Dividing X into **historical symbols** $\{x_{i-t}, \dots, x_{i-1}\}$ and the to-be-compressed **target symbol** x_i based on the **context length** t , where $i = \{t, \dots, n-1\}$.
- (3) For each $\{x_{i-t}, \dots, x_{i-1}\}$, using \mathcal{M} to calculate the **probability distribution** $p(x_i|x_{i-t}, \dots, x_{i-1})$ of target symbol x_i , and pass it to \mathcal{E} to obtain the compressed binary stream c_i .
- (4) Calculating the cross entropy loss using $p(x_i|x_{i-t}, \dots, x_{i-1})$ and x_i , and updating the parameters of model \mathcal{M} using the back-propagation algorithm to improve the model's predictive ability, where $i = \{t, \dots, n-1\}$.

In step (3), for the initial t symbols, the LLC calculates their uniform distribution [20–22] and passes it to the encoder \mathcal{E} . Additionally, based on whether model \mathcal{M} is updated during the compression process in step (4), existing LLCs can be classified into Static, Dynamic, and Semi-adaptive, as shown in Fig. 1. This will be detailed in the next section.

For the decompression process, the LLC first restores the first c target symbols through the decoder \mathcal{D} and uniform distribution. Then, the sequence is restored one by one through model \mathcal{M} , where $i = \{t, \dots, n-1\}$. Since the decompressor employs the same model \mathcal{M} as the compressor, this ensures that no information is lost during the decompression process, thus allowing the LLC to restore the original data losslessly.

3 Related Work

Fig. 1 presents an overall schematic of three LLCs compression frameworks. Since the general-purpose LLCs for multi-source data [20, 21, 23] are also applicable to Genomics Data (GD) compression, we will also provide a brief introduction to it.

3.1 Static

As shown in Fig. 1(a), a Static LLC includes two stages, it first pre-trains a static model \mathcal{M}_{static} , and then uses it to compress GD. Since the model is pre-trained, it needs to be saved as part of the compressed file. The main differences between current Static LLCs lie in the models' architecture. DeepDNA [3] and DNA-BiLSTM [11] are the earliest static LLCs, using LSTM [24] and BiLSTM integrated with attention mechanisms [25] as compression models, respectively. Following, CompressBERT [26], GenCoder [27], GeneFormer [12], LEC-Codec [28] are proposed, using BERT [29] language model, convolutional auto-encoder, Transformer [30] with multi-level-grouping, and Group of Bases (GoB) compression with LSTM, respectively. Additionally, some general-purpose compressors for multi-source data have also been used to compress LSGD,

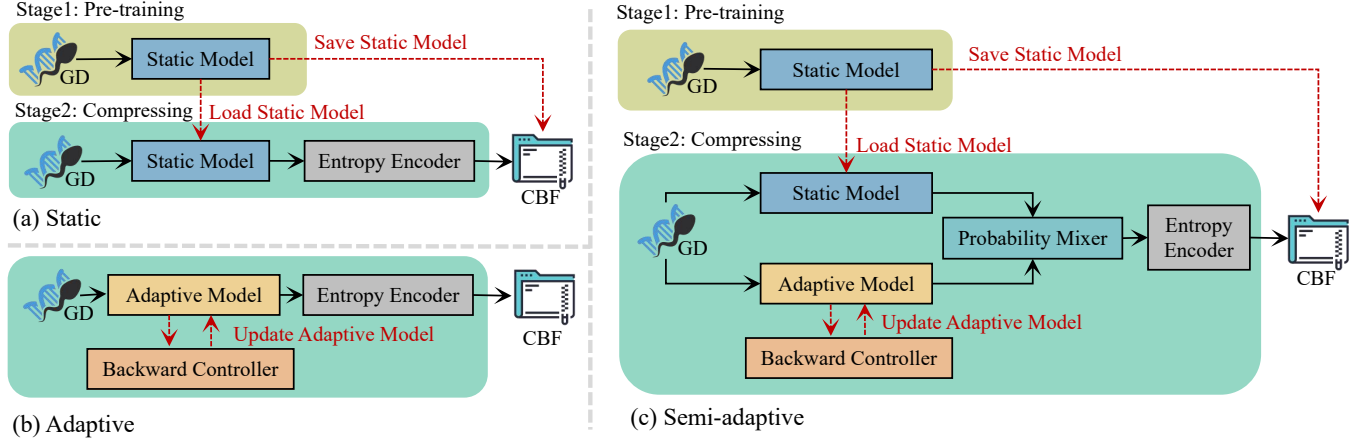


Figure 1: The compression diagrams for Static (a), Adaptive (b), and Semi-adaptive (c) compression frameworks. Here, GD and CBF denote the Genomics data and Compressed Binary File, respectively

Table 1: Comparison of Static, Adaptive, and Semi-adaptive frameworks. More “★” indicate a stronger advantage

Framework	Compression Ratio	Throughput	Compression Robustness
Static	★★★	★	★
Adaptive	★	★★★	★★★
Semi-adaptive	★★	★★	★★

including Large Language Model (LLM)-based LLMzip [31], BiGRU-based DeepZip [23], and LSTM-based Lstm-compress [32], et al.

3.2 Adaptive

Adaptive LLCs do not require any pre-training. As shown in Fig. 1(b), they dynamically update the adaptive model $M_{adaptive}$ during the data compression process. AGDLC [33] is the first Adaptive LLC for genomics data, combining the advantages of multiple (s,k) -mer encoding [34] and XLSTM [35]. DeepGeCo (PLUS Mode) [4] is a flexible GD compressor that uses Transformer [20, 30] as the backbone and introduces a BiGRU-based module [22, 23] to address the cold-start problem. Besides, general-purpose compressors like XLSTM-based MSDLC, Transformer-based TRACE [20], MLP-based OREA [36] and PAC [21] also perform well in GD compression.

3.3 Semi-Adaptive

Semi-adaptive LLCs have not been well explored in the field of GD compression, with the known DZip (Supporter Mode) [22] being its only proponent. Taking Fig. 1(c) as an example, Semi-adaptive LLC first pre-trains a static model M_{static} on GD, then uses a preset adaptive model $M_{adaptive}$ and M_{static} together to perform probability prediction through a Probability Mixer (PM). Meanwhile, since M_{static} is pre-trained, it does not need to be updated, while $M_{adaptive}$ needs to update its parameters through a Backward Controller (BC). In Dzip, M_{static} and $M_{adaptive}$ are implemented based on BiGRU and MLP, respectively.

3.4 Brief Summary

We summarize the strengths and weaknesses of the three frameworks (assuming the same model scale), as shown in Table. 1.

For Static LLCs, the main strength is compression ratio, especially for large-scale data. However, when the dataset is small, the model becomes a burden on compression, leading to poorer compression robustness. Additionally, since static LLCs require pre-training, they do not have a time advantage. Adaptive LLC does not require pre-training or saving model parameters, so it has better compression throughput and robustness, but at the cost of compression ratio degradation. The design principle of Semi-adaptive is to combine the advantages of Static and Adaptive methods, that is, to use a smaller M_{static} for pre-training to save time, and further improve the compression ratio through $M_{adaptive}$. Therefore, its performance is overall balanced. However, it still inherits the drawbacks of both Static and Adaptive methods, namely slower throughput and robustness compared to Adaptive, and poorer compression ratio compared to Static.

In this paper, we propose a novel Automated Multi-Knowledge Learning-based Compression Framework (AMKLCF), which differs from the aforementioned frameworks. On top of AMLCF, we introduce a GPU-based (s,k) -mer encoder and multi-GPU parallelism to further optimize compression ratio, compression & decompression throughput, compression robustness, and memory consumption.

4 PMKLC Design

Fig. 2 shows the automated compression pipeline of PMKLC using 2 GPUs, it consist of three crucial stages:

a) MSGD Pre-training. It aims to pre-train a multi-knowledge-driven Static Public Model (SPuM) on MSGD (Multi-Source Genomics Data). This motivation stems from the similarity in genomics data among homologous species. For example, the genetic similarity between humans and gorillas is as high as 99.5% [37, 38]. Thus, a model that includes the probability of gorilla genes would help improve the compression of human genomics data [4].

b) Static Pre-training. This stage is designed similarly to the pre-training phase of the Semi-adaptive compression framework

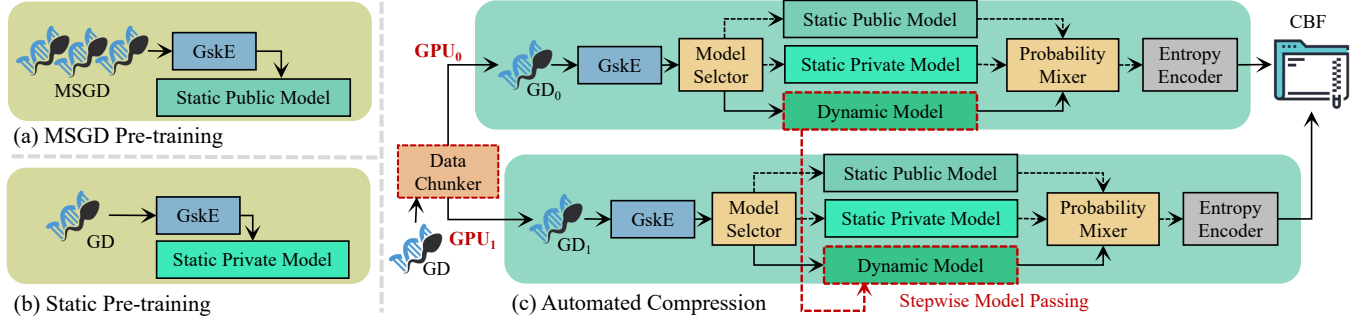


Figure 2: Compression pipeline of the proposed PMKLC using 2 GPUs. Here, GD, MSGD, CBF, and GskE denote Genomics Data, Multi-Source Genomics Data, Compressed Binary File, GPU-based (s,k) -mer Encoder, respectively

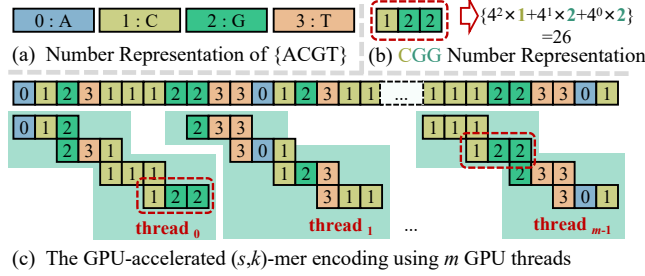


Figure 3: The GPU-based (s,k) -mer Encoder (GskE)

as Fig. 1(c) shows. It is used to learn the global features of the to-be-compressed genomics data and generate a Static Private Model (SPrM) for further enhancing the compression ratio.

c) Automated Compression. It is based on a self-learning Dynamic Model (DM) and combined with the multi-knowledge of SPuM and SPrM for compressing. A group of Model Selector (MS) and Probability Mixer (PM) are designed to select knowledge and mix probabilities from SPuM, SPrM, and PM. We call the combination of these models and components as the Automated Multi-Knowledge Learning-based Compression Framework (AMKLCF). On top of it, a GPU-based (s,k) -mer encoder (GskE) is designed to improve compression ratio and throughput. A group of Data Chunker (DC) and Stepwise Model Passing (SMP) mechanism are introduced to increase parallelism using multiple GPUs. Besides, the Entropy Encoder (EE) is used to generate a Compressed Binary File (CBF) from the PM.

In the following subsections, we will detail the key components GskE, AMKLCF, DC, and SMP mechanism as shown in Fig 2(c).

4.1 GPU-based (s,k) -mer Encoder

GskE reduces the original data to a smaller scale to improve throughput, as shown in Fig. 3. Additionally, since GD is composed only of {ACGT} and has a high degree of redundancy, GskE also leverages this redundancy to enhance the compression ratio. GskE’s design is similar to dictionary-based encoding [7, 39], with k representing the window size. However, by introducing the step size parameter s , GskE offers greater flexibility. Appropriate parameter settings allow the compressor to better balance compression ratio and throughput.

As shown in Fig. 3(a), GskE first translates GD to number representation, that is {A:0, C:1, G:2, T:3}. Following, it calculates the encoded number representation. As shown in Fig. 3(b), the substring “CGG” is encoded as $4^2 \times 1 + 4^1 \times 2 + 4^0 \times 2 = 26$. Finally, in Fig. 3(c), the multiple GPU threads are used for parallel calculation with the widows size $k = 3$ and step size $s = 2$.

4.2 Automated Multi-Knowledge Learning-based Compression Framework

Fig. 4 shows the AMKLCF framework of the PMKLC compressor. It takes the (s,k) -mer encoded vector E as input, and generates a mixed probability vector P as output. Here, we introduce some crucial designs of the proposed AMKLCF.

4.2.1 Model Selector (MS). AMKLCF takes DM as the basic backbone and combines SPuM and SPrM to enhance the compression ratio. While this enriches the knowledge sources to some extent, it leads to excessive resource consumption. Additionally, we found that the combination of the three models is sensitive to data scale (see Ablation Study). Therefore, we design MS to enable SPuM ($\leq 500\text{MB}$) or SPrM ($> 500\text{MB}$) automatically based on the size of the dataset to balance resource consumption and throughput. The MS takes E as input and generates a binary vector S as output. For example, $S = \{1, 0, 1\}$ means automatically enabling SPuM and DM.

4.2.2 Static Public Model (SPuM). It is a well-trained static model on multi-source GD for solving cold-start problems on small-size data, like DeepGeCo [4]. As a hard-coded component of PMKLC, SPuM is frozen during the compression process and does not require parameter updates. Let $E = \{e_0, \dots, e_{l-1}\}$ denotes the (s,k) -mer encoded vector with length l and where $e \in \mathbb{R}^{1 \times 4^k}$, t denotes the context length. For each historical symbol in $E_i = \{e_{i-t}, \dots, e_{i-1}\}$, $i = \{t, \dots, l-1\}$, DM extracts GD redundancy via a 16-dimension Embedding layer, 2-BiGRU layers, and a Linear and Dense layer with a dimension of 128. After that, it generates a learned knowledge vector L_i^u as output, where $L_i^u \in \mathbb{R}^{1 \times 4^k}$.

4.2.3 Static Private Model (SPrM). SPrM shares a similar model structure and parameters as SPuM, with the only difference being a single-layer BiGRU and take L_i^r as output. This is for the following three reasons: 1) Shared parameters facilitate the implementation of the automated model selection framework. 2) It reduces time

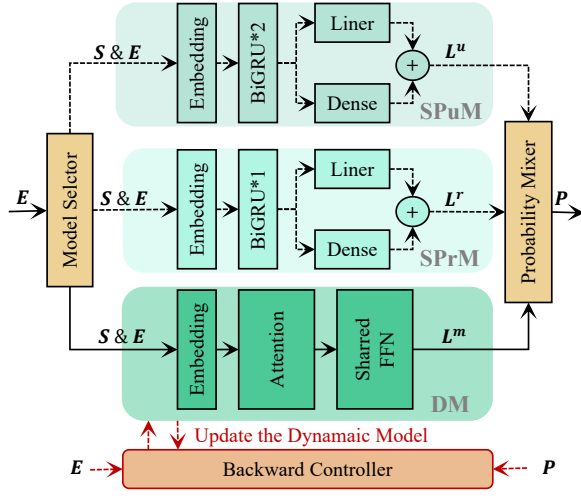


Figure 4: The Automated Multi-Knowledge Learning-based Compression Framework (AMKLCF). E , S , $L^{\{u,r,m\}}$, and P denote the (s,k) -mer encoded data, selected models, learned knowledge from each model, and the final probability

consumption, as SPPrM requires pre-training. 3) It reduces the model size's proportion in the compressed file, as SPPrM needs to be preserved to losslessly restore the original data.

4.2.4 Dynamic Model (DM). This is the largest of the three models in parameters. During the compression process, it dynamically updates the model through a Backward Controller (BC), so it does not need to be saved as part of the compressed file. It consists of a 64-dimension Embedding layer, an 8-head Attention layer with a hidden dimension of 256, and a 4096-dimension shared FFN (Feed-Forward Network) layer. The DM generates a learned vector L_i^m as output, which is fed into the Probability Mixer, where $L_i^m \in \mathbb{R}^{1 \times 4^k}$.

4.2.5 Probability Mixer (PM). It mixes the learned knowledge and produce the final probability $P_i = P(e_i | e_{i-t}, \dots, e_{i-1})$ via a Softmax function, here $P_i \in \mathbb{R}^{1 \times 4^k}$ and $i = \{t, \dots, l-1\}$. Probability mixing is an automated learning process that combines the knowledge of multiple models, calculated as follows:

$$P_i^s = \text{Softmax}\left(\alpha \times (S_0 \times L_i^u + S_1 \times L_i^r) + (1 - \alpha) \times S_2 \times L_i^m\right), \quad (1)$$

where, α is a self-learning weight parameter of the framework, and S_0, S_1 and S_2 are model flags generated by the Model Selector.

4.2.6 Backward Controller (BC). This module updates the DM via a Cross-Entropy [4, 11, 40] function. For each one-hot encoded ground truth label $E_i \in \mathbb{R}^{1 \times 4^k}$ of e_i and predicted probability vector $P_i \in \mathbb{R}^{1 \times 4^k}$ of $\{e_i | e_{i-t}, \dots, e_{i-1}\}$, the loss is calculated as:

$$\mathcal{L}(E, P) = \sum_{i=t}^{l-1} CE(E_i, P_i) = \sum_{i=t}^{l-1} \sum_{j=0}^{4^k-1} (E_{ij} \log \frac{1}{P_{ij}}). \quad (2)$$

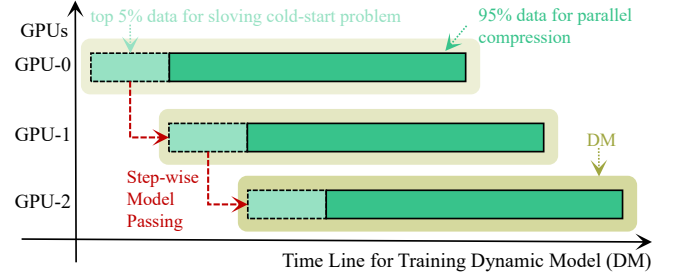


Figure 5: Parallelization using Step-wise Model Passing (PSM) strategy and multiple GPUs

PMKLC focuses on the overall design of genomic data compression frameworks. We explored the design of multiple model architectures, with the BiGRU-based SPPrM and SPuM, and the Transformer-based DM being the most effective [4, 20, 22, 23].

4.3 Parallel Acceleration

To further enhance throughput, we employ data block partitioning strategy to evenly partition the raw data, which is then accelerated using multiple GPUs. However, multi-GPU acceleration exacerbates the cold-start problem [4, 9], as each GPU needs to maintain its own unique Dynamic Model. To address this issue, we introduce a Step-wise Model Passing (SMP) strategy [9]. Taking Fig. 5 as an example, GPU-0 trains the model DM-0 from randomly initialized parameters. After training on 5% of the data, DM-0 is passed to GPU-1 as DM-1. This avoids initializing DM-1 from random parameters, solving the cold-start problem for GPU-1 in the initial batch compression and further enhancing the compression ratio.

Our PMKLC is the first LSGD compressor accelerated by multiple GPUs. To meet complex applications in GPU resource-constrained scenarios, we also design two compression modes: 1) PMKLC-S, which operates on a single GPU, and 2) PMKLC-M, which uses data block partitioning and SMP strategies for multi-GPU acceleration.

5 Result

All experiments were conducted on a Ubuntu server (20.04.6 LTS) equipped with 4 × Intel Xeon 4310 CPUs (2.10 GHz), 4 × NVIDIA GeForce RTX 4090 GPUs (24 GB), and 512 GB of DDR4 RAM.

5.1 Setup

5.1.1 Datasets. As shown in Table 2, we used 15 open-source real-world datasets for experimental evaluation, which include multiple species and various data scales [1, 2, 4, 10, 37, 38].

5.1.2 Baselines. We compared PMKLC with 14 baselines, including 7 learning-based and 7 traditional non-learning-based methods. Table 3 shows the published or source-code updated year of baselines, programming language, and major technologies.

5.1.3 Metrics. We compared PMKLC and baselines on multiple public metrics, consisting of compression ratio [49–51]:

$$CR = \frac{Size_{compressed}}{Size_{source}} \times 8 \text{ bits/base}, \quad (3)$$

Table 2: Details of used datasets

Name	Size (Bytes)	Description
SPuM Training and Parameters Tuning:		
DNACorpus	685,597,124	compression corpus with multi-species GD
OrSa	43,262,523	the chromosome-1 of oryza sativa japonica
DiCo	554,197,554	a collection of unknown genomics data
EnIn	26,403,087	one set of genome from entamoeba invadens
ScPo	10,652,155	the chromosome-3 of a beer yeast
DaRe	62,565,020	the chromosome-3 of the danio rerio
Compression Testing:		
PIFa	8,986,712	one set of genome from plasmodium falciparum
WaMe	9,144,432	a collection of unknown genomics data
DrMe	32,181,429	the chromosome-2 of the drosophila miranda
GaGa	148,532,294	the chromosome-2 of the gallus gallus
SnSt	6,254,100	one collection of STRs and SNPs of human
MoGu	171,080,468	the genomics data of mouse gut
ArTh	19,695,740	part of data from arabidopsis thaliana
AcSc	714,975,658	a set of acanthopagrus schlegelii genomics data
TaGu	1,052,636,474	a set of taeniopygia guttata genomics data

Table 3: Details of compared baselines

Name	Year	Language	Technologies
Learning-based Compressors:			
MSDLC [41]	2025	Python	XLSTM [35], Expansion Mapping
AGDLC [33]	2025	Python	XLSTM, Multi-(s,k)-mer Encoding
JARVIS3 [42]	2024	C/C++	Finite-context and Repeat Models
TRACE [20]	2022	Python	Attention, Transformer
DNA-BiLSTM [11]	2018	Python	Attention, BiLSTM, CNN
DeepZip [23]	2018	Python	LSTM, BiGRU
Lstm-compress [32]	2017	C/C++	LSTM, MLP
None-learning-based Compressors:			
LZMA2 [16]	2024	C/C++	LZ77, Dictionary-based Compression
XZ [7]	2024	C/C++	LZ77, Dictionary-based Compression
GZip [43]	2023	C/C++	LZ77, Dictionary-based Compression
PPMD [19]	2022	C/C++	Prediction by Partial Match
SnZip [44]	2021	C/C++	LZ77, Dictionary-based compression
Spring [45]	2019	C/C++	BSC [46] and LZMA2 Compression
NAF [47]	2019	C/C++	ZSTD [48] Compression Standard

overall compression and decompression throughput [4, 9]:

$$THP = \frac{Size_{source}}{CT + DT}, \quad (4)$$

and compression robustness performance [2, 50, 52]:

$$CRP = \frac{\sqrt{\frac{1}{N} \times \sum_{i=0}^{N-1} (CR_i - CR_u)^2}}{CR_u} \times 100\%. \quad (5)$$

Among Eq.(4-5), the CT , DT , CR_i , CR_u , and N denote compression time, decompression time, the CR of the i -th tested file, average compression ratio, and the total number of datasets. Smaller CR and CRP mean better compression and robustness. Bigger THP means faster speed in the compression and decompression process. Besides, we also evaluated the computing resource consumption for LLCs, including CPU and GPU peak memory usage [2, 20, 21, 50].

5.1.4 Parameters Setting. The SPuM is trained on the DNACorpus [10], which is a multi-source genomics dataset. The datasets

OrSa, DiCo, EnIn, ScPo, and DaRe are used to fine-tune the super-parameters. Based on experiments and experience, we set $s = k = 3$ and $t = 32$ as the default configuration. It is important to note that the (3,3)-mer is a configuration that balances compression ratio and throughput, while other combinations still have advantages in either compression ratio or throughput. For baselines, we adopted the default settings from their papers or codes. All learning-based compressors used the same batch size ($bs = 320$).

5.2 Compression Ratio

As shown in Table 4, PMKLC-S and PMKLC-M achieved average compression ratio improvements ($\frac{Baseline - Ours}{Baseline} \times 100\%$) ranging from 0.557% ~ 73.609% and 0.072% ~ 73.480%, respectively. The main reason for this phenomenon is the introduction of the automated multi-knowledge learning-based framework, which enriches the knowledge sources and enhances the compression ratios.

We also noticed that TRACE [20], AGDLC [33], and MSDLC [41] have advantages in GD compression. The improvements of PMKLC-S/M in terms of Improve-S/M were 1.108%, 1.407%, and 0.557%, as well as 0.625%, 0.926%, and 0.072%, respectively. However, compared to those methods, PMKLC shown stronger advantages in throughput, CPU/GPU memory usage, and robustness performance. Taking MSDLC as an example, as shown in Table 5 and Table 6, the throughput of PMKLC-M is 2.034× faster than MSDLC, with an 83.967% savings in CPU memory (MSDLC consumes 19.335 GB, while PMKLC-M only requires 3.100 GB), an 8.269% reduction in GPU memory, and a 0.827% improvement in robustness.

Besides, we also presented a set of results showing the impact of model size on the CR, using DNA-BiLSTM [11] as an example, the model size of DNA-BiLSTM was included in the final compressed file, whereas DNA-BiLSTM* was not included. As DNA-BiLSTM shown, the CR was sensitive to the size of to-be-compressed datasets, with a CR of 12.523 bits/base for PIFa and 2.015 bits/base for TaGu. In contrast, PMKLC series demonstrates a more robust performance concerning dataset size. Table 6 provides quantitative results on compression ratio robustness, which we will analyze in the following subsections.

5.3 Throughput

Table 5 shows the overall compression and decompression throughput of PMKLC and Python-based learning-based lossless compressors. For PMKLC-S, the average throughput improvement Improv-S ($\frac{Ours - Baseline}{Baseline} \times 100\%$) reached 4.619% (MSDLC) ~ 303.578% (Lstm-compress). When using data block partitioning and SMP strategies for multi-GPU computing, the average throughput improvement (Improve-M) of PMKLC-M reached 203.569% ~ 1071.043%. Overall, both PMKLC-S and PMKLC-M were best in terms of compression and decompression throughput, indicating their great potential for real-time data compression. The throughput advantage of proposed PMKLC comes from three aspects: 1) GPU-accelerated (s,k)-mer encoding reduces data size and the GPU computing cores share the data processing; 2) automated model selection reduces the computational load of model inference; 3) Data block partitioning and Step-wise Model Passing strategies further accelerate the compression and decompression process.

Table 4: Compression Ratio ↓ (bits/base) of PMKLC and baselines. Improve-S/M represent the increase in average CR calculated based on our PMKLC-S/M. DNA-BiLSTM* indicates that the static model size is not included in the final compressed file

Methods/Datasets	PIFa	WaMe	DrMe	GaGa	SnSt	MoGu	ArTh	AcSc	TaGu	Average	Improve-S (%)	Improve-M (%)
Spring	1.859	1.988	1.939	1.904	1.886	1.680	1.934	1.877	1.883	1.883	+2.035	+1.558
NAF	1.874	1.988	1.990	1.959	1.967	1.799	1.929	1.905	1.943	1.928	+4.316	+3.849
LZMA2	1.866	2.070	1.992	1.947	1.974	1.693	1.904	1.878	1.914	1.915	+3.672	+3.202
XZ	1.868	2.074	1.993	1.948	1.978	1.694	1.907	1.879	1.916	1.917	+3.778	+3.309
PPMD	1.906	2.109	2.054	2.026	1.995	1.780	2.008	1.972	1.998	1.983	+6.964	+6.511
PBzip2	2.093	2.168	2.159	2.137	2.102	1.927	2.138	2.083	2.117	2.103	+12.254	+11.826
Gzip	2.120	2.250	2.220	2.187	2.195	2.030	2.185	2.140	2.163	2.166	+14.802	+14.387
SnZip	3.640	3.742	3.694	3.698	3.711	3.526	3.695	3.638	3.663	3.667	+49.692	+49.447
DNA-BiLSTM	12.523	12.428	4.904	2.559	17.235	2.421	6.780	2.053	2.015	6.991	+73.609	+73.480
DNA-BiLSTM*	1.856	1.946	1.926	1.914	1.908	1.861	1.913	1.919	1.924	1.907	+3.274	+2.802
TRACE	1.833	1.959	1.912	1.886	1.873	1.657	1.905	1.895	1.871	1.866	+1.108	+0.625
DeepZip	1.901	2.034	1.916	1.862	1.982	1.650	1.935	1.868	1.851	1.889	+2.318	+1.841
AGDLC	1.832	1.951	1.925	1.891	1.915	1.662	1.901	1.899	1.866	1.871	+1.407	+0.926
MSDLC	1.821	1.953	1.903	1.871	1.885	1.651	1.898	1.867	1.849	1.855	+0.557	+0.072
Lstm-compress	7.284	7.155	6.075	7.244	2.147	7.836	6.311	7.392	8.181	6.625	+72.151	+72.015
JARVIS3	1.896	2.015	1.952	1.946	1.951	1.940	1.855	1.873	1.940	1.930	+4.393	+3.927
PMKLC-S (Ours)	1.812	1.943	1.900	1.850	1.851	1.651	1.892	1.866	1.844	1.845	—	-0.464
PMKLC-M (Ours)	1.827	1.953	1.907	1.858	1.877	1.652	1.897	1.867	1.844	1.854	+0.462	—

Table 5: Throughput ↑ (KB/S) of PMKLC and learning-based baselines. Improve-S/M is calculated based on ours PMKLC-S/M

Methods/Datasets	PIFa	WaMe	DrMe	GaGa	SnSt	MoGu	ArTh	AcSc	TaGu	Average	Improve-S (%)	Improve-M (%)
DNA-BiLSTM	12.588	12.595	12.426	11.119	12.668	10.915	12.611	6.837	5.427	10.799	+94.349	+463.934
TRACE	7.992	7.951	7.940	8.343	8.241	8.362	8.315	13.330	8.282	8.751	+139.830	+595.904
DeepZip	17.239	17.072	17.400	17.346	16.959	17.706	16.636	16.635	17.993	17.221	+21.871	+253.627
AGDLC	12.905	12.718	13.002	12.968	12.668	13.071	13.030	13.098	11.916	12.820	+63.709	+375.028
MSDLC	19.804	19.884	20.028	20.406	19.633	20.404	20.118	20.255	20.011	20.060	+4.619	+203.569
Lstm-compress	5.371	5.488	5.156	5.157	5.618	5.075	5.187	5.141	4.610	5.200	+303.578	+1071.043
PMKLC-S (Ours)	21.610	22.098	22.510	22.253	21.421	22.562	22.106	16.888	17.433	20.987	—	+190.168
PMKLC-M (Ours)	60.941	60.699	71.416	75.581	58.070	75.457	69.664	38.156	38.093	60.897	-65.537	—

Table 6: Compression Robustness Performance ↓ (%) and Average CPU/GPU Memory Usage ↓ (GB) of our PMKLC and learning-based baselines. The Improve-S/M and Saving-S/M are calculated based on ours PMKLC-S/M

Metrics/Methods	DNA-BiLSTM	TRACE	DeepZip	AGDLC	MSDLC	PMKLC-S	PMKLC-M
Compression Robustness Performance (%)	81.418	4.578	5.690	4.572	5.584	4.455	4.546
Improve-S (%)	+94.528	+2.687	+21.705	+2.559	+2.814	—	+2.002
Improve-M (%)	+94.416	+0.699	+20.105	+0.569	+0.827	-2.043	—
The Average CPU-Memory Usage (GB)	9.306	4.525	9.126	6.527	19.335	3.620	3.100
Saving-S (%)	+61.100	+20.000	+60.333	+44.538	+81.277	—	-16.774
Saving-M (%)	+66.688	+31.492	+66.031	+52.505	+83.967	+14.365	—
The Average GPU-Memory Usage (GB)	1.957	0.506	1.481	0.982	0.907	0.807	0.832
Saving-S (%)	+58.763	-59.486	+45.510	+17.821	+11.025	—	+3.005
Saving-M (%)	+57.486	-64.427	+43.822	+15.275	+8.269	-3.098	—

5.4 Compression Robustness

As shown in Table 6, PMKLC-S/M achieved the overall highest robustness performance. Compared to DNA-BiLSTM [11], TRACE [20], DeepZip [23], AGDLC [33], and MSDLC [41], the improvements ($\frac{Baseline-Ours}{Baseline} \times 100\%$) were 94.528%, 2.687%, 27.705%, 2.559%, and 2.814%, respectively. Compared to the baselines, the improvements of PMKLC-M were 94.416%, 0.699%, 20.105%, 0.569%, and 0.827%, respectively. This indicates that PMKLC demonstrates overall more robust performance when facing datasets with different probability

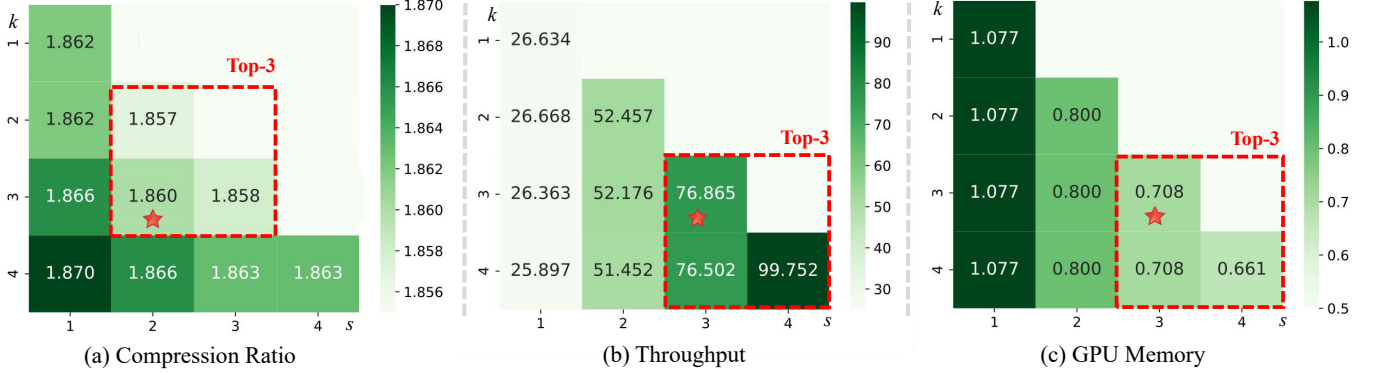
distributions and scales, and it is minimally affected by perturbations in data probability distribution. We attribute this to two reasons: 1) The automated model selection component avoids static pre-training on small-scale datasets; 2) The multi-knowledge learning-based framework fully models the to-be-compressed datasets.

5.5 CPU & GPU Memory Usage

As shown in Table 6, for average CPU-memory usage, compared to baselines, the PMKLC-S/M saved ($\frac{Baseline-Ours}{Baseline} \times 100\%$) 20.000% (TRACE) ~ 81.277% (MSDLC) and 31.492% ~ 83.967%, respectively.

Table 7: The results of ablation study. C/GPM and MGPU denote C/GPU Peak Memory and Multiple GPU computing

	Ablation Module							OrSa (43,262,523 Bytes)				DiCo (554,197,554 Bytes)			
	SPuM	SPrM	DM	GskE	MS	SMP	MGPU	CR (bits/base)	THP (KB/S)	CPM (GB)	GPM (GB)	CR (bits/base)	THP (KB/S)	CPM (GB)	GPM (GB)
A	✗	✗	✓	✗	✗	✗	✗	1.903	8.162	1.589	0.503	1.897	8.170	9.206	0.503
B	✗	✓	✓	✗	✗	✗	✗	1.993	5.921	3.606	3.220	1.884	5.934	34.109	3.220
C	✓	✓	✓	✗	✗	✗	✗	1.993	5.751	3.626	3.220	1.883	5.726	34.143	3.220
D	✓	✓	✓	✓	✗	✗	✗	2.022	16.967	1.873	3.222	1.882	16.896	12.059	3.222
S	✓	✓	✓	✓	✓	✗	✗	1.893	22.628	1.210	0.505	1.881	16.918	12.044	3.222
E	✓	✓	✓	✓	✓	✗	✓	1.901	82.506	1.047	0.505	1.885	40.337	12.047	3.222
M	✓	✓	✓	✓	✓	✓	✓	1.900	72.087	1.049	0.505	1.884	37.889	12.067	3.222

**Figure 6: The impact of different (s,k) -mer encoder on the GaGa dataset. “★” denotes the default configuration****Table 8: The impact of (s,k) -mer in time and memory on DiCo dataset. CPM and DPM denote CPU and GPU Peak Memory**

(s,k) -mer	CPU-based (s,k) -mer		GPU-based (s,k) -mer		
	Time (S)	CPM (GB)	Time (S)	CPM (GB)	GPM (GB)
(1,1)-mer	214.098	8.292	5.057	3.185	2.968
(1,2)-mer	223.001	8.292	5.046	3.185	2.968
(2,2)-mer	119.088	4.164	4.031	2.153	1.935
(1,3)-mer	221.053	8.292	5.046	3.185	2.968
(2,3)-mer	111.055	4.164	4.034	2.153	1.935
(3,3)-mer	75.039	2.787	3.095	1.809	1.591
(1,4)-mer	226.084	8.293	5.053	3.185	2.968
(2,4)-mer	123.021	4.164	4.039	3.185	1.935
(3,4)-mer	82.038	2.787	4.057	1.808	1.591
(4,4)-mer	63.040	2.100	3.077	1.637	1.419

For average GPU memory usage, PMKLC-S/M was only inferior to TRACE but outperformed DNA-BiLSTM, DeepZip, AGDLC, and MS-DLC. It saved GPU memory in the range of 11.025% ~ 58.763% and 8.269% ~ 57.468%, respectively. The memory advantage of PMKLC indicates its great potential on resource-constrained devices. This advantage is achieved through the combination of the automated model selector and the GPU-accelerated (s,k) -mer encoder.

5.6 Ablation Study

As shown in Table 7, we observe some interesting phenomena among several modules: 1) When the dataset was large (DiCo), multi-knowledge learning (MODE-A/B/C) enhanced the compression ratios but resulted in worse throughput and memory usage. 2)

The introduction of the (s,k) -mer encoder optimized throughput and CPM (MODE-D) but also led to unstable variations in CR. 3) The introduction of the MS ensured that MODE-S achieved an overall balance of compression ratio, memory, and throughput, mainly because it reduced the model inference and considered the impact of data size. 4) Mode-M achieved higher throughput at the cost of a slight loss in compression ratio; meanwhile, the introduction of SMP alleviated the cold-start issue (MODE-E), providing further balance between compression ratio and throughput.

5.7 The Impact of (s,k) -mer Encoder

Table 8 shows the runtime and memory cost of CPU/GPU-based (s,k) -mer on the DiCo dataset. The GPU-accelerated (s,k) -mer achieved a maximum speedup of 44.743× while requiring the overall lowest memory consumption. Besides, as shown in Figure 6, the combinations of (2,2), (3,2), (3,3) achieved the overall Top-3 performance on CR, THP, and GPU memory usage, considering the overall balance, the (3,3)-mer was used as the default configure of PMKLC.

5.8 The Impact of Batch Size bs

As shown in Fig. 7(a-b), the CR of PMKLC worsen as the batch size (bs) increases, while the THP gradually increases within a certain range. Considering the balance between compression ratio and throughput, we set $bs = 320$ as the default setting.

5.9 The Impact of Context Length t

As shown in Fig. 7(c-d), a larger context length (t) means a stronger compression ratio, but at the cost of reduced compression and

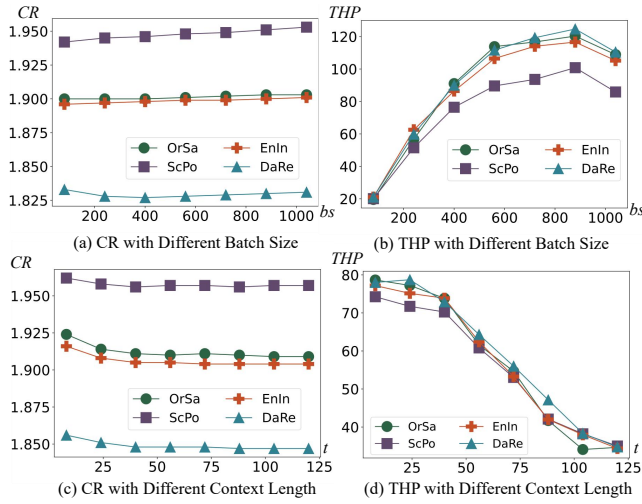


Figure 7: The impact of different batch size (bs) and context length (t) on datasets OrSa, EnIn, ScPo, and DaRe

decompression throughput. In this study, we set $t = 32$ to balance compression ratio and throughput; however, other values of t are still valid and can be chosen according to the user's needs.

6 Conclusion

In this study, we propose PMKLC, a parallel multi-knowledge learning-based compressor for balancing compression ratio, robustness, throughput, and memory usage. We develop two compression modes, PMKLC-S and PMKLC-M, and validate their effectiveness against 14 baselines. We evaluate the performance of the two models across multiple assessment metrics, including compression ratio, throughput, robustness, and memory consumption. The experiments show that the compression ratio improvement of PMKLC-S/M up to 73.609% and 73.480%, while the throughput improvement up to 303.578% and 1071.043%, respectively. Additionally, PMKLC-S/M demonstrated optimal compression robustness and competitive memory advantages. The compression robustness performance improvements for PMKLC-S and PMKLC-M are 94.528% and 94.416%, respectively. The average maximum CPU memory savings are 81.277% and 83.967%, respectively, while the average maximum GPU memory savings are 58.763% and 57.486%, respectively. In the future, our purpose is to design parallel compression framework aimed at large-scale biological data, including lossy medical images and quality score data.

7 Acknowledgments

This work was partly supported by the National Natural Science Foundation of China under Grant (62272253, 62272252) and the China Scholarship Council (CSC) scholarship program.

References

- [1] Xueqin Guo, Fengzhen Chen, Fei Gao, Ling Li, Ke Liu, Lijin You, Cong Hua, Fan Yang, Wanliang Liu, Chunhua Peng, et al. Cnsa: a data repository for archiving omics data. *Database*, 2020:baaa055, 2020.
- [2] Hui Sun, Huidong Ma, Feng Ling, Haonan Xie, Yongxia Sun, Liping Yi, Meng Yan, Cheng Zhong, Xiaoguang Liu, and Gang Wang. A survey and benchmark

evaluation for neural-network-based lossless universal compressors toward multi-source data. *Frontiers of Computer Science*, 19(7):1–16, 2025.

- [3] Rongjie Wang, Yang Bai, Yan-Shuo Chu, Zhenxing Wang, Yongtian Wang, Mingrui Sun, Junyi Li, Tianyi Zang, and Yadong Wang. Deepdna: A hybrid convolutional and recurrent neural network for compressing human mitochondrial genomes. In *2018 IEEE International Conference on Bioinformatics and Biomedicine (BIBM)*, pages 270–274. IEEE, 2018.
- [4] Hui Sun, Liping Yi, Huidong Ma, Yongxia Sun, Yingfeng Zheng, Wenwen Cui, Meng Yan, Gang Wang, and Xiaoguang Liu. Genomics data lossless compression with (s, k)-mer encoding and deep neural networks. In *Proceedings of the AAAI Conference on Artificial Intelligence*, volume 39, pages 12577–12585, 2025.
- [5] Huidong Ma, Cheng Zhong, Hui Sun, Danyang Chen, and Haixiang Lin. ricme: Long-read based mobile element variant detection using sequence realignment and identity calculation. In *International Symposium on Bioinformatics Research and Applications*, pages 165–177. Springer, 2023.
- [6] Glen G. Langdon Jr. An introduction to arithmetic coding. *IBM J. Res. Dev.*, 28(2):135–149, 1984.
- [7] XZ. Xz official website, 2024. [Online]. Available: <https://github.com/tukaani-project/xz>.
- [8] Ipvlov. A free file archiver for extremely high compression, 2024. [Online]. Available: <https://www.7-zip.org>.
- [9] Huidong Ma, Hui Sun, Liping Yi, Yanfeng Ding, Xiaoguang Liu, and Gang Wang. Msdzip: Universal lossless compression for multi-source data via stepwise-parallel and learning-based prediction. In *Proceedings of the ACM on Web Conference 2025*, pages 3543–3551, 2025.
- [10] Diogo Pratas and Armando J Pinho. A dna sequence corpus for compression benchmark. In *Practical Applications of Computational Biology and Bioinformatics, 12th International Conference*, pages 208–215. Springer, 2019.
- [11] Wenwen Cui, Zhaoyang Yu, Zhuangzhuang Liu, Gang Wang, and Xiaoguang Liu. Compressing genomic sequences by using deep learning. In *International Conference on Artificial Neural Networks*, pages 92–104. Springer, 2020.
- [12] Zhanbei Cui, Tongda Xu, Jia Wang, Yu Liao, and Yan Wang. Geneformer: Learned gene compression using transformer-based context modeling. In *ICASSP 2024-2024 IEEE International Conference on Acoustics, Speech and Signal Processing (ICASSP)*, pages 8035–8039. IEEE, 2024.
- [13] Armando J Pinho and Diogo Pratas. Mfcompress: a compression tool for fasta and multi-fasta data. *Bioinformatics*, 30(1):117–118, 2014.
- [14] Divon Lan, Ray Tobler, Yassine Soulimi, and Bastien Llamas. Genozip: a universal extensible genomic data compressor. *Bioinformatics*, 37(16):2225–2230, 2021.
- [15] Matt Mahoney. Incremental journaling backup utility and archiver, 2024.
- [16] Igor Pavlov. Lzma official website. <https://tukaani.org/lzma/>, 2013.
- [17] John G. Cleary and Ian H. Witten. Data compression using adaptive coding and partial string matching. *IEEE Trans. Commun.*, 32(4):396–402, 1984.
- [18] Alistair Moffat. Implementing the PPM data compression scheme. *IEEE Trans. Commun.*, 38(11):1917–1921, 1990.
- [19] John G. Cleary and W. J. Teahan. Unbounded length contexts for PPM. *Comput. J.*, 40(2/3):67–75, 1997.
- [20] Yu Mao, Yufei Cui, Tei-Wei Kuo, and Chun Jason Xue. Trace: A fast transformer-based general-purpose lossless compressor. In *Proceedings of the ACM Web Conference 2022*, pages 1829–1838, 2022.
- [21] Yu Mao, Jingzong Li, Yufei Cui, and Chun Jason Xue. Faster and stronger lossless compression with optimized autoregressive framework. In *2023 60th ACM/IEEE Design Automation Conference (DAC)*, pages 1–6. IEEE, 2023.
- [22] Mohit Goyal, Kedar Tatwawadi, Shubham Chandak, and Idoia Ochoa. Dzip: improved general-purpose lossless compression based on novel neural network modeling. In *2021 data compression conference (DCC)*, pages 153–162. IEEE, 2021.
- [23] Mohit Goyal, Kedar Tatwawadi, Shubham Chandak, and Idoia Ochoa. Deepzip: Lossless data compression using recurrent neural networks. *arXiv preprint arXiv:1811.08162*, 2018.
- [24] Hochreiter Sepp and Schmidhuber Jürgen. Long short-term memory. *Neural Computation MIT-Press*, 1997.
- [25] Zhaoyang Niu, Guoqiang Zhong, and Hui Yu. A review on the attention mechanism of deep learning. *Neurocomputing*, 452:48–62, 2021.
- [26] Han Yang, Fei Gu, and Jieping Ye. Rethinking learning-based method for lossless genome compression. In *ICASSP 2023-2023 IEEE International Conference on Acoustics, Speech and Signal Processing (ICASSP)*, pages 1–5. IEEE, 2023.
- [27] KS Sheena and Madhu S Nair. Gencoder: A novel convolutional neural network based autoencoder for genomic sequence data compression. *IEEE/ACM Transactions on Computational Biology and Bioinformatics*, (01):1–12, 2024.
- [28] Zhenhao Sun, Meng Wang, Shiqi Wang, and Sam Kwong. Lec-codec: Learning-based genome data compression. *IEEE/ACM Transactions on Computational Biology and Bioinformatics*, 2024.
- [29] Jacob Devlin, Ming-Wei Chang, Kenton Lee, and Kristina Toutanova. Bert: Pre-training of deep bidirectional transformers for language understanding. *arXiv preprint arXiv:1810.04805*, 2018.
- [30] Ashish Vaswani, Noam Shazeer, Niki Parmar, Jakob Uszkoreit, Llion Jones, Aidan N. Gomez, and Lukasz Kaiser. Attention is all you need. *Advances in Neural Information Processing Systems*, 30, 2017.

- [31] Chandra Shekhara Kaushik Valmeekam, Krishna Narayanan, Dileep Kalathil, Jean-Francois Chamberland, and Srinivas Shakkottai. Lmzip: Lossless text compression using large language models. *arXiv preprint arXiv:2306.04050*, 2023.
- [32] Byron Knoll. lstm-compress, 2017. <https://github.com/byronknoll/lstm-compress>.
- [33] Hui Sun, Yanfeng Ding, Liping Yi, Huidong Ma, Haonan Xie, Gang Wang, and Xiaoguang Liu. Adaptive lossless compression for genomics data by multiple (s, k)-mer encoding and xlstm. In *ICASSP 2025-2025 IEEE International Conference on Acoustics, Speech and Signal Processing (ICASSP)*, pages 1–5. IEEE, 2025.
- [34] Ming Xiao, Jiakun Li, Song Hong, Yongtao Yang, Junhua Li, Jianxin Wang, Jian Yang, Wenbiao Ding, and Le Zhang. K-mer counting: memory-efficient strategy, parallel computing and field of application for bioinformatics. In *2018 IEEE International Conference on Bioinformatics and Biomedicine (BIBM)*, pages 2561–2567. IEEE, 2018.
- [35] Maximilian Beck, Korbinian Pöppel, Markus Spanring, Andreas Auer, Oleksandra Prudnikova, Michael Kopp, Günter Klambauer, Johannes Brandstetter, and Sepp Hochreiter. xlstm: Extended long short-term memory. *arXiv preprint arXiv:2405.04517*, 2024.
- [36] Yu Mao, Yufei Cui, Tei-Wei Kuo, and Chun Jason Xue. Accelerating general-purpose lossless compression via simple and scalable parameterization. In *Proceedings of the 30th ACM International Conference on Multimedia*, pages 3205–3213, 2022.
- [37] ZHONG Cheng and SUN Hui. Parallel algorithm for sensitive sequence recognition from long-read genome data with high error rate. *Journal on Communication/Tongxin Xuebao*, 44(2), 2023.
- [38] Lewis Y Geer, Aron Marchler-Bauer, Renata C Geer, Lianyi Han, Jane He, Siqian He, Chunlei Liu, Wenyao Shi, and Stephen H Bryant. The ncbi biosystems database. *Nucleic acids research*, 38(suppl_1):D492–D496, 2010.
- [39] Khalid Sayood. *Introduction to data compression*. Morgan Kaufmann, 2017.
- [40] Claude Elwood Shannon. A mathematical theory of communication. *The Bell system technical journal*, 27(3):379–423, 1948.
- [41] Huidong Ma, Hui Sun, Liping Yi, Xiaoguang Liu, and Gang Wang. Multi-source data lossless compression via parallel expansion mapping and xlstm. In *ICASSP 2025-2025 IEEE International Conference on Acoustics, Speech and Signal Processing (ICASSP)*, pages 1–5. IEEE, 2025.
- [42] Maria J P Sousa, Armando J Pinho, and Diogo Pratas. Jarvis3: an efficient encoder for genomic data. *Bioinformatics*, 40(12):btac725, 12 2024.
- [43] Gzip. Gzip official website. <http://www.gzip.org/>, 1996.
- [44] Kubo Takehiro. Snzip, a compression/decompression tool based on snappy. <https://github.com/kubo/snzip>, 2016.
- [45] Shubham Chandak, Kedar Tatwawadi, Idoia Ochoa, Mikel Hernaez, and Tsachy Weissman. Spring: a next-generation compressor for fastq data. *Bioinformatics*, 35(15):2674–2676, 2019.
- [46] Ilya Grebnov. Bsc official website. <https://github.com/IlyaGrebnov/libbsc>.
- [47] Kirill Kryukov, Mahoko Takahashi Ueda, So Nakagawa, and Tadashi Imanishi. Nucleotide archival format (naf) enables efficient lossless reference-free compression of dna sequences. *Bioinformatics*, 35(19):3826–3828, 2019.
- [48] Zstd. Zstd official website, 2024. [Online]. Available: <https://facebook.github.io/zstd/>.
- [49] Hui Sun, Yingfeng Zheng, Haonan Xie, Huidong Ma, Xiaoguang Liu, and Gang Wang. Pmffrc: a large-scale genomic short reads compression optimizer via memory modeling and redundant clustering. *BMC bioinformatics*, 24(1):454, 2023.
- [50] Hui Sun, Yingfeng Zheng, Haonan Xie, Huidong Ma, Cheng Zhong, Meng Yan, Xiaoguang Liu, and Gang Wang. PQSDC: a parallel lossless compressor for quality scores data via sequences partition and Run-Length prediction mapping. *Bioinformatics*, page btac323, 05 2024.
- [51] Hui Sun, Huidong Ma, Yingfeng Zheng, Haonan Xie, Xiaofei Wang, Xiaoguang Liu, and Gang Wang. Sr2c: A structurally redundant short reads collapser for optimizing dna data compression. In *2023 IEEE 29th International Conference on Parallel and Distributed Systems (ICPADS)*, pages 60–67, 2023.
- [52] Yuting Xing, Gen Li, Zhenguo Wang, Bolun Feng, Zhuo Song, and Chengkun Wu. Gtz: a fast compression and cloud transmission tool optimized for fastq files. *BMC bioinformatics*, 18(16):233–242, 2017.