

Notions of Adiabatic Drift in the Quantized Harper model

Alice C. Quillen,^{1,*} Nathan Skerrett,² Damian R. Sowinski,¹ and Abobakar Sediq Miakhel¹

¹*Department of Physics and Astronomy, University of Rochester, Rochester, NY, 14627, USA*

²*Department of Mathematics, University of Rochester, Rochester, NY, 14627, USA*

(Dated: July 17, 2025)

We study a quantized, discrete and drifting version of the Harper Hamiltonian, also called the finite almost Mathieu operator, which resembles the pendulum Hamiltonian but in phase space is confined to a torus. Spacing between pairs of eigenvalues of the operator spans many orders of magnitude, with nearly degenerate pairs of states at energies that are associated with circulating orbits in the associated classical system. When parameters of the system slowly vary, both adiabatic and diabatic transitions can take place at drift rates that span many orders of magnitude. Only under an extremely negligible drift rate would all transitions into superposition states be suppressed. The wide range of energy level spacings could be a common property of quantum systems with non-local potentials that are related to resonant classical dynamical systems. Notions for adiabatic drift are discussed for quantum systems that are associated with classical ones with divided phase space.

CONTENTS

| | |
|--|----|
| I. Introduction | 1 |
| II. The eigenvalues of the Harper operator | 3 |
| A. Spacing between eigenvalues | 5 |
| B. Heuristic analogies for the sensitivity of the energy levels to the parameter b | 6 |
| III. Drifting the quantized Harper model | 7 |
| A. Varying the resonance center | 7 |
| B. Varying both resonance strength and location | 9 |
| IV. Summary and Discussion | 11 |
| References | 14 |
| A. Properties of the spectrum of the Harper operator | 15 |
| 1. The discrete and shifted Harper/finite almost Mathieu operator | 15 |
| 2. How shifts in parameter b affect the spectrum | 16 |
| 3. The derivatives of the eigenvalues with respect to drift parameter b | 19 |
| 4. Even dimension N | 19 |
| 5. Odd dimension N | 20 |
| 6. Degeneracy of eigenvalues | 20 |
| 7. Other potentials | 21 |
| 8. Determinants | 22 |
| 9. Estimate of the minimum eigenvalue spacing | 24 |
| B. Application of the Landau-Zener model | 27 |

| | |
|---|----|
| C. Comparing the eigenvalues of the Harper model to those of the Mathieu equation | 28 |
|---|----|

I. INTRODUCTION

In this study we contrast and explore notions of adiabatic behavior for a drifting classical and associated quantum Hamiltonian system on a torus. An advantage of studying a quantized system on the torus is that it is finite dimensional, facilitating numerical calculations and potential applications in quantum computing. Finite dimensional quantum spaces are relevant for evolution of spin systems (e.g., Bossion et al. 8) that are studied in the context of chemistry and nuclear physics. The ability to estimate whether a system behaves adiabatically is relevant for implementing effective adiabatic quantum computation algorithms [1] which can be used to solve satisfiability and other combinatorial search problems and some optimization problems [32]. The system we study, the quantized Harper model, resembles the pendulum dynamical system and that model describes superconducting transmons [5, 12, 22], so our study is relevant for control of quantum computers that leverage these devices [9].

Complex classical dynamical systems, including multiple planet systems [30] and particles in a plasma [11], can exhibit resonant behavior that can be described with Hamiltonian models that resemble the pendulum. The classical pendulum Hamiltonian

$$H_{\text{pend}}(p, \phi) = \frac{p^2}{2} - \epsilon \cos \phi \quad (1)$$

where momentum p and angle ϕ are canonical coordinates that are functions of time t and constant parameter ϵ describing the resonance strength sets the oscillation frequency at the bottom of the cosine potential well. This system exhibits two types of dynamical behavior: *libration*, where the angle $\phi(t)$ oscillates about

* aquillen@ur.rochester.edu

zero, and *circulation*, where ϕ continuously increases or continuously decreases in time. In phase space, the two types of behavior are separated by an orbit, known as the separatrix, that has an infinite period and contains the hyperbolic fixed point located at $(p, \phi) = (0, \pi)$.

A more general version of the pendulum model of equation 1 depends upon three parameters a, b, ϵ ;

$$H_{\text{pend}}(p, \phi)' = a \frac{(p - b)^2}{2} - \epsilon \cos \phi. \quad (2)$$

The parameter b shifts the locations of the fixed points. We consider the situation where the parameters a, b, ϵ are slowly varying in time. An example setting is the dynamics of a migrating moon or planet [6]. In celestial mechanics, the unperturbed system is expanded to second order in an action variable (giving the quadratic kinetic energy term). A gravitational perturbations from a planet is expanded in a Fourier series (giving ϕ dependent terms). A motivation for studying a system resembling the pendulum is that the Hamiltonian of a transmon in a resonator circuit QED setup takes the form of the Hamiltonian in equation 2 with momentum $p = n$ equal to the charge operator, the angle ϕ equal to the phase operator, the coefficient $a = 4E_C$ with E_C equal to the charging energy, the coefficient $\epsilon = E_J$, the Josephson energy and $b = n_g$ an offset charge [5, 22].

In classical Hamiltonian systems, Liouville's theorem implies that adiabatic drift is associated with near conservation of an action variable which depends upon a contour or surface in phase space that encloses a constant phase space volume. However, a particle that nears a separatrix orbit as the system varies must enter a non-adiabatic dynamical regime because the period of the separatrix is infinite due to the presence of a hyperbolic fixed point. Overcoming this difficulty, the Kruskal-Neishtadt-Henrard (KNH) theorem [21, 27] relates the probability of transition between different phase space regions to the rates that the enclosed phase space volumes vary. In celestial mechanics this process is called *resonance capture* (e.g., [6, 42]). The capture probability computed via the Kruskal-Neishtadt-Henrard theorem is accurate only if the drift rate is slower than a dimensionally derived function of the resonance libration frequency which also describes the rate that orbits diverge from unstable fixed points [29]. Even though dynamics near the separatrix is not actually adiabatic, resonance capture is often described as an adiabatic process as it only occurs at a slow drift rate. Classical Hamiltonian dynamics is deterministic, rather than probabilistic. However the sensitivity of the dynamics near a hyperbolic fixed point contained in the separatrix orbit means that the asymptotic behavior of a distribution of orbits that crosses a separatrix is well described with a probability.

Notions of adiabatic drift differ between classical and quantum systems. In a quantum system, adiabatic variation is often used to describe a slowly varying Hamiltonian operator that drifts sufficiently slowly that a system

initially in an eigenstate of the operator remains in an eigenstate of the Hamiltonian operator [7]. This principle is known as the *adiabatic theorem*. When the system drifts fast enough that a transition from one eigenstate to another takes place, the transition is called *diabatic*. The Landau-Zener model [39, 41, 44] for a drifting 2-state quantum system gives an expression for the probability of a diabatic transition as a function of the drift rate and the minimum energy difference between the two states at their closest approach.

Using Bohr-Sommerfeld quantization and the WKBJ semi-classical limit, Stabel and Anglin [36] showed that a quantum version of the Kruskal-Neishtadt-Henrard theorem holds for a drifting quantized double well potential. In this system, as the Hamiltonian operator slowly varies, there is a lattice of avoided energy level crossings in the vicinity of the separatrix of the associated classical system. Each energy level crossing can be approximated via the two-level Landau-Zener model, giving a connection between the probabilities of transition between quantum states and the growth rates of phase space areas [36].

We build upon the work by Stabel and Anglin [36], however, instead of a varying double well potential and using a semi-classical limit, we examine a quantized system on the torus that resembles the pendulum, known as the Harper model, which is equivalent to a discrete version of the Mathieu operator (arising from Schrödinger's equations for the quantum pendulum) called the finite almost Mathieu operator [37]. An advantage of using a discrete or finite dimensional operator is that we can explicitly calculate the energy differences between eigenstates. The classical Hamiltonian of the Harper model [19], describing the motion of electrons in a 2-dimensional lattice in the presence of a magnetic field, is

$$H_{\text{Harper}}(p, \phi) = a \cos p + \epsilon \cos \phi, \quad (3)$$

with canonical coordinates $p, \phi \in [-\pi, \pi]$ in a doubly periodic domain and real coefficients a, ϵ . For small momentum p , a constant minus the kinetic term is $1 - \cos p \approx p^2/2$ which resembles kinetic energy, so at small p , the Harper model exhibits dynamics similar to the pendulum. An advantage of studying the Harper Hamiltonian is that it can be quantized in a finite dimensional complex vector space. For this model, because it is finite dimensional and can be simply written in terms of clock and shift operators (see appendix A 1), it is straight-forward to compute its eigenvalues to high precision and calculate the distance between eigenvalues during avoided crossings. For the Harper model, quantization via Bohr-Sommerfeld quantization, by using two mutually unbiased bases related via Fourier transform to describe the operators $\hat{p}, \hat{\phi}$, or with a point operator constructed from discrete coherent state analogs to carry out Wigner-Weyl quantization is discussed by Quillen and Miakhel [31].

As we did in equation 2 for the pendulum, we modify the Harper model with an additional parameter b so that

the libration regions can be shifted, giving

$$H_{\text{Harper}}(p, \phi)' = a \cos(p - b) + \epsilon \cos \phi. \quad (4)$$

Figure 1 illustrates level curves of this Hamiltonian. The two panels in this figure show how the center of the librating region is shifted by the parameter b . The parameter ϵ controls the width of the librating regions. If $|\epsilon| < |a|$ and $a, \epsilon \neq 0$, phase space is divided into three regions, two with orbits that librate about $\phi = 0$ or π , and a circulating region where orbits cover all possible values of ϕ . The energies of the separatrix orbits can be found by identifying the hyperbolic fixed points. The separatrix orbits have

$$E_{\text{sep}} = \pm(|a| - |\epsilon|) \quad (5)$$

and there are two of them if $|a| \neq |\epsilon|$ and $a, \epsilon \neq 0$. If $|a| = |\epsilon| \neq 0$, the circulating region vanishes and there is only one separatrix energy which separates two librating regions.

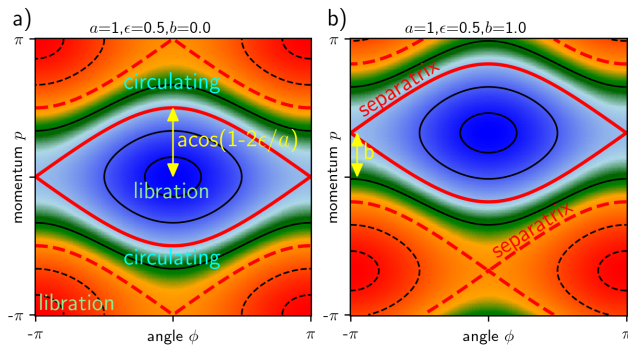


FIG. 1. Level curves in phase space of the classical Harper Hamiltonian of equation 4. Thick red level curves show the two separatrix orbits. Negative energies are shown with dotted contours. A comparison between left and right panels illustrates how the parameter b shifts the center of the librating regions. Parameters for the model are shown on the top of each panel. Librating and circulating regions are annotated on the left panel. The parameter ϵ sets the width of the librating region.

For the quantized version of the Harper model, we work in an N dimensional complex vector space that has an inner product. The quantized version of equation 4 is the Hermitian operator

$$\hat{h} = a \cos(\hat{p} - b) + \epsilon \cos \hat{\phi} \quad (6)$$

with operators \hat{p} and $\hat{\phi}$ defined in section A 1 (also see [31]).

II. THE EIGENVALUES OF THE HARPER OPERATOR

In this section we discuss how the set of eigenvalues or spectrum of the operator of equation 6 depends on

the parameters b, ϵ . For $a = 1, b = 0$, and $\epsilon = 0$, the Hamiltonian operator is equal to $\cos \hat{p}$ so its eigenvalues are $\cos(\frac{2\pi j}{N})$ with index $j \in \{0, 1, \dots, N-1\}$. For most values of index j , eigenvalues have multiplicity 2. With dimension N odd there is a single non-degenerate eigenvalue but for N even there are two. In Figure 2 for different values of ϵ we compute and plot the spectrum of \hat{h} . For $\epsilon > 0$, the eigenvalue degeneracy is broken, as can be seen on the left side of Figure 2 where pairs of eigenvalues split as ϵ increases.

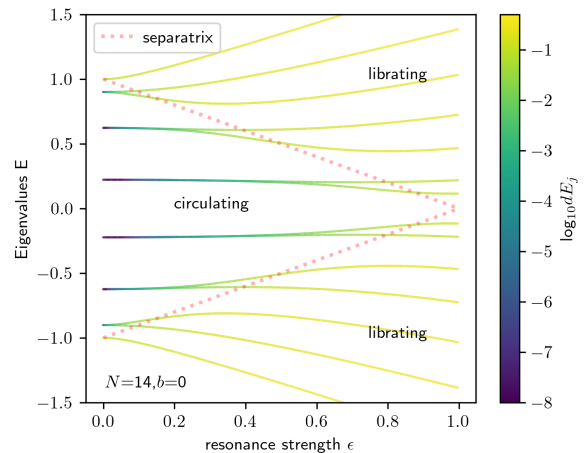


FIG. 2. Eigenvalues of the Hamiltonian operator in equation 6 for different values of resonance strength ϵ . Parameters $b = 0, a = 1$ remain fixed and the dimension $N = 14$. For $\epsilon > 0$, eigenvalues are in nearly degenerate pairs within the circulating region but well separated in the region associated with classically librating orbits. The red dotted line shows the separatrix energy values for the associated classical model (equation 5). As the resonance strength ϵ increases, the area within the separatrix orbit increases and more eigenstates are in the region associated with librating orbits. The colorbar gives an estimate for the log of the distance to the nearest eigenvalue for each eigenvalue and at each value of ϵ , however the colorbar is truncated at -8 so the spacings can be smaller than shown with navy blue points.

At the bottom of the cosine potential well, and at low energy, the spectrum of the Harper operator resembles that of a harmonic oscillator which has evenly spaced eigenvalues. For N even there is a reflective symmetry in the spectrum of \hat{h} about an energy of 0, (see appendix A 4). In Figure 2 we have drawn the energies of the separatrix for the associated classical system (given in equation 5) with dotted red lines. The spectrum consists of nearly degenerate eigenvalue pairs in the circulating region and the eigenvalues are well separated in the librating regions.

The lower half of Figure 2 resembles Figure 1 by Doncheski and Robinett [17] showing the spectrum of the quantum pendulum (equivalently, the eigenvalues of the Mathieu function) also as a function of strength parameter (also see [16], <https://dlmf.nist.gov/28.2>).

The spectrum of the quantum pendulum also exhibits nearly degenerate pairs of states above its separatrix and distinct and well separated energy states within its potential well [17]. The dichotomy of energy level spacing in the Harper operator is not caused by confinement to a torus as it is also present in the quantized pendulum with momentum $p \in [-\infty, \infty]$. Similarity between the spectrum of the Harper operator and the quantized pendulum is discussed in more detail in appendix C.

The spectrum of the operator \hat{h} in dimension N at particular values of the parameters a, b, ϵ is the set of eigenvalues $\{\lambda_j\}$ indexed by $j \in \{0, \dots, N-1\}$. For each spectrum computed with a specific value of parameters a, b, ϵ and for each eigenvalue λ_j we define the distance in energy to the nearest eigenvalue;

$$dE_j = \min_{k \neq j} |\lambda_j - \lambda_k|. \quad (7)$$

The $\log_{10}(dE_j)$ of the eigenvalue (or energy) spacings of the Hamiltonian operator in equation 6 are shown in color in Figure 2 and with numerical values corresponding to the colorbar on the right. The colorbar does not extend below $dE_j = 10^{-8}$, but the spacings decrease to zero on the left side as $\epsilon \rightarrow 0$ where pairs of eigenvalues become degenerate. Figure 2 shows that the Harper operator exhibits an extremely wide range of spacings between its eigenvalues.

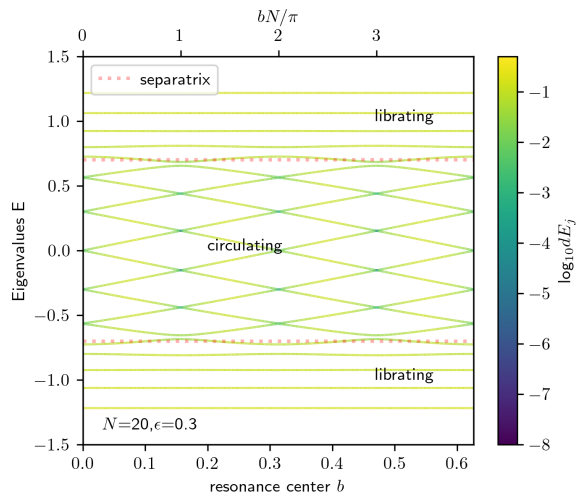


FIG. 3. Eigenvalues of the Hamiltonian operator in equation 6 for different values of parameter b . This figure is similar to Figure 2 except b varies instead of ϵ , and dimension $N = 20$. The parameter $\epsilon = 0.3$ is fixed. Energy levels in the librating regions do not vary quickly as b varies. However, energy levels in the circulating regions exhibit a lattice of avoided crossings. The axis on the top shows b in units of π/N . Avoided crossings in the circulating region occur where b is a multiple of π/N . A heuristic explanation for the dichotomy is given in section II B.

Figure 3 also shows the spectrum of the Hamiltonian operator in equation 6, however here we vary the b pa-

rameter while the resonance strength ϵ remains fixed. Figure 3 shows that the energy levels in the librating regions remain separated and do not vary very much. However, energy levels in the circulating region show a lattice of crossings, that are avoided, as we discuss below. By avoided we mean that the two energy levels don't actually cross, rather they approach each other then diverge from each other. The avoided crossings have extrema at b equal to a multiple of π/N , and for these values energy levels in the circulating region are nearly degenerate. The lattice of avoided crossings was also seen near a separatrix in the time-dependent double well potential model studied by Stabel and Anglin [36].

The lattice of avoided crossings seen in the circulating region in Figure 3 implies that the operator $\hat{h}(a, b, \epsilon)$ (equation 6) obeys symmetries that are described in more detail in appendix A and which we now summarize. With a, ϵ fixed, the spectrum is identical if b is shifted by $2\pi/N$ (theorem A.3). The spectrum has reflective symmetry about b for b a multiple of π/N (theorems A.5 and A.8). For N even, as shown in Figures 2 and 3, the spectrum itself is symmetrical about an energy of zero (theorem A.15). Degeneracy of eigenvalues is explored in appendix A 6. The eigenvalues are distinct if b is not a multiple of π/N (theorem A.18). Numerical calculations show that the spacing between nearly degenerate pairs of eigenvalues is smallest for b a multiple of π/N and that eigenvalues are distinct $a, \epsilon \neq 0$ as long as N is not a multiple of 4. There are two zero eigenvalues in the special case of N a multiple of 4 (lemma A.19). The near approaches of pairs of eigenvalues at b multiples of π/N could be related to two symmetries that are present for b a multiple of π/N (see commutators in equations A34 and A39 of theorems A.11, A.12). The fact that spacings are a minimum for specific values of b aids in computing the minimum distance between eigenvalues for drifting systems and is another advantage of exploring a simple system such as the Harper operator. Many of the symmetries associated with the lattice of avoided crossings are obeyed by operators that have potentials that are more general than the $\cos \hat{\phi}$ potential in the Harper operator, as discussed in appendix A 7.

With both b and ϵ increasing, there is both a lattice of avoided crossings in the circulating region and an increase in the number of eigenstates in the libration region, as shown in Figure 4. In the associated classical system, the area in phase space of the librating region grows while that in the circulating region shrinks. At an appropriate drift rate, a system begun in an circulating eigenstate would experience diabatic crossings within the circulating region, and then when approaching the separatrix could adiabatically remain in an eigenstate that starts to librate within the potential well, as described for the time dependent double well potential system by Stabel and Anglin [36]. This process is the quantum equivalent of the classical process known as *resonance capture*.

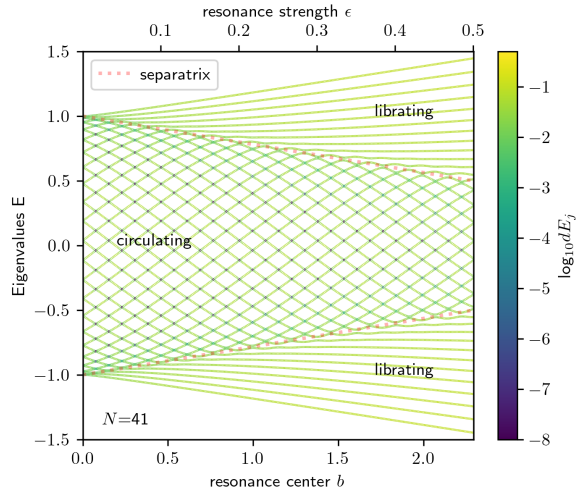


FIG. 4. Eigenvalues of the Hamiltonian operator in equation 6 for different values of parameters ϵ, b where both ϵ, b together increase linearly with values shown on the top and bottom axes. This Figure is similar to Figure 2 except the parameters b, ϵ both vary and dimension $N = 41$. As the resonance strength (set by ϵ) increases, more eigenstates are associated with librating orbits.

A. Spacing between eigenvalues

The Landau-Zener two-level model shows that during an avoided crossing the probability of a diabatic transition is a function of the drift rate and the minimum energy difference between the two states at their closest approach. When the parameters describing the Harper operator are time dependent, then the probability of diabatic transitions depends on the distances between energy levels. In this section we examine in more detail the near degeneracies seen in Figures 2 – 4.

To compute the eigenvalues in Figures 2 – 4 we used routines available in the `numpy` package within `Python` which uses the LAPACK linear algebra library. The distances between pairs of eigenvalues were so small that we were concerned about the accuracy of the calculation with the LAPACK linear algebra library. To check the accuracy of the calculation, we computed eigenvalues to a higher level of precision using the `Python` library for real and complex floating-point arithmetic with arbitrary precision `mpmath` [38]. In Figure 5 we show the smallest distance between eigenvalues for \hat{h} (equation 6) with $a = 1$ for fixed values of $\epsilon = 0.5, b = 0$ but as a function of N and computed to 50 digits of precision using the `mpmath` library. This is about 20 digits more accurate than computed with the conventional LAPACK library.

Figure 5 confirms that the distance between pairs of eigenvalues is non-zero and small within the circulating region and smallest in the center of the circulating re-

gion where the eigenstate energy is near zero. With the higher level of precision we find that the eigenvalues are not degenerate except in the case of N a multiple of 4, in which case there is a pair of zero eigenvalues. That there is a pair of zero eigenvalues for N a multiple of 4 is shown using the determinant of the operator computed in appendix A 8 and with lemma A.19). Within the circulating region, the distance between the pairs of eigenvalues decreases over orders of magnitude. The range of spacings between eigenvalues is remarkably vast and increases with increasing dimension N . In the high energy limit of the quantized pendulum which resembles the quantum rotor, and with increasing distance from the separatrix, the distance in energy between pairs of eigenvalues also approaches zero (e.g., [17], also see appendix C). For our system, because the circulating region is bounded on both sides by potential wells, the minimum spacing between eigenvalues is found in the center of the circulating region.

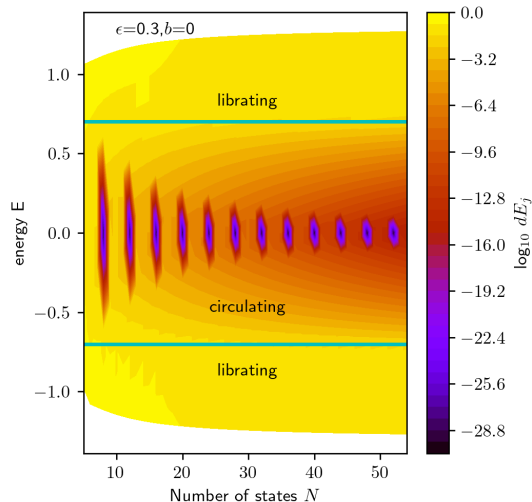


FIG. 5. We show the smallest distance, in color and with colorbar shown on the right, between neighboring eigenvalues as a function of eigenvalue (on the y -axis) and as a function of the number of states N in the Hilbert space on the x -axis for the Hamiltonian operator of equation 6 with $a = 1, b = 0$. The parameter ϵ is fixed and printed on the plot. The cyan thick lines show the energies of the separatrix classical orbits. For energies between the separatrix orbits there are near degeneracies between pairs of eigenstates. The pairs of eigenvalues are not the same except for N a multiple of 4 and in that case only for a pair of zero eigenvalues.

The spacing between eigenvalues at different values of ϵ for two different values of N , are shown in Figure 6. This figure also illustrates that the minimum distance between pairs of eigenvalues is found near an energy of 0 in the circulating region. The colorbar is in a log scale. Level contours within the circulating region are nearly linear suggesting that the energy level spacing in the circulating

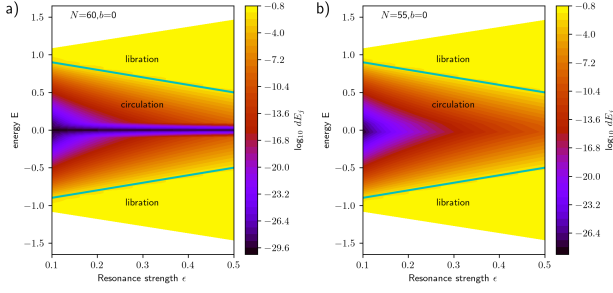


FIG. 6. a) We show the spacing, in color and with color-bar shown on the right, between neighboring eigenvalues as a function of eigenvalue (on the y axis) and as a function of the parameter ϵ (on the x -axis) for the Hamiltonian of equation 6 with $a = 1$, $b = 0$. The number of states is shown on the top left. For N a multiple of 4, there are two zero energy eigenvalues. b) Similar to a) but for an odd dimension N . The spacing between eigenvalues increases as ϵ increases and for each ϵ is smallest in the center of the circulating region. The distance between neighboring eigenvalues spans many orders of magnitude.

region is approximately a power of ϵ .

How the distance between nearby energy levels depends on eigenvalue index is shown in Figure 7 where we plot the eigenvalue spacing dE_j (defined in equation 7), as a function of eigenvalue index, with index j in order of increasing eigenvalue. Figure 7 illustrates that the distance between the pairs of nearly degenerate eigenvalues drops rapidly in the circulating region. The drop is nearly linear on a log plot implying that the spacing depends on a power of the index, with exponent dependent upon dimension N and ϵ . In Figure 7 we show eigenvalue spacing $N = 50$ even but not a multiple of 4, and $N = 52$ which is a multiple of 4. The spacings are similar except at $j/N \sim 0.5$ where in the $N = 52$ (divisible by 4) case there is a zero eigenvalue of multiplicity 2 giving $dE_j = 0$.

The minimum distance between any pair of eigenvalues is reached at the center of the circulating region. Figure 8 shows the minimum distance between any pair eigenvalues as a function of N and ϵ for $b = 0$ and $b = \pi/N$ and for N even but not a multiple of 4 and N odd. We find that the minimum distance is approximately given by

$$dE_{min} \sim \begin{cases} \epsilon^{\frac{(N-1)}{2}} \frac{3}{N} & \text{if } N \text{ odd} \\ \epsilon^{\frac{(N-2)}{2}} \frac{5}{N} & \text{if } N \bmod 4 = 2 \\ 0 & \text{if } N \bmod 4 = 0 \end{cases} \quad (8)$$

These functions are plotted on Figure 8 which shows that they approximately describe the minimum spacing computed numerically. Low order perturbative expansion techniques, which we use in the next section, are often used to estimate energy level spacings (e.g., [43]). However, the power of ϵ in equation 8 is high, so a low

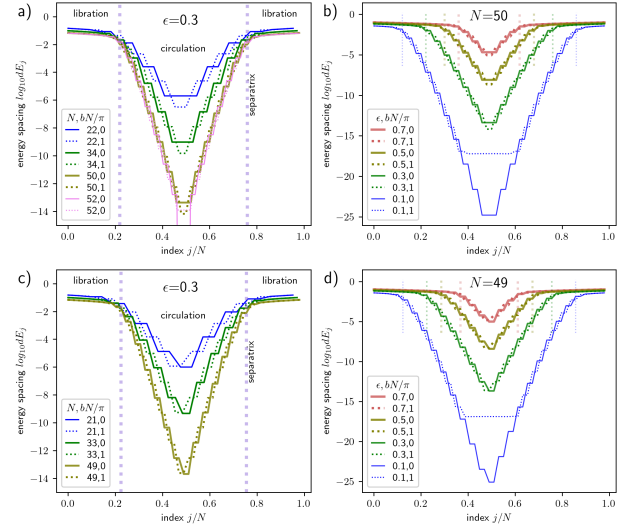


FIG. 7. a) The \log_{10} of spacings dE_j between neighboring energy levels is shown as a function of index j of ordered energy levels for different values of dimension N , for N even, and at resonance strength $\epsilon = 0.3$ for the operator $\hat{h}(a, b, \epsilon)$ with $a = 1$. The solid and dotted lines show spacings dE_j computed for $b = 0$ and $b = \pi/N$, respectively. The indices that have energy near that of the separatrices are shown with vertical dotted lines. b) Similar to a) except we show spacings for even $N = 50$ for 4 different values of ϵ . c) Similar to a) except for three different values of N odd. d) Similar to b) except we show spacing for odd $N = 49$. These figures illustrate that the spacing between pair of eigenvalues drops within the circulating region approximately as a power law.

order perturbative expansion would fail to estimate the minimum spacing between energy levels in the Harper operator. Using the characteristic polynomial of the operator $\hat{h}(1, 0, \epsilon)$, we give a rough derivation of equation 8 in appendix A 9.

B. Heuristic analogies for the sensitivity of the energy levels to the parameter b

In our finite dimensional space and for small resonant strength ϵ , an energy level of 0 is in the circulating region and is above the top of the cosine potential well. We approximate the Hamiltonian of equation 6 (with $a = 1$) as

$$\hat{h}(1, b, \epsilon) \approx \cos(\hat{p} - b) \quad (9)$$

which has eigenvalues

$$E_k(b) = \cos\left(\frac{2\pi k}{N} - b\right) \quad (10)$$

for $k \in \{0, 1, \dots, N-1\}$. Equivalently we can take $k \in -(N/2-1), \dots, N/2$ if N is even or $k \in \{-(N-1)/2, \dots, 0, \dots, (N-1)/2\}$ if N is odd. For $b = 0$ most

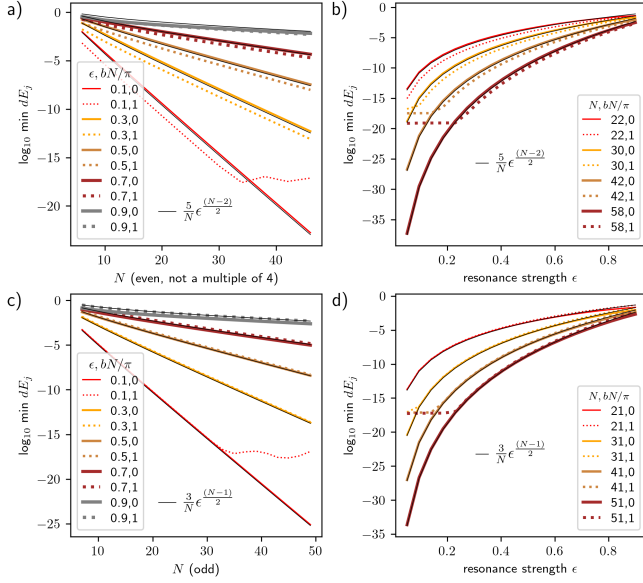


FIG. 8. a) The \log_{10} of the minimum spacing between eigenvalues ($\min dE_j$) for the operator $\hat{h}(a, b, \epsilon)$, with $a = 1$, as a function of N for N even but not a multiple of 4. We show the minimum space for different values of resonance strength ϵ . Solid lines have $b = 0$ and dotted lines $b = \pi/N$. The thin black lines show the estimate for the minimum gap given by equation 8. b) Similar to a) except as a function of resonance strength ϵ . c) Similar to a) except for N odd. d) Similar to b) except for N odd.

energy levels have multiplicity 2 as $E_k(0) = E_{-k}(0)$. For $b \neq 0$, $k > 0$, energy levels are split by

$$E_k(b) - E_{-k}(b) = 2 \sin\left(\frac{2\pi k}{N}\right) \sin b. \quad (11)$$

For small b the splitting between energy levels is first order in b . The energy levels diverge as b increases.

In contrast, at the bottom of the potential well in the Harper model the Hamiltonian can be approximated by a harmonic oscillator with Hamiltonian $\hat{h} = \hat{a}^\dagger \hat{a} + \text{constant}$ where \hat{a}^\dagger, \hat{a} are raising and lowering operators. The energy spectrum is a non degenerate ladder spectrum $E_n = n + \text{constant}$ with n a non negative integer. The eigenstates $|n\rangle$ obey $\hat{a}^\dagger \hat{a} |n\rangle = n |n\rangle$. A shift associated with parameter b can be modeled with a perturbation $\hat{V} = b\hat{p} = \frac{b}{\sqrt{2i}}(\hat{a} - \hat{a}^\dagger)$. First order perturbations vanish as $\langle n | \hat{V} | n \rangle = 0$. The perturbation gives second order perturbations to the energy levels

$$\begin{aligned} E_n(b) &\approx n + \frac{b^2}{2} \left(\frac{|\langle n+1 | (a - a^\dagger) | n \rangle|^2}{-1} + \frac{|\langle n-1 | (a - a^\dagger) | n \rangle|^2}{1} \right) \\ &\approx n - \frac{b^2}{2} + \mathcal{O}(b^3). \end{aligned} \quad (12)$$

The result is a shift in the spectrum that to second order in b does not affect the energy spacing between eigenstates.

These examples heuristically illustrate why the energy levels do not strongly vary in the librating regions as b varies but are quite sensitive to b in the circulating regions.

III. DRIFTING THE QUANTIZED HARPER MODEL

The near degeneracy of pairs of eigenstates for the Harper operator affects the adiabatic behavior of the drifting quantized system. A slowly varying quantum system with Hamiltonian operator $\hat{h}(t)$ a function of time t is described with the unitary transformation, called a propagator,

$$\hat{U}(t, t_0) = \mathcal{T} e^{-\frac{i}{\hbar} \int_{t_0}^t \hat{h}(t) dt} \quad (13)$$

where \mathcal{T} denotes time ordering for each portion of the integral and \hbar is Planck's constant. A system initially at time t_0 in quantum state $|\psi_0\rangle$ would be in state $\hat{U}(t, t_0) |\psi_0\rangle$ at a later time t .

We consider the time dependent Hamiltonian operator $\hat{h}(t) = \hat{h}(a, b(t), \epsilon(t))$ with operator $\hat{h}(a, b, \epsilon)$ equal to the Harper operator (equation 6). We allow parameters b and ϵ to drift linearly in time, and fix $a = 1$.

If the system drifts adiabatically, then a system begun in an eigenstate remains in an eigenstate. We denote $|v_i\rangle$ to be the eigenstates of the initial Hamiltonian $\hat{h}(t_0)$ and $|w_j\rangle$ to be eigenstates of the final Hamiltonian $\hat{h}(t_0 + T)$ where T is the duration of the drift. With the two sets of eigenstates, we compute a matrix of transition amplitudes

$$A_{ij} = |\langle w_j | \hat{U}(t_0, t_0 + T) | v_i \rangle|. \quad (14)$$

If the system drifts sufficiently adiabatically, the transition matrix A_{ij} would only contain 1s and zeros as a system begun in an eigenstate would remain in an eigenstate.

A. Varying the resonance center

Figure 9a shows transition matrices computed for a drifting system with $\hat{h}(a, b(t), \epsilon)$ (defined in equation 6) with parameters a, ϵ fixed and b varying linearly with time ($\frac{db}{dt}$ is constant) and initial $b(t = 0) = 0$. We compute the propagator $U(0, T)$ (equation 13) with drift duration T and for different drift durations. The total change in the b parameter is $\Delta b = 10 \frac{\pi}{N}$ and it is the same for each computed propagator but the duration T of the drift differs in each panel in Figure 9a. To construct the transition matrix, eigenstates are sorted in order of increasing energy. The transition matrix is shown

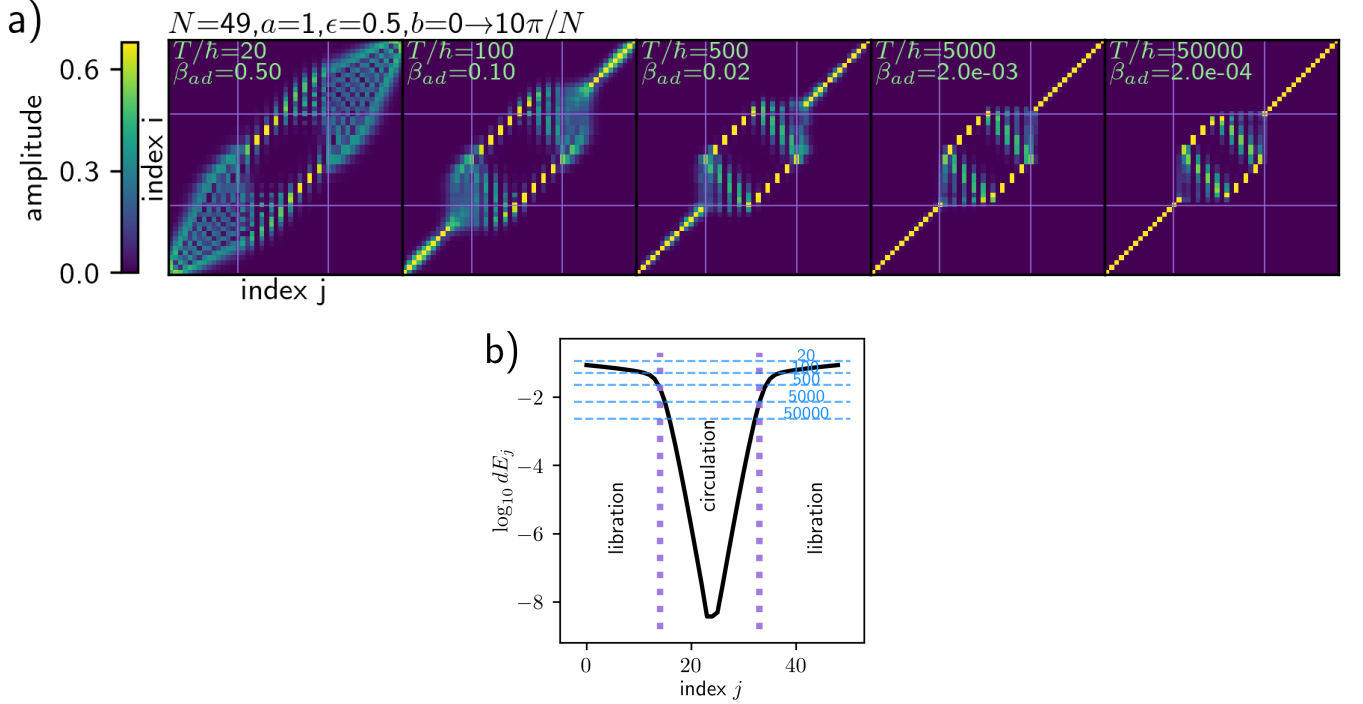


FIG. 9. a) We show the amplitudes of the transition matrix $A_{ij} = |\langle w_j | U(0, T) | v_i \rangle|$ as an image. The amplitudes are computed for different durations T using time dependent Hamiltonian operator $\hat{h}(a, b(t), \epsilon)$ (in the form of equation 6) with a, ϵ fixed but with b drifting linearly in time, initially at $b = 0$ and reaching a value of $10\pi/N$. The dimension $N = 49$. Indices in the transition matrix are ordered so that eigenvalues are increasing to the right and upward. The set of eigenstates $|v_i\rangle$ are those of the operator \hat{h} initially and the set of eigenstates $|w_j\rangle$ are those of the operator at the final time. Each panel shows the transition matrix amplitude computed for different durations of drift but for the same total change in system parameters. The transition matrix contains a 1 if the system remains in an eigenstate. If the amplitude is between 0 and 1 then transitions can occur. In the leftmost panel, the drift rate is sufficiently fast that transitions take place in the librating region but transitions are diabatic within the circulating region near the center of the image. b) The minimum distance between energy levels dE_j (defined in equation 7) for the operator \hat{h} is shown on the right. The indices with eigenvalues nearest the separatrices are shown with dotted purple vertical lines. For each drift rate shown in panel a), horizontal blue dashed lines show the spacing that would give a probability of about 1/2 for a diabatic transition estimated using the Landau-Zener model (using equation B6). This figure illustrates that the system undergoes transitions for all the drift rates we used, and would not be completely adiabatic (and transition-less) unless the drift duration was 5 orders of magnitude longer than our longest and slowest integration.

as a color image with the color of each pixel indexed by i, j , corresponding to the specific value of A_{ij} . The vertical axis gives the index i of the initial eigenstates and the horizontal axis is the index of j the final eigenstates. The indices of the states nearest the separatrix energies are shown with thin red horizontal and vertical lines.

Figure 9b shows the minimum spacing between pairs of eigenvalues reached as a function of index during the entire duration of the drift. Pairs of eigenvalues undergo different close approaches at b an even multiple of π/N and at b an odd multiple of π/N , so the smallest distance shown is the minimum taking into account both types of avoided crossings. The indices of energies nearest the separatrix energy are shown on the plot with red dotted lines. As expected, the minimum distance between eigenvalues is smallest in the center of the circulating region. Horizontal lines on this plot show an estimate (derived

in appendix B) based on the Landau-Zener model for the energy spacing between two states that would have a diabatic transition probability of 1/2 (computed with equation B6). A horizontal line is shown for each of the drift durations T shown in Figure 9a and the duration T values are labelled on top of each line.

Figure 9a shows that at rapid drift rates (with short duration for the drift), transitions take place between eigenstates in the librating region, whereas in the inner part of the circulating region there are diabatic transitions. At intermediate drift rates ($T/h = 500, 5000$), transitions are suppressed in the librating regions where the dynamical behavior is adiabatic and some transitions can take place in the outer parts of the circulating region. With decreasing drift rate, the diabatic transition region in the center of the circulating region shrinks. However, Figure 9b shows that the drift rate would need to be about 5 orders of magnitude lower than our longest inte-

gration to ensure that no transitions take place and that the system drifts adiabatically for any initial state.

We compare the drift rates for b shown in Figure 9 to the adiabatic limit for resonance capture estimated for the classical pendulum (following Quillen [29]). The KNH theorem holds and the classical system is said to be drifting adiabatically if $\dot{b} \ll \omega_0^2$ [29] where ω_0 is the frequency of libration and also the timescale of exponential divergence from the hyperbolic fixed point contained in the separatrix. This limit is consistent with the requirement that the time to cross the resonance width exceeds the libration period within resonance. For the classical pendulum in the form of equation 2, the frequency of libration $\omega_0 = \sqrt{a\epsilon}$ which is the same as that of the Harper classical Hamiltonian at the bottom of its potential well. We define a dimensionless ratio

$$\beta_{\text{ad}} \equiv \frac{\dot{b}}{\omega_0^2} = \frac{\Delta b}{T} \frac{1}{a\epsilon}. \quad (15)$$

where Δb is the change in b during a time T . In the classical setting, drift would be considered adiabatic if

$$\beta_{\text{ad}} \ll 1. \quad (16)$$

Each panel in Figure 9a, shows the β_{ad} parameter computed for the parameters of the integration. These are computed using $\hbar = 2\pi/N$ resulting from quantization [31]. For the shortest duration drift (the leftmost panel in Figure 9) with $T/\hbar = 20$, the ratio $\beta_{\text{ad}} = 0.5$ and as this is near 1, the drift is near the adiabatic limit. However for $T/\hbar = 500$, the ratio $\beta_{\text{ad}} = 0.02$ and is below the adiabatic limit for classical resonance capture. Figure 9 illustrates that at drift rates that are well below the classically estimated adiabatic limit for resonance capture, both adiabatic and diabatic transitions are likely.

B. Varying both resonance strength and location

In this section we vary both resonance strength, set by ϵ and the b parameter. We compare the transition matrix (equation 14) computed from the propagator (equation 13) that depends on the time dependent Hamiltonian $\hat{h}(a, b(t), \epsilon(t))$ at different drift rates. We compare the transition matrices for parameters that would give a low probability resonance capture in the associated classical system to one that would give a high probability of capture. A particle that starts in the circulating region and is later within a librating region is said to have been captured into resonance.

As shown by Henrard [21], Yoder [42] the probability of capture into resonance (provided drift is sufficiently adiabatic; $\beta_{\text{ad}} \ll 1$) depends on a ratio of the rate that two volumes in phase space vary. For a pendulum with Hamiltonian $H(p, \phi) = a\frac{p^2}{2} - \epsilon \cos \phi$, the area within the

resonance can be computed by integrating momentum inside the separatrix contour. At the separatrix energy $E_{\text{sep}} = a\frac{p^2}{2} - \epsilon \cos \phi = \epsilon$ giving $p(\phi) = \sqrt{\frac{2\epsilon}{a}} \sqrt{1 + \cos \phi}$. The area within the separatrix orbit

$$V_{\text{res}} = 2\sqrt{\frac{2\epsilon}{a}} \int_0^{2\pi} \sqrt{1 + \cos \phi} d\phi = 16\sqrt{\frac{\epsilon}{a}}. \quad (17)$$

We use the pendulum to estimate the area inside the separatrix as it is much easier to integrate than the Harper model. The rate that the area of phase space within the resonance varies is

$$\dot{V}_{\text{res}} = \frac{8\dot{\epsilon}}{\sqrt{\epsilon a}} = \frac{8\dot{\epsilon}}{\omega_0}. \quad (18)$$

The rate that the upper separatrix sweeps up volume in phase space, is $\dot{V}_+ = 2\pi\dot{b}$. The probability of capture into resonance (or capture into a libration region from a circulating region) based on the KNH theorem is

$$P_c \approx \frac{\dot{V}_{\text{res}}}{\dot{V}_+} \approx \frac{\dot{\epsilon}}{\dot{b}} \frac{4}{\pi\sqrt{\epsilon a}}. \quad (19)$$

In Figure 10 we show transition matrices computed with both ϵ and b varying linearly in time. The total distance in b and ϵ that vary during the integration are shown on the top of each subfigure. The probability of capture, P_c , into the librating region is computed via equation 19 using the value of ϵ midway through the integration and is printed on the top of each plot. For Figure 10a, the ratio $b/\dot{\epsilon}$ is sufficiently high that the probability of capture into the libration region is low. The opposite is true in Figure 10b where the probability of capture into the librating region is high. The dimensionless number β_{ad} (equation 15), characterizing whether the drift rate of the associated classical system would be considered adiabatic, is written on each panel.

Figure 10a the total drift in b is about 1/3 of the distance across the 2π range for momentum \hat{p} . Because the probability of capture is low, most states that are initially within the circulation region remain in that region, to high probability, unless the drift rate is high. In Figure 10b, because the libration region grows in size, states initially in the circulating region are likely to transition into the librating region.

The dimensionless ratio Γ of the Landau-Zener model is conceptually similar to the dimensionless parameter β_{ad} of equation 15. The dimensionless quantity β_{ad} is approximately the ratio of the time it takes the resonance to drift the distance of a resonance width and the libration period. The parameter Γ is approximately the ratio of the time it takes to drift the eigenvalues a distance equal to the energy difference of the avoided crossing and the period of phase oscillations in the avoided crossing (which depends on the minimum energy difference and \hbar). Dimensionless ratios β_{ad} and Γ are both likely to be important in a resonant quantum system, as $\beta_{\text{ad}} \ll 1$ is required for transition probability integrated

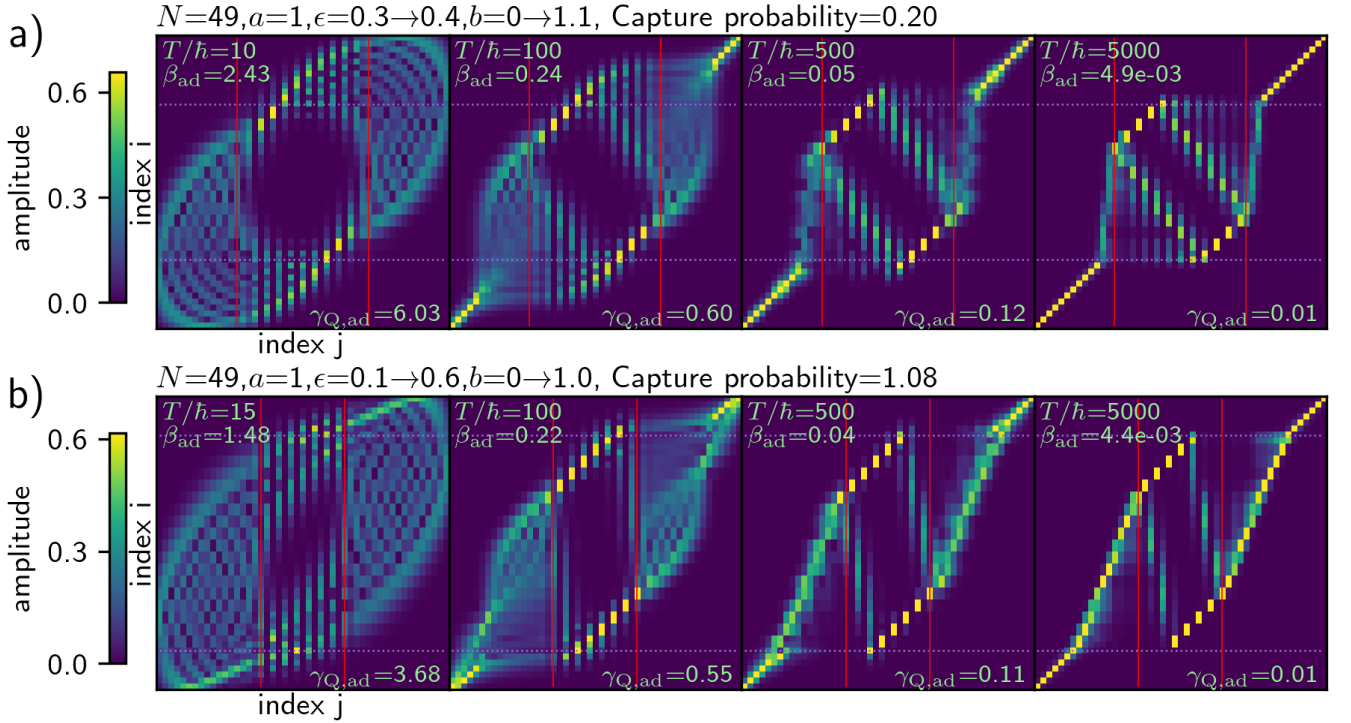


FIG. 10. a) Similar to Figure 9a except we show transition matrices for the operator $\hat{h}(a, b(t), \epsilon(t))$ with both b and ϵ varying. The probability of capture into the librating region is computed via equation 19 (via the KNH theorem) and is printed on the top of the image. For this series of integrations, the probability of capture is low. The dimensionless ratio β_{ad} which determines whether resonance capture is adiabatic for the associated classical system (computed via equation 15) is printed on each panel. The dimensionless ratio $\gamma_{Q,\text{ad}}$ (equation 20) describes whether drift is likely to cause Landau-Zener diabatic transitions in the librating regions is also printed on each panel. The red thin solid vertical lines are at the indices of the separatrices at the end of the simulation. The dotted thin horizontal purple lines are at the indices of initial location of the separatrices. b) Similar to a) except ϵ and b are chosen so that the probability of capture into resonance is high.

over different regions in phase space to match those predicted by the KNH theorem, whereas $\Gamma \ll 1$ is required for suppression of diabatic transitions between states.

We construct a dimensionless parameter in the spirit of the Landau-Zener model but dependent upon the energy level spacing in the bottom of the cosine potential well. For the Harper operator, the spacing between energy levels at the bottom of the potential well is $\Delta E = \hbar\omega_0$ with oscillation frequency $\omega_0 = \sqrt{a\epsilon}$. The Γ factor of the Landau-Zener model is the ratio of the square of an energy difference to \hbar times an energy drift rate. It can be described as the ratio of the time to cross the energy difference at a specified energy drift rate and the period of phase oscillations caused by this energy difference. We construct a similar dimensionless quantity $\Gamma_{\text{ad}} = \frac{(\hbar\omega_0)^2}{\hbar\alpha}$ where α is an energy drift rate. If b drifts by 2π then energy varies between its lowest and highest values, which for $|\epsilon/a| < 1$ is a range of about $2a$, giving $\alpha \sim ab/\pi$. So that we have a parameter that is small when the system drifts adiabatically, we define a dimensionless ratio that

is the inverse of Γ_{ad} ;

$$\gamma_{Q,\text{ad}} = \Gamma_{\text{ad}}^{-1} \sim \frac{\hbar ab}{\pi(\hbar\omega_0)^2} \sim \frac{1}{\pi\hbar\epsilon} \frac{\Delta b}{T} \sim \frac{N}{2\pi^2\epsilon} \frac{\Delta b}{T}, \quad (20)$$

where we have used $\hbar = \frac{2\pi}{N}$ as the effective value of \hbar for the quantized Harper operator [31]. The values of the dimensionless ratio $\gamma_{Q,\text{ad}}$ are printed on each panel in Figure 10 a, b.

In Figure 10 we confirm that when $\gamma_{Q,\text{ad}} \ll 1$ transitions between states in the librating region are unlikely. While $\gamma_{Q,\text{ad}}$ is estimated using the energy spacing in the librating region, the difference in energy levels near the separatrix is only a few times smaller (see Figure 9b) than that in at the bottom of the potential well in the libration region. Thus $\gamma_{Q,\text{ad}}$ can be used to estimate whether transitions are adiabatic or diabatic near the separatrices. As the probability of capture into resonance depends upon the nature of transitions in the vicinity of the separatrix, $\gamma_{Q,\text{ad}}$ could give a quantum based estimate for whether transitions (or tunneling) would cause a deviation from the prediction of the KNH theorem.

Due to transitions into superposition states (also described as quantum tunneling), the classically estimated probability of capture into resonance (estimated via the

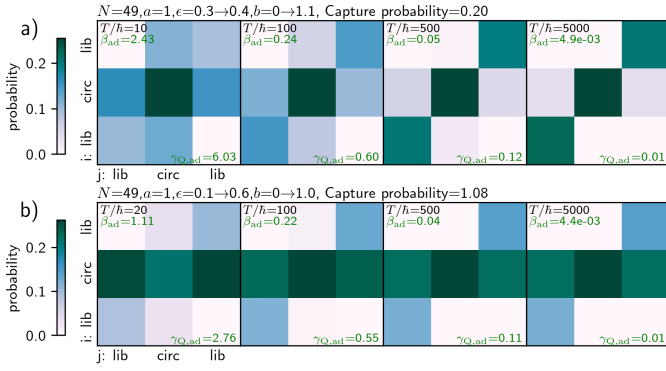


FIG. 11. a) For the same integrations shown in Figure 10a, we show the probability of transition between an initial libration or circulation region and a final libration or circulation region. At slow drift rates (on the right) states begun in a librating region remain there and states begun in a circulating region remain there because the classically estimated probability of capture into resonance is low. At faster (and non-adiabatic) drift rates (on the left), transitions take place between states in circulating and librating regions. b) Similar to a) except for the integrations shown in Figure 10b. Because the resonance grows in width and the classically estimated probability of resonance capture is high, there are transitions between states initially in a circulating region and those in a librating region. At the two slowest drift rates (the right most two panels in a, and b)) the probabilities of transition between different regions are similar, indicating that drift is both classically adiabatic, $\beta_{ad} < 1$ and a quantum version of the KNH theorem holds (as shown by Stabel and Anglin [36]).

KNH theorem) can underestimate the probability of capture into resonance. Stabel and Anglin [36] found that by summing over probabilities of Landau-Zener transitions, the KNH theorem could be modified to take into account both diabatic and adiabatic transition probabilities. In Figure 11 we compute the probabilities of transition between initial libration and circulation and final libration and circulation regions for the same integrations shown in Figure 10. The transition probabilities are estimated by summing the square of the transition matrix elements in regions of the transition matrix that are bounded by the indices of states with energies closest to those of the separatrix orbits. This Figure illustrates that a sum of transition probabilities between regions is sensitive to the drift rate, though as both β_{ad} and $\gamma_{Q,ad}$ decrease as the drift rate decreases, it is difficult to separate between classical and quantum non-adiabatic behavior. We infer that the KNH theorem holds in the adiabatic limit of both $\beta_{ad} \ll 1$ and $\gamma_{Q,ad} \ll 1$ as the probabilities of transitions between regions of phase space approach values that are independent of drift rate in this limit. This inference is consistent with the picture described by Stabel and Anglin [36] generalizing the KNH theorem in the quantum setting. Note that even at the low drift rates on the right hand side of Figure 12 transitions between eigenstates take place within the circulation region where

the energy levels are nearly degenerate. Thus the KNH is likely obeyed in the quantum system even when transitions into superposition states take place.

Whereas dimensionless parameters β_{ad} (characterizing the adiabatic limit) and P_{cap} (the probability of capture) are quantities describing the drifting classical model, $\gamma_{Q,ad}$ depends on Planck's constant \hbar . In Figure 12 we compare transition matrices for the same set of drift durations as shown in Figure 10b that has a high probability of capture into resonance, but with different dimensions N and associated effective values of \hbar . Figure 12 shows that the probabilities of transitions between different regions of phase space is insensitive to drift rate as long as both $\gamma_{Q,ad} \ll 1$ and $\beta_{ad} \ll 1$. The transition matrices shown in Figure 12 have similar morphology at the two different N values, so we attribute to the small differences in transition probabilities in Figure 12a, b to differences in the fraction of states in the different regions at low N .

The morphology of the transition matrices in Figure 12a, b are remarkably similar, so we suspect that the classical adiabatic parameter β_{ad} governs the probability of transitions between regions of phase space, though the Landau-Zener model would determine whether diabatic or adiabatic transitions take place between nearby (in energy) quantum states.

IV. SUMMARY AND DISCUSSION

The finite dimensional Harper operator is a simple quantum system on the phase space of a torus that exhibits complex behavior when time dependent. Even though it is remarkably simple when written in terms of shift and clock operators (see appendix A 1), and is related to an integrable (non-chaotic) classical system (see Figure 1), the notion of adiabatic drift is non-trivial in the quantum system because of the presence of separatrix orbits in the associated classical system that divide phase space into librating and circulating regions. Because the operator is finite dimensional, it is straight forward to numerically evaluate its spectrum and because it is simply written in terms of operators, a number of symmetries can be exploited to aid in studying its spectrum (see appendix A).

We find that the nature of spectrum of the quantized system depends upon whether eigenstate energies are in the circulating or librating region of the associated classical system. Within the librating region, energy levels are well separated, however, in the circulating region, pairs of eigenvalues are nearly degenerate. When the center of the resonance is drifted, via increasing or decreasing the b parameter which sets the center of resonance, the spectrum in the circulating region exhibits a lattice of avoided energy level crossings (Figures 3, and 4). In the librating region, the energy levels are shifted and the spacing

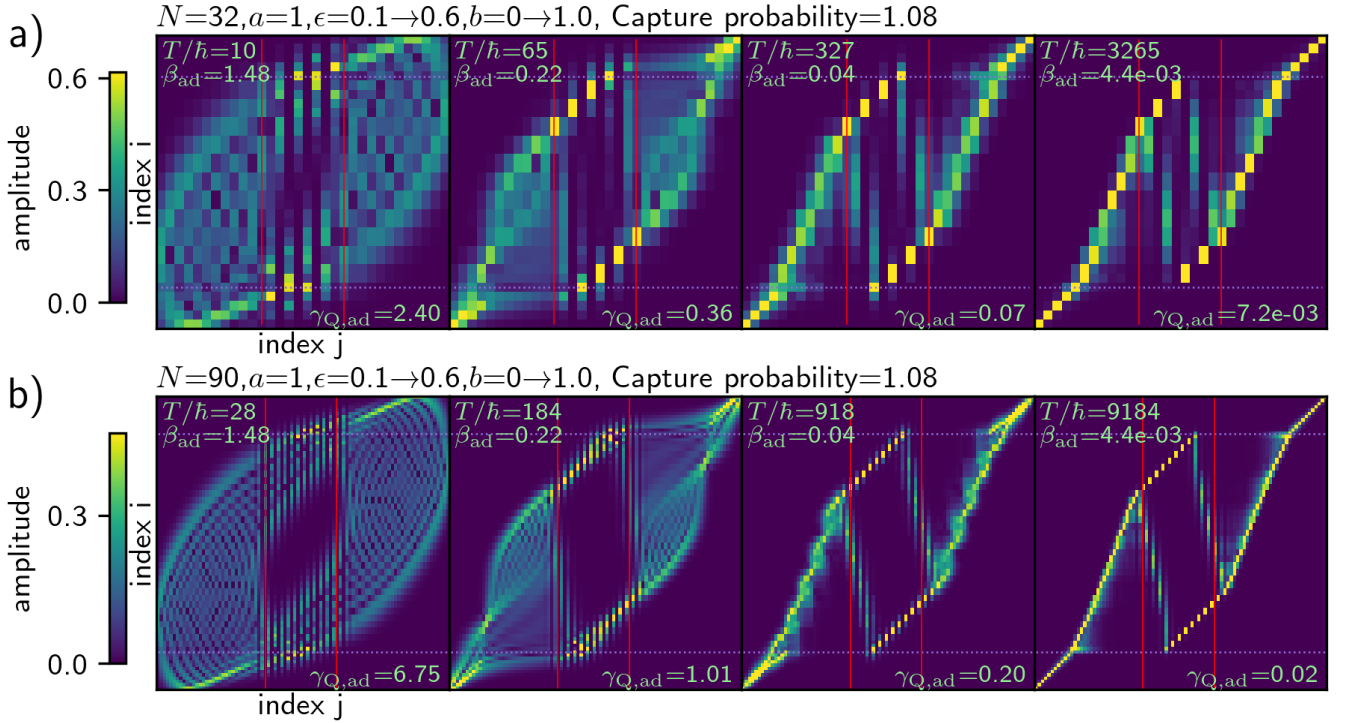


FIG. 12. a) Similar to Figure 10b except the dimension of the quantum system $N = 31$ differs and is lower than in Figure 10b. The durations T of the drifts are the same as in Figure 10b. b) Similar to a) except $N = 61$ is higher. Classical quantities β_{ad} (characterizing the adiabatic limit) and capture probability P_{cap} are the same in a) and b) but because the effective value of \hbar differs between the two operators, the parameter $\gamma_{Q,ad}$, describing the likelihood of Landau-Zener transitions in the librating regions, differs between a) and b). The regions of phase space that undergo transitions are similar in the two models and governed by the classical adiabatic parameter β_{ad} .

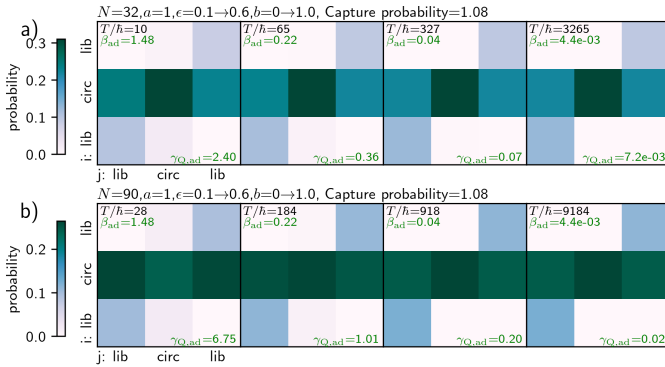


FIG. 13. a) For the same integrations shown in Figure 12a, we show the probability of transition between an initial libration or circulation region and a final libration or circulation region. b) Similar to a) except for the integrations shown in Figure 12b.

varies to a lesser extent. The difference in behavior is explained heuristically in section IIB with a perturber harmonic oscillator (for the librating region) and rotor (for the circulating region). Symmetries of the Harper operator imply that near degeneracies in the spectrum occur at b multiples of π/N (see appendixes A 2, A 3, A 6

and Figure 3).

Despite the simplicity of the Harper operator, it exhibits an extremely wide range in its energy level spacings which affects evolution of the quantum system when the Hamiltonian operator is time dependent. For parameter b (which sets the resonance center) slowly varying, the energy levels of eigenstates in the librating region are not much affected, however energy levels within the circulating region undergo a series of close approaches with minimum distance between pairs of eigenvalues that span many orders of magnitude (e.g., see Figure 7). The minimum spacing is in the middle of circulating region and depends on a high power of the resonance strength parameter (equation 8, appendix A 9). This high power would be difficult to predict with conventional perturbation theory. We computed the propagator of the time dependent Hamiltonian operator for systems that vary the same total amount in b but over different durations. For a quantum state initialized in an eigenstate, transitions take place over a wide range in drift rates (see Figure 9). Only at drift rates many orders of magnitude below the classical adiabatic limit for resonance capture would a system initially begun in any eigenstate remain in one.

In quantum systems, one notion of adiabatic drift is that drift is sufficiently slow that a system initialized in

an eigenstate state of a time dependent Hamiltonian operator would remain in an eigenstate of the Hamiltonian. This notion is consistent with the two level Landau-Zener model. In this sense, only at negligible drift rates would the time dependent Harper operator behave adiabatically for all possible initial conditions. This is not inconsistent with the fact pointed out by Berry and Robnik [3]; adiabatic and semiclassical limits give opposite results when two levels in a slowly-changing system pass a near-degeneracy.

In a classical system containing a separatrix orbit, an alternate notion of adiabatic behavior is whether the probability for resonance capture is well described by a probability computed via the KNH theorem which is based on conservation of volume in phase space (Liouville's theorem). At sufficiently slow drift rates, by taking account all transition probabilities, Stabel and Anglin [36] showed using a semi-classical limit that a quantum system approaches the same resonance capture probability as predicted from the KNH theorem. We support, confirm and expand on the work by Stabel and Anglin [36] with a complimentary and finite dimensional Hamiltonian model. A classical drifting resonance can be described via two dimensionless parameters, a capture probability (computed via the KNH theorem) and a dimensionless parameter that describes whether the drift is sufficiently slowly that it is considered adiabatic (the β_{ad} parameter of equation 15). For a resonant quantum system we estimate an additional dimensionless parameter $\gamma_{\text{Q,ad}}$ (equation 20), similar to the Γ parameter of the Landau-Zener model, to describe whether states in the resonance libration region are sufficiently separated (in energy) that the drift rate would not cause diabatic transitions near the separatrix energy. We find that probabilities of transition between different regions of phase space seems primarily dependent upon the classical parameter, with probability approaching a constant value for $\beta_{\text{ad}} \ll 1$. However, transitions in the vicinity of the separatrix cease for $\gamma_{\text{Q,ad}} \ll 1$. Because of the wide range in energy level spacings that are present in a quantized system associated with a classical one that contains a separatrix orbit, transitions between eigenstates take place in the circulation region even if the drift rate is sufficiently slow that the KNH theorem should hold. In other words, drift can be sufficiently adiabatic that the KNH theorem would be obeyed in a quantum system, taking into account multiple transitions near the separatrix region. Yet a system begun in an eigenstate would not necessarily remain in one particularly if there is a large range in separations between neighboring eigenvalues. The notion of adiabatic behavior in which both quantized and classical systems obey the KNH theorem for resonance capture is consistent with but differs from the notion of adiabatic behavior in which a system begun in an eigenstate remains in an eigenstate of a time dependent Hamiltonian operator. In the vicinity of a separatrix in a classical system, the dynamics is not strictly adiabatic. The asso-

ciated quantum manifestation of non-adiabatic behavior near the separatrix energy could be the existence of diabatic transitions.

Expansion of a non-local or long range perturbation, such as the gravitational force from a planet, gives a series of cosine terms, each associated with an orbital resonance (e.g., [30]). Hence cosine potential terms are ubiquitous in many complex classical Hamiltonian systems. Many of the symmetries obeyed by the quantized Harper model would also be obeyed by finite dimensional quantum operators with additional Fourier terms (see appendix A 7). There is similarity between the spectrum of the finite dimensional Harper operator and the Mathieu equation (appendix C). This implies that the finite dimensional Harper model and its variants could be used to approximate infinite dimensional quantum systems with cosine or more complex non-local potentials. Future studies could attempt to determine if there is a type of universality associated with resonant quantum systems that is illustrated via the deceptively simple looking Harper operator.

The quantum pendulum has nearly degenerate eigenvalues with spacing that decreases as index $m \rightarrow \infty$. Consequently for any drift rate, no matter how slow, there would be some energy above which diabatic transitions would occur (see appendix C). Despite the fact that the distance between pairs of energy levels increases with energy ($\propto m^2$ with eigenstate index m), the energy difference between the states in each pair shrinks rapidly. The difference drops so rapidly (via a power law) that near degeneracy can be reached at a moderate energy. In this sense, it is amusing to think of the the quantized pendulum as an example of a quantum system that has no formal adiabatic limit. An implication is that if ionization (or transitions to the circulating region) can occur (e.g., in transmons [18]) then non-adiabatic phenomena could be present over a wide range of possible drift or driving frequencies.

While there are a number of techniques for placing limits on eigenvalues of an operator using perturbation theory or with the Cauchy interlacing theorem or Weyl's inequalities, (e.g., [4, 28]), it is more challenging to place limits on the spacing between eigenvalues (though see [20, 23, 26, 43]). This motivates studying specific systems, such as the Harper model, which could represent a class of resonant models, and for developing additional tools in linear algebra to aid in estimating distances between eigenvalues.

Adiabatic and diabatic phenomena are relevant for design of counter-diabatic protocols or transitionless quantum driving [10, 14, 34], and adiabatic computational algorithms. Design of varying Hamiltonians that purposely contain a range of gap sizes could be used for the opposite effect, giving enhanced numbers of transitions for fast effective thermalization. The system we have studied here is based on an integrable classical system, and more complex phenomena is likely to be present in drifting systems that are associated with chaotic classical

We thank Sreedev Manikoth for helpful discussions.

systems (e.g., [31]).

Acknowledgements

Figures in this manuscript are generated with python notebooks available at <https://github.com/aquillen/H0drift>.

-
- [1] Albash, T., Lidar, D.A., 2018. Adiabatic quantum computation. *Reviews of Modern Physics* 90, 015002. doi:doi:10.1103/RevModPhys.90.015002, [arXiv:1611.04471](https://arxiv.org/abs/1611.04471).
 - [2] Appleby, D.M., 2005. Symmetric informationally complete-positive operator valued measures and the extended Clifford group. *Journal of Mathematical Physics* 46, 052107. doi:doi:10.1063/1.1896384, [arXiv:quant-ph/0412001](https://arxiv.org/abs/quant-ph/0412001).
 - [3] Berry, M.V., Robnik, M., 1984. Semiclassical level spacings when regular and chaotic orbits coexist. *Journal of Physics A Mathematical General* 17, 2413–2421. doi:doi:10.1088/0305-4470/17/12/013.
 - [4] Bhatia, R., 2007. Perturbation Bounds for Matrix Eigenvalues. volume 53 of *Classics in Applied Math*. Longman Scientific & Technical, New York : Wiley.
 - [5] Blais, A., Grimsmo, A.L., Girvin, S.M., Wallraff, A., 2021. Circuit quantum electrodynamics. *Rev. Mod. Phys.* 93, 025005. URL: <https://link.aps.org/doi/10.1103/RevModPhys.93.025005>, doi:doi:10.1103/RevModPhys.93.025005.
 - [6] Borderies, N., Goldreich, P., 1984. A simple derivation of capture probabilities for the $j+1:j$ and $j+2:j$ orbit-orbit resonance problems. *Celestial mechanics* 32, 127–136. URL: <https://doi.org/10.1007/BF01231120>, doi:doi:10.1007/BF01231120.
 - [7] Born, M., Fock, V., 1928. Beweis des Adiabaten-satzes. *Zeitschrift für Physik* 51, 165–180. doi:doi:10.1007/BF01343193.
 - [8] Bossion, D., Ying, W., Chowdhury, S.N., Huo, P., 2022. Non-adiabatic mapping dynamics in the phase space of the $SU(N)$ Lie group. *Journal of Chemical Physics* 157, 084105. doi:doi:10.1063/5.0094893.
 - [9] Champion, E., Wang, Z., Parker, R., Blok, M., 2024. Multi-frequency control and measurement of a spin-7/2 system encoded in a transmon qudit. *arXiv e-prints*, [arXiv:2405.15857](https://arxiv.org/abs/2405.15857)doi:doi:10.48550/arXiv.2405.15857, [arXiv:2405.15857](https://arxiv.org/abs/2405.15857).
 - [10] Chen, X., Ruschhaupt, A., Schmidt, S., del Campo, A., Guéry-Odelin, D., Muga, J.G., 2010. Fast optimal frictionless atom cooling in harmonic traps: Shortcut to adiabaticity. *Phys. Rev. Lett.* 104, 063002. URL: <https://link.aps.org/doi/10.1103/PhysRevLett.104.063002>, doi:doi:10.1103/PhysRevLett.104.063002.
 - [11] Chirikov, B.V., 1979. A universal instability of many-dimensional oscillator systems. *Physics Reports* 52, 263–379. doi:doi:10.1016/0370-1573(79)90023-1.
 - [12] Cohen, J., Petrescu, A., Shillito, R., Blais, A., 2023. Reminiscence of Classical Chaos in Driven Transmons. *PRX Quantum* 4, 020312. doi:doi:10.1103/PRXQuantum.4.020312, [arXiv:2207.09361](https://arxiv.org/abs/2207.09361).
 - [13] Condon, E.U., 1928. The Physical Pendulum in Quantum Mechanics. *Physical Review* 31, 891–894. doi:doi:10.1103/PhysRev.31.891.
 - [14] Demirplak, M., Rice, S.A., 2008. On the consistency, extremal, and global properties of counterdiabatic fields. *Journal of Chemical Physics* 129, 154111–154111. doi:doi:10.1063/1.2992152.
 - [15] Dickinson, B.W., Steiglitz, K., 1982. Eigenvectors and functions of the discrete fourier transform. *IEEE Transactions on Acoustics, Speech, and Signal Processing ASSP*-30.
 - [16] DLMF, . NIST Digital Library of Mathematical Functions. <https://dlmf.nist.gov/>, Release 1.2.4 of 2025-03-15. URL: <https://dlmf.nist.gov/>. f. W. J. Olver, A. B. Olde Daalhuis, D. W. Lozier, B. I. Schneider, R. F. Boisvert, C. W. Clark, B. R. Miller, B. V. Saunders, H. S. Cohl, and M. A. McClain, eds.
 - [17] Doncheski, M.A., Robinett, R.W., 2003. Wave packet revivals and the energy eigenvalue spectrum of the quantum pendulum. *Annals of Physics* 308, 578–598. URL: <https://www.sciencedirect.com/science/article/pii/S0003491603001714>, doi:doi:https://doi.org/10.1016/S0003-4916(03)00171-4.
 - [18] Dumas, M.F., Groleau-Paré, B., McDonald, A., Muñoz-Arias, M.H., Lledó, C., D’Anjou, B., Blais, A., 2024. Measurement-Induced Transmon Ionization. *Physical Review X* 14, 041023. doi:doi:10.1103/PhysRevX.14.041023, [arXiv:2402.06615](https://arxiv.org/abs/2402.06615).
 - [19] Harper, P.G., 1955. Single Band Motion of Conduction Electrons in a Uniform Magnetic Field. *Proceedings of the Physical Society A* 68, 874–878. doi:doi:10.1088/0370-1298/68/10/304.
 - [20] Haviv, M., Rothblum, U.G., 1984. Bounds on distances between eigenvalues. *Linear Algebra and its Applications* 63, 101–118. URL: <https://www.sciencedirect.com/science/article/pii/0024379584901381>, doi:doi:https://doi.org/10.1016/0024-3795(84)90138-1.
 - [21] Henrard, J., 1982. Capture Into Resonance - an Extension of the Use of Adiabatic Invariants. *Celestial Mechanics* 27, 3–22. doi:doi:10.1007/BF01228946.
 - [22] Koch, J., Yu, T.M., Gambetta, J., Houck, A.A., Schuster, D.I., Majer, J., Blais, A., Devoret, M.H., Girvin, S.M., Schoelkopf, R.J., 2007. Charge-insensitive qubit design derived from the Cooper

- pair box. Phys. Rev. A 76, 042319. URL: <https://link.aps.org/doi/10.1103/PhysRevA.76.042319>, doi:doi:10.1103/PhysRevA.76.042319.
- [23] Mignotte, M., 1982. Some Useful Bounds. Springer-Verlag, Vienna, Vienna. volume 4 of *Computing Supplementum (COMPUTING, volume 4)*. pp. 259–263. URL: https://doi.org/10.1007/978-3-7091-3406-1_16, doi:doi:10.1007/978-3-7091-3406-1_16.
- [24] Molinari, L.G., 2008. Determinants of block tridiagonal matrices. Linear Algebra and its Applications 429, 2221–2226. URL: <https://www.sciencedirect.com/science/article/pii/S0024379508003200>, doi:doi:https://doi.org/10.1016/j.laa.2008.06.015.
- [25] Molinari, L.G., 2025. Lesson 6: Tridiagonal matrices. http://www.teor.mi.infn.it/~molinari/RMT/molinari_RMT.html.
- [26] Movassagh, R., 2017. Generic Local Hamiltonians are Gapless. Physics Review Letters 119, 220504. doi:doi:10.1103/PhysRevLett.119.220504, arXiv:1606.09313.
- [27] Neishtadt, A., 1975. Passage through a separatrix in a resonance problem with a slowly-varying parameter. Prikladnaia Matematika i Mekhanika 39, 621–632.
- [28] Parlett, B.N., 1998. The symmetric eigenvalue problem. SIAM’s Classics in Applied Mathematics, Society for Industrial and Applied Mathematics.
- [29] Quillen, A.C., 2006. Reducing the probability of capture into resonance. Monthly Notices of the Royal Astronomical Society 365, 1367–1382. doi:doi:10.1111/j.1365-2966.2005.09826.x, arXiv:astro-ph/0507477.
- [30] Quillen, A.C., 2011. Three-body resonance overlap in closely spaced multiple-planet systems. Monthly Notices of the Royal Astronomical Society 418, 1043–1054. URL: <https://doi.org/10.1111/j.1365-2966.2011.19555.x>, doi:doi:10.1111/j.1365-2966.2011.19555.x.
- [31] Quillen, A.C., Miakhel, A.S., 2025. Quantum chaos on the separatrix of the periodically perturbed Harper model. AVS Quantum Science 7, 023803. doi:doi:10.1116/5.0254945.
- [32] Santoro, G.E., Tosatti, E., 2006. TOPICAL REVIEW: Optimization using quantum mechanics: quantum annealing through adiabatic evolution. Journal of Physics A Mathematical General 39, R393–R431. doi:doi:10.1088/0305-4470/39/36/R01.
- [33] Schwinger, J., 1960. Unitary Operator Bases. Proceedings of the National Academy of Science 46, 570–579. doi:doi:10.1073/pnas.46.4.570.
- [34] Sels, D., Polkovnikov, A., 2017. Minimizing irreversible losses in quantum systems by local counterdiabatic driving. Proceedings of the National Academy of Science 114, E3909–E3916. doi:doi:10.1073/pnas.1619826114, arXiv:1607.05687.
- [35] Squillante, L., Ricco, L.S., Ukpong, A.M., Lagos-Monaco, R.E., Seridonio, A.C., de Souza, M., 2023. Grüneisen parameter as an entanglement compass and the breakdown of the Hellmann-Feynman theorem. Phys. Rev. B 108, L140403. URL: <https://link.aps.org/doi/10.1103/PhysRevB.108.L140403>, doi:doi:10.1103/PhysRevB.108.L140403.
- [36] Stabel, P., Anglin, J.R., 2022. Dynamical change under slowly changing conditions: the quantum Kruskal-Neishtadt-Henrard theorem. New Journal of Physics 24, 113052. doi:doi:10.1088/1367-2630/aca557, arXiv:2207.02317.
- [37] Strohmer, T., Wertz, T., 2021. Almost Eigenvalues and Eigenvectors of Almost Mathieu Operators. Springer International Publishing. volume 6 of *Applied and Numerical Harmonic Analysis*. pp. 77–96. URL: https://doi.org/10.1007/978-3-030-69637-5_5, doi:doi:10.1007/978-3-030-69637-5_5.
- [38] mpmath development team, T., 2023. mpmath: a Python library for arbitrary-precision floating-point arithmetic (version 1.3.0). <http://mpmath.org/>.
- [39] Watanabe, T., Zerzeri, M., 2021. Landau–zener formula in a “non-adiabatic” regime for avoided crossings. Analysis and Mathematical Physics 11, 82. URL: <https://doi.org/10.1007/s13324-021-00515-2>, doi:doi:10.1007/s13324-021-00515-2.
- [40] Wilkinson, H., 1963. Rounding Errors in Algebraic Processes. Englewood Cliffs, New Jersey: Prentice Hall.
- [41] Wittig, C., 2005. The Landau-Zener formula. J Phys Chem B 109, 8428–30.
- [42] Yoder, C.F., 1979. Diagrammatic Theory of Transition of Pendulum-like Systems. Celestial Mechanics 19, 3–29. doi:doi:10.1007/BF01230171.
- [43] Zakrzewski, J., 2023. Quantum Chaos and Level Dynamics. Entropy 25, 491. doi:doi:10.3390/e25030491, arXiv:2302.05934.
- [44] Zener, C., 1932. Non-Adiabatic Crossing of Energy Levels. Proceedings of the Royal Society of London Series A 137, 696–702. doi:doi:10.1098/rspa.1932.0165.

Appendix A: Properties of the spectrum of the Harper operator

1. The discrete and shifted Harper/finite almost Mathieu operator

Our quantum space is an N dimensional complex vector space, typically with $N > 3$. In an orthonormal basis denoted $\{|j\rangle\} : j \in \{0, 1, \dots, N-1\}$, the discrete Fourier transform is

$$\hat{Q}_{FT} = \frac{1}{\sqrt{N}} \sum_{j,k=0}^{N-1} \omega^{jk} |j\rangle \langle k|, \quad (\text{A1})$$

with complex root of unity

$$\omega \equiv e^{2\pi i/N}. \quad (\text{A2})$$

Using the discrete Fourier transform, we construct an orthonormal basis consisting of states

$$|m\rangle_F = \hat{Q}_{FT} |m\rangle = \frac{1}{\sqrt{N}} \sum_{j=0}^{N-1} \omega^{mj} |j\rangle \quad (\text{A3})$$

with $m \in \{0, 1, \dots, N-1\}$.

Angle and momentum operators are defined using the conventional and Fourier bases (defined in equation A3),

$$\begin{aligned} \hat{\phi} &= \sum_{j=0}^{N-1} \frac{2\pi j}{N} |j\rangle \langle j| \\ \hat{p} &= \sum_{k=0}^{N-1} \frac{2\pi k}{N} |k\rangle_F \langle k|_F. \end{aligned} \quad (\text{A4})$$

Clock and shift operators [33] are defined as

$$\begin{aligned}\hat{Z} &= \sum_{j=0}^{N-1} \omega^j |j\rangle \langle j| = \sum_{k=0}^{N-1} |(k+1) \bmod N\rangle_F \langle k|_F \\ \hat{X} &= \sum_{k=0}^{N-1} \omega^{-k} |k\rangle_F \langle k|_F = \sum_{j=0}^{N-1} |(j+1) \bmod N\rangle \langle j|. \end{aligned} \quad (\text{A5})$$

The clock and shift operators are also called generalized Pauli matrices or Weyl-Heisenberg matrices [2]. They obey

$$\hat{Z}\hat{X} = \omega\hat{X}\hat{Z}, \quad \hat{Z}\hat{X}^\dagger = \omega^{-1}\hat{X}^\dagger\hat{Z} \quad (\text{A6})$$

and

$$\begin{aligned}\hat{Z} &= \hat{Q}_{FT} \hat{X} \hat{Q}_{FT}^\dagger, & \hat{Z}^\dagger &= \hat{Q}_{FT}^\dagger \hat{X} \hat{Q}_{FT} \\ \hat{Z}^N &= \hat{X}^N = \hat{I} \end{aligned} \quad (\text{A7})$$

where \hat{I} is the identity operator.

The parity operator

$$\hat{P} = \sum_{n=0}^{N-1} |n\rangle \langle -n \bmod N| = \sum_{k=0}^{N-1} |k\rangle_F \langle -k \bmod N|_F. \quad (\text{A8})$$

Trigonometric functions are particularly simple in terms of the clock and shift operators,

$$\begin{aligned}\cos \hat{\phi} &= \frac{1}{2}(\hat{Z} + \hat{Z}^\dagger) \\ \sin \hat{\phi} &= \frac{1}{2i}(\hat{Z} - \hat{Z}^\dagger) \\ \cos \hat{p} &= \frac{1}{2}(\hat{X} + \hat{X}^\dagger) \\ \sin \hat{p} &= \frac{1}{2i}(-\hat{X} + \hat{X}^\dagger). \end{aligned} \quad (\text{A9})$$

We are interested in the spectrum and the dynamics of the N -dimensional Hermitian operator of equation 6 which we restate here,

$$\hat{h}(a, b, \epsilon) = a \cos(\hat{p} - b) + \epsilon \cos \hat{\phi}, \quad (\text{A10})$$

and with $\hat{p}, \hat{\phi}$ operators defined in equation A4. The coefficients a, ϵ, b are real numbers, and typically $a > 0$ and $|\epsilon| \leq 1$. With $b = 0$, this operator is equivalent to the finite almost Mathieu operator studied by Strohmer and Wertz [37]. The parameter b allows us to shift the momentum or kinetic operator term as illustrated for the classical system in Figure 1. Except for its sign and a constant term proportional to the identity operator, the operator \hat{h} is similar to the operator we studied previously [31] (called \hat{h}_0) that was derived from the classical Harper Hamiltonian [19]. The operator is traceless $\text{tr} \hat{h}(a, b, \epsilon) = 0$.

In terms of clock and shift operators, the Hermitian operator of equation A10

$$\begin{aligned}\hat{h}(a, b, \epsilon) &= \frac{a}{2}(\hat{X} + \hat{X}^\dagger) \cos b + \frac{a}{2i}(-\hat{X} + \hat{X}^\dagger) \sin b \\ &\quad + \frac{\epsilon}{2}(\hat{Z} + \hat{Z}^\dagger) \\ &= \frac{a}{2}\hat{X}e^{ib} + \frac{a}{2}\hat{X}^\dagger e^{-ib} + \frac{\epsilon}{2}(\hat{Z} + \hat{Z}^\dagger). \end{aligned} \quad (\text{A11})$$

With $b = 0$, $a = \epsilon$, the operator commutes with the discrete Fourier transform operator,

$$[\hat{Q}_{FT}, \hat{h}(a, 0, a)] = 0 \quad (\text{A12})$$

so the finite almost Mathieu operator helps classify eigenstates of the discrete Fourier transform [15].

The Hermitian operator \hat{h} is triagonal with the addition of two additional terms on the top right and lower left corners and in the form

$$\begin{pmatrix} \alpha_0 & \beta^* & 0 & \cdots & 0 & \beta \\ \beta & \alpha_1 & \beta^* & \ddots & \vdots & 0 \\ 0 & \beta & \alpha_2 & \ddots & \vdots & \vdots \\ \vdots & \ddots & \ddots & \ddots & \ddots & \vdots \\ 0 & \cdots & \ddots & \beta & \alpha_{N-2} & \beta^* \\ \beta^* & 0 & \cdots & 0 & \beta & \alpha_{N-1} \end{pmatrix}. \quad (\text{A13})$$

In the conventional basis and for $j \in \{0, 1, \dots, N-1\}$, the operator $\hat{h}(a, b, \epsilon)$ is a Hermitian matrix in the form of A13 with coefficients

$$\begin{aligned}\alpha_j &= \epsilon \cos\left(\frac{2\pi j}{N}\right) \\ \beta &= \frac{a}{2}e^{ib}. \end{aligned} \quad (\text{A14})$$

In the Fourier basis (defined in equation A3) and for $k \in \{0, 1, \dots, N-1\}$, the operator $\hat{h}(a, b, \epsilon)$ is a symmetric real matrix in the form of A13 with coefficients

$$\begin{aligned}\alpha_k &= a \cos\left(\frac{2\pi k - b}{N}\right) \\ \beta &= \frac{\epsilon}{2}. \end{aligned} \quad (\text{A15})$$

2. How shifts in parameter b affect the spectrum

From shift, clock and parity operators, we can try to construct an invertible operator \hat{V} that obeys $\hat{V}\hat{h}(a, b, \epsilon)\hat{V}^{-1} = \hat{h}(a', b', \epsilon')$ where a', b', ϵ' are not necessarily the same parameters as a, b, ϵ . If we can find such an operator \hat{V} , then the spectrum of $\hat{h}(a, b, \epsilon)$ is the same as the spectrum of $\hat{h}(a', b', \epsilon')$.

Theorem A.1. For the operator $\hat{h}(a, b, \epsilon)$ in equation A10 and $k \in \mathbb{Z}$, the spectrum or set of eigenvalues obeys

$$\text{spectrum} \left[\hat{h} \left(a, \frac{2\pi k}{N}, \epsilon \right) \right] = \text{spectrum} \left[\hat{h}(a, 0, \epsilon) \right]. \quad (\text{A16})$$

Proof. We use short-hand $e^{\frac{2\pi i k}{N}} = \omega^k$, and equation A11 to find

$$\hat{h}(a, \frac{2\pi k}{N}, \epsilon) = \frac{a}{2} \hat{X} \omega^k + \frac{a}{2} \hat{X}^\dagger \omega^{-k} + \frac{\epsilon}{2} (\hat{Z} + \hat{Z}^\dagger). \quad (\text{A17})$$

For $k \in \mathbb{Z}$, using the relations in equations A6

$$\begin{aligned} \hat{Z}^k \hat{X} \hat{Z}^{-k} &= \omega^k \hat{X} \\ \hat{Z}^k \hat{X}^\dagger \hat{Z}^{-k} &= \omega^{-k} \hat{X}^\dagger. \end{aligned} \quad (\text{A18})$$

These relations help us compute

$$\hat{Z}^{-k} \hat{h} \left(a, \frac{2\pi k}{N}, \epsilon \right) \hat{Z}^k = \hat{h}(a, 0, \epsilon). \quad (\text{A19})$$

The operator \hat{h} is Hermitian, and so it is diagonalizable. Since \hat{Z}^k is an invertible operator (that is also unitary), equation A19 implies that the two operators in equation A19 have the same set of eigenvalues or spectrum. \square

Corollary A.2. If $|n\rangle$ is an eigenstate of $\hat{h}(a, 0, \epsilon)$ with eigenvalue λ_n , then for $k \in \mathbb{Z}$, $\hat{Z}^k |n\rangle$ is an eigenstate of $\hat{h}(a, \frac{2\pi k}{N}, \epsilon)$ with the same eigenvalue.

Proof. Using equation A19

$$\begin{aligned} \hat{Z}^{-k} \hat{h} \left(a, \frac{2\pi k}{N}, \epsilon \right) \hat{Z}^k |n\rangle &= \hat{h}(a, 0, \epsilon) |n\rangle = \lambda_n |n\rangle \\ \hat{h} \left(a, \frac{2\pi k}{N}, \epsilon \right) \hat{Z}^k |n\rangle &= \lambda_n \hat{Z}^k |n\rangle. \end{aligned} \quad (\text{A20})$$

This implies that λ_n is an eigenvalue of $\hat{h}(a, \frac{2\pi k}{N}, \epsilon)$ with eigenstate $\hat{Z}^k |n\rangle$. \square

Theorem A.3. For the operator $\hat{h}(a, b, \epsilon)$ defined in equation A10, $k \in \mathbb{Z}$, and $0 \leq r < \frac{2\pi}{N}$,

$$\text{spectrum} \left[\hat{h} \left(a, r + \frac{2\pi k}{N}, \epsilon \right) \right] = \text{spectrum} \left[\hat{h}(a, r, \epsilon) \right]. \quad (\text{A21})$$

Proof. Equation A11 and equations A18 give

$$\begin{aligned} \hat{Z}^{-k} \hat{h} \left(a, \frac{2\pi k}{N} + r, \epsilon \right) \hat{Z}^k &= \frac{a}{2} (\hat{X} \omega^r + \hat{X}^\dagger \omega^{-r}) + \epsilon \cos \hat{\phi} \\ &= \hat{h}(a, r, \epsilon). \end{aligned} \quad (\text{A22})$$

As \hat{Z}^k is a unitary operator which is invertible, this implies that both operators in equation A22 have the same spectrum. \square

Corollary A.4. With $0 \leq r < \frac{2\pi}{N}$, if $|n\rangle$ is an eigenstate of $\hat{h}(a, r, \epsilon)$ with eigenvalue λ_n , then $\hat{Z}^k |n\rangle$ is an eigenstate of $\hat{h}(a, r + \frac{2\pi k}{N}, \epsilon)$ with the same eigenvalue.

This corollary follows directly from equation A22.

Theorem A.5. For \hat{h} defined in equation A10

$$\text{spectrum} \left[\hat{h}(a, b, \epsilon) \right] = \text{spectrum} \left[\hat{h}(a, -b, \epsilon) \right]. \quad (\text{A23})$$

Proof. With parity operator \hat{P} defined in equation A8 we find that

$$\begin{aligned} \hat{P} \hat{Z} \hat{P} &= \hat{Z}^\dagger \\ \hat{P} \hat{X} \hat{P} &= \hat{X}^\dagger. \end{aligned} \quad (\text{A24})$$

This implies that

$$\begin{aligned} \hat{P} \cos \hat{p} \hat{P} &= \cos \hat{p} \\ \hat{P} \cos \hat{\phi} \hat{P} &= \cos \hat{\phi} \\ \hat{P} \sin \hat{p} \hat{P} &= -\sin \hat{p} \\ \hat{P} \sin \hat{\phi} \hat{P} &= -\sin \hat{\phi} \end{aligned} \quad (\text{A25})$$

As the parity operator commutes with both $\cos \hat{p}$ and $\cos \hat{\phi}$, when $b = 0$, the Hamiltonian operator \hat{h} commutes with the parity operator

$$[\hat{P}, \hat{h}(a, 0, \epsilon)] = 0. \quad (\text{A26})$$

For $b \neq 0$

$$\begin{aligned} \hat{P} \hat{h}(a, b, \epsilon) \hat{P} &= a \cos \hat{p} \cos b - a \sin \hat{p} \sin b + \epsilon \cos \hat{\phi} \\ &= \hat{h}(a, -b, \epsilon). \end{aligned} \quad (\text{A27})$$

Because the parity operator \hat{P} is its own inverse, equation A27 implies that the two operators in equation A27 have the same spectrum. \square

Corollary A.6. For $k \in \mathbb{Z}$, and $0 \leq r < \frac{2\pi}{N}$

$$\text{spectrum} \left[\hat{h} \left(a, r + \frac{2\pi}{N}, \epsilon \right) \right] = \text{spectrum} \left[\hat{h}(a, \pm r, \epsilon) \right]. \quad (\text{A28})$$

Proof. A consecutive use of theorems A.5 and A.3 together imply that the two operators in equation A28 have the same spectrum. \square

Corollary A.7. For $|n\rangle$ an eigenstate of $\hat{h}(a, b, \epsilon)$ (defined in equation A10), the state $\hat{P} |n\rangle$ (where \hat{P} is the parity operator) is an eigenstate of $\hat{h}(a, -b, \epsilon)$ with the same eigenvalue.

Proof. We take $|n\rangle$ to be an eigenstate of $\hat{h}(a, b, \epsilon)$ with eigenvalue λ_n . Using equation A27

$$\begin{aligned} \hat{P} \hat{h}(a, -b, \epsilon) \hat{P} |n\rangle &= \hat{h}(a, b, \epsilon) |n\rangle = \lambda_n |n\rangle \\ \hat{h}(a, -b, \epsilon) \hat{P} |n\rangle &= \lambda_n \hat{P} |n\rangle. \end{aligned}$$

This implies that $\hat{P} |n\rangle$ is an eigenstate of $\hat{h}(a, -b, \epsilon)$ with the same eigenvalue λ_n . \square

Theorem A.8. For $k \in \mathbb{Z}$, remainder $0 \leq \delta < \frac{\pi}{N}$ and operator \hat{h} defined in equation A10

$$\begin{aligned} \text{spectrum} \left[\hat{h} \left(a, \frac{(2k+1)\pi}{N} + \delta, \epsilon \right) \right] &= \\ \text{spectrum} \left[\hat{h} \left(a, \frac{\pi}{N} - \delta, \epsilon \right) \right]. \end{aligned} \quad (\text{A29})$$

Proof. With a calculation similar to equation A22, we find that

$$\hat{Z}^\dagger \hat{h} \left(a, \frac{\pi}{N} + \delta, \epsilon \right) \hat{Z} = \hat{h} \left(a, -\frac{\pi}{N} + \delta, \epsilon \right). \quad (\text{A30})$$

Applying the parity operator

$$\hat{P} \hat{Z}^\dagger \hat{h} \left(a, \frac{\pi}{N} + \delta, \epsilon \right) \hat{Z} \hat{P} = \hat{h} \left(a, \frac{\pi}{N} - \delta, \epsilon \right). \quad (\text{A31})$$

The product $\hat{Z} \hat{P}$ is invertible with inverse $\hat{P} \hat{Z}^\dagger$ as \hat{Z} is unitary and \hat{P} is its own inverse, so equation A31 implies that the two operators have the same spectrum. We then apply theorem A.3 to show that the spectra of the two operators in equation A29 are equivalent. \square

Corollary A.9.

$$\left[\hat{P} \hat{Z}^\dagger, \hat{h} \left(a, \frac{\pi}{N}, \epsilon \right) \right] = 0. \quad (\text{A32})$$

Proof. Equation A32 follows directly from equation A31 using $\delta = 0$. \square

Corollary A.10. If $|n\rangle$ is an eigenstate of $\hat{h}(a, \frac{\pi}{N} + \delta, \epsilon)$ with eigenvalue λ_n , then $\hat{P} \hat{Z}^\dagger |n\rangle$ is an eigenstate of $\hat{h}(a, \frac{\pi}{N} - \delta, \epsilon)$ with the same eigenvalue.

Proof. Using equation A31

$$\begin{aligned} \hat{Z} \hat{P} \hat{h} \left(a, \frac{\pi}{N} - \delta, \epsilon \right) \hat{P} \hat{Z}^\dagger &= \hat{h} \left(a, \frac{\pi}{N} + \delta, \epsilon \right) \\ \hat{Z} \hat{P} \hat{h} \left(a, \frac{\pi}{N} - \delta, \epsilon \right) \hat{P} \hat{Z}^\dagger |n\rangle &= \lambda_n |n\rangle \\ \hat{h} \left(a, \frac{\pi}{N} - \delta, \epsilon \right) \hat{P} \hat{Z}^\dagger |n\rangle &= \lambda_n \hat{P} \hat{Z}^\dagger |n\rangle. \end{aligned} \quad (\text{A33})$$

This shows that $\hat{P} \hat{Z}^\dagger |n\rangle$ is an eigenstate of $\hat{h}(a, \frac{\pi}{N} - \delta, \epsilon)$ with eigenvalue λ_n . \square

Theorem A.11. for $k \in \mathbb{Z}$,

$$\left[\hat{P} \hat{Z}^{-2k}, \hat{h} \left(a, \frac{2\pi k}{N}, \epsilon \right) \right] = 0. \quad (\text{A34})$$

Proof. Equation A19 gives

$$\hat{Z}^{-k} \hat{h} \left(a, \frac{2\pi k}{N}, \epsilon \right) \hat{Z}^k = \hat{h}(a, 0, \epsilon). \quad (\text{A35})$$

We use the fact that parity \hat{P} commutes with $\hat{h}(a, 0, \epsilon)$ (equation A26) giving

$$\begin{aligned} \hat{P} \hat{Z}^{-k} \hat{h} \left(a, \frac{2\pi k}{N}, \epsilon \right) \hat{Z}^k \hat{P} &= \hat{h}(a, 0, \epsilon) \\ &= \hat{Z}^{-k} \hat{h} \left(a, \frac{2\pi k}{N}, \epsilon \right) \hat{Z}^k \end{aligned} \quad (\text{A36})$$

and

$$\hat{Z}^k \hat{P} \hat{Z}^{-k} \hat{h} \left(a, \frac{2\pi k}{N}, \epsilon \right) \hat{Z}^k \hat{P} \hat{Z}^{-k} = \hat{h} \left(a, \frac{2\pi k}{N}, \epsilon \right). \quad (\text{A37})$$

We use the fact that $\hat{P} \hat{Z} = \hat{Z}^\dagger \hat{P}$ (from equation A24) to give

$$\hat{P} \hat{Z}^{-2k} \hat{h} \left(a, \frac{2\pi k}{N}, \epsilon \right) \hat{Z}^{2k} \hat{P} = \hat{h} \left(a, \frac{2\pi k}{N}, \epsilon \right) \quad (\text{A38})$$

which gives the commutator of equation A34. \square

This symmetry is related to the close approaches between eigenvalues at b a multiple of $2\pi/N$.

Theorem A.12. For $k \in \mathbb{Z}$,

$$\left[\hat{P} \hat{Z}^{-(2k+1)}, \hat{h} \left(a, \frac{\pi(2k+1)}{N}, \epsilon \right) \right] = 0. \quad (\text{A39})$$

Proof. Using equation A22 with $r = \frac{\pi}{N}$ and with $k \in \mathbb{Z}$

$$\hat{Z}^{-k} \hat{h} \left(a, \frac{\pi(2k+1)}{N}, \epsilon \right) \hat{Z}^k = \hat{h} \left(a, \frac{\pi}{N}, \epsilon \right). \quad (\text{A40})$$

Using Equation A32

$$\begin{aligned} \hat{P} \hat{Z}^{-(k+1)} \hat{h} \left(a, \frac{\pi(2k+1)}{N}, \epsilon \right) \hat{Z}^{k+1} \hat{P} &= \hat{h} \left(a, \frac{\pi}{N}, \epsilon \right) \\ &= \hat{Z}^{-k} \hat{h} \left(a, \frac{\pi(2k+1)}{N}, \epsilon \right) \hat{Z}^k. \end{aligned} \quad (\text{A41})$$

We multiply both sides by factors of \hat{Z} ,

$$\begin{aligned} \hat{Z}^k \hat{P} \hat{Z}^{-(k+1)} \hat{h} \left(a, \frac{\pi(2k+1)}{N}, \epsilon \right) \hat{Z}^{k+1} \hat{P} \hat{Z}^{-k} \\ = \hat{h} \left(a, \frac{\pi(2k+1)}{N}, \epsilon \right). \end{aligned}$$

We commute the parity operator

$$\hat{P} \hat{Z}^{-(2k+1)} \hat{h} \left(a, \frac{\pi(2k+1)}{N}, \epsilon \right) \hat{Z}^{2k+1} \hat{P} = \hat{h} \left(a, \frac{\pi(2k+1)}{N}, \epsilon \right) \quad (\text{A42})$$

and this gives the commutator in equation A39. \square

This symmetry is related to the close approaches between eigenvalues at b at odd multiples of π/N .

Theorem A.13. *The spectrum of $\hat{h}(a, 0, \epsilon)$ is the same as the spectrum of $\hat{h}(\epsilon, 0, a)$.*

Proof. We apply the discrete Fourier transform (equation A7), giving

$$\hat{Q}_{FT} \hat{h}(a, 0, \epsilon) \hat{Q}_{FT}^{-1} = \hat{h}(\epsilon, 0, a). \quad (\text{A43})$$

This implies that the spectrum of $\hat{h}(a, 0, \epsilon)$ is the same as that of $\hat{h}(\epsilon, 0, a)$. \square

3. The derivatives of the eigenvalues with respect to drift parameter b

We consider how the eigenvalues of $\hat{h}(a, b, \epsilon)$ (defined in equation A10) vary when b varies. We take $|n(b)\rangle$ to be an eigenstate that satisfies $\hat{h}(a, b, \epsilon) |n(b)\rangle = \lambda_n(b) |n(b)\rangle$ with eigenvalue $\lambda_n(b)$.

Theorem A.14. *For $k \in \mathbb{Z}$, each eigenvalue $\lambda_n(b)$ of $\hat{h}(a, b, \epsilon)$ (defined in equation A10) that remains distinct from other eigenvalues obeys*

$$\left. \frac{\partial}{\partial b} \lambda_n(b) \right|_{b=\frac{k\pi}{N}} = 0. \quad (\text{A44})$$

Proof. Using equation A11

$$\frac{\partial}{\partial b} \hat{h}(a, b, \epsilon) = a \sin(\hat{p} - b) \quad (\text{A45})$$

$$\left. \frac{\partial}{\partial b} \hat{h}(a, b, \epsilon) \right|_{b=0} = a \sin \hat{p}. \quad (\text{A46})$$

We apply the Hellman-Feynman theorem (e.g., [35]) which gives the expression

$$\langle n(b) | \frac{\partial}{\partial b} \hat{h}(a, b, \epsilon) | n(b) \rangle = \frac{\partial}{\partial b} \lambda_n(b). \quad (\text{A47})$$

At $b = 0$

$$\langle n(0) | \left. \frac{\partial}{\partial b} \hat{h}(a, b, \epsilon) \right|_{b=0} | n(0) \rangle = \left. \frac{\partial}{\partial b} \lambda_n(b) \right|_{b=0}. \quad (\text{A48})$$

Using equation A46

$$\langle n(0) | a \sin \hat{p} | n(0) \rangle = \left. \frac{\partial}{\partial b} \lambda_n(b) \right|_{b=0}. \quad (\text{A49})$$

We previously showed (equation A26) that for $b = 0$, \hat{h} commutes with the parity operator \hat{P} . Hence an eigenstate with a distinct eigenvalue must also be an eigenstate of the parity operator which has eigenvalues of ± 1 . That implies that

$$\langle n(0) | \hat{P} a \sin \hat{p} \hat{P} | n(0) \rangle = \langle n(0) | a \sin \hat{p} | n(0) \rangle. \quad (\text{A50})$$

However we also showed previously that $\hat{P} \sin \hat{p} \hat{P} = -\sin \hat{p}$ (equation A25). This implies that

$$\langle n(0) | \hat{P} a \sin \hat{p} \hat{P} | n(0) \rangle = -\langle n(0) | a \sin \hat{p} | n(0) \rangle \quad (\text{A51})$$

Together these imply that

$$\langle n(0) | a \sin \hat{p} | n(0) \rangle = -\langle n(0) | a \sin \hat{p} | n(0) \rangle = 0. \quad (\text{A52})$$

Hence equation A49 gives

$$\left. \frac{\partial}{\partial b} \lambda_n(b) \right|_{b=0} = 0. \quad (\text{A53})$$

We extend this to b a multiple of $2\pi/N$ using theorem A.3.

It is convenient to compute

$$\hat{Z} \sin(\hat{p} - b) \hat{Z}^\dagger = \sin\left(\hat{p} + \frac{2\pi}{N} - b\right). \quad (\text{A54})$$

We find that $\hat{P} \hat{Z}^\dagger$ commutes with $\hat{h}(a, \frac{\pi}{N}, \epsilon)$ which means $\hat{P} \hat{Z}^\dagger$ and $\hat{h}(a, \frac{\pi}{N}, \epsilon)$ are simultaneously diagonalizable. Because $\hat{P} \hat{Z}^\dagger$ is a unitary operator, its eigenvalues are complex numbers with magnitude 1 so they cancel in the following expression

$$\langle n | \hat{Z} \hat{P} \sin\left(\hat{p} + \frac{\pi}{N}\right) \hat{P} \hat{Z}^\dagger | n \rangle = \langle n | \sin\left(\hat{p} + \frac{\pi}{N}\right) | n \rangle. \quad (\text{A55})$$

We apply the parity operator to the sine and equation A54 on the right hand side,

$$-\langle n | \hat{Z} \sin\left(\hat{p} - \frac{\pi}{N}\right) \hat{Z}^\dagger | n \rangle = -\langle n | \sin\left(\hat{p} + \frac{\pi}{N}\right) | n \rangle. \quad (\text{A56})$$

Together equations A55 and A56 imply that

$$\langle n | \sin\left(\hat{p} + \frac{\pi}{N}\right) | n \rangle = 0. \quad (\text{A57})$$

Hence the Feynman Hellman theorem (equation A47) gives

$$\left. \frac{\partial}{\partial b} \lambda_n(b) \right|_{b=\frac{\pi}{N}} = 0. \quad (\text{A58})$$

We extend this relation to b equal to odd multiples of π/N using theorem A.3. \square

4. Even dimension N

Theorem A.15. *If dimension N is even, then for each eigenvalue λ_n of $\hat{h}(a, b, \epsilon)$ (defined in equation A10), $-\lambda_n$ is also an eigenvalue of $\hat{h}(a, b, \epsilon)$.*

Proof. If N is even then $k = N/2$ is an integer. The factor $\omega^{\frac{N}{2}} = -1$. This and equation A18 give

$$\hat{X}^{\frac{N}{2}} \hat{Z}^{\frac{N}{2}} \hat{h}(a, b, \epsilon) \hat{X}^{-\frac{N}{2}} \hat{Z}^{-\frac{N}{2}} = -\hat{h}(a, b, \epsilon) \quad (\text{A59})$$

This implies that \hat{h} has the same spectrum as $-\hat{h}$ and consequently that if λ_n is an eigenvalue of \hat{h} then so is $-\lambda_n$. \square

Theorem A.16. *If dimension N is even, then the spectrum of $\hat{h}(a, b, \epsilon)$ is equal to the spectrum of $\hat{h}(a, b, -\epsilon)$.*

Proof. If N is even then $k = N/2$ is an integer and the factor $\omega^{\frac{N}{2}} = -1$. We find that

$$\hat{X}^{-\frac{N}{2}} (\hat{Z} + \hat{Z}^\dagger) \hat{X}^{\frac{N}{2}} = -(\hat{Z} + \hat{Z}^\dagger). \quad (\text{A60})$$

Hence

$$\hat{X}^{-\frac{N}{2}} \hat{h}(a, b, \epsilon) \hat{X}^{\frac{N}{2}} = \hat{h}(a, b, -\epsilon). \quad (\text{A61})$$

The operator $\hat{X}^{\frac{N}{2}}$ is invertible, so equation A61 implies that the two operators $\hat{h}(a, b, \epsilon)$ and $\hat{h}(a, b, -\epsilon)$ have the same spectrum. \square

5. Odd dimension N

Theorem A.17. *If dimension N is odd then for each eigenvalue λ_n of $\hat{h}(a, b, \epsilon)$ (defined in equation A10), $-\lambda_n$ is an eigenvalue of $\hat{h}(a, b + \frac{\pi}{N}, -\epsilon)$.*

Proof. If N is odd we take $\tilde{k} = (N-1)/2$ which is an integer. Equation A18 gives

$$\hat{Z}^{\tilde{k}} \hat{X} \hat{Z}^{-\tilde{k}} = \hat{X} \omega^{\tilde{k}} = \hat{X} e^{2\pi i \frac{(N-1)}{2N}} = -\hat{X} \omega^{-\frac{1}{2}} \quad (\text{A62})$$

$$\hat{Z}^{\tilde{k}} \hat{X}^\dagger \hat{Z}^{-\tilde{k}} = \hat{X}^\dagger \omega^{-\tilde{k}} = -\hat{X}^\dagger \omega^{\frac{1}{2}}. \quad (\text{A63})$$

We find that

$$\hat{Z}^{\tilde{k}} \cos \hat{p} \hat{Z}^{-\tilde{k}} = -\cos \left(\hat{p} + \frac{\pi}{N} \right) \quad (\text{A64})$$

$$\hat{Z}^{\tilde{k}} \sin \hat{p} \hat{Z}^{-\tilde{k}} = -\sin \left(\hat{p} + \frac{\pi}{N} \right). \quad (\text{A65})$$

This lets us compute

$$\begin{aligned} \hat{Z}^{\tilde{k}} \cos(\hat{p} - b) \hat{Z}^{-\tilde{k}} &= \hat{Z}^{\tilde{k}} \cos \hat{p} \cos b \hat{Z}^{-\tilde{k}} + \hat{Z}^{\tilde{k}} \sin \hat{p} \sin b \hat{Z}^{-\tilde{k}} \\ &= -\cos \left(\hat{p} - b + \frac{\pi}{N} \right). \end{aligned} \quad (\text{A66})$$

Consequently

$$\hat{Z}^{\tilde{k}} \hat{h}(a, b, \epsilon) \hat{Z}^{-\tilde{k}} = -\hat{h} \left(a, b + \frac{\pi}{N}, -\epsilon \right) \quad (\text{A67})$$

for $\tilde{k} = (N-1)/2$. The spectrum of $h(a, b, \epsilon)$ is the same as that of $-\hat{h} \left(a, b + \frac{\pi}{N}, -\epsilon \right)$. \square

6. Degeneracy of eigenvalues

Studying the $\epsilon = a$ case, Dickinson and Steiglitz [15] conjectured that energy levels of $\hat{h}(a, 0, a)$ (with \hat{h} defined in equation A10) are not degenerate except if N is a multiple of 4 and in that case only for a pair of eigenstates with zero energy. Via numerical calculations, we have confirmed this conjecture and extend it to the case of $|\epsilon| \neq a$ with $a, \epsilon \neq 0$. The existence of a pair of zero eigenvalues in the case of N a multiple of 4 is shown in appendix A 8 below (lemma A.19).

When $\epsilon = 0, b = 0, a \neq 0$, there are multiple pairs of degenerate eigenstates as the eigenvalues are $a \cos \frac{2\pi k}{N}$ for $k \in \{0, 1, \dots, N-1\}$. If N is even and $\epsilon = 0, b = 0, a \neq 0$, there are $N/2 - 1$ pairs of degenerate eigenvalues and 2 non-degenerate ones. If N is odd and $\epsilon = 0, b = 0, a \neq 0$, there are $(N-1)/2$ pairs of degenerate eigenvalues and 1 non-degenerate one.

The Cauchy interlacing theorem was used to show that the eigenvalues of the Harper operator $\hat{h}(a, 0, a)$ have multiplicity at most 2 [15]. We review this argument and extend it to the more general case $\hat{h}(a, b, \epsilon)$ for $a\epsilon \neq 0$.

A case of the the Poincaré separation theorem, also known as the Cauchy interlacing theorem, (e.g, [4]) is the following: Let A be an $n \times n$ Hermitian operator and let B be a principal submatrix of A . The eigenvalues of A in decreasing order are $\lambda_1 \geq \lambda_2 \leq \dots \leq \lambda_n$ and the eigenvalues of B are $\mu_1 \geq \mu_2 \leq \dots \leq \mu_{n-1}$. Then for $j = 1, 2, \dots, n-1$,

$$\lambda_j \geq \mu_j \geq \lambda_{j+1}. \quad (\text{A68})$$

To show that the eigenvalues of the Harper operator $\hat{h}(a, b, \epsilon)$ have at most a multiplicity of 2 (following [15]) we consider the principal submatrix (lacking the top row and left column) of \hat{h} . In the conventional basis, and if $\epsilon \neq 0$, this principal submatrix is a tridiagonal matrix with non-zero off-diagonal elements. A real symmetric tridiagonal matrix with non-zero off-diagonal elements has distinct eigenvalues [28]. Hence the principal submatrix of $\hat{h}(a, b, \epsilon)$ has distinct eigenvalues. Application of the Cauchy interlacing theorem then implies that the eigenvalues of \hat{h} have at most a multiplicity of 2. Furthermore if there is a pair of eigenvalues of multiplicity 2, then the principal submatrix also has (or inherits) this same eigenvalue.

Theorem A.18. *If b is not a multiple of π/N and $a\epsilon \neq 0$, then the eigenvalues of $\hat{h}(a, b, \epsilon)$ (defined in equation A10) are distinct.*

Proof. The periodic almost tridiagonal $n \times n$ matrix with two additional components, on the top right and lower left

$$\hat{M} = \begin{pmatrix} a_1 & b_1 & & c_0 \\ c_1 & \ddots & \ddots & \\ & \ddots & \ddots & b_{n-1} \\ b_n & & c_{n-1} & a_n \end{pmatrix} \quad (\text{A69})$$

has determinant that can be written in terms of a product of 2×2 matrices;

$$\det \hat{M} = \text{tr} \left[\begin{pmatrix} a_n & -b_{n-1}c_{n-1} \\ 1 & 0 \end{pmatrix} \cdots \begin{pmatrix} a_2 & -b_1c_1 \\ 1 & 0 \end{pmatrix} \begin{pmatrix} a_1 & -b_nc_0 \\ 1 & 0 \end{pmatrix} \right] \\ + (-1)^{n+1} \left(\prod_{j=1}^n b_j + \prod_{j=0}^{n-1} c_j \right) \quad (\text{A70})$$

[24].

We consider the matrix

$$\hat{M} = x\hat{I} - 2\hat{h}(1, b, \epsilon). \quad (\text{A71})$$

Here x is a number and \hat{I} is the identity matrix. The matrix \hat{M} (of equation A71) is a nearly tridiagonal matrix in the form of equation A69 with matrix components in the conventional basis (see equation A14)

$$\begin{aligned} a_j &= x - 2\epsilon \cos\left(\frac{2\pi(j-1)}{N}\right) \\ b_j &= -e^{-ib} \\ c_j &= -e^{ib} \end{aligned} \quad (\text{A72})$$

for $j \in \{1, 2, \dots, N\}$. With equation A70, we compute the determinant for \hat{M} of equation A71

$$\det [x\hat{I} - 2\hat{h}] = \text{tr} \left[\begin{pmatrix} x - 2\epsilon \cos\left(\frac{2\pi(N-1)}{N}\right) & -1 \\ 1 & 0 \end{pmatrix} \times \right. \\ \left. \begin{pmatrix} x - 2\epsilon \cos\left(\frac{2\pi(N-2)}{N}\right) & -1 \\ 1 & 0 \end{pmatrix} \times \right. \\ \cdots \begin{pmatrix} x - 2\epsilon \cos\left(\frac{2\pi}{N}\right) & -1 \\ 1 & 0 \end{pmatrix} \times \\ \left. \begin{pmatrix} x - 2\epsilon & -1 \\ 1 & 0 \end{pmatrix} \right] \\ - 2\cos(Nb). \quad (\text{A73})$$

The traced term in equation A73 is a monic polynomial of degree N that does not depend on b (but does depend upon ϵ) that we call $f(x)$ so that

$$\det [x\hat{I} - 2\hat{h}(1, b, \epsilon)] = f(x) - 2\cos(Nb). \quad (\text{A74})$$

The right hand side is the characteristic polynomial of the matrix $2\hat{h}(1, b, \epsilon)$.

Because the operator \hat{h} is Hermitian, it must have N real eigenvalues and this is true for any $b \in \mathbb{R}$.

Eigenvalues of $2\hat{h}(1, b, \epsilon)$ are values of x that are roots of equation A73; they satisfy $f(x) - 2\cos(Nb) = 0$.

Following the argument presented by Molinari [25] in the context of a different matrix, we take x real and consider the curve in the real xy plane described by $y = f(x)$. At each eigenvalue λ_k of $\hat{h}(1, b, \epsilon)$, the value of $x = 2\lambda_k$

gives an intersection between the curve $y = f(x)$ and the $y = 2\cos(Nb)$ horizontal line. The quantity $2\cos(Nb)$ is confined to the interval $[-2, 2]$. A maximum or minimum in the curve $f(x)$ can only exist at $|y| \geq 2$. Otherwise there would be a value of b giving two fewer intersections of the curve $y = f(x)$ with the horizontal line $y = 2\cos(Nb)$ and this would give two fewer than N roots of the characteristic polynomial. Because $f(x)$ cannot contain maxima or minima at $|f(x)| < 2$, we find the following: As long as b is not a multiple of π/N (giving $\cos(Nb) = \pm 1$) then there must be N intersections of $f(x)$ with the horizontal line $y = 2\cos(Nb)$. This implies that the roots of $f(x) - 2\cos(Nb)$ must be distinct. This in turn implies that the roots of $\hat{h}(1, b, \epsilon)$ are distinct for b not equal to a multiple of π/N . We can multiply by any $a \neq 0$ to find that the same is true for $\hat{h}(a, b, \epsilon)$.

We check that we have no contradiction in the case that $\epsilon = 0$ but $a \neq 0$. If $\epsilon = 0$ then the eigenvalues are $a \cos(\frac{2\pi k}{N} - b)$ for $k \in \{0, 1, \dots, N-1\}$. There is no degeneracy as long as b is not a multiple of π/N . \square

Note that multiplicity 2 eigenvalues of \hat{h} could exist for b a multiple of π/N . Numerically we have found that a multiplicity 2 pair eigenvalues of \hat{h} only exist for N a multiple of 4, $b = 0$, and when both eigenvalues are zero.

We consider the spectrum of $\hat{h}(a, b, \epsilon)$ with $a \neq 0, \epsilon \neq 0$ fixed and as a function of b . Because they are distinct, energy levels do not cross in the intervals $\frac{\pi k}{N} < b < \frac{\pi(k+1)}{N}$ for all integers k . Note that b a multiple of π/N are precisely the b values where $\frac{\partial \lambda_j(b)}{\partial b} = 0$ as shown in appendix A3. We suspect that close approaches (avoided crossings) between pairs of eigenvalues can only occur where b is an multiple of π/N . This is likely related to the symmetries described by the commutators in equations A34 and A39 which hold for b equal to even and odd multiples of π/N . Numerically we find that eigenvalues are distinct for b a multiple of π/N and $\epsilon \neq 0$ except in the special case of N a multiple of 4 and for two zero eigenvalues. However, a proof that the eigenvalues are distinct for b multiple of π/N (and excluding the special case) has eluded us. It would be nice to show that avoided crossings (closest approaches between eigenvalues) only occur for b equal to a multiple of π/N .

7. Other potentials

Many of the relations given in appendices A2 – A6 are not sensitive to the form of the potential term in the operator \hat{h} of equation A10. We summarize the relations that hold for potential functions that differ from $\cos \phi$.

Consider a Hermitian operator in the form

$$\hat{k}(a, b, \epsilon) = a \cos(\hat{p} - b) + \epsilon V(\hat{Z}, \hat{Z}^\dagger) \quad (\text{A75})$$

where $V()$ is a polynomial in \hat{Z}, \hat{Z}^\dagger . If $V()$ is a polynomial

of the Hermitian operators $\cos \hat{\phi} = \frac{1}{2}(\hat{Z} + \hat{Z}^\dagger)$ and $\sin \hat{\phi} = \frac{1}{2i}(\hat{Z} - \hat{Z}^\dagger)$, then it would be periodic in $\hat{\phi}$ and Hermitian.

Theorems A.1, A.3 and A.18 hold for the operator \hat{k} in the form of equation A75.

If the potential $V(\hat{Z}, \hat{Z}^\dagger)$ polynomial commutes with the parity operator \hat{P} (equation A8), then Theorems A.5, A.8, A.11, A.12 and corollaries A.6, and A.9 hold for an operator in the form of \hat{k} of equation A75.

8. Determinants

We calculate the determinant $\det \hat{h}(1, 0, \epsilon)$ (with operator defined in equation A10).

The operator $2\hat{h}(1, 0, 0)$ in the conventional basis is a matrix that has a zero diagonal and has 1s on the two off diagonals. Equation A70 gives for the determinant

$$\det [2\hat{h}(1, 0, 0)] = \text{tr} \left[\begin{pmatrix} 0 & -1 \\ 1 & 0 \end{pmatrix}^N \right] + 2(-1)^{N+1}. \quad (\text{A76})$$

The matrix

$$\hat{A} = \begin{pmatrix} 0 & -1 \\ 1 & 0 \end{pmatrix} \quad (\text{A77})$$

obeys $\hat{A}^2 = -\hat{I}$ and is proportional to the Pauli Y matrix. If N is even then $\text{tr}(\hat{A}^N) = 2(-1)^{N/2}$. If N is a multiple of 4 then $\text{tr}(\hat{A}^N) = 2$. If N is even but not a multiple of 4 then $\text{tr}(\hat{A}^N) = -2$. If N is odd then $\text{tr}(\hat{A}^N) = 0$ because $\text{tr} \hat{A} = 0$. Putting these together gives

$$\det [2\hat{h}(1, 0, 0)] = \begin{cases} 0 & \text{if } N \bmod 4 = 0 \\ 2 & \text{if } N \text{ is odd} \\ -4 & \text{if } N \bmod 4 = 2 \end{cases}. \quad (\text{A78})$$

We remove the factor of 2 from inside the determinant to find

$$\det [\hat{h}(1, 0, 0)] = \begin{cases} 0 & \text{if } N \bmod 4 = 0 \\ 2^{1-N} & \text{if } N \text{ is odd} \\ -2^{2-N} & \text{if } N \bmod 4 = 2 \end{cases}. \quad (\text{A79})$$

Since the determinant of $\hat{h}(1, 0, 0)$ is equivalent to the product of its eigenvalues, the product of cosines it is handy to also write

$$\det [\hat{h}(1, 0, 0)] = \prod_{j=0}^{N-1} \cos \left(\frac{2\pi j}{N} \right) = \frac{1}{2^N} \prod_{j=0}^{N-1} (\omega^j + \omega^{-j}) \quad (\text{A80})$$

where $\omega = e^{\frac{2\pi i}{N}}$.

We now compute the determinant for the Harper operator with $\epsilon \neq 0$. Again using equation A70 to compute the determinant (and in the conventional basis)

$$\begin{aligned} \det [2\hat{h}(1, 0, \epsilon)] &= \text{tr} \left[\begin{pmatrix} 2\epsilon \cos \frac{2\pi(N-1)}{N} & -1 \\ 1 & 0 \end{pmatrix} \times \right. \\ &\quad \left. \begin{pmatrix} 2\epsilon \cos \frac{2\pi(N-2)}{N} & -1 \\ 1 & 0 \end{pmatrix} \times \dots \right. \\ &\quad \left. \begin{pmatrix} 2\epsilon \cos \frac{2\pi}{N} & -1 \\ 1 & 0 \end{pmatrix} \times \right. \\ &\quad \left. \begin{pmatrix} 2\epsilon & -1 \\ 1 & 0 \end{pmatrix} \right] \\ &\quad + (-1)^{N-1} 2. \end{aligned} \quad (\text{A81})$$

We define some 2×2 matrices that lie within the trace term in equation A81 ;

$$\begin{aligned} \det [2\hat{h}(1, 0, \epsilon)] &= \text{tr} \left[\prod_{\substack{\text{ordered} \\ j=N-1 \\ \text{to } 0}} \hat{S}_j \right] + (-1)^{N-1} 2 \\ \hat{S}_j &= \begin{pmatrix} 2\epsilon \cos \frac{2\pi j}{N} & -1 \\ 1 & 0 \end{pmatrix}. \end{aligned} \quad (\text{A82})$$

$$\frac{d\hat{S}_j}{d\epsilon} = \begin{pmatrix} 2 \cos \frac{2\pi j}{N} & 0 \\ 0 & 0 \end{pmatrix} \equiv \hat{B}_j \quad (\text{A83})$$

$$\frac{d^2 \hat{S}_j}{d\epsilon^2} = 0 \quad (\text{A84})$$

$$\hat{S}_j \Big|_{\epsilon=0} = \begin{pmatrix} 0 & -1 \\ 1 & 0 \end{pmatrix} \equiv \hat{A}. \quad (\text{A85})$$

The determinant in equation A81 is a polynomial in ϵ ,

$$\det [2\hat{h}(1, 0, \epsilon)] = \sum_{j=0}^N g_j \epsilon^j. \quad (\text{A86})$$

We aim to compute the coefficients g_j .

In the Fourier basis using equation A70 the determinant

$$\begin{aligned} \det [2\hat{h}(1, 0, \epsilon)] &= \text{tr} \left[\begin{pmatrix} 2 \cos \frac{2\pi(N-1)}{N} & -\epsilon^2 \\ 1 & 0 \end{pmatrix} \times \right. \\ &\quad \left. \begin{pmatrix} 2 \cos \frac{2\pi(N-2)}{N} & -\epsilon^2 \\ 1 & 0 \end{pmatrix} \times \dots \right. \\ &\quad \left. \begin{pmatrix} 2 \cos \frac{2\pi}{N} & -\epsilon^2 \\ 1 & 0 \end{pmatrix} \times \right. \\ &\quad \left. \begin{pmatrix} 2 & -\epsilon^2 \\ 1 & 0 \end{pmatrix} \right] \\ &\quad + (-1)^{N-1} 2\epsilon^N. \end{aligned} \quad (\text{A87})$$

This shows that the coefficients g_j of the polynomial in ϵ (for $j < N$) are only nonzero if j is even as there are only terms proportional to ϵ^2 within the trace operator in equation A87. Hence

$$\text{for } j \text{ odd and } j < N, \quad g_j = 0. \quad (\text{A88})$$

The coefficient

$$g_0 = \det \left[2\hat{h}(1, 0, 0) \right] \quad (\text{A89})$$

is equal to the expression given in equation A79 times a power of 2.

In the Fourier basis using equation A70 the determinant

$$\begin{aligned} \det \left[2\epsilon^{-1} \hat{h}(1, 0, \epsilon) \right] &= \text{tr} \left[\begin{pmatrix} 2\epsilon^{-1} \cos \frac{2\pi(N-1)}{N} & -1 \\ 1 & 0 \end{pmatrix} \times \right. \\ &\quad \left. \begin{pmatrix} 2\epsilon^{-1} \cos \frac{2\pi(N-2)}{N} & -1 \\ 1 & 0 \end{pmatrix} \times \dots \right. \\ &\quad \left. \begin{pmatrix} 2\epsilon^{-1} \cos \frac{2\pi}{N} & -1 \\ 1 & 0 \end{pmatrix} \times \right. \\ &\quad \left. \begin{pmatrix} 2\epsilon^{-1} & -1 \\ 1 & 0 \end{pmatrix} \right] \\ &+ (-1)^{N-1} 2. \end{aligned} \quad (\text{A90})$$

In the large ϵ limit equation A90 resembles A76 for the operator with $\epsilon = 0$ in the conventional basis giving

$$g_N = g_0. \quad (\text{A91})$$

Remaining to compute are coefficients g_j for j even and $0 < j < N$. By applying derivatives with respect to ϵ to equation A81, the coefficients of the polynomial in equation A86 depend upon an ordered product of 2×2 matrices

$$g_j = \frac{d^j}{d\epsilon^j} \text{tr} \left[\prod_{\substack{\text{ordered} \\ j=N-1 \\ \text{to } 0}} \hat{S}_j \right] \Big|_{\epsilon=0}. \quad (\text{A92})$$

Since $\frac{d\hat{S}_j}{d\epsilon^2} = 0$ when taking the derivatives, the result is a sum of terms that contain a product of matrices \hat{B}_j defined in equation A83 and \hat{A} (defined in equations A77 or A85).

The g_2 coefficient contains a sum of terms. Each term contains two matrices in the form of the matrix \hat{B}_j defined in equation A83 interspersed with $N-2$ matrices that are equal to \hat{A} . It is convenient to compute for $j, j' \in \{0, 1, \dots, N-1\}$ and $k \in \mathbb{Z}$.

$$\begin{aligned} \hat{A}^{2k} &= (-1)^k \hat{I} \\ \hat{A}^{2k-1} &= (-1)^k \hat{A} \\ \hat{B}_j \hat{A} \hat{B}_{j'} &= 0 \\ \hat{B}_j \hat{A}^{2k+1} \hat{B}_{j'} &= 0 \\ \hat{B}_j \hat{A}^{2k} \hat{B}_{j'} &= (-1)^k \hat{B}_j \hat{B}_{j'}. \end{aligned} \quad (\text{A93})$$

The trace of the product of a matrix with a single coefficient on the diagonal and \hat{A} vanishes;

$$\text{tr} \left[\begin{pmatrix} 1 & 0 \\ 0 & 0 \end{pmatrix} \hat{A} \right] = 0. \quad (\text{A94})$$

This and equations A93 imply that if there is a odd number of \hat{A} matrices inside the trace term in equation A92 then the resulting trace vanishes. Hence if N is odd then $g_2 = 0$. The g_k coefficient contains k matrices in the form of \hat{B}_j and $N-k$ matrices that are equal to \hat{A} . As k must be even, this implies that if N is odd, there are an odd number of \hat{A} matrices, again giving a trace of zero. Hence

$$g_k = 0 \text{ for } N \text{ odd, } 0 < k < N. \quad (\text{A95})$$

If N is even then we find that

$$g_2 = \sum_{\substack{j > j' \\ j' - j \text{ odd}}} \text{tr} \left[\hat{B}_j \hat{B}_{j'} (-1)^{N/2-1} \right]. \quad (\text{A96})$$

The condition that j, j' differ by an odd number arises so that there are an even number of \hat{A} matrices between $\hat{B}_j, \hat{B}_{j'}$ within the product inside the trace in equation A81. The sum is over all possible combinations that satisfy this condition with $j, j' \in \{0, 1, \dots, N-1\}$. Using equation A83 for the \hat{B} matrices, equation A96 becomes

$$g_2 = \sum_{\substack{j > j' \\ j' - j \text{ odd}}} 4 \cos \left(\frac{2\pi j}{N} \right) \cos \left(\frac{2\pi j'}{N} \right). \quad (\text{A97})$$

Suppose we choose j, j' . Because $j' - j$ is odd and N is even, we can always find another pair of indices, such as $N/2 + j, j'$ or $j, N/2 + j'$ that has the opposite sign in their product of cosines. Hence the sum over all possible j, j' indices vanishes. An extension of this argument holds for g_4 and the other coefficients in the case of N even. Hence

$$g_k = 0 \text{ for } N \text{ even, } 0 < k < N. \quad (\text{A98})$$

The arguments presented above imply that the polynomial of equation A86 only contains two terms and

$$\det \hat{h}(1, 0, \epsilon) = \begin{cases} 0 & \text{if } N \bmod 4 = 0 \\ 2^{1-N}(1 + \epsilon^N) & \text{if } N \text{ is odd} \\ -2^{2-N}(1 + \epsilon^N) & \text{if } N \bmod 4 = 2 \end{cases}. \quad (\text{A99})$$

We have checked this relation numerically and it is probably exact.

Lemma A.19. *For N a multiple of 4, $a \neq 0$, the operator $\hat{h}(a, 0, \epsilon)$ has a zero eigenvalue of multiplicity 2.*

Proof. For N a multiple of 4, via equation A99 calculated above, the determinant $\det h(a, 0, \epsilon) = 0$. That implies that there is at least one eigenvalue that is zero. For

N even, eigenvalues must come in pairs $\lambda, -\lambda$ (theorem A.15). Consequently if there is a zero eigenvalue, it must have multiplicity of at least 2. As long as $a\epsilon \neq 0$, eigenvalues cannot have multiplicity greater 2, as discussed in appendix A 6 where we applied the Cauchy interlacing theorem. This implies that if N is a multiple of 4, there must be two zero eigenvalues. \square

9. Estimate of the minimum eigenvalue spacing

We estimate the minimum distance between any the two eigenvalues of $\hat{h}(1, 0, \epsilon)$ (equation A10) (with $a = 1, b = 0$) that are closest to zero, and with dimension N not equal to a multiple of 4. We ignore the case N a multiple of 4 because in this case there are two zero eigenvalues (see lemma A.19).

We use $p_{\hat{h}}$ to represent the characteristic polynomial

$$p_{\hat{h}}(x) \equiv \det \left[x\hat{I} - \hat{h}(a, 0, \epsilon) \right]. \quad (\text{A100})$$

Using equation A70 and the Fourier basis (equation A15) the characteristic polynomial of $\hat{h}(1, 0, \epsilon)$ can be written in terms of the trace of a product of 2×2 matrices

$$\begin{aligned} p_{\hat{h}}(x) = \text{tr} & \left[\begin{pmatrix} x - \cos \frac{2\pi(N-1)}{N} & -\frac{\epsilon^2}{4} \\ 1 & 0 \end{pmatrix} \times \right. \\ & \begin{pmatrix} x - \cos \frac{2\pi(N-2)}{N} & -\frac{\epsilon^2}{4} \\ 1 & 0 \end{pmatrix} \times \dots \\ & \begin{pmatrix} x - \cos \frac{2\pi}{N} & -\frac{\epsilon^2}{4} \\ 1 & 0 \end{pmatrix} \times \\ & \left. \begin{pmatrix} x - 1 & -\frac{\epsilon^2}{4} \\ 1 & 0 \end{pmatrix} \right] \\ & - 2 \left(\frac{\epsilon}{2} \right)^N. \end{aligned} \quad (\text{A101})$$

We insert $x = \lambda_* + \delta$ into the characteristic polynomial of equation A101 where λ_* is the smallest near 0 degenerate eigenvalue of $\hat{h}(1, 0, 0)$. Here δ , assumed small, will give us an estimate for the spacing between nearly degenerate eigenvalues as a function of ϵ . The eigenvalue

$$\lambda_* = \cos \frac{2\pi j_*}{N} = \cos \frac{2\pi j'_*}{N} \quad (\text{A102})$$

for j_* near $N/2$ and j'_* near $-N/2$. We assume that λ_* is small (near 0) and that $|\delta| < |\lambda_*|$ is even smaller. To second order in δ Terms containing factors of $\lambda_* - \cos \frac{2\pi j_*}{N}$ and $\lambda_* - \cos \frac{2\pi j'_*}{N}$ are zero, so assuming that δ is small, the characteristic polynomial (equation A101) is

approximately

$$\begin{aligned} p_{\hat{h}}(\lambda_* + \delta) \sim \text{tr} & \left[\begin{pmatrix} \lambda_* - \cos \frac{2\pi(N-1)}{N} & -\frac{\epsilon^2}{4} \\ 1 & 0 \end{pmatrix} \dots \right. \\ & \times \begin{pmatrix} \lambda_* - \cos \frac{2\pi(j'_*+1)}{N} & -\frac{\epsilon^2}{4} \\ 1 & 0 \end{pmatrix} \\ & \times \begin{pmatrix} \delta - \frac{\epsilon^2}{4} \\ 1 & 0 \end{pmatrix} \\ & \times \begin{pmatrix} \lambda_* - \cos \frac{2\pi(j'_*-1)}{N} & -\frac{\epsilon^2}{4} \\ 1 & 0 \end{pmatrix} \dots \\ & \times \begin{pmatrix} \lambda_* - \cos \frac{2\pi(j_*+1)}{N} & -\frac{\epsilon^2}{4} \\ 1 & 0 \end{pmatrix} \\ & \times \begin{pmatrix} \delta - \frac{\epsilon^2}{4} \\ 1 & 0 \end{pmatrix} \\ & \times \begin{pmatrix} \lambda_* - \cos \frac{2\pi(j_*-1)}{N} & -\frac{\epsilon^2}{4} \\ 1 & 0 \end{pmatrix} \dots \\ & \left. \times \begin{pmatrix} \lambda_* - 1 & -\frac{\epsilon^2}{4} \\ 1 & 0 \end{pmatrix} \right] - 2^{1-N} \epsilon^N. \end{aligned} \quad (\text{A103})$$

Each 2×2 matrix inside the trace of equation A103 is associated with an integer index corresponding to a N -th complex root of unity, as shown in Figure 14. The 2×2 matrices inside the trace can be cyclicly permuted so we can think of each one as being located on the unit circle. If λ_* is small compared to other roots of $\hat{h}(1, 0, 0)$ then in many cases we can approximate

$$\lambda_* - \cos \frac{2\pi k}{N} \sim -\cos \frac{2\pi k}{N} \text{ for } k \neq j_*, j'_*. \quad (\text{A104})$$

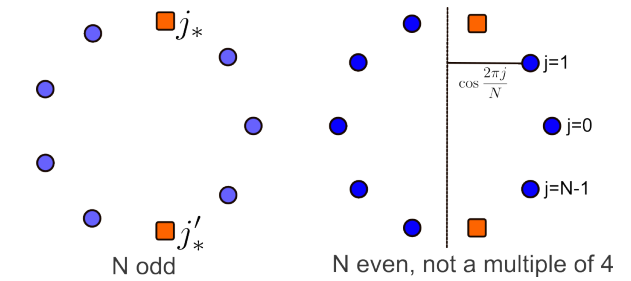


FIG. 14. Complex roots of unity displayed on the unit circle. On the left we show dimension N odd (in this case $N = 9$) and on the right N even but not a multiple of 4 (in this case $N = 10$). Two indices (denoted j_* and j'_* that have the same and lowest value of $\cos \frac{2\pi j_*}{N} = \cos \frac{2\pi j'_*}{N}$ are shown with orange squares. For N odd, remaining indices form two groups one with an even number of the elements and the other with an odd number of elements. For N even (but not a multiple of 4) the remaining indices form two groups, both containing odd numbers of elements. The trace in equation A108 can be cyclicly permuted so we can think of the indices as lying on a circle.

We define operators

$$\hat{C} = \begin{pmatrix} 0 & -\frac{\epsilon^2}{4} \\ 1 & 0 \end{pmatrix} \quad (\text{A105})$$

$$\hat{D}_j = \left(\lambda_* - \cos \frac{2\pi j}{N} \right) |0\rangle \langle 0|. \quad (\text{A106})$$

These operators obey relations similar to those in equation A93. For $j, j' \in \{0, 1, \dots, N-1\}$ and $k \in \mathbb{Z}$.

$$\begin{aligned} \hat{C}^{2k} &= (-1)^k \left(\frac{\epsilon}{2} \right)^{2k} \hat{I} \\ \hat{C}^{2k+1} &= (-1)^k \left(\frac{\epsilon}{2} \right)^{2k} \hat{D} \\ \hat{D}_j \hat{C} \hat{D}_{j'} &= |0\rangle \langle 0| \hat{C} |0\rangle \langle 0| = \hat{D}_j \hat{C}^{2k+1} \hat{D}_{j'} = 0 \\ \hat{D}_j \hat{C}^{2k} \hat{D}_{j'} &= (-1)^k \left(\frac{\epsilon}{2} \right)^{2k} \hat{D}_j \hat{D}_{j'}. \end{aligned} \quad (\text{A107})$$

Using the \hat{C}, \hat{D}_j operators equation A103 becomes

$$\begin{aligned} p_{\hat{h}}(\lambda_* + \delta) &\sim \text{tr} \left[(\hat{D}_{N-1} + \hat{C})(\hat{D}_{N-2} + \hat{C}) \dots \right. \\ &\quad \times (\hat{D}_{j'_*+1} + \hat{C})(\delta |0\rangle \langle 0| + \hat{C})(\hat{D}_{j'_*-1} + \hat{C}) \dots \\ &\quad \times (\hat{D}_{j_*+1} + \hat{C})(\delta |0\rangle \langle 0| + \hat{C})(\hat{D}_{j_*-1} + \hat{C}) \dots \\ &\quad \left. \times (\hat{D}_1 + \hat{C})(\hat{D}_0 + \hat{C}) \right] - 2^{1-N} \epsilon^N. \end{aligned} \quad (\text{A108})$$

We consider two terms, one proportional to δ^2 and the other independent of δ , and write equation A108 as a polynomial in ϵ

$$p_{\hat{h}}(\lambda_* + \delta) \sim \sum_{k=0}^N (c_k \epsilon^k + \delta^2 d_k \epsilon^k). \quad (\text{A109})$$

We ignore a possible term proportional to δ as this would more likely to cause an ϵ dependent shift in an eigenvalue rather than split a degeneracy. For $k < N$, and k odd $c_k = d_k = 0$. This follows as the trace term in equation A108 only contains factors of ϵ^2 .

We first consider the d_k coefficients. For these the product inside the trace must consist of a product of N 2×2 matrices which includes two operators $\delta |0\rangle \langle 0|$ at the location of indices j_* and j'_* . The remaining matrices are either \hat{D}_j or \hat{C} operators. For each location on the unit circle that is not associated with j_* or j'_* (shown in Figure 14 with blue dots) either \hat{D}_j or \hat{C} is chosen. At the location of j_* and j'_* , shown by the orange scales in Figure 14 the operator is $\delta |0\rangle \langle 0|$. To be non-zero, equation A107 implies that there must be consecutive pairs of \hat{C} operators. Each \hat{D}_j operator gives a cosine whereas each pair of \hat{C} operators gives a factor of $-\epsilon^2/4$.

For $k = 0$ all indices that are not j_*, j'_* give cosine factors;

$$\begin{aligned} d_0 &\sim \prod_{k \neq j_*, j'_*} \left(-\cos \frac{2\pi k}{N} \right) \\ &\sim (-1)^{N-2} \prod_{k=0}^{N-1} \frac{\cos \frac{2\pi k}{N}}{\lambda_*^2} \\ &\sim \begin{cases} -2^{1-N} \lambda_*^{-2} & N \text{ odd} \\ -2^{2-N} \lambda_*^{-2} & N \text{ even, not a multiple of 4} \end{cases} \end{aligned} \quad (\text{A110})$$

where we have used equation A80 for the product of cosines.

Because there are two factors of δ , and k must be even, the maximum k with d_k non-zero must be d_{N-3} if N is odd and d_{N-2} if N is even. In the case that N is odd all indices must give \hat{C} operators except 1 so that there are an even number. The lone \hat{D}_j operator must be on the side of the circle containing an odd number of indices, otherwise \hat{C} operators would not be in consecutive pairs;

$$\begin{aligned} d_{N-3} &\sim (-1)^{(N-3)/2} 2^{3-N} \sum_{\substack{k \neq j_*, j'_* \\ \text{one side} \\ k-j_* \text{ odd}}} \left(-\cos \frac{2\pi j}{N} \right) \\ &\sim (-1)^{(N-3)/2} 2^{3-N} \frac{N}{2\pi} \end{aligned} \quad (\text{A111})$$

where we have approximated the sum with an integral. The magnitude of the coefficient $|d_{N-3}| \epsilon^{N-3}$ is likely to be smaller in magnitude than $|d_0|$.

In the case that N is even (all indices must have \hat{C} operators)

$$d_{N-2} \sim 2^{(N-2)} (-1). \quad (\text{A112})$$

Again we expect $|d_{N-2}| \epsilon^{N-2} < d_0$ for $\epsilon < 1$. We guess that intermediate terms $|d_k| \epsilon^k$ with $0 < k < N-1$ would also be smaller than $|d_0|$ if $\epsilon < 1$. Hence we assume that we can neglect coefficients d_k for $k > 0$.

We now consider c_k coefficients. The coefficient $c_0 = 0$ as $p_{\hat{h}}(\lambda_*) = 0$ if $\epsilon = 0$ (in this case λ_* must be a root).

For the c_k coefficients (no factors of δ), the trace in equation A108 contains a product of 2×2 matrices that includes two separated \hat{C} matrices at the location of j_* and j'_* . Equation A107 implies that there must be consecutive pairs of separated \hat{C} operators, hence there must be at least 4 of them inside the trace for a non-zero result. Hence

$$c_2 = 0. \quad (\text{A113})$$

We estimate the coefficient c_4 which requires two consecutive pairs of \hat{C} operators, with location as shown in

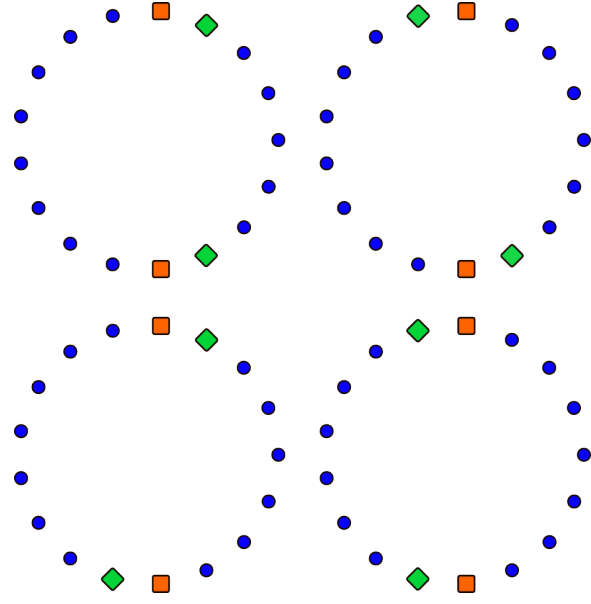


FIG. 15. The coefficient c_4 is a sum of 4 terms. The terms inside the trace operator for each term have \hat{C} operators at the locations of the orange squares and green diamonds and \hat{D}_j operators at the locations of the blue circles. The 4 terms approximately cancel, giving $c_4 \sim 0$.

Figure 15;

$$c_4 = \text{tr} \left[\hat{D}_{N-1} \hat{D}_{N-2} \dots \hat{D}_{j'_*-2} [D_{j'_*-1} \hat{C}^2 + \hat{C}^2 D_{j'_*+1}] \times \right. \\ \left. \hat{D}_{j'_*+2} \dots \hat{D}_{j_*-2} [D_{j_*-1} \hat{C}^2 + \hat{C}^2 D_{j_*+1}] \times \right. \\ \left. \hat{D}_{j_*+2} \dots \hat{D}_1 \hat{D}_0 \right]. \quad (\text{A114})$$

The remaining operators inside the trace are in the form of \hat{D}_j . Because \hat{C}^2 and \hat{D}_j are diagonal, all the 2×2 matrices in the product inside the trace in equation A114 are diagonal and commute, giving

$$c_4 = -\frac{\epsilon^2}{4} \prod_{\substack{j \neq j'_*, j'_* \pm 1 \\ j \neq j_*, j_* \pm 1}} \left(\lambda_* - \cos \frac{2\pi j}{N} \right) S \quad (\text{A115})$$

with

$$S = \left[\left(\lambda_* - \cos \frac{2\pi(j'_*+1)}{N} \right) + \left(\lambda_* - \cos \frac{2\pi(j'_*-1)}{N} \right) \right] \times \\ \left[\left(\lambda_* - \cos \frac{2\pi(j_*+1)}{N} \right) + \left(\lambda_* - \cos \frac{2\pi(j_*-1)}{N} \right) \right]. \quad (\text{A116})$$

Each factor contains terms that are approximately equidistant (on the x axis) about λ_* so they approxi-

mately cancel. As $\lambda_* = \cos \frac{2\pi j_*}{N} = \lambda_* = \cos \frac{2\pi j'_*}{N}$,

$$S \sim \left[\sin \left(\frac{2\pi j'_*}{N} \right) \left(\frac{2\pi}{N} - \frac{2\pi}{N} \right) \right]^2 \\ \sim 0 + \mathcal{O}(N^{-4}). \quad (\text{A117})$$

Consequently we can neglect the coefficient c_4 . The coefficient c_6 can be written in terms of two set sets, one that is proportional to c_4 and so cancel, and another set. The additional set can be written in terms of pairs that also cancel, so $c_6 \sim 0$.

For $k = N$ we can use the determinant (equation A99) to find that

$$c_N = \begin{cases} -2^{2-N} & N \text{ even, not a multiple of 4} \\ -2^{1-N} & N \text{ odd} \end{cases}. \quad (\text{A118})$$

If N is odd there cannot be N (odd) factors of \hat{C} inside the trace operator of equation A108 (otherwise the result is zero because of equation A107). We consider the coefficient c_{N-1} which requires a single \hat{D}_j operator within the trace of equation A108. Equation A108 has operators \hat{C} at index j_* and j'_* . The trace can be cyclicly permuted so we can think of the indices as lying on a circle as shown in Figure 14. There is only a single \hat{D}_j operator that can be located at any location other than j_* or j'_* . The remaining $N-1$ operators give a product of an even number of \hat{C} operators. This gives

$$c_{N-1} \sim (-1)^{\frac{(N-1)}{2}} 2^{1-N} \sum_{k \neq j_*, j'_*} \left(\lambda_* - \cos \frac{2\pi k}{N} \right) \\ \sim (-1)^{\frac{(N-1)}{2}} 2^{1-N} (N-2) \lambda_* \\ \sim (-1)^{\frac{(N-1)}{2}} 2^{1-N} \pi, \quad (\text{A119})$$

where we have used the fact that the sum of cosines is approximately zero. The factor of π causes $|c_{N-1}| \epsilon^{N-1} > |c_N| \epsilon^N$ (as long as $\pi > \epsilon$) so the coefficient c_N can be neglected.

For N even (not a multiple of 4), we compute c_{N-2} giving 2 operators $\hat{D}_k, \hat{D}_{k'}$ operators and the rest of the indices corresponding to \hat{C} operators inside the trace in equation A108. The indices j_*, j'_* must have \hat{C} operators. Due to equation A107, \hat{C} operators must be grouped in consecutive pairs. That means that $k - k'$ must be an odd number so that even numbers of \hat{C} can fit on both arcs of the unit circle;

$$c_{N-2} = (-1)^{\frac{(N-2)}{2}} 2^{2-N} \times \\ \sum_{\substack{k, k' \neq j_*, j'_* \\ k - k' \text{ odd}}} \left(\lambda_* - \cos \frac{2\pi k}{N} \right) \left(\lambda_* - \cos \frac{2\pi k'}{N} \right). \quad (\text{A120})$$

Even though there are of order N^2 possible locations for k, k' many of them can be grouped in pairs that approximately cancel. Given k , and N even but not a multiple

of 4, $N/2$ is odd and the index $N/2 - k$ is separated from k by an odd number. For $k \neq N/2 - k'$ there is a term with indices $k, N/2 - k'$ that approximately has the opposite sign as the term with k, k' (where we have used the approximation in equation A104). The terms that would not cancel would have $k, k' = N/2 - k$ on opposite sides of the unit circle. The largest terms that could be present could have k, k' near 0, $N/2$ which would give a factor of order 1 (as the product of the cosines is about -1). The coefficient should be somewhat (a factor of order unity) larger than

$$c_{N-2} \sim 2^{2-N} \quad (\text{A121})$$

as additional and smaller pairs of cosines would contribute to the sum. For $\epsilon < 1$, the coefficient $|c_{N-2}| \epsilon^{N-2} > |c_N| \epsilon^N$ so the c_N term can be neglected for N even and not a multiple of 4.

For N even, not a multiple of 4, using equation A121 for c_{N-2} and equation A110 for d_0 and setting $p_{\hat{h}}(\lambda_* + \delta) = 0$ so that we find an eigenvalue, (and neglecting c_k for $k < N - 2$), we find a splitting of the eigenvalues near λ_*

$$\delta \sim \epsilon^{\frac{N-2}{2}} \lambda_* \sim \epsilon^{\frac{N-2}{2}} \frac{\pi}{N} \quad \text{for } N \text{ even, not a multiple of 4.} \quad (\text{A122})$$

which is approximately consistent with the minimum spacing we found numerically in section II A (equation 8). For N odd using equation A119 for c_{N-1} and d_0 from equation A110 and setting $p_{\hat{h}}(\lambda_* + \delta) = 0$ (and neglecting c_k for $k < N - 1$), we find that

$$\delta \sim \epsilon^{\frac{N-1}{2}} \frac{\pi}{N} \quad \text{for } N \text{ odd} \quad (\text{A123})$$

which is approximately consistent with the minimum spacing we found numerically in section II A (equation 8).

Note that we neglected to show that c_k can be neglected for $k < N - 2$ (for N even) or $k < N - 1$ (for N odd). Spacing constraints between the cosine factors (due to the relations in equation A107) reduce the numbers of possible combinatorial factors and the cosines themselves are less than 1, consequently many of these terms might be relatively small. Many terms cancel or approximately cancel because the cosines can be both positive and negative and can be grouped in pairs that have similar size but opposite sign. The approximation of equation A104 can affect possible cancellations or near cancellations in these terms. For example, when estimating c_4 (above), the terms nearly cancel each other, for either N even (not a multiple of 4) or N odd, but to see this, we used $\hat{D}_j = (\lambda_* - \cos \frac{2\pi j}{N}) |0\rangle \langle 0|$ and did not use the approximation of equation A104. So far, we have failed to find a simple way (meaning one not involving combinatorics for each case) to show if c_k for $k = 6$ to $N - 3$ or $N - 4$ (depending upon whether N

is even or odd) can be neglected, even though the correspondence between equations A122 and A123 and our numerical estimates suggest that it might be possible. A small change of coefficients of a polynomial may induce a dramatic change in its roots (notoriously Wilkinson's polynomial; [40]). Thus the rough estimates given here are not rigorous even though they do approximately give the correct scaling we found numerically for the minimum distance between eigenvalues at the center of the circulating region.

Appendix B: Application of the Landau-Zener model

For a drifting two state system with an avoided crossing in energy levels, the Landau-Zener model gives the probability of a diabatic transition

$$P_D = e^{-2\pi\Gamma} \quad (\text{B1})$$

with dimensionless quantity

$$\Gamma = \frac{A^2}{\hbar\alpha} \quad (\text{B2})$$

[41, 44] that depends on two numbers α and A . During the transition, the two eigenvalues of the Hamiltonian have a minimum separation $dE_{min} = 2A$ and the rate that the energy levels approach each other is $\dot{E} = \alpha$.

If $\Gamma \gg 1$, then the drift is adiabatic. When begun in an initial eigenstate, it remains in it. If $\Gamma \ll 1$, then the drift is diabatic. The probability of a transition P_D approaches 1. If initially begun in an eigenstate, the system transitions with high probability to the opposite eigenstate. For both $\Gamma \gg 1$ and $\Gamma \ll 1$, if the system begins in an eigenstate, then it is in an eigenstate after the avoided crossing. A transition into a superposition state is likely only if $\Gamma \sim 1$.

If the probability of a diabatic transition is $1/2$ then equations B1 and B2 give the minimum value for the distance between energy eigenvalues is

$$dE_{min,p1/2} = 2\sqrt{\frac{\hbar\alpha \ln 2}{2\pi}}. \quad (\text{B3})$$

For our drifting Harper model we draw upon Figure 4 to estimate the rate α (in equation B2) that energy levels approach each other if parameter b (of \hat{h}) varies. In the circulating region α can be estimated from the slopes in the spectral lattice shown in Figure 3. The maximum and minimum energies in the spectrum are at $\sim \pm(|a| + |\epsilon|)$. If the energy levels were equally spaced, they would be separated by about $\frac{2(|a| + |\epsilon|)}{N}$. Because the eigenstates are in nearly degenerate pairs within the separatrix, the distance between pairs of nearly degenerate eigenvalues is about twice this, so we take $\Delta E \sim \frac{4(|a| + |\epsilon|)}{N}$. The parameter b need only drift a distance of $2\pi/N$ for an energy level to cover the distance between two levels initially at

$b = 0$ (see Figures 3 and 4). This means that a single energy level drifts at a rate

$$\dot{E} \sim \frac{4(|a| + |\epsilon|)}{N} \frac{\dot{b}}{2\pi/N} \quad (\text{B4})$$

where \dot{b} is the rate that b varies. The relative drift rate between two crossing energy levels could be twice as large as \dot{E} or

$$\alpha \approx \frac{4(|a| + |\epsilon|)}{\pi} \frac{\Delta b}{T}, \quad (\text{B5})$$

where Δb is the total change of b after a drift of duration T at a rate \dot{b} . We insert this into equation B3 to estimate the distance between eigenvalues that gives a diabatic transition probability of $1/2$

$$dE_{\min, p1/2} \approx 2 \sqrt{\frac{\ln 2}{\pi^2} (|a| + |\epsilon|) \frac{\Delta b}{T/\hbar}}. \quad (\text{B6})$$

We used equation B6 to estimate the energy level spacing giving probability of $1/2$ for diabatic transition at the different drift rates (of b) shown in Figure 9.

Appendix C: Comparing the eigenvalues of the Harper model to those of the Mathieu equation

In this section we compare the eigenvalues of the Harper operator, with phase space confined to a torus, to those of the quantized pendulum which is confined in angle ϕ but has momentum p that can go to infinity. The quantized pendulum is described by continuous wave functions $\psi(\phi)$ in an infinite dimensional Hilbert space, whereas state vectors for the Harper model are finite dimensional.

Schrödinger's equation for the quantized pendulum [13]

$$\left(\frac{\hat{p}^2}{2I} - V_0 \cos \phi \right) \psi(\phi) = \left(-\frac{\hbar^2}{2I} \frac{d^2}{d\phi^2} - V_0 \cos \phi \right) \psi(\phi) = E\psi(\phi) \quad (\text{C1})$$

with moment of inertia I and potential strength V_0 , can be put in the form of the Mathieu equation with $z = \phi/2$. The Mathieu equation depends on a perturbation strength q , (usually taken to be real and non-negative)

$$\frac{d^2 \psi(z)}{dz^2} + [\lambda - 2q \cos(2z)] \psi(z) = 0, \quad (\text{C2})$$

where λ is a real eigenvalue (also called a characteristic). The value of q in Mathieu's equation consistent with Schrödinger's equation for the quantized pendulum depends upon the values of V_0, I, \hbar (equation 13 by [17]). Following Doncheski and Robinett [17], the eigenfunctions for the pendulum must exhibit 2π periodicity in

the variable ϕ , consequently we restrict eigenfunctions to those with period π in the variable z . The associated eigenvalues are those denoted $a_{2m}(q)$, for $m \geq 0$, with eigenfunction that is the even or cosine-like Mathieu function of the first kind $ce_{2m}(z, q)$ and eigenvalues denoted $b_{2m}(q)$, for $m > 0$, with odd eigenfunctions that are odd or sine-like Mathieu functions of the first kind; $se_{2m}(z, q)$.

The number of quantum states that fits within a torus within phase space depends on Planck's constant. The Harper model was quantized with the effective value of Planck's constant $\hbar = \frac{2\pi}{N}$ (following Quillen and Miakhel [31] section II.A). Using this value of Planck's constant, we follow Doncheski and Robinett [17] to relate the potential strength ϵ in the Harper model to the parameter q in Mathieu's equation

$$q = \epsilon \left(\frac{N}{\pi} \right)^2. \quad (\text{C3})$$

An eigenvalue λ of the Mathieu equation is then related to an eigenvalue E of the Harper equation with

$$E = \frac{\lambda}{2} \left(\frac{\pi}{N} \right)^2 + \text{constant}. \quad (\text{C4})$$

In Figure 16 we compare the eigenvalues of the Harper operator $\hat{h}(a, b, \epsilon) = a \cos(\hat{p} - b) + \epsilon \cos \phi$ with $a = 1, b = 0, \epsilon = 0.4$ and dimension $N = 50$ to the eigenvalues of the Mathieu equation that are computed using the scaling factors in equations C3 and C4. The characteristics $a_{2m}(q)$ (for $m \geq 0$) and $b_{2m}(q)$ (for $m > 0$) were computed with special functions available in python's `scipy` package. Both sets of eigenvalues were put in increasing order for this comparison, and the index j on the x axes in Figure 16 refer to the indices in this order, not m . After rescaling we shifted the spectrum of the Mathieu equation so that the lowest eigenvalue matched that of the Harper model.

Figure 16a illustrates that within the potential well (at energies below that of the lower separatrix in the Harper model), the eigenvalues for both models are well separated and similar. Above the separatrix and in the region we called circulating, the eigenvalues in both systems are nearly degenerate. The eigenvalues of the Mathieu equation diverge as the spectrum approaches that of a free rotor, whereas that of the Harper model has a symmetry which gives it an additional libration region at higher energies. The kinetic energy for the pendulum is $\propto \hat{p}^2$ where as that in the Harper model depends on $\cos \hat{p}$.

Figure 16a shows that the spacing between eigenvalues at energy levels below 0 is similar. While the Harper model has the smallest spacing in the middle of the circulating region at an energy near 0, the spacing between pairs of nearly degenerate eigenvalues continues to drop rapidly as the index j (or m) goes to infinity. Eigenvalues for the Mathieu equation are distinct unless $q = 0$ (a result known as Ince's theorem) where as those of the Harper model are probably distinct unless $\epsilon = 0$ or for

the special case of the pair of zero eigenvalues when N is a multiple of 4. Because the Harper model is finite dimensional, there is a minimum spacing between eigenvalues in the spectrum. For a drifting system (for example with b slowly varying) there would be a drift rate that is slow enough that a system begun in any eigenstate would remain in an eigenstate. The quantized pendulum, modified so that it has kinetic energy $\propto (\hat{p} - b)^2$, can be similarly drifted by varying b . However the separation between pairs of eigenstates approaches zero as $m \rightarrow \infty$ for the quantized pendulum. No matter how slowly the quantized pendulum is drifted, there is always an energy above which avoided energy level crossings would be diabatic. The drop in distances between energy levels is so rapid that for most laboratory settings the transition between adiabatic and diabatic behavior would not occur at a very high energy level.

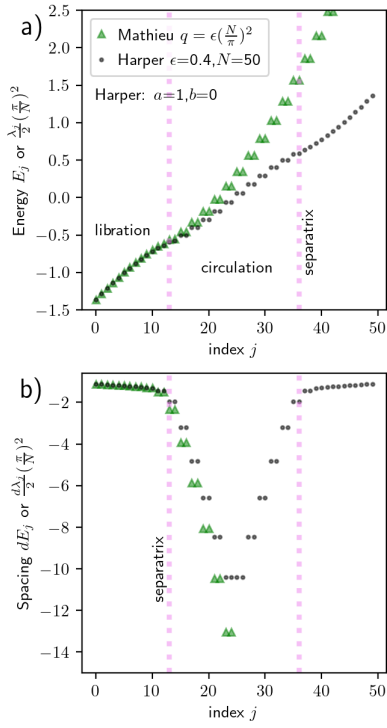


FIG. 16. a) We plot eigenvalues of a Harper operator (equation A10) and those of a matching Mathieu equation. Scaling factors relating the two models are in equations C3 and C4. The eigenvalues of the Mathieu equation match the quantized Harper model within the libration region but diverge from the Harper model within the circulation region. Both systems have well separated eigenvalues in the libration region and nearly degenerate eigenvalues within the circulation region. b) Spacing between eigenvalues is plotted for both models. For the Mathieu equation, as $j \rightarrow \infty$, the spacing between nearly degenerate pairs of eigenvalues decreases forever; $dE_j \rightarrow 0$.