

Optimal Debiased Inference on Privatized Data via Indirect Estimation and Parametric Bootstrap

Zhanyu Wang, Arin Chang, and Jordan Awan¹

Department of Statistics, Purdue University

Abstract

We design a debiased parametric bootstrap framework for statistical inference from differentially private data. Existing usage of the parametric bootstrap on privatized data ignored or avoided handling the effect of clamping, a technique employed by the majority of privacy mechanisms. Ignoring the impact of clamping often leads to under-coverage of confidence intervals and miscalibrated type I errors of hypothesis tests. The main reason for the failure of the existing methods is the inconsistency of the parameter estimate based on the privatized data. We propose using the indirect inference method to estimate the parameter values consistently, and we use the improved estimator in parametric bootstrap for inference. To implement the indirect estimator, we present a novel simulation-based, adaptive approach along with the theory that establishes the consistency of the corresponding parametric bootstrap estimates, confidence intervals, and hypothesis tests. In particular, we prove that our adaptive indirect estimator achieves the minimum asymptotic variance among all “well-behaved” consistent estimators based on the released summary statistic. Our simulation studies show that our framework produces confidence intervals with well-calibrated coverage and performs hypothesis testing with the correct type I error, giving state-of-the-art performance for inference on location-scale normals, simple linear regression, and logistic regression.

Keywords: differential privacy, confidence intervals, hypothesis tests, simulation-based inference, asymptotic statistics

¹The authors gratefully acknowledge support from NSF grant SES-2150615 to Purdue University.

1 Introduction

In the age of big data, utilizing diverse data sources to train models offers significant benefits but also leaves data providers vulnerable to malicious attacks. To mitigate privacy concerns, Dwork et al. (2006) introduced the concept of differential privacy (DP), which quantifies the level of privacy assurance offered by a specific data processing procedure. Following the advent of DP, numerous mechanisms have been developed to provide DP-guaranteed point estimates for parameters (Dwork and Roth, 2014). These algorithms inject additional randomness into the output to manage the tradeoff between its utility and the privacy guarantee. In addition to providing an accurate point estimator for a population parameter of interest, a central task in statistical analysis is frequentist inference—quantifying the uncertainty of a population parameter estimate derived from data via hypothesis tests or confidence intervals. When applied under DP constraints, this task becomes notably challenging due to the randomness and biases introduced by privacy mechanisms.

A popular method of performing such inference for population parameters using privatized data is the parametric bootstrap (PB). Du et al. (2020) proposed multiple methods to construct DP CIs that differ in parameter estimation techniques, and all use PB to derive CIs through simulation. Ferrando et al. (2022) were the first to theoretically analyze the use of PB with DP guarantees. They validated the consistency of their CIs in two private estimation settings: exponential families and linear regression via sufficient statistic perturbation (SSP). Alabi and Vadhan (2022) leveraged PB to conduct DP hypothesis testing specifically for linear regression.

However, existing PB methods all assume that clamping does not influence the data distribution, an assertion that is overly strong and can result in inaccurate inferences. As a result, they frequently produce biased estimators, leading to undercoverage of confidence intervals and miscalibrated type I error rates (Awan and Wang, 2024).

In this work, we address these challenges by proposing a novel adaptive indirect estimator

which optimally post-processes DP summary statistics to produce a consistent estimate that achieves the minimum asymptotic variance among all “well-behaved” consistent estimators (defined in Definition 3.8). Our estimator is based on the method of indirect inference (Gourieroux et al., 1993), essentially reversing the generative process of the DP mechanism and estimating the parameter that would have most likely produced the observed privatized output. Based on our estimator, we develop a debiased parametric bootstrap framework to perform valid frequentist inference. We demonstrate that our approach produces well-calibrated CIs and valid HTs in several finite-sample simulation settings.

1.1 Our contributions

We propose a novel framework for frequentist statistical inference under differential privacy by optimally post-processing the DP-released statistic to obtain a consistent estimator of the parameter of interest. This estimator is used in a debiased inference pipeline based on indirect estimation and parametric bootstrap. Our main contributions are as follows:

- We identify that the estimation bias of existing private inference procedures primarily stem from directly using the DP output as a plug-in estimator. We address this by introducing an adaptive indirect estimator that leverages knowledge of the data-generating process and the DP mechanism. We prove that this estimator is consistent and achieves the minimum asymptotic variance among all well-behaved consistent estimators.
- While the indirect inference method (Gourieroux et al., 1993) used the asymptotic normality of the indirect estimator to perform inference, for DP inference, the asymptotic normality may not hold due to the DP noises added. Therefore, we generalize the asymptotic properties and use PB to approximate the sampling distribution of the indirect estimator for better finite-sample performance. We also propose an adaptive indirect estimator that automatically achieves the optimal asymptotic variance

among all well-behaved consistent estimators, without the need for carefully chosen hyperparameters.

- Through three numerical simulations on statistical inference with private CIs and HTs, in the settings of location-scale normal, simple linear regression, and logistic regression, we improve over state-of-the-art methods regarding both validity and efficiency.

While our methodology is motivated by privatized statistics, our framework can be applied in any setting where a low-dimensional summary statistic is available. Thus, our results may be of independent interest for other statistical problems.

1.2 Related work

For the relationship between indirect inference and other inference methods, Jiang and Turnbull (2004) compared the indirect estimator to the estimator in the generalized method of moments (Hansen, 1982), along with their connection to other approaches using auxiliary models or misspecified likelihoods. It is straightforward to use the indirect inference method for bias correction: Gouriéroux et al. (2010) showed that the indirect estimator had finite sample properties superior to the generalized method of moment and the bias-corrected maximum likelihood estimator; Kosmidis (2014) also compared indirect inference with other bias correction methods; and Guerrier et al. (2019) gave a comprehensive review of the literature using the indirect inference method for bias correction, followed by Guerrier et al. (2020) and Zhang et al. (2022).

Our work is also related to other existing simulation-based methods for DP statistical inference. Ju et al. (2022) proposed a general Bayesian inference method targeting the true posterior distribution under DP guarantees. Wang et al. (2018) used simulation to incorporate the classic central limit theorem and the DP mechanism to approximate the sampling distribution on privatized data. Using the sample-aggregate framework, Evans et al. (2023) privately estimated the proportion of their estimates affected by clamping for

bias correction, and Covington et al. (2021) built their DP algorithm to avoid the effect of clipping on the sampling distribution. However, the methods by Evans et al. (2023) and Covington et al. (2021) are restricted to specific forms of the sampling distribution. Awan and Wang (2024) developed a simulation-based inference framework based on repro samples (Xie and Wang, 2022) to perform finite-sample inference on privatized data, which is closely related to our adaptive indirect estimator, but suffers from overly conservative inference and high computational cost.

For the problems with non-smooth data generating equations such as with discrete random variables, Bruins et al. (2018) approximated the non-smooth function using a smooth function, parameterized by λ_n , which converged to the original non-smooth equation when $\lambda_n \rightarrow 0$ as the sample size $n \rightarrow \infty$. Akerberg (2009) and Sauer and Taber (2021) combined importance sampling with indirect inference when the likelihood function of the discrete data was smooth with respect to the parameter, which transformed the discrete optimization problem into a continuous optimization. Frazier et al. (2019) used a change of variables technique to compute a pseudo version of $\frac{\partial s^r(\theta)}{\partial \theta}$ which converges to $\frac{\partial b(\theta)}{\partial \theta}$ in probability. We use similar techniques in Section 3.4 to extend our results to non-smooth settings as well.

2 Background and motivation

In this section, we first illustrate the PB method and discuss the consistency of PB estimators, CIs, and HTs. Then, we review the background of DP, including the definitions and mechanisms used in this paper. Finally, we identify the problem of using biased estimates in PB for private inference through two examples of building CIs and conducting HTs.

2.1 Parametric bootstrap

Let the sample dataset be $D := (x_1, x_2, \dots, x_n)$ with sample size n and $x_i \stackrel{\text{iid}}{\sim} F$, $i = 1, \dots, n$.

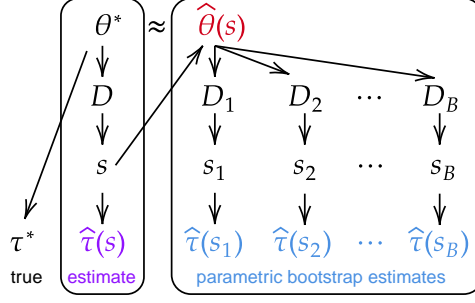


Figure 1: The illustration of parametric bootstrap. The parameter for data generation is θ^* , and the parameter of interest is τ^* . The left part of the figure denotes the point estimate $\hat{\tau}$, and the right part is the PB procedure. For non-private settings, we observe the dataset D , while under DP guarantees, we only observe the released statistic s .

The idea of bootstrap methods is to estimate the sampling distribution of a test statistic $\hat{\tau}(D)$ by the empirical distribution of the test statistic $\hat{\tau}(D_b)$, $b = 1, \dots, B$, calculated on the synthetic data D_b with data points sampled from \hat{F} , an estimation of the original data distribution F based on D .

Assuming that F is parameterized by θ^* , denoted by F_{θ^*} , the PB method resamples data by letting $\hat{F} := F_{\hat{\theta}}$ where $\hat{\theta}$ is an estimate of θ^* . In this paper, we focus on using PB under DP guarantees where we only observe the DP summary statistic s calculated from D , but not D itself. We formally define PB with s below and visualize the procedure in Figure 1.

Definition 2.1. Let $s \in \Omega \subseteq \mathbb{R}^p$ be a random variable summarizing the observed dataset where $s \sim \mathbb{P}_{\theta^*}$, i.e., s is defined on the probability space $(\Omega, \mathcal{F}, \mathbb{P}_{\theta^*})$ and following the distribution $\mathbb{P}_{\theta^*} : \mathcal{F} \rightarrow [0, 1]$ parameterized by the true unknown parameter $\theta^* \in \Theta \subseteq \mathbb{R}^q$. Let $\tau^* := \tau(\theta^*)$ be the parameter of interest where $\tau : \Theta \rightarrow \mathbb{R}$. Let $\hat{\theta} : \Omega \rightarrow \Theta$ and $\hat{\tau} : \Omega \rightarrow \mathbb{R}$ be measurable functions, and $\hat{\theta}(s)$ and $\hat{\tau}(s)$ are estimators of θ^* and τ^* respectively. The PB estimator of τ^* is defined by $\hat{\tau}(s_b)$ where $s_b | s \stackrel{\text{iid}}{\sim} \mathbb{P}_{\hat{\theta}(s)}(\cdot | s)$, $b = 1, \dots, B$. We let $\mathbb{P}_{\hat{\theta}(s)}(\cdot | s)$ denote the Markov kernel for the law of s_b given s , which is parameterized by $\hat{\theta}(s)$ in the same way as \mathbb{P}_{θ^*} parameterized by θ^* .

The bootstrap method uses the empirical cumulative distribution function (CDF) of $\{\hat{\tau}(s_b)\}_{b=1}^B$ to approximate the sampling distribution of $\hat{\tau}(s)$, and construct CIs or perform

HTs for τ^* . In the remainder of this section, we characterize the consistency of PB estimators, CIs, and HTs.

Definition 2.2 (PB consistency; Van der Vaart (2000)). Let $s \sim \mathbb{P}_{\theta^*}$, $s_b \sim \mathbb{P}_{\hat{\theta}(s)}(\cdot|s)$, and $\hat{\sigma} : \Omega \rightarrow \mathbb{R}$ is measurable. The PB estimator $\hat{\tau}(s_b)$ is *consistent* relative to the Kolmogorov-Smirnov distance if

$$\sup_t \left\| \mathbb{P}_{\hat{\theta}(s)} \left(\frac{\hat{\tau}(s_b) - \tau(\hat{\theta}(s))}{\hat{\sigma}(s_b)} \leq t \mid s \right) - \mathbb{P}_{\theta^*} \left(\frac{\hat{\tau}(s) - \tau(\theta^*)}{\hat{\sigma}(s)} \leq t \right) \right\| \xrightarrow{P} 0,$$

with convergence in \mathbb{P}_{θ^*} -probability. Furthermore, if $\left(\frac{\hat{\tau}(s) - \tau(\theta^*)}{\hat{\sigma}(s)} \right) \xrightarrow{d} T^*$ with a continuous CDF F_{T^*} , the above condition is equivalent to $\mathbb{P}_{\hat{\theta}(s)} \left(\frac{\hat{\tau}(s_b) - \tau(\hat{\theta}(s))}{\hat{\sigma}(s_b)} \leq t \mid s \right) \xrightarrow{P} F_{T^*}(t)$ for all t .

Remark 2.3. Definition 2.2 allows general choices of $\hat{\sigma}(s)$ such as $\hat{\sigma}(s) := \frac{1}{\sqrt{n}}$. Intuitively, setting $\hat{\sigma}(s)$ as an estimator of the standard deviation of $\hat{\tau}(s)$ can make $\frac{\hat{\tau}(s) - \tau(\theta^*)}{\hat{\sigma}(s)}$ an approximate pivot and improve performance. Our simulation in Figure 5 provides an example of the advantage of using the approximate pivot for HTs.

Definition 2.4 (Asymptotic consistency of CIs; Van der Vaart (2000)). Let s_n be a summary statistic of a dataset with sample size n and $s_n \sim \mathbb{P}_{n,\theta^*}$. The CIs $[\hat{\tau}_{n,1}(s_n), \hat{\tau}_{n,2}(s_n)]$ for $\tau^* := \tau(\theta^*)$ are (conservatively) *asymptotically consistent* at level $1 - \alpha$ if, for every $\theta^* \in \Theta$,

$$\liminf_{n \rightarrow \infty} \mathbb{P}_{n,\theta^*}(\hat{\tau}_{n,1}(s_n) \leq \tau^* \leq \hat{\tau}_{n,2}(s_n)) \geq 1 - \alpha.$$

Definition 2.5 (Asymptotic consistency of HTs; Van der Vaart (2000)). For $s_n \sim \mathbb{P}_{n,\theta^*}$, the power function of the test between $H_0 : \theta^* \in \Theta_0$ and $H_a : \theta^* \in \Theta_1$ is $\pi_n(\theta^*) := \mathbb{P}_{n,\theta^*}(T_n(s_n) \in K_n(s_n))$, i.e., we reject H_0 if the test statistic $T_n(s_n)$ falls into a critical region $K_n(s_n)$. A sequence of tests is called asymptotically consistent if for each $\alpha \in (0, 1)$, it has a subsequence of tests with $\limsup_{n \rightarrow \infty} \pi_n(\theta^*) \leq \alpha$ for all $\theta^* \in \Theta_0$ and $\lim_{n \rightarrow \infty} \pi_n(\theta_1) = 1$ for all $\theta_1 \in \Theta_1$.

With the consistent PB estimators, it is straightforward to build CIs and HTs that are asymptotically consistent. For PB CIs, we cite the existing result (Van der Vaart, 2000,

Lemma 23.3) in Lemma 2.6, and for PB HTs, we formally prove this in Lemma 2.7 as we could not find a prior reference.

Lemma 2.6 (Asymptotic consistency of PB CIs; Van der Vaart (2000)). *Suppose that for every $\theta^* \in \Theta$, $\left(\frac{\hat{\tau}(s) - \tau(\theta^*)}{\hat{\sigma}(s)}\right) \xrightarrow{d} T_{\theta^*}$ for a random variable T_{θ^*} with a continuous CDF and the PB estimator $\hat{\tau}(s_b)$ is consistent where $s_b \sim \mathbb{P}_{\hat{\theta}(s)}(\cdot|s)$. Let $\hat{\xi}_\alpha(s)$ be the upper α -quantile of the distribution of $\left(\frac{\hat{\tau}(s_b) - \tau(\hat{\theta}(s))}{\hat{\sigma}(s_b)} \mid s\right)$. The PB CIs $[\hat{\tau}(s) - \hat{\xi}_{\frac{\alpha}{2}}(s)\hat{\sigma}(s), \hat{\tau}(s) - \hat{\xi}_{1-\frac{\alpha}{2}}(s)\hat{\sigma}(s)]$ are asymptotically consistent at level $1 - \alpha$.*

Lemma 2.7 (Asymptotic consistency of PB HTs). *Suppose that for every $\theta^* \in \Theta$, there exists a random variable T_{θ^*} with continuous CDF such that $\left(\frac{\hat{\tau}(s) - \tau(\theta^*)}{\hat{\sigma}(s)}\right) \xrightarrow{d} T_{\theta^*}$, and the PB estimator $\hat{\tau}(s_b)$ is consistent where $s_b \sim \mathbb{P}_{\hat{\theta}(s)}(\cdot|s)$. Let $\hat{\xi}_\alpha(s)$ be the upper α -quantile of the distribution of $\left(\left|\frac{\hat{\tau}(s_b) - \tau(\hat{\theta}(s))}{\hat{\sigma}(s_b)}\right| \mid s\right)$. If $\hat{\sigma}(s) \xrightarrow{P} 0$ and $\inf_{\theta^* \in \Theta_0} |\tau(\theta^*) - \tau(\theta_1)| > 0$ for all $\theta_1 \in \Theta_1$, the sequence of PB HTs with test statistic $T_n(s) := \inf_{\theta^* \in \Theta_0} \left|\frac{\hat{\tau}(s) - \tau(\theta^*)}{\hat{\sigma}(s)}\right|$ and critical region $K_n(s) := (\hat{\xi}_\alpha(s), \infty)$ for any level α is asymptotically consistent.*

From Lemmas 2.6 and 2.7, the consistency of PB estimators $\hat{\tau}(s_b)$ is essential for the validity of the CIs and HTs based on PB. Beran (1997) and Ferrando et al. (2022) showed that the asymptotic equivariance of $\hat{\tau}$ guaranteed the consistency of $\hat{\tau}(s_b)$ if $\hat{\theta}(s) - \theta^* = O_p(1/\sqrt{n})$ and $\hat{\sigma}(s) = 1/\sqrt{n}$ for all s . We prove Proposition 2.9 with a generic choice for $\hat{\sigma}$.

Definition 2.8 (Asymptotic equivariance; Beran (1997)). Let $Q_n(\theta^*)$ be the distribution of $\sqrt{n}(\hat{\tau}(s) - \tau(\theta^*))$ where $s \sim \mathbb{P}_{\theta^*}$. We say that $\hat{\tau}$ is asymptotically equivariant if $Q_n(\theta^* + h_n/\sqrt{n})$ converges to a limiting distribution $H(\theta^*)$ for all convergent sequences $h_n \rightarrow h$.

Proposition 2.9 (PB consistency). *Suppose $\sqrt{n}(\hat{\theta}(s) - \theta^*) \xrightarrow{d} J(\theta^*)$, $\hat{\tau}$ is asymptotically equivariant with continuous $H(\theta^*)$, and $\sqrt{n}(\hat{\sigma}(s)) \xrightarrow{P} \sigma(\theta^*)$ for all convergent sequences $h_n \rightarrow h$ and $s \sim \mathbb{P}_{\theta^* + h_n/\sqrt{n}}$. Then, the PB estimator $\hat{\tau}(s_b)$ is consistent.*

The assumption $s \sim \mathbb{P}_{\theta^*}$ can often be represented by a data generating equation $s := s(D)$, $D := G(\theta^*, u)$ where D is the dataset, G is a deterministic function named as the data

generating equation, u is the source of uncertainty in D named as the random seed, such that $u \sim \mathbb{P}_u$ where \mathbb{P}_u is known and does not depend on θ^* .

Example 2.10. Let the dataset be $D := (x_1, \dots, x_n)$. If $x_i \stackrel{\text{iid}}{\sim} N(\mu, \sigma^2)$, $i = 1, \dots, n$, we can represent D as $D := \mu + \sigma u$ where $u \sim N(0, I_{n \times n})$ and the parameter is $\theta^* := (\mu, \sigma)$. If $x_i \stackrel{\text{iid}}{\sim} \text{Bernoulli}(p)$, $i = 1, \dots, n$, we can represent D as $D := (\mathbb{1}_{u_1 \leq p}, \dots, \mathbb{1}_{u_n \leq p})$ where $u := (u_1, \dots, u_n) \sim \text{Uniform}([0, 1]^n)$ and the parameter is $\theta^* := p$.

2.2 Differential privacy

In this paper, we use ε -DP (Dwork et al., 2006) and Gaussian DP (GDP) (Dong et al., 2022) in our examples although our results also apply to other DP notions.

A mechanism is a randomized function M that takes a dataset D of size n as input and outputs a random variable or vector s . The Hamming distance between two datasets with the same sample sizes is $d(D, D')$, the number of entries in which D and D' differ.

Definition 2.11. M satisfies ε -DP if for any D and D' such that $d(D, D') \leq 1$, we have $P(M(D) \in S) \leq \exp(\varepsilon)P(M(D') \in S)$ for every measurable set S .

Definition 2.12. M satisfies μ -GDP if for any D and D' such that $d(D, D') \leq 1$, any hypothesis test between $H_0 : s \sim M(D)$ and $H_1 : s \sim M(D')$ has a type II error bounded below by $\Phi(\Phi^{-1}(1 - \alpha) - \mu)$, where α is the type I error.

Definition 2.12 means that if $d(D, D') \leq 1$ and M is μ -GDP, it is harder to distinguish $M(D)$ from $M(D')$ than to distinguish a sample drawn from either $N(0, 1)$ or $N(\mu, 1)$.

Definition 2.13. The ℓ_p -sensitivity of a function g is $\Delta_p(g) := \sup_{d(D, D') \leq 1} \|g(D) - g(D')\|_p$.

Definition 2.14 (Laplace mechanism; Dwork and Roth (2014)). The Laplace mechanism on g is defined as $M_{L,g,b}(D) := g(D) + (\xi_1, \dots, \xi_d)$ where $\xi_i \stackrel{\text{iid}}{\sim} \text{Laplace}(b)$ with probability density function (pdf) $p(x) := \frac{1}{2b}e^{-|x|/b}$, $i = 1, \dots, d$. $M_{L,g,b}(D)$ satisfies ε -DP if $b = \Delta_1(g)/\varepsilon$.

Definition 2.15 (Gaussian mechanism; Dong et al. (2022)). The Gaussian mechanism on g is $M_{G,g,\sigma}(D) := g(D) + \xi$ where $\xi \sim N(\mu = 0, \Sigma = \sigma^2 I_{d \times d})$. $M_{G,g,\sigma}(D)$ satisfies μ -GDP if $\sigma^2 = (\Delta_2(g)/\mu)^2$.

Proposition 2.16 (Composition; Dwork et al. (2010); Dong et al. (2022)). Let $M_i : \mathcal{D} \rightarrow \mathcal{Y}_i$ for $i = 1, \dots, k$, and $M := (M_1, \dots, M_k) : \mathcal{D} \rightarrow (\mathcal{Y}_1 \times \dots \times \mathcal{Y}_k)$.

1. If M_i satisfies ε_i -DP for $i = 1, \dots, k$, then M satisfies $(\varepsilon_1 + \dots + \varepsilon_k)$ -DP.
2. If M_i satisfies μ_i -GDP for $i = 1, \dots, k$, then M satisfies $\sqrt{\mu_1^2 + \dots + \mu_k^2}$ -GDP.

2.3 Biased DP estimators and inaccurate inference results

As PB only requires a point estimator, $\hat{\theta}(D)$, for generating s_b and $\hat{\tau}(s_b)$, the privacy guarantee for the private statistical inference is the same as the DP point estimator because of the post-processing property (Dwork and Roth, 2014). However, DP mechanisms often use clamping to ensure bounded sensitivity, which leads to biased estimators and inaccurate inference results.

We use two examples in the existing literature to demonstrate the inaccurate inference results from the naive use of PB methods with DP estimators biased due to clamping. The first example is constructing a CI for the population mean of a normal distribution, where the results in Table 1 demonstrate the under-coverage problem of using a PB method (Du et al., 2020). The second example is conducting a HT for one coefficient in linear regression where the results in Figure 2 show the mis-calibrated type I error reaching 67% under significance level 0.05 of using the DP Monte Carlo tests (Alabi and Vadhan, 2022), also a PB method. In Section 4, we show the advantage of using our proposed method on these two examples.

In real-world applications, treating DP outputs as the classic non-private outputs may cause severe problems (Fredrikson et al., 2014; Kenny et al., 2021), which highlights the importance of debiasing the DP outputs.

Privacy guarantee	1-GDP	0.5-GDP	0.3-GDP	0.1-GDP
Coverage	0.803	0.798	0.806	0.818

Table 1: Coverage of private CIs with nominal confidence level 0.9 for the population mean of $N(0.5, 1)$ by NOISYVAR+SIM (Du et al., 2020). Results are from Wang et al. (2022, Figure 7).

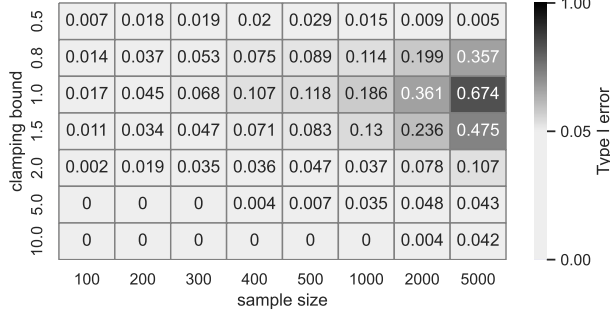


Figure 2: Type I error of private HTs on $H_0 : \beta_1^* = 0$ and $H_1 : \beta_1^* \neq 0$ with a linear regression model $Y = \beta_0^* + X\beta_1^* + \epsilon$ using DP PB tests (Alabi and Vadhan, 2022) with nominal significance level 0.05. Results are from Awan and Wang (2024, Figure 5).

Remark 2.17. Clamping is not the only reason for the bias in DP outputs. For example, the objective perturbation (Chaudhuri et al., 2011; Kifer et al., 2012) is a DP mechanism for empirical risk minimization, and it uses a *regularized* risk function which also results in a biased estimator (Wang et al., 2015; Nguyễn and Hui, 2017).

3 Debiased parametric bootstrap via indirect inference

In this section, we first describe the traditional indirect estimator (Gourieroux et al., 1993), which can solve the bias issue in the clamping procedure of the DP mechanisms and give valid PB inference. Then, we propose a novel adaptive indirect inference estimator, that automatically optimizes the covariance matrix of the indirect estimator. Finally, we provide theoretical guarantees for using the (adaptive) indirect estimator in PB, showing that it has optimal asymptotic variance and also gives valid PB inference.

3.1 Indirect estimators

The underlying principle of the indirect estimator is to fix the “random seeds” for synthetic data generation and find the parameter generating the synthetic statistics most similar to the observed statistic. We describe the indirect estimator with additional consideration of the DP mechanisms used in releasing the observed statistic.

Similar to the data generating equation in PB, we assume that the dataset is $D := G(\theta^*, u)$ where $\theta^* \in \Theta \subseteq \mathbb{R}^q$ is an unknown parameter, u is the source of uncertainty following a known distribution F_u that does not depend on θ , and G is a deterministic function. Let $s \in \mathbb{B} \subseteq \mathbb{R}^p$ be the released statistic calculated from D by minimizing a criterion ρ_n , i.e.,

$$s := \arg \min_{\beta \in \mathbb{B}} \rho_n(\beta; D, u_{\text{DP}}),$$

where $u_{\text{DP}} \sim F_{\text{DP}}$ denotes the source of uncertainty in the DP mechanisms. While s is often an estimator for θ^* , it could also be any set of summary statistics informative for θ^* .

Remark 3.1. The optimization-form definition of s includes the M-estimator as a special case which does not use u_{DP} . It is useful for DP mechanisms such as objective perturbation (Chaudhuri et al., 2011), and it is also compatible with DP mechanisms like $s := \phi_n(D, u_{\text{DP}})$ since we can define $\rho_n(\beta; D, u_{\text{DP}}) := (s - \phi_n(D, u_{\text{DP}}))^2$.

As F_u and F_{DP} are known, we simulate $u^r \stackrel{\text{iid}}{\sim} F_u$ and $u_{\text{DP}}^r \stackrel{\text{iid}}{\sim} F_{\text{DP}}$, $r = 1, \dots, R$, and keep them fixed. For each θ , we generate synthetic datasets $D^r(\theta) := G(\theta, u^r)$ and calculate

$$s^r(\theta) := \arg \min_{\beta \in \mathbb{B}} \rho_n(\beta; D^r(\theta), u_{\text{DP}}^r).$$

Define $u^{[R]} := (u^1, \dots, u^R)$, $u_{\text{DP}}^{[R]} := (u_{\text{DP}}^1, \dots, u_{\text{DP}}^R)$, $\|a\|_{\Omega} := a^{\top} \Omega a$ for $a \in \mathbb{R}^p$ and $\Omega \in \mathbb{R}^{p \times p}$.

Definition 3.2 (Indirect estimator; Gouriéroux et al. (1993)). Let $\Omega_n \in \mathbb{R}^{p \times p}$ be a sequence of positive definite matrices. The indirect estimator is defined as follows and illustrated in

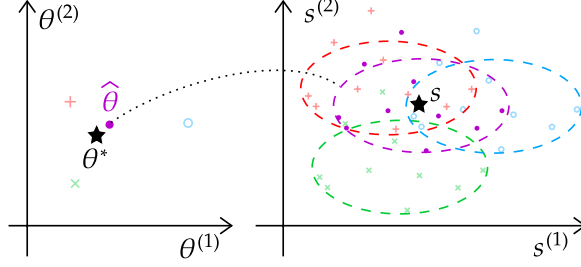


Figure 3: The illustration of the indirect estimator $\hat{\theta}$. The left subfigure is the space of parameter $\theta \in \mathbb{R}^2$, and the right subfigure is the space of $s \in \mathbb{R}^2$. The true parameter is θ^* , and the observed statistic is s , where both are denoted by \star . We let $\hat{\theta}$ be a minimizer of the distance between the observed s and the generated statistics $s^r \stackrel{\text{iid}}{\sim} \mathbb{P}_{\hat{\theta}}$, $r = 1, \dots, R$.

Figure 3.

$$\hat{\theta}_{\text{IND}}(s, u^{[R]}, u_{\text{DP}}^{[R]}) := \arg \min_{\theta \in \Theta} \left\| s - \frac{1}{R} \sum_{r=1}^R s^r(\theta) \right\|_{\Omega_n}. \quad (1)$$

In Theorem 3.6, we show that $\hat{\theta}_{\text{IND}}$ is a consistent estimator of θ^* , and the choice of Ω_n affects the asymptotic variance of $\hat{\theta}_{\text{IND}}$. However, the optimal Ω_n may depend on θ^* and require additional effort to find a good estimation. For a novel and computationally efficient approach, we propose an adaptive indirect inference procedure which uses the inverse of the sample covariance matrix of $\{s^r(\theta)\}_{r=1}^R$ as an adaptive Ω_n and show its asymptotic optimality in the last part of Theorem 3.9.

Definition 3.3 (Adaptive indirect estimator). Let $m^R(\theta) := \frac{1}{R} \sum_{r=1}^R s^r(\theta)$ and $S^R(\theta) := \frac{1}{R-1} \sum_{r=1}^R (s^r(\theta) - m^R(\theta)) (s^r(\theta) - m^R(\theta))^{\top}$ be the sample mean and covariance matrix of $\{s^r(\theta)\}_{r=1}^R$. The adaptive indirect estimator of θ^* is

$$\hat{\theta}_{\text{ADI}}(s, u^{[R]}, u_{\text{DP}}^{[R]}) := \arg \min_{\theta \in \Theta} \left\| s - m^R(\theta) \right\|_{(S^R(\theta))^{-1}}. \quad (2)$$

Remark 3.4. If there exists a value θ such that $s - \frac{1}{R} \sum_{r=1}^R s^r(\theta) = 0$, then $\hat{\theta}_{\text{IND}}$ and $\hat{\theta}_{\text{ADI}}$ are equal, and are equivalent to the estimator of Just Identified Indirect Inference (JINI) (Zhang et al., 2022). When there is no such θ , the choice of covariance matrix will influence the estimator. Jiang and Turnbull (2004) proposed the adjusted estimator,

$\hat{\theta} := \arg \min_{\theta \in \Theta} \|s - b(\theta)\|_{V_n^{-1}}$, where they chose $b(\theta)$ to be the limit of $s^r(\theta)$, and the sequence of V_n with its limit depending on the unknown θ^* , and show that this choice has certain optimality properties. On the other hand, our $\hat{\theta}_{\text{ADI}}$ is fully data-driven, and in next section, we show that it enjoys similar asymptotic properties.

For easier reference, we summarize the indirect estimator and the adaptive indirect estimator in Algorithm 1 in the appendix.

3.2 Parametric bootstrap with indirect estimator

We denote the indirect estimator or the adaptive indirect estimator by $\hat{\theta}(s)$. For $b = 1, \dots, B$, we sample $u_b \stackrel{\text{iid}}{\sim} F_u$ and $u_{\text{DP},b} \stackrel{\text{iid}}{\sim} F_{\text{DP}}$ to generate $D_b := G(\hat{\theta}(s), u_b)$ and calculate $s_b := \arg \min_{\beta \in \mathbb{B}} \rho_n(\beta; D_b, u_{\text{DP},b})$. For the inference of $\tau(\theta^*)$ with consistency guarantees, we choose $\hat{\tau}$ and $\hat{\sigma}$ that meet the assumption of Proposition 2.9. For better performance, we can choose $\hat{\sigma}(s)$ to be the estimator of the standard deviation of $\hat{\tau}(s)$. If such an estimator $\hat{\sigma}(s)$ is not readily available, we can always replace it with $\hat{\sigma}(s) := \frac{1}{\sqrt{n}}$.

Following Lemma 2.6, we let $\hat{\xi}_{(j)}$ denote the j th order statistic of $\left\{ \frac{\hat{\tau}(s_b) - \tau(\hat{\theta}(s))}{\hat{\sigma}(s_b)} \right\}_{b=1}^B$ and $(B+1)\alpha/2 \geq 1$. Then $\left[\hat{\tau}(s) + \hat{\xi}_{(\lfloor (B+1)\alpha/2 \rfloor)} \hat{\sigma}(s), \hat{\tau}(s) + \hat{\xi}_{(1+B-\lfloor (B+1)\alpha/2 \rfloor)} \hat{\sigma}(s) \right]$ is a $(1-\alpha)$ CI for $\tau(\theta^*)$. Following Lemma 2.7, we compute the test statistic $T := \inf_{\theta^* \in \Theta_0} \left| \frac{\hat{\tau}(s) - \tau(\theta^*)}{\hat{\sigma}(s)} \right|$ and compare it to the critical region $(\hat{\xi}_{(\lfloor (1+B-\lfloor (B+1)\alpha \rfloor)}), \infty)$ for testing $H_0 : \theta^* \in \Theta_0$, where $\hat{\xi}_{(j)}$ denotes the j th order statistic of $\left\{ \left| \frac{\hat{\tau}(s_b) - \tau(\hat{\theta}(s))}{\hat{\sigma}(s_b)} \right| \right\}_{b=1}^B$ and B satisfies $(B+1)\alpha \geq 1$.

The usage of parametric bootstrap with the indirect estimator is summarized in the appendix as Algorithm 2 and Algorithm 3 for building CIs and conducting HTs, respectively.

3.3 Asymptotic properties of the indirect estimators

In this section, we provide Theorem 3.6 and Theorem 3.9 for the asymptotic properties of the indirect estimator and the adaptive indirect estimator, respectively, including their

consistency, asymptotic distribution, and asymptotic equivariance. Theorem 3.9 also shows that the adaptive indirect estimator enjoys the optimal asymptotic variance among well-behaved consistent estimators built from a given statistic. In the end, we provide Theorem 3.15 and Corollary 3.16 for the consistency of PB CIs and HTs with the (adaptive) indirect estimator.

To prove the consistency of $\hat{\theta}_{\text{IND}}$, we have the following assumptions.

(A1) There exists $\rho_\infty(\beta; F_u, F_{\text{DP}}, \theta^*)$ that is non-stochastic and continuous in β , and

$$\sup_{\beta \in \mathbb{B}} |\rho_n(\beta; D, u_{\text{DP}}) - \rho_\infty(\beta; F_u, F_{\text{DP}}, \theta^*)| \xrightarrow{P} 0.$$

(A2) Define $b(\theta) := \arg \min_{\beta \in \mathbb{B}} \rho_\infty(\beta; F_u, F_{\text{DP}}, \theta)$, $\beta^* := b(\theta^*)$, $s := \arg \min_{\beta \in \mathbb{B}} \rho_n(\beta; D, u_{\text{DP}})$, and β^* and s are interior points in \mathbb{B} for every D and u_{DP} . The mapping $b(\cdot)$ is continuous and injective from Θ to \mathbb{B} , i.e., $\rho_\infty(b(\theta), F_u, F_{\text{DP}}, \theta) < \rho_\infty(\beta; F_u, F_{\text{DP}}, \theta)$ for all $\beta \neq b(\theta)$, and $b(\theta) \neq b(\theta')$ for all $\theta \neq \theta'$. The Jacobian matrix $\frac{\partial b}{\partial \theta^\top}$ exists and is full-column rank.

$$\textbf{(A3)} \sup_{\theta \in \Theta} \|s^r(\theta) - b(\theta)\| \xrightarrow{P} 0.$$

(A4) $\{\Omega_n\}_{n=1}^\infty$ is a sequence of deterministic positive definite matrices converging to a deterministic positive definite matrix Ω .

With additional assumptions **(A5, A6, A7)**, we can derive the asymptotic distribution of $\sqrt{n}(\hat{\theta}_{\text{IND}} - \theta^*)$ and prove that $\hat{\theta}_{\text{IND}}$ is asymptotically equivariant.

$$\textbf{(A5)} \text{ For every } (\theta, u^r, u_{\text{DP}}^r), \frac{\partial s^r(\theta)}{\partial \theta} \text{ and } \frac{\partial b(\theta)}{\partial \theta} \text{ exist and are continuous in } \theta, \text{ and } \frac{\partial s^r(\theta)}{\partial \theta} \xrightarrow{P} \frac{\partial b(\theta)}{\partial \theta}.$$

We denote $B^* := \frac{\partial b(\theta^*)}{\partial \theta}$. For every $(s, u^{[R]}, u_{\text{DP}}^{[R]})$, $\hat{\theta}_{\text{IND}}(s, u^{[R]}, u_{\text{DP}}^{[R]})$ is an interior point in Θ .

$$\textbf{(A6)} \text{ For every } (\beta, D, u_{\text{DP}}), \frac{\partial \rho_n(\beta; D, u_{\text{DP}})}{\partial \beta} \text{ exists and is continuous in } \beta; \sqrt{n} \left(-\frac{\partial \rho_n(\beta^*; D, u_{\text{DP}})}{\partial \beta} \right) \xrightarrow{d} F_{\rho, u, \text{DP}}^*.$$

$$\textbf{(A7)} \text{ For every } (\beta, D, u_{\text{DP}}), \frac{\partial^2 \rho_n(\beta; D, u_{\text{DP}})}{(\partial \beta)(\partial \beta^\top)} \text{ exists and is continuous in } \beta; \frac{\partial^2 \rho_n(\beta^*; D, u_{\text{DP}})}{(\partial \beta)(\partial \beta^\top)} \xrightarrow{P} \frac{\partial^2 \rho_\infty(\beta^*; F_u, F_{\text{DP}}, \theta^*)}{(\partial \beta)(\partial \beta^\top)} =: J^*.$$

Remark 3.5. **(A1, A3)** are for the consistency of s and $\hat{\theta}_{\text{IND}}$ as they are M-estimators (Van der Vaart, 2000). **(A2)** is for the identifiability of θ^* using s . **(A4)** generalizes ℓ_2 norm for more efficient $\hat{\theta}_{\text{IND}}$. **(A5, A6, A7)** are for the Taylor expansion to obtain asymptotic distributions of s and $\hat{\theta}_{\text{IND}}$ which requires us to have the true model $D = G(\theta^*, u)$ continuous

in θ^* given any u .

Theorem 3.6 (IND asymptotics). *For $\hat{\theta}_{\text{IND}}$ defined in (1), we have the following:*

1. Under **(A1–A4)**, $\hat{\theta}_{\text{IND}}$ is a consistent estimator of θ^* .
2. Under **(A1–A7)**, the asymptotic distribution of $\sqrt{n}(\hat{\theta}_{\text{IND}} - \theta^*)$ is the same as the one of $((B^*)^\top \Omega B^*)^{-1} (B^*)^\top \Omega (J^*)^{-1} (v_0 - \frac{1}{R} \sum_{r=1}^R v_r)$ where $v_r \stackrel{\text{id}}{\sim} F_{\rho, u, \text{DP}}^*$ for $r = 0, 1, \dots, R$.
3. Under **(A1–A7)**, $\hat{\theta}_{\text{IND}}$ and s are asymptotically equivariant.

For the asymptotic properties of $\hat{\theta}_{\text{ADI}}$, we require $R \rightarrow \infty$ when $n \rightarrow \infty$, so we use $\{R_n\}_{n=1}^\infty$ to replace the constant R . We also have two additional assumptions.

(A8) For any $\theta \in \Theta$, we have $\lim_{n \rightarrow \infty} \text{Var}(\sqrt{n}(s^r(\theta) - b(\theta))) = \text{Var}(\lim_{n \rightarrow \infty} \sqrt{n}(s^r(\theta) - b(\theta))) =: \Sigma(\theta) \succ 0$, $\Sigma(\theta)$ is continuous in θ . For $\{R_n\}_{n=1}^\infty$ with $\lim_{n \rightarrow \infty} R_n = \infty$, we have $\|\sqrt{n}(m^{R_n}(\theta^*) - \beta^*)\|_2 = o_p(1)$, and uniformly for all θ we have $m^{R_n}(\theta) \xrightarrow{P} b(\theta)$, $nS^{R_n}(\theta) \xrightarrow{P} \Sigma(\theta)$.

(A9) For every $(s, u^{[R_n]}, u_{\text{DP}}^{[R_n]})$, $\hat{\theta}_{\text{ADI}}(s, u^{[R_n]}, u_{\text{DP}}^{[R_n]})$ is an interior point in Θ . For any $\theta_n \xrightarrow{P} \theta^*$, we have $\frac{\partial m^{R_n}(\theta_n)}{\partial \theta} \xrightarrow{P} B^*$ and $\frac{\partial (nS^{R_n}(\theta_n))}{\partial \theta} = O_p(1)$.

Remark 3.7. **(A8)** and the conditions on $\{R_n\}_{n=1}^\infty$ are for the consistency of $\hat{\theta}_{\text{ADI}}$. **(A9)** is for using the Taylor expansion to derive the asymptotic distribution and asymptotic equivariance property of $\hat{\theta}_{\text{ADI}}$.

Definition 3.8. The function $\psi : \mathbb{R}^p \rightarrow \mathbb{R}^q$ is a *well-behaved consistent estimator* of θ if it is continuously differentiable at β^* and $\psi(s) \xrightarrow{P} \theta^*$.

Theorem 3.9 (ADI asymptotics). *For $\hat{\theta}_{\text{ADI}}(s, u^{[R_n]}, u_{\text{DP}}^{[R_n]})$ defined in (2), where $\lim_{n \rightarrow \infty} R_n = \infty$, we have the following:*

1. Under **(A1–A3, A6–A8)**, $\hat{\theta}_{\text{ADI}}$ is a consistent estimator of θ^* .
2. Under **(A1–A3, A5–A9)**, the asymptotic distribution of $\sqrt{n}(\hat{\theta}_{\text{ADI}} - \theta^*)$ is the same as the distribution of $((B^*)^\top \Omega^* B^*)^{-1} (B^*)^\top \Omega^* (J^*)^{-1} v$ where $v \sim F_{\rho, u, \text{DP}}^*$ and $\Omega^* = \Sigma(\theta^*)^{-1} = \text{Var}[(J^*)^{-1} v]^{-1}$.

3. Under **(A1–A3, A5–A9)**, $\hat{\theta}_{\text{ADI}}$ and s are asymptotically equivariant.

4. Under **(A1–A3, A5–A9)**, for all well-behaved consistent estimators $\psi(s)$, we have

$$\begin{aligned} \text{Var} \left(\lim_{n \rightarrow \infty} \sqrt{n}(\psi(s) - \theta^*) \right) &\succeq \text{Var} \left(\lim_{n \rightarrow \infty} \sqrt{n}(\hat{\theta}_{\text{ADI}} - \theta^*) \right) = ((B^*)^\top \Sigma(\theta^*)^{-1} B^*)^{-1}. \text{ For} \\ \text{any choice of } \{\Omega_n\}_{n=1}^\infty \text{ in } \hat{\theta}_{\text{IND}}, \text{ we have} \\ \text{Var} \left(\lim_{n \rightarrow \infty} \sqrt{n}(\hat{\theta}_{\text{IND}} - \theta^*) \right) &\succeq \text{Var} \left(\lim_{n \rightarrow \infty} \sqrt{n}(\hat{\theta}_{\text{ADI}} - \theta^*) \right). \end{aligned}$$

Remark 3.10. By Theorem 3.9, the adaptive indirect estimator achieves the minimum asymptotic variance, $\Lambda := ((B^*)^\top \Sigma(\theta^*)^{-1} B^*)^{-1}$, compared to all indirect estimators and all well-behaved consistent estimators based on s . Note that Λ depends on the DP mechanism that generates s , and our adaptive indirect estimator is also optimal in terms of “invertible” post-processing on s : For $\phi : \mathbb{R}^p \rightarrow \mathbb{R}^p$ being continuously differentiable at β^* and $\frac{\partial \phi(\beta^*)}{\partial s}$ being an invertible matrix, using the delta method, the adaptive indirect estimator based on $\phi(s)$ has the same asymptotic variance as Λ . Furthermore, we provide some interpretations of Λ and leave it for future work to find the optimal DP mechanism that minimizes Λ .

1. If $\theta \in \mathbb{R}^1$ and $s \in \mathbb{R}^1$, $((B^*)^\top \Sigma(\theta^*)^{-1} B^*)$ is the efficacy (Pitman, 2018) of s at θ^* , related to the asymptotic relative efficiency (Pitman efficiency);
2. In general, we can interpret $B^* = \frac{\partial b(\theta^*)}{\partial \theta}$ as the signal to identify θ^* by s and $\Sigma(\theta^*)$ as the noise in s . Then Λ is related to the idea of the signal-to-noise ratio.

Remark 3.11. For Theorem 3.6 part 2, the variance of $(v_0 - \frac{1}{R} \sum_{r=1}^R v_r)$ is in the order of $(1 + 1/R)$ compared to the variance of v_0 . To approach the optimal variance, we need to set $\Omega = ((B^*)^\top \Sigma(\theta^*)^{-1} B^*)^{-1}$ and take R to be an arbitrarily large constant. In Theorem 3.9 part 2, this is automatically achieved without the knowledge of Ω and holds with $R_n \rightarrow \infty$.

Remark 3.12. We primarily use the asymptotic equivariance in Theorems 3.6 and 3.9 to establish the consistency of the PB CIs and HTs with $\hat{\theta} := \hat{\theta}_{\text{IND}}$. While the asymptotic distribution could be used for inference as stated in the original indirect inference method

(Gourieroux et al., 1993), it would require an estimation of $(B^*, J^*, F_{\rho, u, \text{DP}}^*)$, and its finite-sample performance may be unsatisfactory. However, the asymptotic distribution is still helpful for studentization in constructing an approximate pivot for inference as shown in Theorem 3.15 part 3. We use the approximate pivot for HTs in our simulation, and Figure 5 shows its good performance.

Remark 3.13. The first two parts of Theorem 3.6 are inspired by Gourieroux et al. (1993, Propositions 1 and 3) while we give a more detailed and precise proof and focus on its application with DP. We generalize the asymptotic distribution of $\sqrt{n}(\frac{\partial \rho_n(\beta^*; D, u_{\text{DP}})}{\partial \beta})$ from the normal distribution (Gourieroux et al., 1993) to $F_{\rho, u, \text{DP}}^*$. In Example 3.14, we show the necessity of such a generalization in DP settings.

Example 3.14. For $D = (x_1, \dots, x_n)$ where $x_i \in [0, 1]$, in order to estimate the population mean under ε -DP, we use the Laplace mechanism which releases $s := \frac{1}{n} \sum_{i=1}^n x_i + u_{\text{DP}}$ where $u_{\text{DP}} \sim \text{Laplace}(1/(n\varepsilon))$. Let $\rho_n(\beta) := \frac{1}{2} \|\beta - s\|_2^2$, which indicates that $\rho_\infty(\beta) = \frac{1}{2} \|\beta - \beta^*\|_2^2$ where $\beta^* = \mathbb{E}[x_i]$. As we have $\sqrt{n}(\frac{\partial \rho_n(\beta^*)}{\partial \beta}) = \sqrt{n}(\beta^* - s)$, if $x_i \stackrel{\text{iid}}{\sim} \text{Uniform}([0, 1])$ and $\varepsilon = 1/\sqrt{n}$, then $F_{\rho, u, \text{DP}}^*$ is not normal but a convolution of $N(0, 1/12)$ and $\text{Laplace}(1)$.

By Proposition 2.9 and the asymptotic equivariance of $\hat{\theta}_{\text{IND}}$ and $\hat{\theta}_{\text{ADI}}$, if τ and $\hat{\tau}$ satisfy regularity conditions, using the delta method, we know that PB with $\hat{\theta} := \hat{\theta}_{\text{IND}}$ or $\hat{\theta}_{\text{ADI}}$ is consistent. We formalize this intuition in Theorem 3.15 and Corollary 3.16.

Theorem 3.15 (PB asymptotics). *Let $\eta_1 : \mathbb{R}^q \rightarrow \mathbb{R}$ and $\eta_2 : \mathbb{R}^p \rightarrow \mathbb{R}$ be two maps defined and continuously differentiable in a neighborhood of θ^* and s , respectively.*

1. *Under **(A1–A7)**, when $n \rightarrow \infty$ and $\hat{\sigma}(s_b) := \frac{1}{\sqrt{n}}$, with $\hat{\theta} := \hat{\theta}_{\text{IND}}$, the two types of PB estimators $\hat{\tau}_1(s_b) := \eta_1(\hat{\theta}(s_b))$ and $\hat{\tau}_2(s_b) := \eta_2(s_b)$ are consistent.*
2. *Under **(A1–A3, A5–A9)**, when $n \rightarrow \infty$, $R \rightarrow \infty$, and $\hat{\sigma}(s_b) := \frac{1}{\sqrt{n}}$, with $\hat{\theta} := \hat{\theta}_{\text{ADI}}$, the two types of PB estimators $\hat{\tau}_1(s_b) := \eta_1(\hat{\theta}(s_b))$ and $\hat{\tau}_2(s_b) := \eta_2(s_b)$ are consistent.*

3. Under **(A1–A3, A5–A9)**, when $n \rightarrow \infty$, $R \rightarrow \infty$, we let $\hat{\theta} := \hat{\theta}_{\text{ADI}}$, $\hat{\theta}_b := \hat{\theta}(s_b)$, and $\hat{\sigma}(s_b) := \frac{\eta_3(\hat{\theta}_b)}{\sqrt{n}}$, where $\eta_3(\hat{\theta}_b) := \left(\frac{\partial \eta_1}{\partial \theta}(\hat{\theta}_b) \left(\left(\frac{\partial b}{\partial \theta}(\hat{\theta}_b) \right)^\top \Sigma(\hat{\theta}_b)^{-1} \frac{\partial b}{\partial \theta}(\hat{\theta}_b) \right)^{-1} \left(\frac{\partial \eta_1}{\partial \theta}(\hat{\theta}_b) \right)^\top \right)^{\frac{1}{2}}$, that is, we use $(\hat{\sigma}(s_b))^2$ to estimate the asymptotic variance of $\hat{\tau}(s_b) := \eta_1(\hat{\theta}(s_b))$. The PB estimators $\hat{\tau}(s_b)$ are consistent and $T := \frac{\hat{\tau}(s) - \tau(\theta^*)}{\hat{\sigma}(s)}$ is an approximate pivot.

Corollary 3.16. *Under the assumptions in Theorem 3.15, the corresponding PB CIs are asymptotically consistent. If we further assume that $\inf_{\theta^* \in \Theta_0} |\tau(\theta^*) - \tau(\theta_1)| > 0$ for all $\theta_1 \in \Theta_1$, the corresponding PB HTs are also asymptotically consistent.*

Remark 3.17. If there exists a value θ such that $s - \frac{1}{R} \sum_{r=1}^R s^r(\theta) = 0$, our asymptotic distribution is consistent with the results by Zhang et al. (2022, Theorem 4) for the JINI estimator. Note that Guerrier et al. (2019) considered JINI with an additional assumption (Assumption 3) corresponding to the special case of $B^* = I$ in our analysis. In general, our asymptotic distribution aligns with the optimality results by Jiang and Turnbull (2004) for the adjusted estimator, while our estimator is data-driven without requirement of the knowledge of $b(\theta)$ and $\Sigma(\theta)$. For statistical inference, Jiang and Turnbull (2004), Guerrier et al. (2019), and Zhang et al. (2022) used the asymptotic normality of their estimators, while we use PB with our estimators to build CIs and conduct HTs.

3.4 Non-smooth settings

In Assumption **(A5)**, we require $s^r(\theta)$ to be differentiable with respect to θ for all $(\theta, u^r, u_{\text{DP}}^r)$. However, there are two important problem settings that do not satisfy this assumption:

The first type of non-smoothness is from the clamping procedure $x' := \min(\max(x, a), b)$ in DP mechanisms for bounded sensitivity. To satisfy the assumptions on the differentiability of x' when $x \in \mathbb{R}$, the original clamping procedure can be replaced with a differentiable clamping function $x' := f(x)$, $f : \mathbb{R} \rightarrow [a, b]$, e.g., a transformed sigmoid function, $x' := a + (b - a)\text{sigmoid}(\frac{4}{b-a}(x - \frac{a+b}{2}))$ where $\text{sigmoid}(x) := \frac{1}{1+e^{-x}}$, or a transformed smoothstep

function, $x' := a + (b - a)\text{smoothstep}(\frac{x-a}{b-a})$ where $\text{smoothstep}(x) := (3x^2 - 2x^3)\mathbb{1}_{0 \leq x \leq 1} + \mathbb{1}_{1 < x}$. Note that in our simulations, we still use the original clamping procedure, as it does not affect our usage of the `optim` function in `R` with the method `L-BFGS-B` for optimization, where the gradient is replaced by a finite-difference approximation.

The second type of non-smoothness is the discrete nature of data before using any DP mechanism, e.g., the count data in the contingency tables (Bishop et al., 2007). Discrete distributions such as a binomial or Poisson distribution are commonly used in modeling the count variable in the contingency table, but their corresponding data generating function is non-smooth with respect to the parameter, given the random seed, which brings difficulties in both the optimization procedure in our method and the applicability of our theoretical guarantees.

In the remainder of this section, we extend our theory to an approximation method using a smoothed data generation function.

For the data generating equation $D := G(\theta^*, u)$ with G being not-necessarily continuous and u following a continuous distribution, we use a smooth function G_{smooth} to approximate G in the indirect estimators: we let $D_{\text{smooth}}^r(\theta) = G_{\text{smooth}}(\theta, u^r)$, and re-define the $s^r(\theta)$ in (1) and (2) as

$$s^r(\theta) := \arg \min_{\beta \in \mathbb{B}} \rho_n(\beta; D_{\text{smooth}}^r(\theta), u_{\text{DP}}^r). \quad (3)$$

To obtain the consistency and optimality results of the new $\hat{\theta}_{\text{IND}}$ and $\hat{\theta}_{\text{ADI}}$, we need the following assumptions in addition to the assumptions in Section 3.3.

(A1s) $\sup_{\beta \in \mathbb{B}} |\rho_n(\beta; D_{\text{smooth}}^r(\theta^*), u_{\text{DP}}) - \rho_\infty(\beta; F_u, F_{\text{DP}}, \theta^*)| \xrightarrow{\text{P}} 0.$

(A5s) For all convergent sequences $h_n \rightarrow h$, $s\left(\theta^* + \frac{h_n}{\sqrt{n}}\right) = s(\theta^*) + \frac{\partial b(\theta^*)}{\partial \theta} \frac{h_n}{\sqrt{n}} + o_p\left(\frac{1}{\sqrt{n}}\right).$

(A6s) $\sqrt{n}\left(-\frac{\partial \rho_n(\beta^*; D_{\text{smooth}}^r(\theta^*), u_{\text{DP}})}{\partial \beta}\right) \xrightarrow{\text{d}} F_{\rho, u, \text{DP}}^*.$

(A7s) $\frac{\partial^2 \rho_n(\beta^*; D_{\text{smooth}}^r(\theta^*), u_{\text{DP}})}{(\partial \beta)(\partial \beta^\top)} \xrightarrow{\text{P}} J^*.$

Theorem 3.18. *For s^r defined in (3) and $\hat{\theta}_{\text{IND}}$ defined in (1), we have the following:*

1. Under **(A1–A4)** and **(A1s)**, $\hat{\theta}_{\text{IND}}$ is a consistent estimator of θ^* .
2. Under **(A1–A7)** and **(A1s, A6s, A7s)**, the asymptotic distribution of $\sqrt{n}(\hat{\theta}_{\text{IND}} - \theta^*)$ is the same as the one of $((B^*)^\top \Omega B^*)^{-1} (B^*)^\top \Omega (J^*)^{-1} (v_0 - \frac{1}{R} \sum_{r=1}^R v_r)$ where $v_r \stackrel{iid}{\sim} F_{\rho, u, \text{DP}}^*$ for $r = 0, 1, \dots, R$.
3. Under **(A1–A7)** and **(A1s, A5s, A6s, A7s)**, $\hat{\theta}_{\text{IND}}$ and s are asymptotically equivariant.

Remark 3.19. The technical conditions **(A1s)–(A7s)** guarantee using D and D_{smooth} results in the same asymptotic properties. **(A1s)** is for the consistency of $s^r(\theta^*)$. **(A6s, A7s)** are for the asymptotic distribution of $s^r(\theta^*)$. As s is non-differentiable with respect to θ , **(A5s)** is a finite-difference property of s used to establish the asymptotic equivariance. As an example, when D is generated by a multinomial distribution, we can use the multivariate normal distribution with the same mean and covariance matrix as D to generate D_{smooth} .

Remark 3.20. These additional assumptions align with the intuition that $s^r(\theta^*)$ should follow the same limiting distribution as s : **(A1, A1s, A2, A3)** are for matching mean, **(A6, A6s, A7, A7s)** are for matching variance, and **(A5, A5s)** are for matching the first-order property with respect to θ .

Theorem 3.21. For s^r defined in (3) and $\hat{\theta}_{\text{ADI}}(s, u^{[R_n]}, u_{\text{DP}}^{[R_n]})$ defined in (2), where $\lim_{n \rightarrow \infty} R_n = \infty$, we have the following:

1. Under **(A1–A3, A6–A8)** and **(A1s, A6s, A7s)**, $\hat{\theta}_{\text{ADI}}$ is a consistent estimator of θ^* .
2. Under **(A1–A3, A5–A9)** and **(A1s, A6s, A7s)**, the asymptotic distribution of $\sqrt{n}(\hat{\theta}_{\text{ADI}} - \theta^*)$ is the same as the distribution of $((B^*)^\top \Omega^* B^*)^{-1} (B^*)^\top \Omega^* (J^*)^{-1} v$ where $v \sim F_{\rho, u, \text{DP}}^*$ and $\Omega^* = \Sigma(\theta^*)^{-1} = \text{Var}[(J^*)^{-1} v]^{-1}$.

3. Under **(A1–A3, A5–A9)** and **(A1s, A5s, A6s, A7s)**, $\hat{\theta}_{\text{ADI}}$ and s are asymptotically equivariant.
4. Under **(A1–A3, A5–A9)** and **(A1s, A6s, A7s)**, for all well-behaved consistent estimators $\psi(s)$, we have $\text{Var}\left(\lim_{n \rightarrow \infty} \sqrt{n}(\psi(s) - \theta^*)\right) \succeq \text{Var}\left(\lim_{n \rightarrow \infty} \sqrt{n}(\hat{\theta}_{\text{ADI}} - \theta^*)\right) = ((B^*)^\top \Sigma(\theta^*)^{-1} B^*)^{-1}$. For any choice of $\{\Omega_n\}_{n=1}^\infty$ in $\hat{\theta}_{\text{IND}}$, we have $\text{Var}\left(\lim_{n \rightarrow \infty} \sqrt{n}(\hat{\theta}_{\text{IND}} - \theta^*)\right) \succeq \text{Var}\left(\lim_{n \rightarrow \infty} \sqrt{n}(\hat{\theta}_{\text{ADI}} - \theta^*)\right)$.

Remark 3.22. It is straightforward to adapt Theorem 3.15 to be based on $\hat{\theta}_{\text{IND}}$ and $\hat{\theta}_{\text{ADI}}$ using Theorems 3.18 and 3.21. Our PB procedure in Theorem 3.15 is still based on s instead of s^r in (3) since the validity of PB only depends on $\hat{\theta}$ and s being asymptotically equivariant.

4 Simulations

In this section, we use simulations on DP statistical inference to demonstrate the performance of our debiased estimator used in PB. We construct CIs for the population mean and variance of normal distributions, and we conduct HTs with a linear regression model. All results are computed over 1000 replicates. Code to replicate the experiments is available at https://github.com/JordanAwan/debiased_dp_parametric_bootstrap/.

4.1 Location-scale normal

We construct DP CIs for the population mean and standard deviation of a normal distribution. Let $D := (x_1, \dots, x_n)$, $x_i := \mu^* + \sigma^* u_i$, $s := (\tilde{m}(D), \tilde{\eta}^2(D))$, where

$$\begin{aligned} \tilde{m}(D) &:= m(D) + \frac{U - L}{n\varepsilon} u_{\text{DP},1}, & \tilde{\eta}^2(D) &:= \eta^2(D) + \frac{(U - L)^2}{n\varepsilon} u_{\text{DP},2}, \\ m(D) &:= \frac{1}{n} \sum_{i=1}^n [x_i]_L^U, & \eta^2(D) &:= \frac{1}{n-1} \sum_{i=1}^n ([x_i]_L^U - m(D))^2, \end{aligned}$$

$u := (u_1, \dots, u_n) \sim F_u := N(0, I_{n \times n})$ and $u_{\text{DP}} := (u_{\text{DP},1}, u_{\text{DP},2}) \sim F_{\text{DP}} := N(0, I_{2 \times 2})$. The summary s satisfies $(\sqrt{2}\varepsilon)$ -GDP, since both $\tilde{m}(D)$ and $\tilde{\eta}^2(D)$ each satisfy ε -GDP, since the sensitivity of $m(D)$ is $(U - L)/n$ and the sensitivity of $\eta^2(D)$ is $(U - L)^2/n$ (Du et al., 2020, Theorem 26). We will construct CIs based on s . In the following results, we set $(\mu^*, \sigma^*; n, \varepsilon; L, U) := (1, 1; 100, 1; 0, 3)$.

In Table 2, we compare our debiased estimator, the adaptive indirect estimator, with other debiased inference methods used in PB to construct private CIs with level $(1 - \alpha) = 0.95$. We let $\theta^* := (\mu^*, \sigma^*) \in \Theta \subset \mathbb{R}^2$. For our method, we let $\hat{\tau}(s) := (\hat{\theta}_{\text{ADI}}(s))^{(i)}$, $\tau(\theta) := \theta^{(i)}$, and $\hat{\sigma}(s) := \frac{1}{\sqrt{n}}$, where $i = 1$ and $i = 2$ are for μ^* and σ^* , respectively. The other PB methods use the naive estimator $\hat{\theta} := \left(\tilde{m}(s), \sqrt{\max(0, \tilde{\eta}^2(s))} \right)$, which is biased as shown in Figure 4, to generate bootstrap samples. Table 2 shows that our results have satisfactory coverage while the biased $\hat{\theta}$ results in under-coverage for other methods:

- The naive percentile method uses the $\alpha/2$ and $(1 - \alpha/2)$ percentiles of $\{\hat{\theta}(s_b)\}_{b=1}^B$.
- The simplified t method uses the $\alpha/2$ and $(1 - \alpha/2)$ percentile of $\{2\hat{\theta}(s) - \hat{\theta}(s_b)\}_{b=1}^B$.
- Ferrando et al. (2022) estimates the bias of $\hat{\theta}(s)$ using $\left(\frac{1}{B} \sum_{b=1}^B \hat{\theta}(s_b) - \hat{\theta}(s) \right)$ and build CIs with the $\frac{\alpha}{2}$ and $1 - \frac{\alpha}{2}$ percentiles of $\left\{ \hat{\theta}(s_b) - \left(\frac{1}{B} \sum_{b=1}^B \hat{\theta}(s_b) - \hat{\theta}(s) \right) \right\}_{b=1}^B$.
- Efron's bias-corrected accelerated (BCa) percentile method (Efron, 1987) is based on the idea that for the biased $\hat{\theta}$, there exists a transformation function g such that $(\hat{\phi} - \phi)/\sigma_\phi + z_0 \sim N(0, 1)$ where $\hat{\phi} := g(\hat{\theta})$, $\phi := g(\theta^*)$, $\sigma_\phi := 1 + a\phi$, z_0 is a constant bias, a is an acceleration constant for better performance. As the estimation of a requires access to the original sensitive dataset, which is prohibited for DP guarantees, we set $a := 0$ to reduce BCa to a bias-corrected (BC) only method.
- The automatic percentile method (Diciccio and Romano, 1989) follows the idea of BCa, but replaces $N(0, 1)$ with a general distribution and uses bootstrap simulations to avoid estimating a or z_0 .

Table 2: Results of the 95% CI for the inference of population mean μ and standard deviation σ in a normal distribution.

	Coverage		Average width	
	μ	σ	μ	σ
PB (adaptive indirect)	0.959 (0.006)	0.951 (0.007)	0.463 (0.003)	0.580 (0.003)
PB (naïve percentile)	0.697 (0.015)	0.006 (0.002)	0.311 (0.001)	0.293 (0.001)
PB (simplified t)	0.869 (0.011)	0.817 (0.012)	0.311 (0.001)	0.293 (0.001)
PB (Ferrando et al., 2022)	0.808 (0.012)	0.371 (0.015)	0.311 (0.001)	0.293 (0.001)
PB (Efron’s BC)	0.854 (0.011)	0.042 (0.006)	0.298 (0.001)	0.139 (0.002)
PB (automatic percentile)	0.865 (0.011)	0.126 (0.010)	0.314 (0.001)	0.261 (0.001)
Repro (Awan and Wang, 2024)	0.989 (0.003)	0.998 (0.001)	0.599 (0.003)	0.758 (0.005)

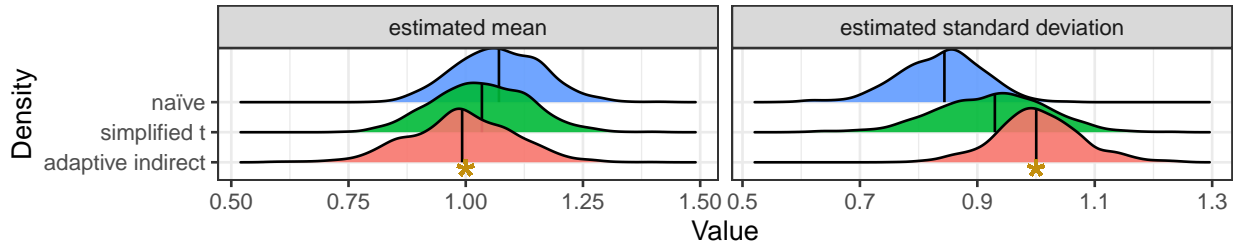


Figure 4: Comparison of the sampling distributions of different estimates. The vertical line denotes the median of each distribution, and the ‘*’ sign denotes the true parameter value. The debiased estimator by Ferrando et al. (2022) is the same as the simplified t estimator.

We also compare our method with Repro (Awan and Wang, 2024), which does not use PB but another simulation-based method for inference. Repro gives more conservative results, i.e., higher coverage and larger width, than ours since it is designed for finite-sample (non-asymptotic) inference.

Figure 4 shows the (empirical) sampling distributions of the estimators where we compare their biases. The naïve method is $\hat{\theta}(s)$, the simplified t method is $\left(2\hat{\theta}(s) - \frac{1}{B} \sum_{b=1}^B \hat{\theta}(s_b)\right)$ which is also used by Ferrando et al. (2022) as the debiased point estimator of θ , and the indirect estimator is $\hat{\theta}_{\text{ADI}}(s)$. The adaptive indirect estimator is the only one that does not have a significant bias. Efron’s BC, automatic percentile, and Repro do not provide debiased estimators.

4.2 Simple linear regression hypothesis testing

We conduct private HTs for the slope coefficient in a simple linear regression model. Following the settings by Alabi and Vadhan (2022), for a dataset $D = ((x_1, y_1), (x_2, y_2), \dots, (x_n, y_n))$, we assume that it is from a linear regression model $Y = X\beta_1^* + \beta_0^* + \epsilon$ where $X \sim N(\mu_x, \sigma_x^2)$ and $\epsilon \sim N(0, \sigma_e^2)$, and we want to test $H_0 : \beta_1^* = 0$ and $H_a : \beta_1^* \neq 0$. The parameters are $\theta := (\beta_1^*, \beta_0^*, \mu_x, \sigma_x, \sigma_e)$. Let

$$\begin{aligned}\tilde{x} &:= \frac{1}{n} \sum_{i=1}^n [x_i]_{-\Delta}^{\Delta} + \frac{2\Delta}{(\mu/\sqrt{5})n} u_1, & \tilde{x}^2 &:= \frac{1}{n} \sum_{i=1}^n [x_i^2]_0^{\Delta^2} + \frac{\Delta^2}{(\mu/\sqrt{5})n} u_2, \\ \tilde{y} &:= \frac{1}{n} \sum_{i=1}^n [y_i]_{-\Delta}^{\Delta} + \frac{2\Delta}{(\mu/\sqrt{5})n} u_3, & \widetilde{xy} &:= \frac{1}{n} \sum_{i=1}^n [x_i y_i]_{-\Delta^2}^{\Delta^2} + \frac{2\Delta^2}{(\mu/\sqrt{5})n} u_4, \\ \tilde{y}^2 &:= \frac{1}{n} \sum_{i=1}^n [y_i^2]_0^{\Delta^2} + \frac{\Delta^2}{(\mu/\sqrt{5})n} u_5, & \text{where } u_i &\stackrel{\text{iid}}{\sim} N(0, 1).\end{aligned}$$

Then, the privatized statistic $s := (\tilde{x}, \tilde{y}, \tilde{x}^2, \tilde{y}^2, \widetilde{xy})$ satisfies μ -GDP.

Alabi and Vadhan (2022) used

$$\hat{\theta}_0 := \left(0, \tilde{y}, \tilde{x}, \sqrt{\frac{n}{n-1} \max(0, \tilde{x}^2 - (\tilde{x})^2)}, \sqrt{\frac{n}{n-1} \max(0, \tilde{y}^2 - (\tilde{y})^2)}\right)$$

to generate synthetic data s_b and calculated the F -statistic, $F(s) := \frac{(\tilde{\beta}_1)^2 (n(\tilde{x}^2 - (\tilde{x})^2))}{\tilde{S}^2}$ where $\tilde{\beta}_1 := \frac{\widetilde{xy} - \tilde{x}\tilde{y}}{\tilde{x}^2 - (\tilde{x})^2}$, $\tilde{\beta}_0 := \frac{\tilde{y}\tilde{x}^2 - \tilde{x}\widetilde{xy}}{\tilde{x}^2 - (\tilde{x})^2}$, $\tilde{S}^2 := \frac{n(\tilde{y}^2 + (\tilde{\beta}_1)^2 \tilde{x}^2 + (\tilde{\beta}_0)^2 - 2\tilde{\beta}_1 \widetilde{xy} - 2\tilde{\beta}_0 \tilde{y} + 2\tilde{\beta}_1 \tilde{\beta}_0 \tilde{x})}{n-2}$. The null hypothesis is rejected when $\tilde{x}^2 \geq (\tilde{x})^2$, $\tilde{y}^2 \geq (\tilde{y})^2$, $\tilde{S}^2 \geq 0$, and $F(s)$ is greater than the $(1-\alpha)$ -quantile of $\{F(s_b)\}_{b=1}^B$. Figure 2 has shown that the type I error of this test procedure is miscalibrated.

To compare our method to Alabi and Vadhan (2022), we set the clamping parameter $\Delta := 2$ and show the probabilities of rejecting H_0 in DP HTs with 1-GDP guarantee. In Figure 5, the results in the upper left subfigure are from the method by Alabi and Vadhan (2022), and there are two problems: 1) The type I error, i.e., the first row in the subfigure corresponding to $\beta_1^* = 0$, is larger than the significance level 0.05 when n is large; 2) The

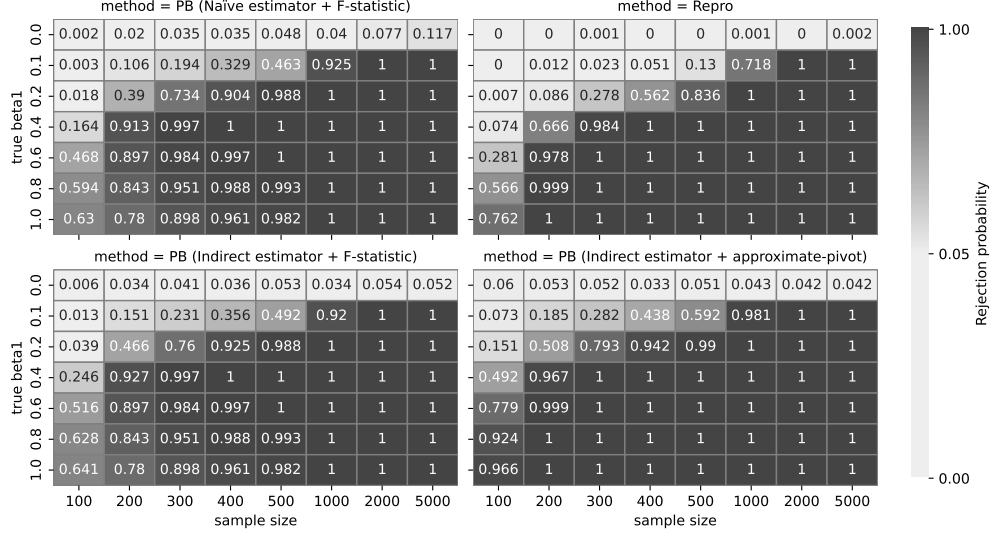


Figure 5: Comparison of the rejection probabilities on $H_0 : \beta_1^* = 0$ and $H_1 : \beta_1^* \neq 0$ for $Y = \beta_0^* + X\beta_1^* + \epsilon$ (significance level 0.05.)

rejection probability is not always larger for larger β_1^* . The first problem is caused by the bias in the naive estimator as in Figure 2, and the second problem may be due to the inefficiency of the private F -statistic.

For the results in the lower left subfigure, we replace the naive estimator with our adaptive indirect estimator, which solves the bias issue and controls the type I error. Although the power improves when using our estimator, the second problem mentioned above still exists.

As the F -statistic is equivalent to the t -statistic of β_1^* in the non-private version of this linear model HT setting, we use the adaptive indirect estimator and its asymptotic distribution in Theorem 3.9 to build a private t -statistic, which we also call the approximate pivot. This approach follows Algorithm 3 with $\hat{\tau}(s) := (\hat{\theta}_{\text{ADI}}(s))^{(1)}$, $\tau(\theta) := 0$, and $\hat{\sigma}(s) := \sqrt{\widehat{\text{Var}}(\hat{\tau}(s))}$, where the computation of $\hat{\sigma}(s)$ is explained in Remark 6.8. Additional details are found in Section 6.6 in the appendix. Note that in Algorithm 3, we estimate θ in the whole parameter space rather than under the null hypothesis, as discussed in Remark 6.9, which is different from the DP Monte Carlo tests (Alabi and Vadhan, 2022).

From the lower-right subfigure of Figure 5, we can see that by using PB with our adaptive

indirect estimator and the approximate pivot test statistic, the power improves further, and the second problem is solved, i.e., the power is higher when β_1^* is larger.

We also compare our method with Repro (Awan and Wang, 2024) in the upper right subfigure of Figure 5, which guarantees the control of type I error in finite samples. Our method has better power than Repro without sacrificing the type I error control.

4.3 Logistic regression via objective perturbation

In this section, we adopt the experimental setup by Awan and Wang (2024) to construct confidence intervals for a logistic regression model using the objective perturbation mechanism (Chaudhuri and Monteleoni, 2008). We use the formulation by Awan and Slavkovic (2021), which adds noise to the gradient of the log-likelihood before optimizing, resulting in a non-additive noise. We assume that the predictor variables also need to be protected, so we privatize their first two moments using the optimal K-norm mechanism (Hardt and Talwar, 2010; Awan and Slavkovic, 2021). See Section 6.7 in the Supplementary Materials for mechanism details.

We assume the predictor variable x is naturally bounded between $[-1, 1]$ and model x in terms of the beta distribution: $x_i = 2z_i - 1$ where $z_i \stackrel{\text{iid}}{\sim} \text{Beta}(a^*, b^*)$. $y_i|x_i$ subsequently comes from a logistic regression: $y_i|x_i \sim \text{Bern}(\text{expit}(\beta_0^* + \beta_1^*x_i))$ where $\text{expit}(x) = \exp(x)/(1 + \exp(x))$. In this problem, the parameter is $\theta^* = (\beta_0^*, \beta_1^*, a^*, b^*)$, where we are interested in producing a confidence interval for β_1^* and the other parameters are viewed as nuisance parameters. In the simulation settings, we let $a^* = b^* = 1, \beta_0^* = 0.5, \beta_1^* = 2, R = 200, \alpha = 0.05, n = 100, 200, 500, 1000, 2000$ and $\epsilon = 0.1, 0.3, 1, 3, 10$ in ϵ -DP. We perform 1000 replicates with 200 parametric bootstrap samples and 200 synthetic indirect estimate samples.

In Figure 6, we compare the performance of our confidence intervals against the Repro method from (Awan and Wang, 2024) as well as a naive method which uses the DP output as

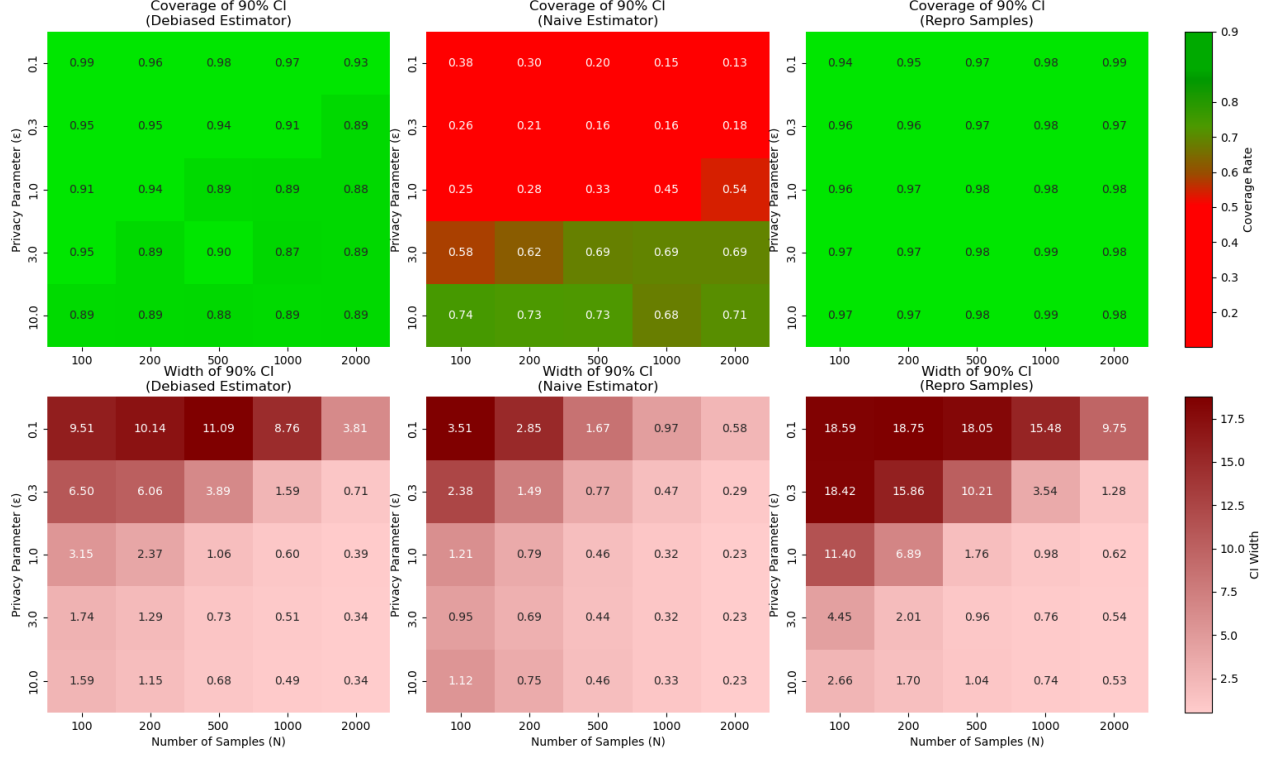


Figure 6: Comparison of the coverage and width of confidence intervals for the β_1^* parameter at 90% confidence using our proposed estimator with PB, naive plug-in estimator with PB, and Repro method.

the plug-in estimator and PB, demonstrating that our method produces confidence intervals with good coverage and width. Our method greatly improves the coverage of confidence intervals compared to the naive method, and also achieves a significantly better width than the Repro method. For smaller privacy parameter and n , the method tends to be more conservative, which is preferred to undercovering. We note that in the naive simulation setting, despite the coverage significantly improving as epsilon increases, it still experiences undercoverage at $\epsilon = 10$. We emphasize that we are performing inference on an underlying fixed parameter value and using a biased mechanism, so such undercoverage is expected.

We also note that despite the width of the confidence intervals produced by the ADI appearing to be significantly larger than those produced by the naive estimator, a quick comparison to Gaussian quantiles shows that the increase in width is an amount proportional

to the improvement in coverage. Taking the example of $\epsilon = 10$ and $n = 100$ in Figure 6, we see that the naive method yields an average interval width of 1.12 with 74% empirical coverage, corresponding to a standard normal quantile of approximately 1.13. Our method, in contrast, achieves 89% coverage with an average width of 1.59, which corresponds to a quantile of approximately 1.60. Taking the ratio of these quantiles ($1.60/1.13 \approx 1.42$) reflects the relative increase in width required to achieve the higher coverage. The ratio of our method’s width to the naive method’s width ($1.59/1.12 \approx 1.42$) aligns almost exactly with this theoretical scaling, indicating that the increase in width is proportional to the coverage gain. In short, the larger widths of confidence intervals produced by our method compared to the naive reflect the additional uncertainty needed to achieve valid coverage.

5 Conclusion

We propose a novel simulation-based debiased estimator, the adaptive indirect estimator, which corrects the clamping bias in the differentially private mechanisms in a flexible and general way, and we use our estimator in parametric bootstrap for consistent private statistical inference. The adaptive indirect estimator is based on the indirect estimator (Gourieroux et al., 1993), and we prove that it automatically achieves the optimal asymptotic variance among all well-behaved consistent estimators based on a given released summary statistic. The classic indirect inference method uses the asymptotic normality of the indirect estimator for inference. In contrast, we use the indirect estimator in parametric bootstrap to improve the finite-sample performance and address the new challenge from the differentially private mechanisms.

While not unique to our work, one of the main limitations of the parametric bootstrap is the need for a fully parametric model. Ferrando et al. (2022) combined asymptotic approximations with the parametric model to circumvent this issue in a linear regression setting. Further research could analyze the theoretical guarantees of such approximations

and whether our results would be compatible with this approach.

Another concern is the computational cost of optimization with respect to θ in the indirect estimator when θ is high-dimensional. One direction of future work is to use more powerful gradient-based optimization tools with automatic differentiation to reduce computational cost. Another direction is to identify the important dimensions of the parameter so that we can use a combination of an indirect estimator for these important dimensions and other debiased estimators for the other dimensions. Recent work related to this direction includes the composite indirect inference method (Gourieroux and Monfort, 2018), which used several auxiliary model criteria instead of a unified criterion ρ_n to allow parallel optimization for better computational efficiency and speed.

While we aimed to make our assumptions as streamlined and interpretable as possible, the conditions remain highly technical. Future work could investigate alternative assumptions as well as special cases that are sufficient for our assumptions to hold.

We showed in our numerical experiments that our methodology attains superior width compared to the repro methodology of Awan and Wang (2024) while maintaining satisfactory coverage. However, Awan and Wang (2024) has finite-sample coverage guarantees that hold under minimal assumptions, whereas our approach is asymptotic with several technical conditions. One may consider using an approximate pivot via our adaptive indirect inference estimator within the repro methodology to obtain both provable coverage and competitive width, but the computational burden may be excessive as the repro method is even more computationally expensive than indirect inference.

References

Ackerberg, D. A. (2009). A new use of importance sampling to reduce computational burden in simulation estimation. Quantitative Marketing and Economics, 7:343–376.

- Alabi, D. and Vadhan, S. (2022). Hypothesis testing for differentially private linear regression. Advances in Neural Information Processing Systems, 35:14196–14209.
- Awan, J. and Slavkovic, A. (2021). Structure and sensitivity in differential privacy: Comparing k-norm mechanisms. Journal of the American Statistical Association, 116(534):935–954.
- Awan, J. and Wang, Z. (2024). Simulation-based, finite-sample inference for privatized data. Journal of the American Statistical Association, pages 1–14.
- Beran, R. (1986). Simulated power functions. The Annals of Statistics, pages 151–173.
- Beran, R. (1997). Diagnosing bootstrap success. Annals of the Institute of Statistical Mathematics, 49:1–24.
- Bishop, Y. M., Fienberg, S. E., and Holland, P. W. (2007). Discrete Multivariate Analysis: Theory and Practice. Springer Science & Business Media.
- Bruins, M., Duffy, J. A., Keane, M. P., and Smith Jr, A. A. (2018). Generalized indirect inference for discrete choice models. Journal of Econometrics, 205(1):177–203.
- Chaudhuri, K. and Monteleoni, C. (2008). Privacy-preserving logistic regression. In Advances in Neural Information Processing Systems, volume 21.
- Chaudhuri, K., Monteleoni, C., and Sarwate, A. D. (2011). Differentially private empirical risk minimization. Journal of Machine Learning Research, 12(3).
- Covington, C., He, X., Honaker, J., and Kamath, G. (2021). Unbiased statistical estimation and valid confidence intervals under differential privacy. arXiv preprint arXiv:2110.14465.
- Davidson, R. and MacKinnon, J. G. (1999). The size distortion of bootstrap tests. Econometric Theory, 15(3):361–376.

- Davidson, R. and MacKinnon, J. G. (2006). The power of bootstrap and asymptotic tests. Journal of Econometrics, 133(2):421–441.
- Diciccio, T. J. and Romano, J. P. (1989). The automatic percentile method: Accurate confidence limits in parametric models. Canadian Journal of Statistics, 17(2):155–169.
- Dong, J., Roth, A., and Su, W. J. (2022). Gaussian differential privacy. Journal of the Royal Statistical Society: Series B (Statistical Methodology), 84(1):3–37.
- Du, W., Foot, C., Moniot, M., Bray, A., and Groce, A. (2020). Differentially private confidence intervals. arXiv preprint arXiv:2001.02285.
- Dwork, C., McSherry, F., Nissim, K., and Smith, A. (2006). Calibrating noise to sensitivity in private data analysis. In Theory of Cryptography, pages 265–284.
- Dwork, C. and Roth, A. (2014). The algorithmic foundations of differential privacy. Foundations and Trends® in Theoretical Computer Science, 9(3–4):211–407.
- Dwork, C., Rothblum, G. N., and Vadhan, S. (2010). Boosting and differential privacy. In IEEE 51st Annual Symposium on Foundations of Computer Science, pages 51–60.
- Efron, B. (1987). Better bootstrap confidence intervals. Journal of the American Statistical Association, 82(397):171–185.
- Evans, G., King, G., Schwenzfeier, M., and Thakurta, A. (2023). Statistically valid inferences from privacy-protected data. American Political Science Review, 117(4):1275–1290.
- Ferrando, C., Wang, S., and Sheldon, D. (2022). Parametric bootstrap for differentially private confidence intervals. In International Conference on Artificial Intelligence and Statistics, pages 1598–1618. PMLR.
- Frazier, D. T., Oka, T., and Zhu, D. (2019). Indirect inference with a non-smooth criterion function. Journal of Econometrics, 212(2):623–645.

- Fredrikson, M., Lantz, E., Jha, S., Lin, S., Page, D., and Ristenpart, T. (2014). Privacy in pharmacogenetics: An end-to-end case study of personalized warfarin dosing. In 23rd USENIX security symposium (USENIX Security 14), pages 17–32.
- Gourieroux, C. and Monfort, A. (2018). Composite indirect inference with application to corporate risks. Econometrics and Statistics, 7:30–45.
- Gourieroux, C., Monfort, A., and Renault, E. (1993). Indirect inference. Journal of Applied Econometrics, 8(S1):S85–S118.
- Gouriéroux, C., Phillips, P. C., and Yu, J. (2010). Indirect inference for dynamic panel models. Journal of Econometrics, 157(1):68–77.
- Guerrier, S., Dupuis-Lozeron, E., Ma, Y., and Victoria-Feser, M.-P. (2019). Simulation-based bias correction methods for complex models. Journal of the American Statistical Association, 114(525):146–157.
- Guerrier, S., Karemera, M., Orso, S., and Victoria-Feser, M.-P. (2020). Asymptotically optimal bias reduction for parametric models. arXiv preprint arXiv:2002.08757.
- Hansen, L. P. (1982). Large sample properties of generalized method of moments estimators. Econometrica, 50(4):1029–1054.
- Hardt, M. and Talwar, K. (2010). On the geometry of differential privacy. In Proceedings of the Forty-Second ACM symposium on Theory of Computing, pages 705–714.
- Jiang, W. and Turnbull, B. (2004). The Indirect Method: Inference Based on Intermediate Statistics – A Synthesis and Examples. Statistical Science, 19(2):239 – 263.
- Ju, N., Awan, J., Gong, R., and Rao, V. (2022). Data augmentation MCMC for Bayesian inference from privatized data. In Advances in Neural Information Processing Systems.

- Kenny, C. T., Kuriwaki, S., McCartan, C., Rosenman, E. T., Simko, T., and Imai, K. (2021). The use of differential privacy for census data and its impact on redistricting: The case of the 2020 US census. Science Advances, 7(41):eabk3283.
- Kifer, D., Smith, A., and Thakurta, A. (2012). Private convex empirical risk minimization and high-dimensional regression. In Conference on Learning Theory, pages 25–1. JMLR Workshop and Conference Proceedings.
- Kosmidis, I. (2014). Bias in parametric estimation: reduction and useful side-effects. Wiley Interdisciplinary Reviews: Computational Statistics, 6(3):185–196.
- Newey, W. K. (1991). Uniform convergence in probability and stochastic equicontinuity. Econometrica, 59(4):1161–1167.
- Nguyễn, T. T. and Hui, S. C. (2017). Differentially private regression for discrete-time survival analysis. In Proceedings of the 2017 ACM on Conference on Information and Knowledge Management, pages 1199–1208.
- Pitman, E. J. (2018). Some Basic Theory for Statistical Inference: Monographs on Applied Probability and Statistics. CRC Press.
- Sauer, R. M. and Taber, C. (2021). Understanding women’s wage growth using indirect inference with importance sampling. Journal of Applied Econometrics, 36(4):453–473.
- Steinke, T. and Ullman, J. (2016). Between pure and approximate differential privacy. Journal of Privacy and Confidentiality, 7(2):3–22.
- Van der Vaart, A. W. (2000). Asymptotic Statistics. Cambridge University Press.
- Wang, Y., Kifer, D., Lee, J., and Karwa, V. (2018). Statistical approximating distributions under differential privacy. Journal of Privacy and Confidentiality, 8(1).

- Wang, Y.-X., Fienberg, S., and Smola, A. (2015). Privacy for free: Posterior sampling and stochastic gradient Monte Carlo. In International Conference on Machine Learning, pages 2493–2502. PMLR.
- Wang, Z., Cheng, G., and Awan, J. (2022). Differentially private bootstrap: New privacy analysis and inference strategies. arXiv preprint arXiv:2210.06140.
- Xie, M.-g. and Wang, P. (2022). Repro samples method for finite-and large-sample inferences. arXiv preprint arXiv:2206.06421.
- Zhang, Y., Ma, Y., Orso, S., Karemera, M., Victoria-Feser, M.-P., and Guerrier, S. (2022). A flexible bias correction method based on inconsistent estimators. arXiv preprint arXiv:2204.07907.

Optimal Debiased Inference on Privatized Data via Indirect Estimation and Parametric Bootstrap Supplementary Material

6 Proofs and technical details

In this section, we provide proofs of the theoretical results in this paper for PB and indirect estimators, and we include the details of our simulation results.

6.1 Proofs for Section 2.1

By the duality between CIs and HTs, we have Corollary 6.1 from Lemma 2.6 for PB HTs being asymptotically of level α , and with more assumptions on τ and $\hat{\sigma}$, we have Lemma 2.7 for the PB HTs to be asymptotically consistent. The literature studying bootstrap used in HTs (Beran, 1986; Davidson and MacKinnon, 1999, 2006), mostly focused on the difference in power between a bootstrap test and one based on the true distribution, or the limit of power on a sequence of alternative hypotheses converging to the null hypothesis with rate $O(1/\sqrt{n})$.

Corollary 6.1 (Asymptotic level of PB HTs). *Suppose that for every $\theta^* \in \Theta_0$, there is a random variable T_{θ^*} with continuous CDF such that $\left(\frac{\hat{\tau}(s) - \tau(\theta^*)}{\hat{\sigma}(s)}\right) \xrightarrow{d} T_{\theta^*}$, and the PB estimator $\hat{\tau}(s_b)$ is consistent where $s_b \sim \mathbb{P}_{\hat{\theta}(s)}(\cdot|s)$. Let $\hat{\xi}_\alpha(s)$ be the upper α -quantile of the distribution of $\left(\left|\frac{\hat{\tau}(s_b) - \tau(\hat{\theta}(s))}{\hat{\sigma}(s_b)}\right| \mid s\right)$. Then the sequence of PB HTs with the test statistic $T_n(s) := \inf_{\theta^* \in \Theta_0} \left|\frac{\hat{\tau}(s) - \tau(\theta^*)}{\hat{\sigma}(s)}\right|$ and the critical region $K_n(s) := (\hat{\xi}_\alpha(s), \infty)$ is asymptotically of level α .*

Proof for Lemma 2.7. In Corollary 6.1, we know that PB HTs are asymptotically of level α . Therefore, according to Definition 2.5, we only need to prove that $\pi_n(\theta_1) \rightarrow 1$ for all $\theta_1 \in \Theta_1$,

i.e., for $s \sim \mathbb{P}_{\theta_1}$ and $\hat{\xi}_\alpha(s)$ being the upper α -quantile of the distribution of $\left(\left| \frac{\hat{\tau}(s_b) - \tau(\hat{\theta}(s))}{\hat{\sigma}(s_b)} \right| \mid s \right)$,

$$\liminf_{n \rightarrow \infty} \mathbb{P}_{\theta_1} \left(\inf_{\theta^* \in \Theta_0} \left| \frac{\hat{\tau}(s) - \tau(\theta^*)}{\hat{\sigma}(s)} \right| > \hat{\xi}_\alpha(s) \right) = 1.$$

Let $s \sim \mathbb{P}_{\theta_1}$. We denote the distribution of $\left(\left| \frac{\hat{\tau}(s_b) - \tau(\hat{\theta}(s))}{\hat{\sigma}(s_b)} \right| \mid s \right)$ as F_n and the distribution of T_{θ_1} as F . As the PB estimator $\hat{\tau}(s_b)$ is consistent, F_n converges weakly to F , and the quantile functions F_n^{-1} converge to the quantile function F^{-1} at every continuity point. Therefore, $\hat{\xi}_\alpha(s) = F_n^{-1}(1 - \alpha)$ converges to $F^{-1}(1 - \alpha)$ in probability, and to prove the result, we consider the subsequence of $\{\hat{\xi}_\alpha(s)\}_{n=1}^\infty$ that converges to $F^{-1}(1 - \alpha)$ almost surely. From $\inf_{\theta^* \in \Theta_0} |\tau(\theta_1) - \tau(\theta^*)| > 0$, $\hat{\sigma}(s) \xrightarrow{P} 0$, and $\left| \frac{\hat{\tau}(s) - \tau(\theta_1)}{\hat{\sigma}(s)} \right| \xrightarrow{d} T_{\theta_1}$, we have

$$\begin{aligned} \mathbb{P}_{\theta_1} \left(\inf_{\theta^* \in \Theta_0} \left| \frac{\hat{\tau}(s) - \tau(\theta^*)}{\hat{\sigma}(s)} \right| > \hat{\xi}_\alpha(s) \right) &\geq \mathbb{P}_{\theta_1} \left(\inf_{\theta^* \in \Theta_0} \left(\left| \frac{\tau(\theta_1) - \tau(\theta^*)}{\hat{\sigma}(s)} \right| - \left| \frac{\hat{\tau}(s) - \tau(\theta_1)}{\hat{\sigma}(s)} \right| \right) > \hat{\xi}_\alpha(s) \right) \\ &= \mathbb{P}_{\theta_1} \left(\inf_{\theta^* \in \Theta_0} \left| \frac{\tau(\theta_1) - \tau(\theta^*)}{\hat{\sigma}(s)} \right| - \left| \frac{\hat{\tau}(s) - \tau(\theta_1)}{\hat{\sigma}(s)} \right| > \hat{\xi}_\alpha(s) \right) \\ &= \mathbb{P}_{\theta_1} \left(\frac{\inf_{\theta^* \in \Theta_0} |\tau(\theta_1) - \tau(\theta^*)|}{\hat{\xi}_\alpha(s) + \left| \frac{\hat{\tau}(s) - \tau(\theta_1)}{\hat{\sigma}(s)} \right|} > \hat{\sigma}(s) \right) \\ &\geq \mathbb{P}_{\theta_1} \left(\frac{\inf_{\theta^* \in \Theta_0} |\tau(\theta_1) - \tau(\theta^*)|}{\hat{\xi}_\alpha(s) + \left| \frac{\hat{\tau}(s) - \tau(\theta_1)}{\hat{\sigma}(s)} \right|} \geq C \right) \mathbb{P}_{\theta_1} (C > \hat{\sigma}(s)) \\ &= \mathbb{P}_{\theta_1} \left(\frac{\inf_{\theta^* \in \Theta_0} |\tau(\theta_1) - \tau(\theta^*)|}{C} - \hat{\xi}_\alpha(s) \geq \left| \frac{\hat{\tau}(s) - \tau(\theta_1)}{\hat{\sigma}(s)} \right| \right) \\ &\rightarrow \mathbb{P} \left(\frac{\inf_{\theta^* \in \Theta_0} |\tau(\theta_1) - \tau(\theta^*)|}{C} - F^{-1}(1 - \alpha) \geq T_{\theta_1} \right) \\ &= F \left(\frac{\inf_{\theta^* \in \Theta_0} |\tau(\theta_1) - \tau(\theta^*)|}{C} - F^{-1}(1 - \alpha) \right). \end{aligned}$$

for any constant $C > 0$, which means $\mathbb{P}_{\theta_1} \left(\inf_{\theta^* \in \Theta_0} \left| \frac{\hat{\tau}(s) - \tau(\theta^*)}{\hat{\sigma}(s)} \right| > \hat{\xi}_\alpha(s) \right) \rightarrow 1$ for $\alpha \in (0, 1)$ such that F^{-1} is continuous at $(1 - \alpha)$. As F^{-1} is monotonic, there are only countable discontinuous points in $(0, 1)$. Consider α to be a discontinuous point of F^{-1} , there exists α_1 such that $\alpha_1 < \alpha$ and F^{-1} is continuous at α_1 . Then, $\mathbb{P}_{\theta_1} \left(\inf_{\theta^* \in \Theta_0} \left| \frac{\hat{\tau}(s) - \tau(\theta^*)}{\hat{\sigma}(s)} \right| > \hat{\xi}_\alpha(s) \right) \geq$

$\mathbb{P}_{\theta_1} \left(\inf_{\theta^* \in \Theta_0} \left| \frac{\hat{\tau}(s) - \tau(\theta^*)}{\hat{\sigma}(s)} \right| > \hat{\xi}_{\alpha_1}(s) \right) \rightarrow 1$. This indicates that

$$\mathbb{P}_{\theta_1} \left(\inf_{\theta^* \in \Theta_0} \left| \frac{\hat{\tau}(s) - \tau(\theta^*)}{\hat{\sigma}(s)} \right| > \hat{\xi}_{\alpha}(s) \right) \rightarrow 1$$

holds for all $\alpha \in (0, 1)$. □

Proof for Proposition 2.9. This proof mainly follows the proof by Ferrando et al. (2022, Theorem 1).

For $s \sim \mathbb{P}_{\theta^*}$, let $\sqrt{n}(\hat{\tau}(s) - \tau(\theta^*)) \xrightarrow{d} V \sim H(\theta^*)$. As $\sqrt{n}(\hat{\sigma}(s)) \xrightarrow{P} \sigma(\theta^*)$, by Slutsky's theorem, we know that $\frac{\sqrt{n}(\hat{\tau}(s) - \tau(\theta^*))}{\sqrt{n}(\hat{\sigma}(s))} \xrightarrow{d} \frac{V}{\sigma(\theta^*)} := T$. We denote $T \sim F_T$, and since $H(\theta^*)$ is continuous, F_T is continuous as well. Therefore, from Definition 2.2, we only need to prove $\mathbb{P}_{\hat{\theta}(s)} \left(\frac{\hat{\tau}(s_b) - \tau(\hat{\theta}(s))}{\hat{\sigma}(s_b)} \leq t \mid s \right) \xrightarrow{P} F_T(t)$ for all t .

For $s \sim \mathbb{P}_{\theta^* + \frac{h_n}{\sqrt{n}}}$, we assumed $\sqrt{n}(\hat{\sigma}(s)) \xrightarrow{P} \sigma(\theta^*)$ and we have $\hat{\tau}(s) - \tau(\theta^* + \frac{h_n}{\sqrt{n}}) \xrightarrow{d} T$ as $\hat{\tau}$ is asymptotically equivariant. By Slutsky's theorem, we have

$$\mathbb{P}_{\theta^* + \frac{h_n}{\sqrt{n}}} \left(\frac{\hat{\tau}(s) - \tau(\theta^* + \frac{h_n}{\sqrt{n}})}{\hat{\sigma}(s)} \leq t \right) \rightarrow F_T(t).$$

We use $\hat{h}_n := \sqrt{n}(\hat{\theta}(s) - \theta^*)$ which is $O_p(1)$ to replace h_n above. Following Ferrando et al. (2022, Lemma 3) (for easier reference, we included it as Lemma 6.2 below), we have $\mathbb{P}_{\hat{\theta}(s)} \left(\frac{\hat{\tau}(s_b) - \tau(\hat{\theta}(s))}{\hat{\sigma}(s_b)} \leq t \mid s \right) \xrightarrow{P} F_T(t)$ where $s_b \sim \mathbb{P}_{\hat{\theta}(s)}$. □

Lemma 6.2 (Lemma 3 by Ferrando et al. (2022)). *Suppose g_n is a sequence of functions such that $g_n(h_n) \rightarrow 0$ for any fixed sequence $h_n = O(1)$. Then $g_n(\hat{h}_n) \xrightarrow{P} 0$ for every random sequence $\hat{h}_n = O_p(1)$.*

6.2 Proofs for Section 3.3

For proving Theorems 3.6 and 3.9, we recall the consistency result of M-estimators (Van der Vaart, 2000) in Proposition 6.3.

Proposition 6.3 (Consistency of M-estimator; Van der Vaart (2000)). *Let M_n be random functions and let M be a fixed function of θ such that for every $\varepsilon > 0$, $\sup_{\theta \in \Theta} |M_n(\theta) - M(\theta)| \xrightarrow{P} 0$ and $\sup_{\theta: \|\theta - \theta^*\| \geq \varepsilon} M(\theta) < M(\theta^*)$. Then any sequence of estimators $\hat{\theta}_n$ with $M_n(\hat{\theta}_n) \geq M_n(\theta^*) - o_p(1)$ converges in probability to θ^* . Note that a special choice of $\hat{\theta}_n$ is $\hat{\theta}_n := \operatorname{argmax}_{\theta} M_n(\theta)$.*

As $\hat{\theta}_{\text{IND}}$ and $\hat{\theta}_{\text{ADI}}$ both depend on the observed statistic s , we analyze the asymptotic distribution of s in the following lemma.

Lemma 6.4 (Asymptotic analysis of s). *Under assumptions **(A1, A2, A6, A7)**, we have $\sqrt{n}(s - \beta^*) \xrightarrow{d} (J^*)^{-1}v$ where $v \sim F_{\rho, u, \text{DP}}^*$.*

Proof for Lemma 6.4. As $s := \operatorname{argmax}_{\beta} \rho_n(\beta; D, u_{\text{DP}})$, by **(A6)** and s is an interior point in \mathbb{B} , we have the first-order condition

$$\frac{\partial \rho_n}{\partial \beta}(s, D, u_{\text{DP}}) = 0.$$

By **(A7)**, we use Taylor expansion of $\frac{\partial \rho_n}{\partial \beta}(s, D, u_{\text{DP}})$ on s at β^* and obtain

$$\sqrt{n} \frac{\partial \rho_n}{\partial \beta}(\beta^*, D, u_{\text{DP}}) + \frac{\partial^2 \rho_n}{(\partial \beta)(\partial \beta^{\top})}(\beta_1, D, u_{\text{DP}}) \sqrt{n}(s - \beta^*) = 0,$$

where each entry of β_1 is between the corresponding entries of β^* and s . From **(A1, A2)** and Proposition 6.3, we know s is a consistent estimator of β^* , i.e., $s = \beta^* + o_p(1)$. Therefore, we have $\beta_1 = \beta^* + o_p(1)$. Using **(A7)**, we have

$$\begin{aligned} \sqrt{n}(s - \beta^*) &= - \left(\frac{\partial^2 \rho_n}{(\partial \beta)(\partial \beta^{\top})}(\beta^*, D, u_{\text{DP}}) + o_p(1) \right)^{-1} \sqrt{n} \frac{\partial \rho_n}{\partial \beta}(\beta^*, D, u_{\text{DP}}) \\ &= (J^* + o_p(1))^{-1} \sqrt{n} \left(- \frac{\partial \rho_n}{\partial \beta}(\beta^*, D, u_{\text{DP}}) \right). \end{aligned}$$

By **(A6)** and Slutsky's theorem, we have $\sqrt{n}(s - \beta^*) \xrightarrow{d} (J^*)^{-1}v$, $v \sim F_{\rho, u, \text{DP}}^*$. □

Proof for Theorem 3.6. Our proof contains three steps corresponding to the three parts of Theorem 3.6.

(1) The consistency of $\hat{\theta}_{\text{IND}}$.

From **(A3, A4)**, we have $\|s - b(\theta^*)\| \xrightarrow{P} 0$, $\|\Omega_n - \Omega\|_F \rightarrow 0$. Let

$$M(\theta) := -(b(\theta^*) - b(\theta))^T \Omega (b(\theta^*) - b(\theta)),$$

$$M_n(\theta) := - \left[s - \frac{1}{R} \sum_{r=1}^R s^r(\theta) \right]^T \Omega_n \left[s - \frac{1}{R} \sum_{r=1}^R s^r(\theta) \right].$$

From **(A3)** again, we have $\sup_{\theta \in \Theta} |M_n(\theta) - M(\theta)| \xrightarrow{P} 0$. As Ω is positive definite by **(A4)** and $b(\cdot)$ is one-to-one by **(A2)**, we also have $\sup_{\theta: \|\theta - \theta^*\| \geq \varepsilon} M(\theta) < 0 = M(\theta^*)$ for any $\varepsilon > 0$. By Proposition 6.3, $\hat{\theta}_{\text{IND}}$ is a consistent estimator of θ^* .

(2) The asymptotic distribution of $\sqrt{n}(\hat{\theta}_{\text{IND}} - \theta^*)$.

From **(A5)**, we know that $\left[s - \frac{1}{R} \sum_{r=1}^R s^r(\theta) \right]^T \Omega_n \left[s - \frac{1}{R} \sum_{r=1}^R s^r(\theta) \right]$ is differentiable in θ . Therefore, $\hat{\theta}_{\text{IND}}$ being an interior point in Θ satisfies the first-order condition

$$\left[\frac{1}{R} \sum_{r=1}^R \frac{\partial s^r(\hat{\theta}_{\text{IND}})}{\partial \theta} \right]^T \Omega_n \left[s - \frac{1}{R} \sum_{r=1}^R s^r(\hat{\theta}_{\text{IND}}) \right] = 0.$$

Using Taylor expansion of $s^r(\hat{\theta}_{\text{IND}})$ on $\hat{\theta}_{\text{IND}}$ at θ^* , we have

$$\left[\frac{1}{R} \sum_{r=1}^R \frac{\partial s^r(\hat{\theta}_{\text{IND}})}{\partial \theta} \right]^T \Omega_n \left[s - \frac{1}{R} \sum_{r=1}^R s^r(\theta^*) - \frac{1}{R} \sum_{r=1}^R \frac{\partial s^r(\theta_1^r)}{\partial \theta} (\hat{\theta}_{\text{IND}} - \theta^*) \right] = 0,$$

where each entry of θ_1^r is between the corresponding entries of θ^* and $\hat{\theta}_{\text{IND}}$. As $\hat{\theta}_{\text{IND}}$ is a consistent estimator of θ^* , we have $\hat{\theta}_{\text{IND}} = \theta^* + o_p(1)$ and $\theta_1^r = \theta^* + o_p(1)$. As $\frac{\partial s^r(\theta)}{\partial \theta}$ is continuous in θ by **(A5)** and $\Omega_n = \Omega + o(1)$ by **(A4)**, we know that

$$\left[\frac{1}{R} \sum_{r=1}^R \frac{\partial s^r(\theta^*)}{\partial \theta} + o_p(1) \right]^T (\Omega + o_p(1)) \left[s - \frac{1}{R} \sum_{r=1}^R s^r(\theta^*) - \frac{1}{R} \sum_{r=1}^R \left(\frac{\partial s^r(\theta^*)}{\partial \theta} + o_p(1) \right) (\hat{\theta}_{\text{IND}} - \theta^*) \right]$$

is zero. Using **(A5)**, we have $\frac{1}{R} \sum_{r=1}^R \frac{\partial s^r(\theta^*)}{\partial \theta} = B^* + o_p(1)$ and

$$[B^* + o_p(1)]^\top (\Omega + o_p(1)) \left[s - \frac{1}{R} \sum_{r=1}^R s^r(\theta^*) - (B^* + o_p(1)) (\hat{\theta}_{\text{IND}} - \theta^*) \right] = 0.$$

Therefore,

$$\sqrt{n}(\hat{\theta}_{\text{IND}} - \theta^*) = (((B^*)^\top \Omega B^*)^{-1} (B^*)^\top \Omega + o_p(1)) \sqrt{n} \left[s - \frac{1}{R} \sum_{r=1}^R s^r(\theta^*) \right]. \quad (4)$$

From Lemma 6.4, we have $\sqrt{n}(s - \beta^*) \xrightarrow{d} (J^*)^{-1}v$ where $v \sim F_{\rho,u,\text{DP}}^*$, and similarly, $\sqrt{n}(s^r(\theta^*) - \beta^*) \xrightarrow{d} (J^*)^{-1}v$ where $v \sim F_{\rho,u,\text{DP}}^*$. Using

$$s - \frac{1}{R} \sum_{r=1}^R s^r(\theta^*) = (s - \beta^*) - \frac{1}{R} \sum_{r=1}^R (s^r(\theta^*) - \beta^*),$$

and the independence between s and s^r , we have

$$\sqrt{n} \left(s - \frac{1}{R} \sum_{r=1}^R s^r(\theta^*) \right) \xrightarrow{d} (J^*)^{-1} \left(v_0 - \frac{1}{R} \sum_{r=1}^R v_r \right),$$

where $v_r \stackrel{\text{iid}}{\sim} F_{\rho,u,\text{DP}}^*$ for $r = 0, 1, \dots, R$.

Therefore, we have

$$\sqrt{n}(\hat{\theta}_{\text{IND}} - \theta^*) \xrightarrow{d} ((B^*)^\top \Omega B^*)^{-1} (B^*)^\top \Omega (J^*)^{-1} (v_0 - \frac{1}{R} \sum_{r=1}^R v_r),$$

where $v_r \stackrel{\text{iid}}{\sim} F_{\rho,u,\text{DP}}^*$ for $r = 0, 1, \dots, R$.

(3) The asymptotic equivariance of s and $\hat{\theta}_{\text{IND}}$.

As s and $\hat{\theta}_{\text{IND}}$ depend on θ^* and random seeds, when we replace θ^* by θ_1 , we fix the random seeds and use $s(\theta_1)$ and $\hat{\theta}_{\text{IND}}(\theta_1)$ to denote the corresponding s and $\hat{\theta}_{\text{IND}}$, respectively.

Based on the proof for the asymptotic distribution above, we replace θ^* by $(\theta^* + \frac{h_n}{\sqrt{n}})$

and prove that the limiting distribution of $\sqrt{n} \left[\hat{\theta}_{\text{IND}} \left(\theta^* + \frac{h_n}{\sqrt{n}} \right) - \left(\theta^* + \frac{h_n}{\sqrt{n}} \right) \right]$ is the same as the limiting distribution of $\sqrt{n} \left[\hat{\theta}_{\text{IND}}(\theta^*) - \theta^* \right]$ using Equation (4).

From **(A5)**, $\frac{\partial b(\theta)}{\partial \theta}$ and $\frac{\partial s(\theta)}{\partial \theta}$ are continuous in θ , and $\frac{\partial s(\theta)}{\partial \theta} = \frac{\partial b(\theta)}{\partial \theta} + o_p(1)$. Therefore, the change in $((B^*)^\top \Omega B^*)^{-1} (B^*)^\top \Omega$ due to $\frac{h_n}{\sqrt{n}}$ is $o(1)$, and by Taylor expansion on $s \left(\theta^* + \frac{h_n}{\sqrt{n}} \right)$, we use the mean value theorem to have $s \left(\theta^* + \frac{h_n}{\sqrt{n}} \right) = s(\theta^*) + \left(\frac{\partial s(\tilde{\theta})}{\partial \theta} \right) \frac{h_n}{\sqrt{n}} = s(\theta^*) + \left(\frac{\partial s(\theta^*)}{\partial \theta} + o_p(1) \right) \frac{h_n}{\sqrt{n}}$ where each entry of $\tilde{\theta}$ is between θ^* and $\theta^* + \frac{h_n}{\sqrt{n}}$, and $o_p(1)$ is because of the continuity of $\frac{\partial s(\theta)}{\partial \theta}$. Note that the convergence is only for θ^* instead of all possible $\theta \in \Theta$, so uniform convergence is not needed. Therefore,

$$s \left(\theta^* + \frac{h_n}{\sqrt{n}} \right) = s(\theta^*) + \left(\frac{\partial b(\theta^*)}{\partial \theta} + o_p(1) \right) \frac{h_n}{\sqrt{n}} = s(\theta^*) + \frac{\partial b(\theta^*)}{\partial \theta} \frac{h_n}{\sqrt{n}} + o_p \left(\frac{1}{\sqrt{n}} \right). \quad (5)$$

By Equation (5) and Taylor expansion on $b \left(\theta^* + \frac{h_n}{\sqrt{n}} \right)$, we have $b \left(\theta^* + \frac{h_n}{\sqrt{n}} \right) = b(\theta^*) + \frac{\partial b(\theta^*)}{\partial \theta} \frac{h_n}{\sqrt{n}} + o_p \left(\frac{1}{\sqrt{n}} \right)$. Therefore, the part of $\frac{\partial b(\theta^*)}{\partial \theta} \frac{h_n}{\sqrt{n}}$ will cancel out in the following equation

$$\sqrt{n} \left(s \left(\theta^* + \frac{h_n}{\sqrt{n}} \right) - b \left(\theta^* + \frac{h_n}{\sqrt{n}} \right) \right) = \sqrt{n} (s(\theta^*) - b(\theta^*)) + o_p(1),$$

which means $\sqrt{n} \left(s \left(\theta^* + \frac{h_n}{\sqrt{n}} \right) - b \left(\theta^* + \frac{h_n}{\sqrt{n}} \right) \right)$ and $\sqrt{n} (s(\theta^*) - b(\theta^*))$ have the same limiting distribution (Lemma 6.4), i.e., s is asymptotically equivariant.

From Equation (5), the part of $\frac{\partial b(\theta^*)}{\partial \theta} \frac{h_n}{\sqrt{n}}$ will also cancel out in the following equation

$$\sqrt{n} \left(s \left(\theta^* + \frac{h_n}{\sqrt{n}} \right) - \frac{1}{R} \sum_{r=1}^R s^r \left(\theta^* + \frac{h_n}{\sqrt{n}} \right) \right) = \sqrt{n} \left(s(\theta^*) - \frac{1}{R} \sum_{r=1}^R s^r(\theta^*) \right) + o_p(1).$$

By Equation (4), we have

$$\begin{aligned}
& \sqrt{n} \left[\hat{\theta}_{\text{IND}} \left(\theta^* + \frac{h_n}{\sqrt{n}} \right) - \left(\theta^* + \frac{h_n}{\sqrt{n}} \right) \right] \\
&= (((B^*)^\top \Omega B^*)^{-1} (B^*)^\top \Omega + o_p(1)) \sqrt{n} \left[s \left(\theta^* + \frac{h_n}{\sqrt{n}} \right) - \frac{1}{R} \sum_{r=1}^R s^r \left(\theta^* + \frac{h_n}{\sqrt{n}} \right) \right] \\
&= [((B^*)^\top \Omega B^*)^{-1} (B^*)^\top \Omega + o_p(1)] \left\{ \sqrt{n} \left[s(\theta^*) - \frac{1}{R} \sum_{r=1}^R s^r(\theta^*) \right] + o_p(1) \right\}.
\end{aligned}$$

Therefore, $\sqrt{n} \left[\hat{\theta}_{\text{IND}} \left(\theta^* + \frac{h_n}{\sqrt{n}} \right) - \left(\theta^* + \frac{h_n}{\sqrt{n}} \right) \right]$ and $\sqrt{n} (\hat{\theta}_{\text{IND}} - \theta^*)$ have the same limiting distribution. \square

Remark 6.5. The uniform convergence assumptions **(A1, A3)** seem strong, and needed to derive the consistency of the indirect estimator as an M-estimator. They can be replaced by the compactness and continuity assumptions in **(A1', A3')**. By **(A1, A2)**, and Proposition 6.3, we have $\|s^r(\theta) - b(\theta)\| \xrightarrow{P} 0$ (pointwise convergence in probability). Then, following Newey (1991, Corollary 2.2), **(A3)** can be derived from **(A3')**, and **(A1)** can be derived from **(A1')**.

(A1') \mathbb{B} is compact, $\rho_\infty(\beta; F_u, F_{\text{DP}}, \theta^*)$ is a non-stochastic and continuous function in β , and for any $\beta \in \mathbb{B}$, $|\rho_n(\beta; D, u_{\text{DP}}) - \rho_\infty(\beta; F_u, F_{\text{DP}}, \theta^*)| \xrightarrow{P} 0$. There is C_n such that $C_n = O_p(1)$ and for all $\beta, \beta' \in \mathbb{B}$, $\|\rho_n(\beta; D, u_{\text{DP}}) - \rho_n(\beta'; D, u_{\text{DP}})\| \leq C_n \|\beta - \beta'\|$.

(A3') Θ is compact, and $b(\theta)$ is continuous in θ . There is B_n such that $B_n = O_p(1)$ and for all $\theta, \theta' \in \Theta$, $\|s^r(\theta) - s^r(\theta')\| \leq B_n \|\theta - \theta'\|$ (global, stochastic Lipschitz condition).

Proof for Theorem 3.9. Our proof contains four steps corresponding to the four parts of Theorem 3.9. To simplify our notations, we write $\hat{\theta}_{\text{ADI}}$ as $\hat{\theta}$. Note that the following asymptotic results are based on $n \rightarrow \infty$ with $R_n \rightarrow \infty$.

(1) The consistency of $\hat{\theta}$. From **(A3)**, we have $s \xrightarrow{P} b(\theta^*)$. From **(A8)**, we have $m^{R_n}(\theta) \xrightarrow{P} b(\theta)$ and $nS^{R_n}(\theta) \xrightarrow{P} \Sigma(\theta)$ uniformly for every θ as well. Therefore, $\|s - m^{R_n}(\theta)\|_2 \xrightarrow{P} \|b(\theta^*) - b(\theta)\|_2$ uniformly for all θ . From **(A2)**, $\|b(\theta^*) - b(\theta)\|_2 > 0$ if $\theta \neq \theta^*$. Therefore,

uniformly for $\|\theta - \theta^*\|_2 \geq \epsilon > 0$ the objective function $(s - m^{R_n}(\theta))^\top (S^{R_n}(\theta))^{-1} (s - m^{R_n}(\theta))$ diverges to infinity in probability since $\Sigma(\theta) \succ 0$ and $(s - m^{R_n}(\theta))^\top (nS^{R_n}(\theta))^{-1} (s - m^{R_n}(\theta)) \xrightarrow{P} (b(\theta^*) - b(\theta))^\top (\Sigma(\theta))^{-1} (b(\theta^*) - b(\theta)) \geq 0$, i.e., for any constants $C > 0$, $\epsilon > 0$, and $\delta > 0$, there exists N_1 such that

$$\mathbb{P}((s - m^{R_n}(\theta))^\top (S^{R_n}(\theta))^{-1} (s - m^{R_n}(\theta)) > C) > 1 - \delta/2, \quad \forall n \geq N_1, \|\theta - \theta^*\|_2 \geq \epsilon. \quad (6)$$

From **(A8)** and Lemma 6.4, we have $\|\sqrt{n}(s - \beta^*)\|_2 = O_p(1)$ and $\|\sqrt{n}(m^{R_n}(\theta^*) - \beta^*)\|_2 = o_p(1)$, and $\|(nS^{R_n}(\theta^*))^{-1}\|_2 = O_p(1)$. Therefore, $(s - m^{R_n}(\theta^*))^\top (S^{R_n}(\theta^*))^{-1} (s - m^{R_n}(\theta^*)) = (\sqrt{n}(s - m^{R_n}(\theta^*)))^\top (nS^{R_n}(\theta^*))^{-1} (\sqrt{n}(s - m^{R_n}(\theta^*))) = O_p(1)$, i.e., for any $\delta > 0$, there exist N_2 and C_1 such that

$$\mathbb{P}((s - m^{R_n}(\theta^*))^\top (S^{R_n}(\theta^*))^{-1} (s - m^{R_n}(\theta^*)) < C_1) > 1 - \delta/2, \quad \forall n \geq N_2. \quad (7)$$

Combining the inequalities (6) and (7), there exists $C \geq C_1$, $N = \max(N_1, N_2)$ such that

$$\mathbb{P}((s - m^{R_n}(\theta^*))^\top (S^{R_n}(\theta^*))^{-1} (s - m^{R_n}(\theta^*)) < (s - m^{R_n}(\theta))^\top (S^{R_n}(\theta))^{-1} (s - m^{R_n}(\theta))) > 1 - \delta,$$

for all $n \geq N$ and $\|\theta - \theta^*\|_2 \geq \epsilon$. Therefore, the minimizer of the objective function, $\hat{\theta}$, must be within ϵ of θ^* with probability $1 - \delta$, i.e., $\lim_{n \rightarrow \infty} \mathbb{P}(\|\hat{\theta} - \theta^*\|_2 \geq \epsilon) = 0$.

(2) The asymptotic distribution of $\sqrt{n}(\hat{\theta} - \theta^*)$.

From **(A8)** and Lemma 6.4, we know $\|\sqrt{n}(m^{R_n}(\theta^*) - \beta^*)\|_2 = o_p(1)$ and $\sqrt{n}(s - \beta^*) \xrightarrow{d} (J^*)^{-1}v$ where $v \sim F_{\rho, u, \text{DP}}^*$. Therefore, we have $\sqrt{n}(s - m^{R_n}(\theta^*)) \xrightarrow{d} (J^*)^{-1}v$. Also from **(A8)**, we have $\Sigma(\theta^*)^{-1} = \text{Var}[(J^*)^{-1}v]^{-1}$. Then we relate $(\hat{\theta} - \theta^*)$ to $(s - m^{R_n}(\theta^*))$ to derive its asymptotic distribution.

For fixed n , from **(A5)**, we know that the objective function $(s - m^{R_n}(\theta))^\top (S^{R_n}(\theta))^{-1} (s - m^{R_n}(\theta))$ is differentiable in θ . We write $\theta = (\theta_1, \dots, \theta_p)$ where θ_i denotes the i th entry of

θ . Then, as $\hat{\theta}$ is an interior point in Θ from **(A9)**, $\hat{\theta}$ satisfies the first-order conditions with respect to θ_i ,

$$2 \left(\frac{\partial m^{R_n}(\hat{\theta})}{\partial \theta_i} \right)^\top (nS^{R_n}(\hat{\theta}))^{-1} (s - m^{R_n}(\hat{\theta})) + (s - m^{R_n}(\hat{\theta}))^\top \left(\frac{\partial (nS^{R_n}(\hat{\theta}))^{-1}}{\partial \theta_i} \right) (s - m^{R_n}(\hat{\theta})) = 0, \quad (8)$$

where we replace $(S^{R_n}(\theta))^{-1}$ with $(nS^{R_n}(\theta))^{-1}$ since $(nS^{R_n}(\theta))^{-1} \xrightarrow{P} \Sigma(\theta)^{-1}$ by **(A8)**.

Equation (8) can be written as

$$\left[2 \left(\frac{\partial m^{R_n}(\hat{\theta})}{\partial \theta_i} \right)^\top + (s - m^{R_n}(\hat{\theta}))^\top (nS^{R_n}(\hat{\theta}))^{-1} \left(\frac{\partial (nS^{R_n}(\hat{\theta}))}{\partial \theta_i} \right) \right] (nS^{R_n}(\hat{\theta}))^{-1} (s - m^{R_n}(\hat{\theta})) = 0. \quad (9)$$

By **(A9)**, $\left(\frac{\partial m^{R_n}(\hat{\theta})}{\partial \theta_i} \right) = B_i^* + o_p(1)$ where B_i^* is the i th row of B^* , and $(nS^{R_n}(\hat{\theta}))^{-1} = O_p(1)$ and $\frac{\partial (nS^{R_n}(\hat{\theta}))}{\partial \theta_i} = O_p(1)$. Furthermore, we have $s - m^{R_n}(\hat{\theta}) = (s - \beta^*) - (m^{R_n}(\hat{\theta}) - b(\hat{\theta})) - (b(\hat{\theta}) - \beta^*) = o_p(1)$ since $s - \beta^* = o_p(1)$ by **(A3)**, $m^{R_n}(\hat{\theta}) - b(\hat{\theta}) = o_p(1)$ by **(A8)**, and $b(\hat{\theta}) - \beta^* = o_p(1)$ by the continuity of $b(\cdot)$ in **(A2)** and the consistency of $\hat{\theta}$. Therefore,

$$\left[2 \left(\frac{\partial m^{R_n}(\hat{\theta})}{\partial \theta_i} \right)^\top + (s - m^{R_n}(\hat{\theta}))^\top (nS^{R_n}(\hat{\theta}))^{-1} \left(\frac{\partial (nS^{R_n}(\hat{\theta}))}{\partial \theta_i} \right) \right] = (2B_i^* + o_p(1))^\top.$$

By **(A8)** and the continuity of $\Sigma(\theta)$, we have $(nS^{R_n}(\hat{\theta}))^{-1} = \Omega^* + o_p(1)$. Then, Equation (9) becomes $(2B^* + o_p(1))^\top (\Omega^* + o_p(1)) (s - m^{R_n}(\hat{\theta})) = 0$.

We use Taylor expansion of $m^{R_n}(\hat{\theta})$ at θ^* to obtain $m^{R_n}(\hat{\theta}) = m^{R_n}(\theta^*) + \frac{\partial m^{R_n}(\tilde{\theta})}{\partial \theta} (\hat{\theta} - \theta^*)$ where each entry of $\tilde{\theta}$ is between the corresponding entries of θ^* and $\hat{\theta}$. As $\hat{\theta}$ is a consistent estimator of θ^* , we have $\hat{\theta} = \theta^* + o_p(1)$ and $\tilde{\theta} = \theta^* + o_p(1)$. By **(A9)**, we have $\frac{\partial m^{R_n}(\tilde{\theta})}{\partial \theta} = B^* + o_p(1)$ and Equation (9) becomes

$$[2B^* + o_p(1)]^\top (\Omega^* + o_p(1)) \left[s - m^{R_n}(\theta^*) - (B^* + o_p(1)) (\hat{\theta} - \theta^*) \right] = 0,$$

which can be written as

$$\sqrt{n}(\hat{\theta} - \theta^*) = (((B^*)^\top \Omega^* B^*)^{-1} (B^*)^\top \Omega^* + o_p(1)) \sqrt{n} [s - m^{R_n}(\theta^*)]. \quad (10)$$

Therefore,

$$\sqrt{n}(\hat{\theta} - \theta^*) \xrightarrow{d} ((B^*)^\top \Omega^* B^*)^{-1} (B^*)^\top \Omega^* (J^*)^{-1} v,$$

where $v \sim F_{\rho, u, \text{DP}}^*$ and $\Omega^* = \Sigma(\theta^*)^{-1} = \text{Var}[(J^*)^{-1}v]^{-1}$.

(3) The asymptotic equivariance of s and $\hat{\theta}$.

Note that this part mainly follows the corresponding part in the proof for Theorem 3.6.

Based on the proof for the asymptotic distribution above, we replace θ^* by $\left(\theta^* + \frac{h_n}{\sqrt{n}}\right)$ and denote the corresponding s and $\hat{\theta}$ by $s\left(\theta^* + \frac{h_n}{\sqrt{n}}\right)$ and $\hat{\theta}\left(\theta^* + \frac{h_n}{\sqrt{n}}\right)$, respectively. Then, we prove that the limiting distribution of $\sqrt{n}\left[\hat{\theta}\left(\theta^* + \frac{h_n}{\sqrt{n}}\right) - \left(\theta^* + \frac{h_n}{\sqrt{n}}\right)\right]$ is the same as the limiting distribution of $\sqrt{n}\left[\hat{\theta}(\theta^*) - \theta^*\right]$ using Equation (10).

From **(A5)** and **(A8)**, $\frac{\partial b(\theta)}{\partial \theta}$, $\frac{\partial s(\theta)}{\partial \theta}$, and $\Sigma(\theta)$ are continuous in θ , and $\frac{\partial s(\theta)}{\partial \theta} = \frac{\partial b(\theta)}{\partial \theta} + o_p(1)$. Therefore, the change in $((B^*)^\top \Omega^* B^*)^{-1} (B^*)^\top \Omega^*$ due to $\frac{h_n}{\sqrt{n}}$ is $o(1)$, and by Taylor expansion on $s\left(\theta^* + \frac{h_n}{\sqrt{n}}\right)$, we have

$$s\left(\theta^* + \frac{h_n}{\sqrt{n}}\right) = s(\theta^*) + \left(\frac{\partial s(\theta^*)}{\partial \theta} + o_p(1)\right) \frac{h_n}{\sqrt{n}} = s(\theta^*) + \frac{\partial b(\theta^*)}{\partial \theta} \frac{h_n}{\sqrt{n}} + o_p\left(\frac{1}{\sqrt{n}}\right). \quad (11)$$

Using another Taylor expansion on $b\left(\theta^* + \frac{h_n}{\sqrt{n}}\right) = b(\theta^*) + \frac{\partial b(\theta^*)}{\partial \theta} \frac{h_n}{\sqrt{n}} + o_p\left(\frac{1}{\sqrt{n}}\right)$, we have

$$\sqrt{n}\left(s\left(\theta^* + \frac{h_n}{\sqrt{n}}\right) - b\left(\theta^* + \frac{h_n}{\sqrt{n}}\right)\right) = \sqrt{n}(s(\theta^*) - b(\theta^*)) + o_p(1),$$

which means $\sqrt{n}\left(s\left(\theta^* + \frac{h_n}{\sqrt{n}}\right) - b\left(\theta^* + \frac{h_n}{\sqrt{n}}\right)\right)$ and $\sqrt{n}(s(\theta^*) - b(\theta^*))$ have the same limiting distribution (Lemma 6.4).

Similarly, we use Taylor expansion of $m^{R_n}(\theta^* + \frac{h_n}{\sqrt{n}})$ at θ^* to obtain $m^{R_n}(\theta^* + \frac{h_n}{\sqrt{n}}) =$

$m^{R_n}(\theta^*) + \frac{\partial m^{R_n}(\tilde{\theta})}{\partial \theta} \frac{h_n}{\sqrt{n}}$ where each entry of $\tilde{\theta}$ is between the corresponding entries of θ^* and $\theta^* + \frac{h_n}{\sqrt{n}}$. By (A8), we have $m^{R_n}(\theta^*) - b(\theta^*) = o_P(\frac{1}{\sqrt{n}})$. As $\tilde{\theta} = \theta^* + o_p(1)$, we have $\left(\frac{\partial m^{R_n}(\tilde{\theta})}{\partial \theta}\right) = B^* + o_p(1)$ by (A9). Therefore,

$$\sqrt{n} \left(m^{R_n} \left(\theta^* + \frac{h_n}{\sqrt{n}} \right) - b \left(\theta^* + \frac{h_n}{\sqrt{n}} \right) \right) = \sqrt{n} (m^{R_n}(\theta^*) - b(\theta^*)) + o_p(1),$$

By Equation (10), we have

$$\begin{aligned} & \sqrt{n} \left[\hat{\theta} \left(\theta^* + \frac{h_n}{\sqrt{n}} \right) - \left(\theta^* + \frac{h_n}{\sqrt{n}} \right) \right] \\ &= [((B^*)^\top \Omega^* B^*)^{-1} (B^*)^\top \Omega^* + o_p(1)] [\sqrt{n}(s - m^{R_n}(\theta^*)) + o_p(1)]. \end{aligned} \quad (12)$$

By comparing Equation (12) to (10), we know that $\sqrt{n} \left[\hat{\theta} \left(\theta^* + \frac{h_n}{\sqrt{n}} \right) - \left(\theta^* + \frac{h_n}{\sqrt{n}} \right) \right]$ and $\sqrt{n}(\hat{\theta} - \theta^*)$ have the same limiting distribution.

(4) The optimal asymptotic variance of $\hat{\theta}_{\text{ADI}}$.

We let R be a constant and define $\Omega_0 := \text{Var}[(J^*)^{-1}(v_0 - \frac{1}{R} \sum_{r=1}^R v_r)]^{-1} = (1 + \frac{1}{R})^{-1} \Omega^*$ since $v_r \stackrel{\text{iid}}{\sim} F_{\rho, u, \text{DP}}^*$ for $r = 0, 1, \dots, R$. We follow the idea by Gourieroux et al. (1993): From the Gauss-Markov theorem for weighted least squares, in $((B^*)^\top \Omega B^*)^{-1} (B^*)^\top \Omega (J^*)^{-1} (v_0 - \frac{1}{R} \sum_{r=1}^R v_r)$, by treating B^* as the covariates, $(J^*)^{-1} (v_0 - \frac{1}{R} \sum_{r=1}^R v_r)$ as the responses, and Ω as the weights, we know that for any Ω ,

$$\begin{aligned} & \text{Var} \left[\lim_{n \rightarrow \infty} \sqrt{n}(\hat{\theta}_{\text{IND}} - \theta^*) \right] \\ &= \text{Var} \left[((B^*)^\top \Omega B^*)^{-1} (B^*)^\top \Omega (J^*)^{-1} \left(v_0 - \frac{1}{R} \sum_{r=1}^R v_r \right) \right] \\ &\succeq \text{Var} \left[((B^*)^\top \Omega_0 B^*)^{-1} (B^*)^\top \Omega_0 (J^*)^{-1} \left(v_0 - \frac{1}{R} \sum_{r=1}^R v_r \right) \right] \\ &= ((B^*)^\top \Omega_0 B^*)^{-1} (B^*)^\top \Omega_0 \Omega_0^{-1} \Omega_0 (B^*) ((B^*)^\top \Omega_0 B^*)^{-1} \\ &= ((B^*)^\top \Omega_0 B^*)^{-1} = \left(1 + \frac{1}{R} \right) ((B^*)^\top \Omega^* B^*)^{-1}. \end{aligned}$$

On the other hand, we know that

$$\begin{aligned}
& \text{Var} \left[\lim_{n \rightarrow \infty} \sqrt{n}(\hat{\theta}_{\text{ADI}} - \theta^*) \right] \\
&= \text{Var} \left[((B^*)^\top \Omega^* B^*)^{-1} (B^*)^\top \Omega^* (J^*)^{-1} v \right] \\
&= ((B^*)^\top \Omega^* B^*)^{-1} ((B^*)^\top \Omega^* \Omega^{*-1} \Omega^* B^*) ((B^*)^\top \Omega^* B^*)^{-1} \\
&= ((B^*)^\top \Omega^* B^*)^{-1}.
\end{aligned}$$

Therefore,

$$\text{Var} \left[\lim_{n \rightarrow \infty} \sqrt{n}(\hat{\theta}_{\text{IND}} - \theta^*) \right] - \text{Var} \left[\lim_{n \rightarrow \infty} \sqrt{n}(\hat{\theta}_{\text{ADI}} - \theta^*) \right] \succeq 0.$$

We adopt the idea by Jiang and Turnbull (2004, Proposition 1(iv)) to prove that $\hat{\theta}_{\text{ADI}}$ has the smallest asymptotic variance among all consistent estimators $\psi(s)$ of θ where ψ is continuously differentiable at β^* . As $\psi(s)$ is a consistent estimator to θ^* , we have $\psi(s) = \theta^* + o_P(1)$. As ψ is continuous, we have $\psi(s) = \psi(\beta^*) + o_P(1)$. Therefore, $\psi(\beta^*) = \theta^*$ for all θ^* . We denote $\frac{\partial \psi(\beta^*)}{\partial s}$ by $\psi' \in \mathbb{R}^{q \times p}$ and $\frac{\partial b(\theta^*)}{\partial \theta}$ by $B^* \in \mathbb{R}^{p \times q}$. As b is differentiable at θ^* and ψ is differentiable at $b(\theta^*)$, we know that $\left(\frac{\partial \psi(\beta^*)}{\partial s} \right) \left(\frac{\partial b(\theta^*)}{\partial \theta} \right) = \psi' B^* = I$. Using the delta method on $\psi(s)$ and Lemma 6.4, we know that $\sqrt{n}(\psi(s) - \theta^*) \xrightarrow{d} \psi'(J^*)^{-1} v$ where $v \sim F_{\rho, u, \text{DP}}^*$. Therefore, $\text{Var} [\lim_{n \rightarrow \infty} \sqrt{n}(\psi(s) - \theta^*)] = \psi'(\Omega^*)^{-1}(\psi')^\top$. As

$$\begin{aligned}
& \psi'(\Omega^*)^{-1}(\psi')^\top - ((B^*)^\top \Omega^* B^*)^{-1} \\
&= \left(\psi' - ((B^*)^\top \Omega^* B^*)^{-1} (B^*)^\top \Omega^* \right) (\Omega^*)^{-1} \left(\psi' - ((B^*)^\top \Omega^* B^*)^{-1} (B^*)^\top \Omega^* \right)^\top,
\end{aligned}$$

which is positive semidefinite, we have

$$\text{Var} \left[\lim_{n \rightarrow \infty} \sqrt{n}(\psi(s) - \theta^*) \right] \succeq \text{Var} \left[\lim_{n \rightarrow \infty} \sqrt{n}(\hat{\theta}_{\text{ADI}} - \theta^*) \right].$$

□

To prove Theorem 3.15, we use the uniform delta method (Van der Vaart, 2000, Theorem

3.8) which is included as Lemma 6.6 for easier reference.

Lemma 6.6 (Uniform Delta method; Van der Vaart (2000)). *Let $\phi : \mathbb{R}^k \rightarrow \mathbb{R}^m$ be a map defined and continuously differentiable in a neighborhood of θ . Let T_n be random vectors taking their values in the domain of ϕ . If $r_n(T_n - \theta_n) \xrightarrow{d} T$ for vectors $\theta_n \rightarrow \theta$ and numbers $r_n \rightarrow \infty$, then $r_n(\phi(T_n) - \phi(\theta_n)) \xrightarrow{d} \phi'(\theta)T$. Moreover, the difference between $r_n(\phi(T_n) - \phi(\theta_n))$ and $\phi'(\theta)(r_n(T_n - \theta_n))$ converges to zero in probability.*

Proof for Theorem 3.15. In this proof, we denote $\hat{\theta}_{\text{IND}}$ and $\hat{\theta}_{\text{ADI}}$ as $\hat{\theta}$ for simplicity.

By Theorems 3.6 and 3.9, $\hat{\theta}$ and s are asymptotically equivariant, and we further prove that $\eta_1(\hat{\theta})$ and $\eta_2(s)$ are asymptotically equivariant. From the asymptotic equivariance of $\hat{\theta}$, we know that $\sqrt{n}(\hat{\theta} - \theta^*)$ has the same asymptotic distribution as $\sqrt{n}(\hat{\theta}(\theta^* + \frac{h_n}{\sqrt{n}}) - (\theta^* + \frac{h_n}{\sqrt{n}}))$. We denote this asymptotic distribution by F_T and let $T \sim F_T$. In Lemma 6.6, we let $r_n := \sqrt{n}$, $T_n := \hat{\theta}$, and $\phi := \eta_1$. Then, $\sqrt{n}(\eta_1(\hat{\theta}) - \eta_1(\theta^*)) \xrightarrow{d} \eta'_1(\theta^*)T$ and $\sqrt{n}(\eta_1(\hat{\theta}(\theta^* + \frac{h_n}{\sqrt{n}})) - \eta_1(\theta^* + \frac{h_n}{\sqrt{n}})) \xrightarrow{d} \eta'_1(\theta^*)T$, which means that $\eta_1(\hat{\theta})$ is asymptotically equivariant. Similarly, from the asymptotic equivariance of s , we have that $\eta_2(s)$ is asymptotically equivariant.

As $\hat{\theta}$ is asymptotically equivariant, we know $\hat{\theta}(s(\theta^* + \frac{h_n}{\sqrt{n}})) \xrightarrow{P} \theta^*$. Therefore, by the continuous mapping theorem (Van der Vaart, 2000, Theorem 2.3), $\sqrt{n}(\hat{\sigma}(s(\theta^* + \frac{h_n}{\sqrt{n}}))) := \eta_3(\hat{\theta}(s(\theta^* + \frac{h_n}{\sqrt{n}}))) \xrightarrow{P} \eta_3(\theta^*)$.

Based on the above results on $(\hat{\tau}, \hat{\sigma})$, using Proposition 2.9, we know that the PB estimators with the choices of $(\hat{\tau}, \hat{\sigma})$ mentioned in Theorem 3.15 are consistent. \square

6.3 Proofs for Section 3.4

Similar to Lemma 6.4, we can prove Lemma 6.7 by replacing s with $s^r(\theta^*)$.

Lemma 6.7 (Asymptotic analysis of $s^r(\theta^*)$). *Under assumptions **(A1, A1s, A2, A6, A6s, A7, A7s)**, we have $\sqrt{n}(s^r(\theta^*) - \beta^*) \xrightarrow{d} (J^*)^{-1}v$ where $v \sim F_{\rho, u, \text{DP}}^*$.*

Algorithm 1 indirectEstimator($\Theta, s, F_u, F_{\text{DP}}, G, \rho, \Omega, R$)

INPUT: parameter space $\Theta \subseteq \mathbb{R}^q$, observed statistic $s \in \mathbb{B} \subseteq \mathbb{R}^p$, distributions F_u and F_{DP} for random seeds u and u_{DP} , data generating equation $G(\theta, u)$ that $D = G(\theta, u)$ and $u \sim F_u$, objective function $\rho(\beta; D, u_{\text{DP}})$ that $s = \arg \min_{\beta \in \mathbb{B}} \rho(\beta; D, u_{\text{DP}})$ and $u_{\text{DP}} \sim F_{\text{DP}}$, (optional) positive definite symmetric matrix Ω , number of indirect estimator samples R .

```
1: for  $r = 1, \dots, R$  do
2:   Sample random seeds  $u^r \sim F_u$  and  $u_{\text{DP}}^r \sim F_{\text{DP}}$ 
3:   For a given  $\theta$ , define  $s^r(\theta) := \arg \min_{\beta \in \mathbb{B}} \rho(\beta; D^r(\theta), u_{\text{DP}}^r)$  where  $D^r(\theta) := G(\theta, u^r)$ .
4: end for
5: Let  $u^{[R]} := (u^1, \dots, u^R)$ ,  $u_{\text{DP}}^{[R]} := (u_{\text{DP}}^1, \dots, u_{\text{DP}}^R)$ .
6: if  $\Omega$  is NULL then
7:   Let  $m^R(\theta) := \frac{1}{R} \sum_{r=1}^R s^r(\theta)$  and  $S^R(\theta) := \frac{1}{R-1} \sum_{r=1}^R (s^r(\theta) - m^R(\theta))^2$ .
8:   Solve  $\hat{\theta} := \hat{\theta}_{\text{ADI}}(s, u^{[R]}, u_{\text{DP}}^{[R]}) := \arg \min_{\theta \in \Theta} \|s - m^R(\theta)\|_{(S^R(\theta))^{-1}}$ .
9: else
10:  Solve  $\hat{\theta} := \hat{\theta}_{\text{IND}}(s, u^{[R]}, u_{\text{DP}}^{[R]}) := \arg \min_{\theta \in \Theta} \|s - \frac{1}{R} \sum_{r=1}^R s^r(\theta)\|_{\Omega}$ .
11: end if
OUTPUT:  $\hat{\theta}$ 
```

Proof for Theorem 3.18. The proofs for parts 1 and 2 follow the proof of parts 1 and 2 in Theorem 3.6 while we use both Lemma 6.4 and Lemma 6.7. For part 3, as $\frac{\partial s(\theta)}{\partial \theta}$ does not exist, we use the assumption **(A5s)** to obtain (5), and the rest of the proof follows the proof of part 3 in Theorem 3.6. \square

Proof for Theorem 3.21. The proofs for parts 1, 2, and 4 follow the proof of parts 1, 2, and 4 in Theorem 3.9. For part 3, we use the assumption **(A5s)** to obtain (11), and the rest of the proof follows the proof of part 3 in Theorem 3.9. \square

6.4 Algorithms

For easier reference, we summarize the indirect estimator and the adaptive indirect estimator in Algorithm 1. The usage of parametric bootstrap with the indirect estimator is summarized in Algorithm 2 and Algorithm 3 for building CIs and conducting HTs, respectively.

Algorithm 2 indirectEstimator_PB_CI($\Theta, s, F_u, F_{\text{DP}}, G, \rho, \Omega, \hat{\tau}, \hat{\sigma}, \tau, B, R, \alpha$)

INPUT: parameter space $\Theta \subseteq \mathbb{R}^q$, observed statistic $s \in \mathbb{B} \subseteq \mathbb{R}^p$, distributions F_u and F_{DP} for random seeds u and u_{DP} , data generating equation $G(\theta, u)$ that $D = G(\theta, u)$ and $u \sim F_u$, objective function $\rho(\beta; D, u_{\text{DP}})$ that $s = \arg \min_{\beta \in \mathbb{B}} \rho(\beta; D, u_{\text{DP}})$ and $u_{\text{DP}} \sim F_{\text{DP}}$, (optional) positive definite symmetric matrix Ω , test statistic $\hat{\tau} : \mathbb{B} \rightarrow \mathbb{R}$, auxiliary scale of test statistic $\hat{\sigma} : \mathbb{B} \rightarrow \mathbb{R}$, parameter of interest $\tau : \Theta \rightarrow \mathbb{R}$, number of bootstrap samples B , number of indirect estimator samples R , significance level α (i.e., confidence level $(1 - \alpha)$).

- 1: Let $\hat{\theta} := \text{indirectEstimator}(\Theta, s, F_u, F_{\text{DP}}, G, \rho, \Omega, R)$
- 2: **for** $b = 1, \dots, B$ **do**
- 3: Sample random seeds $u_b \sim F_u$ and $u_{\text{DP},b} \sim F_{\text{DP}}$
- 4: Generate parametric bootstrap sample $D_b := G(\hat{\theta}, u_b)$
- 5: Compute $s_b := \arg \min_{\beta \in \mathbb{B}} \rho(\beta; D_b, u_{\text{DP},b})$
- 6: **end for**
- 7: Let $\hat{\xi}_{(j)}$ be the j th order statistic of $\left\{ \frac{\hat{\tau}(s_b) - \tau(\hat{\theta})}{\hat{\sigma}(s_b)} \right\}_{b=1}^B$

OUTPUT: $\left[\hat{\tau}(s) + \hat{\xi}_{(\lfloor (B+1)\alpha/2 \rfloor)} \hat{\sigma}(s), \hat{\tau}(s) + \hat{\xi}_{(1+B-\lfloor (B+1)\alpha/2 \rfloor)} \hat{\sigma}(s) \right]$

6.5 Hyperparameter tuning for location-scale normal

We show the robustness of the adaptive indirect estimator by examining different settings on the number of generated samples R , the GDP parameter ε , and the clamping parameter U , where the results are shown in Figures 7, 8, and 9, respectively. In these figures, we denote the median of each distribution by the vertical line and denote μ^* and σ^* by $*$. Note that we set the optimization region to $\Theta := [-2, 10] \times [10^{-6}, 10]$. In most cases, the medians match the true parameters, and the distributions are symmetric. In addition,

- The number of generated samples R does not significantly affect the sampling distribution of our estimates in Figure 7. Therefore, we use $R = 50$ for the experiments in this paper.
- The sampling distribution is flatter when the GDP parameter ε is smaller, i.e., under stronger privacy guarantees, in Figure 8. When $\varepsilon = 0.1$, the adaptive indirect estimator sometimes takes values at the boundary of Θ , which may be due to the heavy tail of the sampling distribution, but the medians of the distribution are still around μ^* and

Algorithm 3 indirectEstimator_PB_HT($\Theta, \Theta_0, s, F_u, F_{\text{DP}}, G, \rho, \Omega, \hat{\tau}, \hat{\sigma}, \tau, B, R, \alpha$)

INPUT: parameter space $\Theta \subseteq \mathbb{R}^q$, parameter space under null hypothesis $\Theta_0 \subseteq \Theta \subseteq \mathbb{R}^q$, observed statistic $s \in \mathbb{B} \subseteq \mathbb{R}^p$, distributions F_u and F_{DP} for random seeds u and u_{DP} , data generating equation $G(\theta, u)$ that $D = G(\theta, u)$ and $u \sim F_u$, objective function $\rho(\beta; D, u_{\text{DP}})$ that $s = \arg \min_{\beta \in \mathbb{B}} \rho(\beta; D, u_{\text{DP}})$ and $u_{\text{DP}} \sim F_{\text{DP}}$, (optional) positive definite symmetric matrix Ω , test statistic $\hat{\tau} : \mathbb{B} \rightarrow \mathbb{R}$, auxiliary scale of test statistic $\hat{\sigma} : \mathbb{B} \rightarrow \mathbb{R}$, parameter of interest $\tau : \Theta \rightarrow \mathbb{R}$, number of bootstrap samples B , number of indirect estimator samples R , significance level α .

- 1: Compute studentized test statistic $T := \inf_{\theta^* \in \Theta_0} \left| \frac{\hat{\tau}(s) - \tau(\theta^*)}{\hat{\sigma}(s)} \right|$.
- 2: Let $\hat{\theta} := \text{indirectEstimator}(\Theta, s, F_u, F_{\text{DP}}, G, \rho, \Omega, R)$
- 3: **for** $b = 1, \dots, B$ **do**
- 4: Sample random seeds $u_b \sim F_u$ and $u_{\text{DP},b} \sim F_{\text{DP}}$
- 5: Generate parametric bootstrap sample $D_b := G(\hat{\theta}, u_b)$
- 6: Compute $s_b := \arg \min_{\beta \in \mathbb{B}} \rho(\beta; D_b, u_{\text{DP},b})$
- 7: Compute studentized test statistic $T_b := \left| \frac{\hat{\tau}(s_b) - \tau(\hat{\theta})}{\hat{\sigma}(s_b)} \right|$
- 8: **end for**
- 9: Compute the p -value where $p := \frac{1}{B+1} (1 + \sum_{b=1}^B \mathbb{1}_{T_b \geq T})$

OUTPUT: $\mathbb{1}_{p \leq \alpha}$

σ^* , respectively.

- We set the clamping region to $[0, U]$ and we try $U = 0.1, 0.3, 1, 3, 5$. In Figure 9, $U = 3$ gives the most concentrated sampling distribution. Our estimator does not perform well under $U = 0.1$ since after clamping the true distribution $N(1, 1)$ to $[0, 0.1]$, most of the probability mass becomes the point mass at 0 and 0.1, and it is difficult to identify the distribution parameter before clamping.

Finally, we compare the adaptive indirect estimator to the indirect estimator with $\Omega_n = I$. We replace the adaptive indirect estimator in Figure 9 with the indirect estimator, and the results are shown in Figure 10. It turns out that the adaptive indirect estimator is the same as the indirect estimator when the clamping bound is $U = 0.5, 1, 3, 5$ if we ignore the optimization error, and the adaptive indirect estimator seems to be better than the indirect estimator under $U = 0.1$.

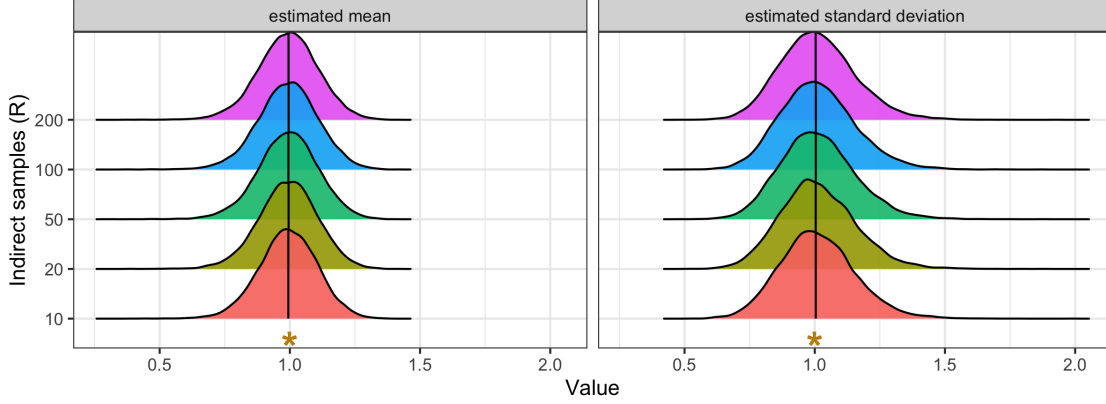


Figure 7: Comparison of the sampling distribution of the adaptive indirect estimates $\hat{\theta}_{ADI}$ under different settings of the number of generated samples $R = 10, 20, 50, 100, 200$ in the normal distribution setting in Section 4.1.

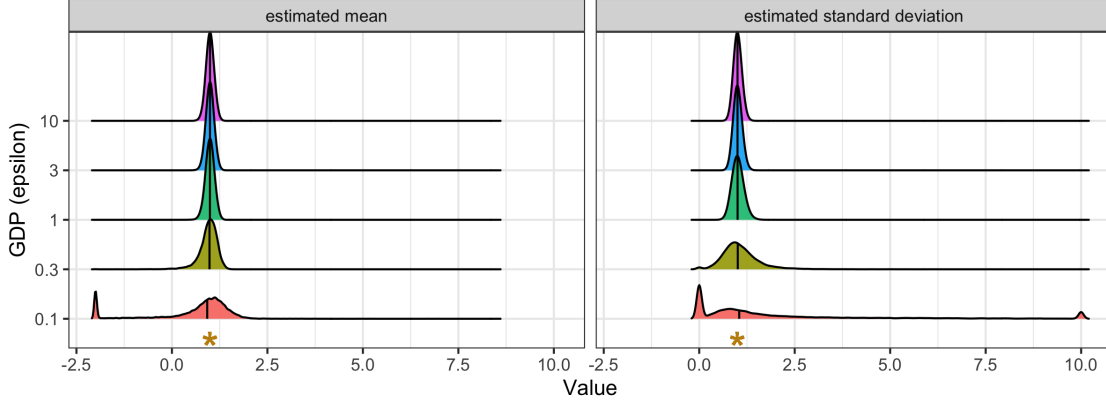


Figure 8: Comparison of the sampling distribution of the adaptive indirect estimates $\hat{\theta}_{ADI}$ under different settings of the GDP parameter $\epsilon = 0.1, 0.3, 1, 3, 10$ in the normal distribution setting in Section 4.1.

6.6 Details for simple linear regression hypothesis testing

We have seen the improvement of using our adaptive indirect estimator compared to the naive estimator in Figure 5. In Figure 11, we further show the sampling distribution of our ADI estimator. The vertical line denotes the median of each distribution, and we can see that the medians match the true values and the distributions are symmetric in most cases, indicating that our method is robust across various clamping settings.

In Remark 6.8, we explain how to compute the approximate pivot for HTs in Section 4.2.

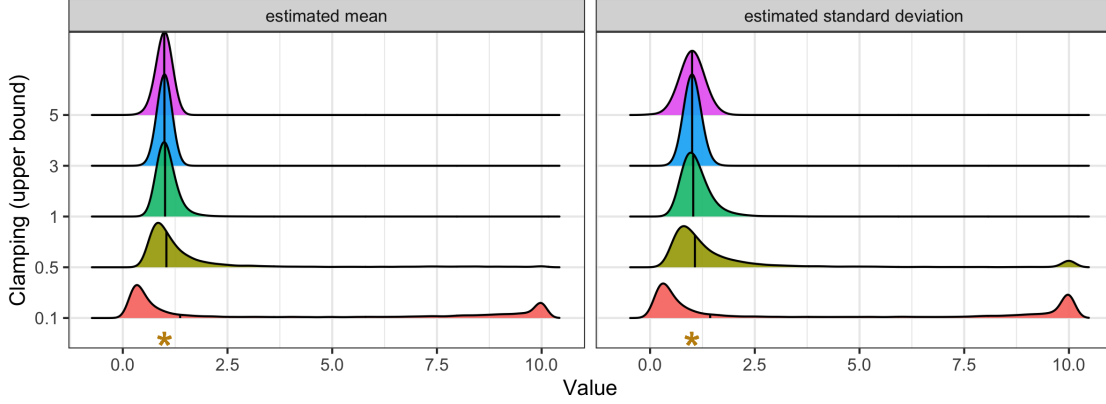


Figure 9: Comparison of the sampling distribution of the adaptive indirect estimates $\hat{\theta}_{\text{ADI}}$ under different settings of the clamping parameter $U = 0.1, 0.5, 1, 3, 5$ in the normal distribution setting in Section 4.1.

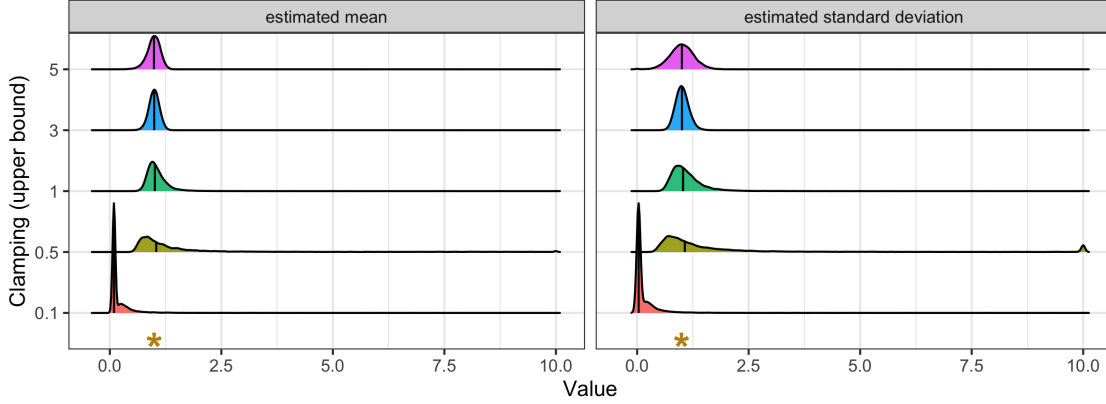


Figure 10: Comparison of the sampling distribution of the indirect estimates $\hat{\theta}_{\text{IND}}$ under different settings of the clamping parameter $U = 0.1, 0.5, 1, 3, 5$ in the normal distribution setting in Section 4.1.

Remark 6.8. We denote $\hat{\theta}_{\text{ADI}}$ as $\hat{\theta}$. From Theorem 3.9, we know that the asymptotic variance of $\sqrt{n}(\hat{\theta} - \theta^*)$ is $((B^*)^\top \Sigma(\theta^*)^{-1} B^*)^{-1}$. Therefore, based on assumption **(A8)**, we estimate $\Sigma(\theta^*)$ by the sample variance of $\left\{ \sqrt{n} \left(s^r(\hat{\theta}) \right) \right\}_{r=1}^R$ where $s^r(\hat{\theta})$ is calculated in the same way as in the indirect estimator. Based on assumptions **(A3, A5)**, we evaluate $b(\theta^*)$ by $\mathbb{E}(s(\hat{\theta}))^2$, and we estimate $B^* := \frac{\partial b(\theta^*)}{\partial \theta}$ by the finite difference $\frac{\mathbb{E}(s(\hat{\theta} + \delta \theta_0^i)) - \mathbb{E}(s(\hat{\theta}))}{\delta}$ where $\theta_0^i \in \mathbb{R}^q$ has all entries being 0 except for the i th entry being 1, $i = 1, \dots, q$, and $\delta := 10^{-6}$. We

²For this setting, we evaluate the expectation by numerical integral. In general, the expectation can also be evaluated by the Monte Carlo approximation.

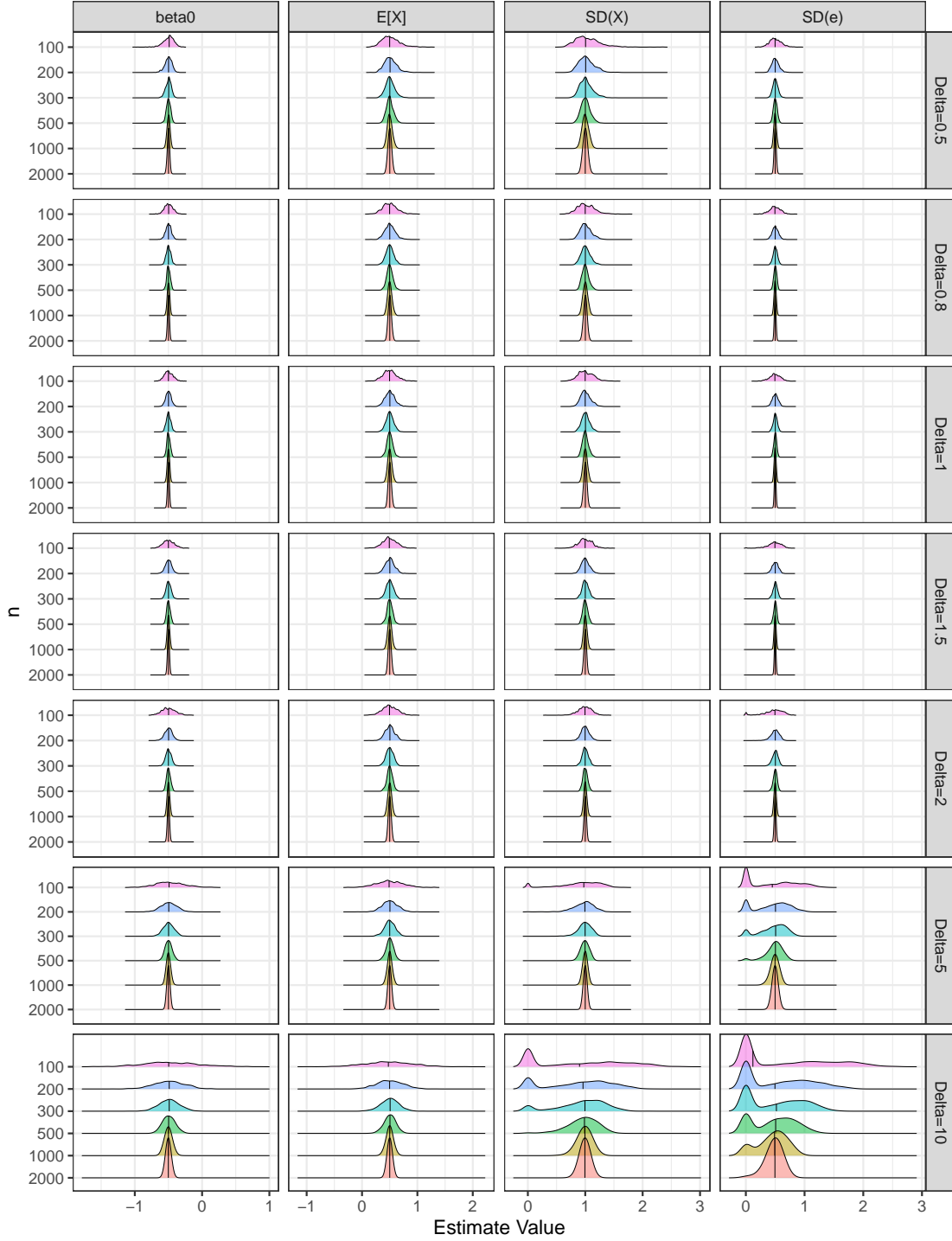


Figure 11: Comparison of the sampling distribution of the adaptive indirect estimates under different settings of the clamping parameter Δ and sample size n in the hypothesis testing setting in Section 4.2.

denote the two estimates of $\Sigma(\theta^*)$ and B^* by $\hat{\Sigma}(\hat{\theta})$ and $\hat{B}(\hat{\theta})$, respectively. The approximate pivot is

$$T := n(\hat{\theta} - \theta^*)^\top \left((\hat{B}(\hat{\theta}))^\top \hat{\Sigma}^{-1}(\hat{\theta}) \hat{B}(\hat{\theta}) \right)^{-1} (\hat{\theta} - \theta^*).$$

As our hypothesis test is on the β_1^* , we let $\hat{\theta}^{(1)}$ be the first entry of $\hat{\theta}$ corresponding to β_1^* , and $\hat{\sigma}_{\beta_1}^2(\hat{\theta})$ be the first element in the covariance matrix estimation $\left((\hat{B}(\hat{\theta}))^\top \hat{\Sigma}^{-1}(\hat{\theta}) \hat{B}(\hat{\theta}) \right)^{-1}$ corresponding to the variance of $\sqrt{n} \left(\hat{\theta}^{(1)} \right)$. Then, it is equivalent to use the following setting in the $\left| \frac{\hat{\tau}(s) - \tau(\theta^*)}{\hat{\sigma}(s)} \right|$ and $\left| \frac{\hat{\tau}(s_b) - \tau(\hat{\theta})}{\hat{\sigma}(s_b)} \right|$ in Algorithm 3,

$$\hat{\tau}(s) := \hat{\theta}^{(1)}(s), \quad \tau(\theta^*) := (\theta^*)^{(1)} = 0, \quad \hat{\sigma}(s) := \frac{\hat{\sigma}_{\beta_1}(\hat{\theta}(s))}{\sqrt{n}},$$

$$\hat{\tau}(s_b) := \hat{\theta}^{(1)}(s_b), \quad \tau(\hat{\theta}) := (\hat{\theta})^{(1)}, \quad \hat{\sigma}(s_b) := \frac{\hat{\sigma}_{\beta_1}(\hat{\theta}(s_b))}{\sqrt{n}}.$$

Remark 6.9. When the alternative hypothesis is true, i.e., $s \sim \mathbb{P}_{\theta_1}$ where $\theta_1 \in \Theta_1$, any estimator restricted to the null hypothesis, $\hat{\theta}_0 : \Omega \rightarrow \Theta_0$, is not a consistent estimator of θ_1 . If we use $\hat{\theta}_0$ in PB, since the PB estimator $\hat{\tau}(s_b)$ is based on $s_b \sim \mathbb{P}_{\hat{\theta}_0(s)}(\cdot | s)$, the consistency of $\hat{\tau}(s_b)$ may not hold. Therefore, we may not have $\pi_n(\theta_1) \rightarrow 1$, and the PB HTs based on $\hat{\theta}_0$ are asymptotically of level α but not necessarily asymptotically consistent.

6.7 Logistic regression mechanism details

The DP mechanism used in Section 4.3 is the same as in Awan and Wang (2024), which uses techniques from Awan and Slavkovic (2021), including the sensitivity space, K -norm mechanisms, and objective perturbation. To aid the reader, we include the essentials in this section.

Definition 6.10 (Sensitivity space: Awan and Slavkovic, 2021). Let $T : \mathcal{X}^n \rightarrow \mathbb{R}^m$ be any

function. The sensitivity space of T is

$$S_T = \left\{ u \in \mathbb{R}^m \left| \begin{array}{l} \exists X, X' \in \mathcal{X}^n \text{ s.t } d(X, X') = 1 \\ \text{and } u = T(X) - T(X') \end{array} \right. \right\}.$$

A set $K \subset \mathbb{R}^m$ is a norm ball if K is 1) convex, 2) bounded, 3) absorbing: $\forall u \in \mathbb{R}^m$, $\exists c > 0$ such that $u \in cK$, and 4) symmetric about zero: if $u \in K$, then $-u \in K$. If $K \subset \mathbb{R}^m$ is a norm ball, then $\|u\|_K = \inf\{c \in \mathbb{R}^{\geq 0} \mid u \in cK\}$ is a norm on \mathbb{R}^m .

Algorithm 4 Sampling $\propto \exp(-c\|V\|_\infty)$ (Steinke and Ullman, 2016)

INPUT: c , and dimension m

- 1: Set $U_j \stackrel{\text{iid}}{\sim} U(-1, 1)$ for $j = 1, \dots, m$
- 2: Draw $r \sim \text{Gamma}(\alpha = m + 1, \beta = c)$
- 3: Set $V = r \cdot (U_1, \dots, U_m)^\top$

OUTPUT: V

The sensitivity of a statistic T is the largest amount that T changes when one entry of T is modified. Geometrically, the sensitivity of T is the largest radius of S_T measured by the norm of interest. For a norm ball $K \subset \mathbb{R}^m$, the K -norm sensitivity of T is

$$\Delta_K(T) = \sup_{d(X, X')=1} \|T(X) - T(X')\|_K = \sup_{u \in S_T} \|u\|_K.$$

Algorithm 5 Rejection Sampler for K -Norm Mechanism (Awan and Slavkovic, 2021)

INPUT: ε , statistic $T(X)$, ℓ_∞ sensitivity $\Delta_\infty(T)$, K -norm sensitivity $\Delta_K(T)$

- 1: Set $m = \text{length}(T(X))$.
 - 2: Draw $r \sim \text{Gamma}(\alpha = m + 1, \beta = \varepsilon/\Delta_K(T))$
 - 3: Draw $U_j \stackrel{\text{iid}}{\sim} \text{Uniform}(-\Delta_\infty(T), \Delta_\infty(T))$ for $j = 1, \dots, m$
 - 4: Set $U = (U_1, \dots, U_m)^\top$
 - 5: If $U \in K$, set $N_K = U$, else go to 3)
 - 6: Release $T(X) + r \cdot N_K$.
-

The DP mechanism has two parts, each resulting in a 2-dimensional output. The first part is used to infer about the parameters a and b , which consists of noisy versions of the first two moments: $(\sum_{i=1}^n z_i, \sum_{i=1}^n z_i^2) + N_K$, where N_K is from a K -norm mechanism discussed in the following paragraphs. The second part uses Algorithm 6 to approximate β_0 and β_1 . Awan and Slavkovic (2021, Section 4.1) derived that $\Delta_\infty = 2$ and $\lambda = m/4$, where m is the

Algorithm 6 ℓ_∞ Objective Perturbation (Awan and Slavkovic, 2021)

INPUT: $X \in \mathcal{X}^n$, $\varepsilon > 0$, a convex set $\Theta \subset \mathbb{R}^m$, a convex function $r : \Theta \rightarrow \mathbb{R}$, a convex loss $\mathcal{L}(\theta; X) = \frac{1}{n} \sum_{i=1}^n \ell(\theta; x_i)$ defined on Θ such that $\nabla^2 \ell(\theta; x)$ is continuous in θ and x , $\Delta > 0$ such that $\sup_{x, x' \in \mathcal{X}} \sup_{\theta \in \Theta} \|\nabla \ell(\theta; x) - \nabla \ell(\theta; x')\|_\infty \leq \Delta$, $\lambda > 0$ is an upper bound on the eigenvalues of $\nabla^2 \ell(\theta; x)$ for all $\theta \in \Theta$ and $x \in \mathcal{X}$, and $q \in (0, 1)$.

- 1: Set $\gamma = \frac{\lambda}{\exp(\varepsilon(1-q)) - 1}$
- 2: Draw $V \in \mathbb{R}^m$ from the density $f(V; \varepsilon, \Delta) \propto \exp(-\frac{\varepsilon \Delta}{2} \|V\|_\infty)$ using Algorithm 4
- 3: Compute $\theta_{DP} = \arg \min_{\theta \in \Theta} \mathcal{L}(\theta; X) + \frac{1}{n} r(\theta) + \frac{\gamma}{2n} \theta^\top \theta + \frac{V^\top \theta}{n}$

OUTPUT: θ_{DP}

number of regression coefficients (2 in our case); in Awan and Slavkovic (2021, Section 4.2), a numerical experiment suggested that $q = 0.85$ optimized the performance of the mechanism. Algorithm 6 satisfies ε -DP according to Awan and Slavkovic (2021, Theorem 4.1).

Awan and Slavkovic (2021) showed that the optimal K -norm mechanism for a statistic $T(X)$ uses the norm ball, which is the convex hull of the sensitivity space. For the statistic $T(X) = (\sum_{i=1}^n z_i, \sum_{i=1}^n z_i^2)$, where $z_i \in [0, 1]$, sensitivity space is

$$S_T = \left\{ (u_1, u_2) \left| \begin{array}{l} u_1^2 \leq u_2 \leq 1 - (u_1 - 1)^2 \\ \text{or} \quad (1 + u_1)^2 - 1 \leq u_2 \leq u_1^2 \end{array} \right. \right\}, \quad (13)$$

and the convex hull is

$$\text{Hull}(S_T) = \left\{ (u_1, u_2) \left| \begin{array}{l} (u_1 + 1)^2 - 1 \leq u_2 \leq -u_1^2, \quad u_1 \leq -1/2 \\ u_1 - 1/4 \leq u_2 \leq u_1 + 1/4, \quad -1/2 < u_1 \leq 1/2 \\ u_1^2 \leq u_2 \leq 1 - (u_1 - 1)^2, \quad 1/2 \leq u_1 \end{array} \right. \right\}. \quad (14)$$

We use $K = \text{Hull}(S_T)$ as the norm ball in Algorithm 5, which satisfies ε -DP (Hardt and Talwar, 2010).

In the simulation generating the results in Figure 6 of Section 4.3, we let $a^* = b^* = 0.5$, $\beta_0^* = 0.5$, $\beta_1^* = 2$, $R = 200$, $\alpha = 0.05$, $n = 100, 200, 500, 1000, 2000$, and $\varepsilon = 0.1, 0.3, 1, 3, 10$ in ε -DP. For our method, the private statistics we release and use are $s = (\tilde{\beta}_0, \tilde{\beta}_1, \tilde{T}(X))$ where $(\tilde{\beta}_0, \tilde{\beta}_1)$ are the output of Algorithm 6 with 0.9ε -DP, $q = 0.85$, $\lambda = 1/2$, and $\tilde{T}(X)$ is the output of Algorithm 5, with private budget 0.1ε . When using Algorithm 4 and 5, we let

$m = 2$ as it is the dimension of the output. We compute the confidence interval within the range $[-10, 10]$.