

REST: Stress Testing Large Reasoning Models by Asking Multiple Problems at Once

Zhuoshi Pan^{1,2,†,‡} Qizhi Pei^{2,3,†,‡} Yu Li² Qiyao Sun² Zinan Tang²
H. Vicky Zhao^{1,*} Conghui He^{2,*} Lijun Wu^{2,*}

¹Tsinghua University, ²OpenDataLab, Shanghai Artificial Intelligence Laboratory, ³Renmin University of China

Recent Large Reasoning Models (LRMs) have achieved remarkable progress on task-specific benchmarks, yet their evaluation methods remain constrained by isolated problem-solving paradigms. Existing benchmarks predominantly assess single-question reasoning through sequential testing, resulting critical limitations: (1) vulnerability to data contamination and less challenging (e.g., DeepSeek-R1 achieves 97.0% on MATH500), forcing costly and perpetual creation of new questions with large human efforts, (2) failure to evaluate models under multi-context pressure, a key requirement for real-world deployment. To bridge this gap, we present **REST** (Reasoning Evaluation through Simultaneous Testing), a stress-testing framework that concurrently exposes LRMs to multiple problems simultaneously. Beyond basic reasoning, REST specifically evaluates several under-tested capabilities: *contextual priority allocation*, *cross-problem interference resistance*, and *dynamic cognitive load management*. Our evaluation across **34** advanced reasoning models on **7** reasoning benchmarks reveals several striking findings: *Even state-of-the-art (SOTA) models like DeepSeek-R1 exhibit substantial performance degradation under stress testing*, challenging the prevailing assumption that “LLMs are multi-problem solvers”. Crucially, *REST demonstrates stronger discriminative power than existing benchmarks*, revealing pronounced performance differences among models that exhibit similar, near-ceiling performance under single-question evaluations. Some key mechanistic insights emerge from our analysis: (1) *the “overthinking trap” is a critical factor contributing to the performance degradation*; (2) *the models trained with “long2short” technique preserve more accuracy of their single-problem performance under REST*, outperforming standard-trained counterparts. These results establish REST as a cost-efficient, future-proof evaluation paradigm that better reflects real-world reasoning demands while reducing reliance on continuous human annotation.

Date: July 15, 2025

Correspondence: H. Vicky Zhao, vzhao@tsinghua.edu.cn; Conghui He, heconghui@pjlab.org.cn; Lijun Wu, wulijun@pjlab.org.cn

Code: <https://github.com/opendatalab/REST>

1 Introduction

Recent years have witnessed significant advancements in the reasoning capabilities of Large Reasoning Models (LRMs), which have demonstrated impressive performance across a variety of reasoning tasks, including mathematical problem solving [57, 35, 42, 36], code generation [21, 39], and complex concept understanding [38]. Researchers have proposed various benchmarks [7, 17, 38, 22, 25] to evaluate the reasoning capabilities of LRMs. However, the rapid advancement of LRMs has exposed critical limitations in current evaluation paradigms. Most benchmarks rely on single-question testing, where

*Corresponding Authors.

†Equal Contribution.

‡Work during internship at Shanghai Artificial Intelligence Laboratory.

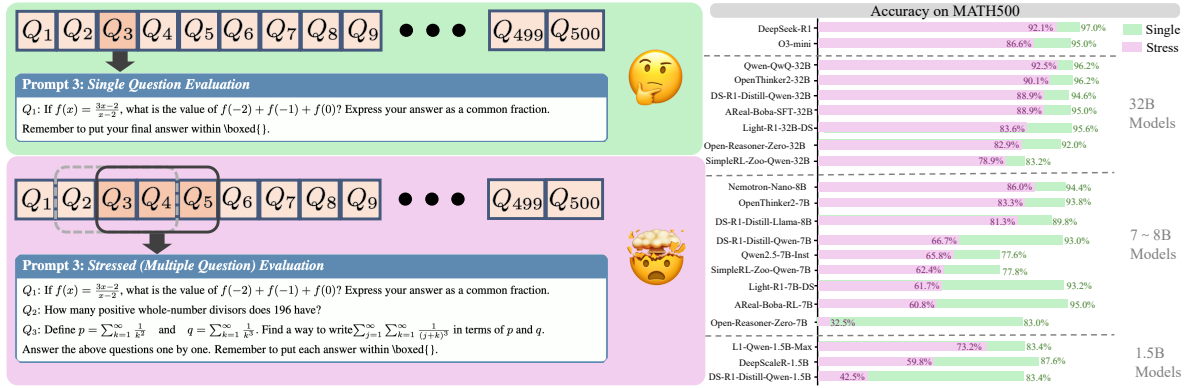


Figure 1: Illustration of REST evaluation compared with single-question evaluation. REST concatenates multiple questions into a single prompt, stress testing LLMs’ ability in handling increasing reasoning loads within a single reasoning process.

models process and answer questions in isolation. While this approach is effective for early model development, it now faces two fundamental challenges.

First, many benchmarks, such as GSM8K [7] and MATH [17], are becoming less effective at distinguishing model performance, as current LLMs have achieved nearly saturated performance on them (e.g., *DeepSeek-R1* achieves 97.0% on MATH500), the community is forced into a costly cycle of benchmark obsolescence - continuously developing new, more difficult datasets (e.g., AIME24 [59]) while discarding still-valuable existing ones. This raises our first key question: Can we enhance the utility of current benchmarks by making them more challenging without complete replacement?

Second, single-question evaluation fails to assess how models perform in real-world, multi-context scenarios where reasoning must occur across multiple, potentially interfering questions. For instance, in educational tutoring systems, an AI might need to simultaneously address a student’s follow-up questions while correcting previous misconceptions; also, in technical support, it may process multiple user-reported issues within a single context window. Though a few prior studies [6, 54, 44] have investigated multi-question prompting, they only focus on simple tasks such as text classification [40] or commonsense QA [46], which are insufficient to assess the reasoning capabilities of current LLMs. This leads to our second critical question: *How well can current LLMs handle multiple questions simultaneously, and what factors affect their performance in such settings?*

To answer the aforementioned research questions, we propose **REST** (Reasoning Evaluation through Simultaneous Testing), a simple yet powerful method that repurposes existing benchmarks into more challenging variants. Specifically, REST transforms existing benchmarks by concatenating multiple questions into a single instruction to evaluate these questions at once. Based on 7 representative reasoning benchmarks (e.g., GSM8K, MATH500, and AMC23), we reconstruct them into a multi-question format (see Fig. 1 for illustration). Through a comprehensive evaluation under our REST of **more than 30** state-of-the-art (SOTA) LLMs, we have obtained some valuable findings.

- Even SOTA LLMs like *DeepSeek-R1* [13] exhibit **significant performance degradation** under REST, such as 29.1% accuracy drop on AIME24, revealing a critical limitation in their reasoning robustness, challenging that “LLMs are inherently multi-problem solvers” [6, 54, 44].
- Despite excelling in the single-question evaluation, several LLMs **struggle to maintain their advantage** under REST compared to their non-reasoning counterparts.
- REST provides **enhanced discriminative power**. While many LLMs exhibit similar performance on single-question evaluations, they display notable differences in accuracy under REST.
- Effectively **revitalizes existing benchmarks**, making them challenging again for top-tier models.

Through further analysis, we identify a key factor behind this performance drop: the overthinking phenomenon [45, 5, 53], where LRMs tend to generate unnecessarily redundant reasoning even for relatively simple problems. Besides, LRMs trained with “Long2Short” training [45, 1, 3], which encourages concise reasoning, perform better in REST, suggesting a promising direction for developing multi-question-capable LRMs. These findings have immediate implications for both evaluation practices and model development. REST offers a cost-effective, scalable alternative to constant benchmark replacement, while providing insights for building more robust reasoning systems capable of handling real-world, multi-context scenarios.

2 Related Work

2.1 Compositional Instruction Training and Evaluation

Some recent works use multi-instruction or problem combinations for training data augmentation [26, 36, 24]. MathFusion [36] fuses semantically similar problem pairs to construct a more difficult one for enhanced mathematical problem solving. Mosaic-IT [24] concatenates randomly sampled instruction data with meta-instructions to reduce training cost and improve performance. To evaluate the ability of LLMs to follow compositional instructions simultaneously, several benchmarks have been proposed. Batch prompting [6], multi-problem prompting [54], and multi-task inference benchmark [44] investigate concatenating multiple independent tasks, primarily for inference efficiency on simple tasks like text classification. Compound-QA [19] focuses on increasing complexity within a single instruction, requiring models to follow multiple constraints, compositional directives, or sequential steps. These methods, however, do not focus on the evaluation of complex reasoning tasks.

2.2 Overthinking and Controlled Reasoning Length in LRMs

Excessive verbosity in the reasoning processes of LRMs can hinder their inference efficiency. The phenomenon of “overthinking”, where models generate excessively long and complex reasoning steps without proportional gains in accuracy, has been identified [45, 5]. In response, several “long2short” or controlled reasoning length methods emerge. A prominent approach involves fine-tuning LRMs using reinforcement learning (RL) with penalties for excessive token generation [1, 3, 29], which effectively reduces the reasoning length while preserving or improving accuracy. Other strategies to promote conciseness include constrained prompting [33] and dynamic token budget allocation [14]. Importantly, the validation of these length-control techniques occur in single-problem evaluation settings. Our REST provides a new dimension for assessing LRMs under multi-problem scenarios.

2.3 Reasoning Benchmarks

The rigorous assessment of the reasoning ability of LLMs relies heavily on specialized benchmarks. In mathematical reasoning, GSM8K [8] and MATH [16] are most commonly used. As model capabilities surge, harder benchmarks like OlympiadBench [15], AIME [2, 27], and Omni-Math [12] have emerged, further pushing the boundaries of mathematical evaluation. Beyond mathematics, reasoning in other domains like code generation [22, 37, 23], cryptographic decryption [25], and scientific problem-solving [38], is also critical. Despite the increasing difficulty and diversity of these benchmarks, the rapid improvement of models means that their differentiating power can diminish when evaluated solely through standard single-instance problem solving. Our REST builds on these existing benchmarks and repurposes them into more challenge variants.

3 REST: Reasoning Evaluation through Simultaneous Testing

Despite the significant progress in large reasoning models (LRMs), many existing benchmarks, such as MATH500 [17], have reached near-saturation performance levels, limiting their utility in distinguishing between the capabilities of increasingly powerful models. Our introduced REST aims to address this limitation, which is a new evaluation protocol designed to systematically increase the cognitive load on LRMs by aggregating multiple questions into a single prompt. This design enables a finer-grained assessment of a model’s ability to handle multi-step, continuous reasoning under stress. Below are the details of the benchmark reconstruction and evaluation under REST.

3.1 REST Benchmark Reconstruction

Let the original benchmark be denoted as $\mathcal{Q} = \{q_1, q_2, \dots, q_N\}$, where q_i represents an individual question and N is the total number of questions. In REST, we transform this benchmark into a new prompt set \mathcal{P}^s by concatenating s consecutive questions into each prompt. We refer to the parameter $s \in \mathbb{Z}^+$ as the stress level, since a larger s imposes a greater reasoning burden on the model. Formally, for each $i \in \{1, 2, \dots, N\}$, we define the stress-level- s prompt p_i^s as:

$$p_i^s = \text{Compose}(q_i, q_{i+1}, \dots, q_{[(i+s-1) \bmod N]}), \quad i \in \{1, 2, \dots, N\}.$$

To ensure continuity and full coverage, we apply cyclic indexing when the end of the benchmark is reached. The function $\text{Compose}()$ formats multiple questions into a single prompt:

$$\text{Compose}(q_1, \dots, q_s) = \text{"Q1 : \{q_1\}, \dots, Qs : \{q_s\}. Answer the above questions one by one."}$$

This transformation yields a new prompt set $\mathcal{P}^s = \{p_1^s, p_2^s, \dots, p_N^s\}$, where each prompt contains s questions. Importantly, $\|\mathcal{P}^s\| = N$, matching the size of the original benchmark. However, unlike the original benchmark, every prompt p_i^s in \mathcal{P}^s comprises s consecutive questions, spanning from q_i to $q_{[(i+s-1) \bmod N]}$ rather than just a single question q_i . Moreover, each original question q_i appears exactly s times across all the prompts and exactly once in each of the s possible positions within the concatenated prompts. This design mitigates positional biases and ensures comprehensive coverage across stress levels.

3.2 REST Evaluation

Under REST, given a LRM model f , we evaluate it on each prompt p_i^s to obtain an output response $o_i^s = f(p_i^s)$. From this response, we extract the individual predicted answers $\{\hat{a}_i^s, \hat{a}_{i+1}^s, \dots, \hat{a}_{[(i+s-1) \bmod N]}^s\}$ using a function $\text{Extract}()$:

$$\{\hat{a}_i^s, \hat{a}_{i+1}^s, \dots, \hat{a}_{[(i+s-1) \bmod N]}^s\} = \text{Extract}(o_i^s).$$

To facilitate accurate extraction, we instruct LRMs to format their answers in task-specific ways. For Mathematical and GPQA problems, we instruct the model to put each answer within `"\boxed{\}"`, while for code generation tasks, answers must be wrapped in Python code blocks `"```python ```"`. Notably, although a more structured format method like JSON output could offer convenience for output parsing, we deliberately avoid imposing such strict formatting constraints, as prior studies [47, 43] indicate that such requirements will degrade performance. We employ both rule-based and LLM-based extraction methods: (a) The rule-based method uses regular expressions to extract answers from predefined markers (e.g., `"\boxed{\}"`); (b) The LLM-based method prompts a model to retrieve the predicted answer from the response for each question. Further implementation details can be found

in Appendix C. Finally, we define the model’s accuracy at stress level s by comparing the predicted answer \hat{a} and the ground truth answer a :

$$\text{Acc}(\mathcal{P}^s) = \frac{1}{N} \sum_{i=1}^N \text{Acc}(p_i^s) = \frac{1}{N} \sum_{i=1}^N \frac{1}{s} \sum_{j=1}^s \delta(\hat{a}_{[(i+j-1) \bmod N]}^s, a_{[(i+j-1) \bmod N]}^s),$$

where δ is the Kronecker delta function such that $\delta(i, j) = 1$ if and only if $i = j$ and 0 otherwise.

4 Experiment

4.1 Evaluation Setup

We evaluate a total of 34 LRMs, spanning a parameter size range from 1.5B to 671B. The temperature and top_p parameters are configured according to the corresponding official guidelines for each model. We set a maximum output token length of 32K for reasoning models and 8K for non-reasoning models. In addition, we conduct experiments with an extended 128K token limit, but observe negligible performance differences, as shown in Tab. 5 of Appendix D. Our evaluation is based on OpenCompass* toolkit. To ensure consistency, we adopt the official prompt for each task, with a minor format adjustment for multi-question responses: “Answer the above questions one by one. Remember to put each answer within \boxed{\ } (or ```python ``` for code generation).”

We select 7 representative benchmarks for evaluation, and in REST, we set different stress levels s for each benchmark. Specifically, for relatively simple benchmarks like GSM8K, the stress levels are $s \in \{1, 3, 6, 9, 12\}$; for medium-difficulty benchmarks, including MATH500 and AMC23, they are set as $s \in \{1, 3, 5, 7, 9\}$; and for more challenging benchmarks, such as AIME24, AIME25, GPQA, and LiveCodeBench (v5), the stress levels are $s \in \{1, 2, 3, 4, 5\}$. To ensure clarity and consistency in evaluation, we report the performance of REST as the average accuracy across stress levels greater than 1. Detailed accuracy statistics for each stress level are provided in Appendix A. For relatively small benchmarks like AIME24, AIME25, and AMC23, we conduct 8 sampling runs and report the average results to reduce variance.

4.2 Evaluation Result

Tab. 1 and Tab. 2 present the performance of various LRMs on the original reasoning benchmarks (Single) and their transformed counterparts by REST (Stress). Our key findings from the experimental results can be summarized as follows:

LRMs can handle multiple simple questions at once, but struggle with challenging ones. LRMs can address several relatively simple problems within a single reasoning process. As shown in Tab. 1, on GSM8K, the accuracy drops under REST for DeepSeek-R1-Distill-Qwen-7B (R1-7B) and DeepSeek-R1-Distill-Qwen-32B (R1-32B) are just 0.43% and 0.04%, respectively. However, this robustness diminishes significantly when the models face more challenging problems. In Tab. 1 and Tab. 2, even SOTA LRMs (e.g., DeepSeek-R1) encounter substantial difficulties when tasked with multiple Olympiad-level competition problems within a single reasoning process. For instance, under REST, the accuracy of DeepSeek-R1 on AIME24 and AIME25 decreases by 29.17% and 31.58%, respectively, compared to the single-question setting. This performance gap is even more pronounced for smaller models, such as R1-7B, whose accuracy on AIME24 drops sharply from 54.17% to 16.53% under REST. Moreover, despite strong performance in the single-question setting, several LRMs fail to maintain their advantage under REST compared to their non-reasoning counterparts. For example, DeepSeek-R1-Distill-Qwen-1.5B achieves an accuracy of 83.40% on MATH500 in the single-question evaluation, surpassing the 73.00%

*<https://github.com/open-compass/opencompass>

REST: Stress Testing Large Reasoning Models by Asking Multiple Problems at Once

Table 1: Evaluation results on various math benchmarks. The “Stress” column reports the average performance across four stress levels, as described in Sec. 4.1. Accuracy on other tasks are in Tab. 2. Detailed accuracy statistics for each stress level can be found in Tab. 6 of the Appendix. Models that perform best under “Stress” are highlighted in gray.

Bench Model	GSM8K		MATH500		AMC23		AIME24		AIME25		Avg.	
	Single	Stress	Single	Stress	Single	Stress	Single	Stress	Single	Stress	Single	Stress
1.5B LRMs												
DS-R1-Distill-Qwen-1.5B [13]	84.62	70.21	83.40	42.47	62.50	13.98	29.17	4.97	25.00	5.91	56.94	27.51
DeepScaleR-1.5B [30]	84.84	66.58	87.60	59.77	76.25	32.05	38.75	12.82	31.25	14.23	63.74	37.09
L1-Qwen-1.5B-Exact [1]	84.87	79.01	84.00	72.07	71.25	47.37	21.25	12.62	18.33	12.96	55.94	44.81
L1-Qwen-1.5B-Max [1]	84.17	78.29	83.40	73.23	77.50	48.37	20.00	15.13	22.92	14.95	57.60	45.99
Qwen2.5-Math-1.5B-Inst [58]	85.37	67.49	73.00	53.94	57.50	22.22	10.83	6.17	10.83	2.83	47.51	30.53
7 ~ 8B LRMs												
DS-R1-Distill-Qwen-7B [13]	89.49	89.06	93.00	66.75	87.50	36.06	54.17	16.53	35.42	11.37	71.92	43.95
DS-R1-Distill-LLaMA-8B [13]	90.45	85.18	89.80	81.34	87.50	70.75	50.42	31.23	28.33	22.66	69.30	58.23
Efficient-R1-7B ($\alpha = 0.1$) [3]	88.63	84.76	90.00	74.99	87.50	44.25	54.58	21.45	35.42	15.75	71.23	48.24
Efficient-R1-7B ($\alpha = 0.2$) [3]	87.95	80.38	88.20	76.41	85.00	48.05	50.42	22.12	33.75	17.25	69.06	48.84
Nemotron-Nano-8B [4]	91.36	70.52	94.40	86.04	90.00	76.24	63.33	43.55	50.00	32.28	77.82	61.71
AReaL-boba-RL-7B [31]	91.66	77.80	95.00	60.77	91.25	32.94	61.25	21.43	45.83	12.33	77.00	41.05
Light-R1-7B-DS [55]	88.05	82.69	93.20	61.73	90.00	34.91	55.83	16.63	45.83	12.96	74.58	41.78
OpenR1-Qwen-7B [10]	95.60	90.22	92.20	81.64	83.75	54.11	47.50	26.77	32.92	21.19	70.39	54.79
OpenThinker2-7B [51]	94.39	91.99	93.80	83.30	85.00	63.23	54.58	34.50	41.67	23.66	73.89	59.33
SimpleRL-Zoo-Qwen-7B [62]	90.52	84.01	77.80	62.41	68.50	16.16	26.67	7.55	10.00	6.47	54.70	35.32
Open-Reasoner-Zero-7B [20]	92.87	65.14	83.00	32.51	60.00	31.23	17.92	6.13	16.25	3.89	54.01	27.78
Marco-O1-7B [63]	89.08	79.56	72.40	48.19	47.50	17.23	10.00	4.35	10.83	3.64	45.96	30.59
MathFusion-Qwen-7B [36]	89.46	83.78	74.00	68.15	52.50	36.24	9.58	7.89	5.83	2.35	46.27	39.68
Eurus-2-7B-PRIME [9]	92.72	88.01	81.40	64.69	62.50	38.58	20.83	10.84	14.58	4.49	54.41	41.32
Qwen2.5-Math-7B-Inst [57]	95.53	78.53	83.60	56.59	60.00	28.46	14.17	6.40	11.67	5.33	52.99	35.06
Qwen2.5-7B-Inst [56]	92.27	85.12	77.60	65.78	42.50	34.46	10.00	7.02	3.75	3.32	45.22	39.14
32B LRMs												
DS-R1-Distill-Qwen-32B [13]	95.54	95.50	94.60	88.97	94.75	86.24	72.92	52.51	51.67	33.83	81.90	71.41
Qwen-QwQ-32B [52]	95.83	95.78	96.20	92.49	95.00	82.89	78.75	54.79	69.58	41.53	87.07	73.49
AReaL-boba-SFT-32B [31]	95.01	94.75	95.00	88.92	97.50	78.96	77.50	45.79	60.00	33.55	85.00	68.39
Light-R1-32B-DS [55]	95.83	94.79	95.60	83.66	96.25	68.80	77.50	41.26	60.00	33.80	85.04	64.46
S1.1-32B [32]	89.84	61.10	90.40	53.85	90.00	32.26	55.83	24.42	45.42	19.13	74.30	38.15
OpenThinker2-32B [51]	96.44	95.17	96.20	90.10	95.00	81.00	68.33	53.01	52.50	38.20	81.69	71.49
SimpleRL-Zoo-Qwen-32B [62]	96.06	93.49	83.20	78.90	67.50	57.02	27.20	16.80	16.67	8.87	58.13	51.01
Open-Reasoner-Zero-32B [20]	95.83	91.80	92.00	82.90	83.75	70.04	46.67	31.65	36.67	23.63	70.98	60.00
Qwen2.5-32B-Inst [56]	95.53	93.77	82.20	73.39	60.00	49.72	20.00	9.61	16.67	6.73	54.88	46.64
API-based LRMs												
DeepSeek-R1 [13]	96.20	96.16	97.00	92.09	93.75	81.80	81.66	52.49	68.75	37.17	87.47	71.94
O3-mini [34]	95.83	93.85	95.00	86.62	90.00	59.17	79.16	34.07	71.66	20.63	86.25	55.51
O4-mini [34]	93.71	93.07	90.00	82.40	96.25	82.79	73.33	49.69	80.00	41.42	86.66	69.87
Gemini-2.5-Flash-Thinking [48]	89.23	91.28	97.20	69.92	97.50	47.63	76.67	26.60	71.67	16.54	86.45	50.39

of the Qwen2.5-Math-1.5B-Instruct model. However, under REST, its accuracy drops sharply to 42.47%, falling significantly behind Qwen2.5-Math-1.5B-Instruct, which achieves 53.94%.

REST enhances the discriminative power of existing benchmarks. By concatenating multiple problems into a single prompt, REST significantly amplifies performance differences among models that exhibit comparable, near-ceiling accuracy in traditional single-question evaluations. For example, on MATH500, R1-7B and R1-32B achieve single-question accuracies of 93.0% and 94.6%, respectively, with R1-7B trailing by just 1.6%. However, when evaluated under REST, the accuracy of R1-7B plummets to 66.75%, while R1-32B maintains a substantially higher 88.97%, revealing a pronounced 22.22% performance gap. This contrast is similarly evident among models of the same size. For instance,

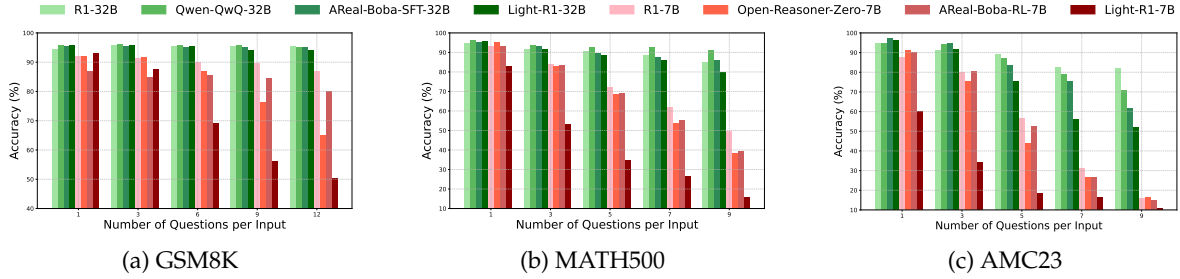


Figure 2: Performance comparison of LRMs of different sizes under various stress levels. REST reveals significant performance disparities among models of different sizes, although they demonstrate comparable, near-ceiling performance in traditional single-question evaluations.

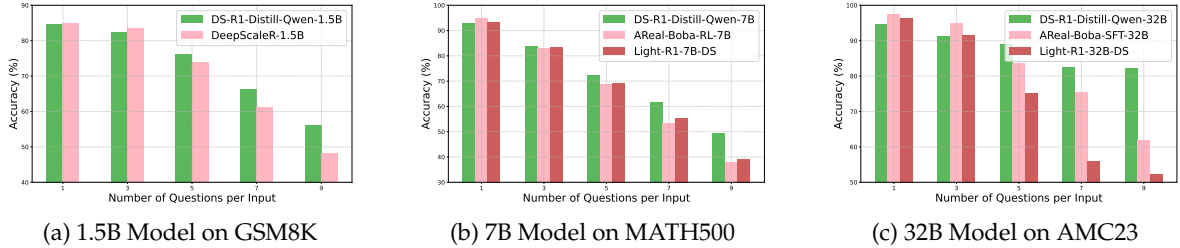


Figure 3: Limitation of post training on REST. Post training exacerbates performance degradation under higher stress levels compared to the original DeepSeek distilled models.

AReal-boba-RL-7B and OpenThinker2-7B achieve similar, near-ceiling single-question accuracies of 95.0% and 93.8% on MATH500, respectively. Yet, under REST, the accuracy of AReal-boba-RL-7B drops sharply to 60.77%, while OpenThinker2-7B preserves a significantly higher 83.30% accuracy. Similar trends are observed on AMC23, validating that REST can enhance the discriminative power of existing medium-difficulty benchmarks through problem concatenation.

Limitations of post training. The recent success of DeepSeek-R1 [13] has inspired numerous follow-up studies [30, 31, 55, 10, 20, 62], some of which have adopted post RL training with verifiable rewards (RLVR) [30, 31] or supervised fine-tuning (SFT) [55] based on DeepSeek-distilled models. Although such post training often yields improved single-question accuracy, our findings suggest that they can not maintain their performance advantage on more challenging, multi-question scenarios as in REST. For instance, models like AReal-boba-RL-7B and Light-R1-7B-DS, both post-trained on DeepSeek-R1-Distill-Qwen-7B, achieve single-question accuracies of 95.00% and 93.20% on MATH500, slightly higher than the 93.00% accuracy of R1-7B. However, under REST, their accuracies drop significantly to 60.77% and 61.73%, respectively, both falling behind the 66.75% achieved by R1-7B. This discrepancy becomes even more pronounced at higher stress levels. As detailed in Fig. 3b and Tab. 7 (in Appendix), at stress level $s = 9$, the accuracies of AReal-boba-RL-7B and Light-R1-7B-DS decline sharply to 38.07% and 39.11%, respectively, more than 10.00% below the 49.42% achieved by R1-7B. This performance degradation is not limited to smaller models but also extends to larger ones, such as Light-R1-32B-DS and R1-32B, and is consistently observed across other benchmarks like AMC23. These findings reinforce recent calls [11, 61, 41, 18] for a more cautious assessment of the benefits of post RL training in enhancing reasoning capabilities.

Potential of Long2Short Training. Despite their impressive performance on reasoning tasks, LRMs often struggle with excessively verbose reasoning processes [45, 5, 53]. To address this issue, recent studies [1, 3, 50] propose the Long2Short technique, which introduces a length reward in the training objective to promote more concise and efficient reasoning. Our experiments demonstrate that

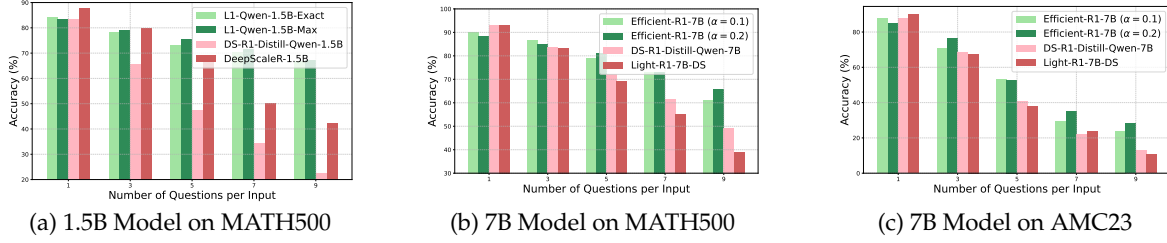


Figure 4: The effect of Long2Short training on REST. Long2Short training mitigates the performance degradation under higher stress levels.

Long2Short training significantly enhances reasoning robustness under REST. As illustrated in Fig. 4, models trained with Long2Short, such as L1-Qwen-1.5B-Exact and L1-Qwen-1.5B-Max [1], exhibit notable performance advantages at high stress levels. For instance, as shown in Tab. 6 of appendix, L1-Qwen-1.5B-Max surpasses R1-1.5B by a substantial 44.71% accuracy margin at stress level $s = 9$ on MATH500. A similar trend is observed among 7B models. For example, the Efficient-R1-7B ($\alpha = 0.2$) model [3], despite having a lower single-question accuracy (88.20%) compared to R1-7B (93.00%), achieves 66.02% accuracy at stress level $s = 9$, outperforming the R1-7B’s 49.42% by a significant 16.60% accuracy margin.

5 Further Analysis

5.1 Error Analysis

Maximum output length overflow is not the only cause of performance degradation. To uncover the underlying reasons for LLMs’ failures in REST, we analyze the primary factors contributing to performance degradation under stress conditions. A straightforward hypothesis is that performance drops primarily due to models exceeding their maximum output length when handling multiple problems. However, our findings indicate that this is not the sole cause—*models frequently fail even when their responses remain well within the maximum output token limit.*

To investigate the cause of errors, we categorize the observed mistakes into six distinct types, as summarized in Tab. 3. A detailed distribution of these error types for four representative LLMs on the AIME24 benchmark is illustrated in Fig. 5. The analysis reveals that Question Omission (QO) and Reasoning Error (RE) are the dominant

Table 2: Evaluation results on GPQA Diamond and LiveCodeBench. The “Stress” column reports the average performance across four distinct stress levels, as described in Sec. 4.1. Detailed accuracies for each stress level are in Tab. 6 of the Appendix. Models perform best under “Stress” are highlighted in gray.

Bench Model	GPQA Diamond		LiveCodeBench	
	Single	Stress	Single	Stress
1.5B LLMs				
DS-R1-Distill-Qwen-1.5B [13]	37.37	22.11	15.05	0.48
DeepScaleR-1.5B [30]	31.82	27.90	21.15	1.83
L1-Qwen-1.5B-Exact [1]	33.84	31.01	18.28	2.70
L1-Qwen-1.5B-Max [1]	36.87	32.03	19.35	2.45
Qwen2.5-1.5B-Inst [56]	26.26	21.52	1.79	0.37
7 ~ 8B LLMs				
DS-R1-Distill-Qwen-7B [13]	51.01	31.67	37.63	2.89
DS-R1-Distill-LLaMA-8B [13]	50.00	33.99	39.43	11.25
Efficient-R1-7B ($\alpha = 0.2$) [3]	47.97	34.37	38.71	2.50
Nemotron-Nano-8B [4]	51.01	34.06	50.90	8.56
AReaL-boba-RL-7B [31]	48.98	29.13	37.99	4.73
Light-R1-7B-DS [55]	41.91	30.32	39.07	2.85
OpenR1-Qwen-7B [10]	38.38	36.04	4.66	1.27
OpenThinker2-7B [51]	49.49	40.60	39.43	14.51
SimpleRL-Zoo-Qwen-7B [62]	33.84	35.49	5.73	0.16
Open-Reasoner-Zero-7B [20]	37.37	34.25	16.13	0.64
Marco-O1-7B [63]	30.81	28.32	9.32	7.24
Qwen2.5-7B-Inst [56]	35.86	35.15	13.98	10.19
32B LLMs				
DS-R1-Distill-Qwen-32B [13]	60.10	53.73	55.56	26.71
Qwen-QwQ-32B [52]	63.64	60.03	62.37	32.16
AReaL-boba-SFT-32B [31]	63.13	50.59	60.93	31.74
Light-R1-32B-DS [55]	65.66	50.11	60.93	28.22
S1.1-32B [32]	61.62	54.54	25.45	24.46
OpenThinker2-32B [51]	62.12	57.79	56.27	37.53
SimpleRL-Zoo-Qwen-32B [62]	46.46	46.21	26.52	23.95
Open-Reasoner-Zero-32B [20]	60.10	49.57	35.13	13.01
Qwen2.5-32B-Inst [56]	42.93	40.04	26.88	24.00
API-Based LLMs				
DeepSeek-R1 [13]	70.20	64.63	63.44	40.83
O3-mini [34]	71.21	67.39	60.21	48.36
O4-mini [34]	76.26	73.11	70.61	63.07
Gemini-2.5-Flash-Thinking [48]	78.79	68.00	61.65	48.34

Table 3: Six common cause of the performance degradation in REST.

Error Cause	Definition
Output Truncation (OT)	The output is truncated due to reaching the maximum output length (32K tokens for LLMs).
Endless Repetition (ER)	The model repeatedly generates the same phrase or sentence in its output.
Format Violation (FV)	The model fails to comply with the required output format (e.g., not putting the answer within “\boxed{ }”).
Question Omission (QO)	The model fails to respond to all the given questions in the thinking process. (e.g., only answers the first question)
Summary Error (SE)	The model fails to summarize all the answers generated in the thinking process.
Reasoning Error (RE)	Error occurs in the reasoning process, such as calculation mistakes or concept misunderstandings.

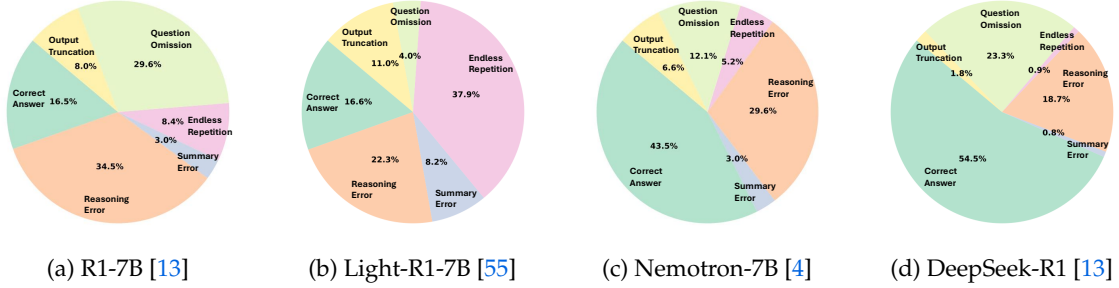


Figure 5: The error type distribution for various LLMs on AIME24 under REST.

error types for DeepSeek-R1 (in subfigure 5d), collectively accounting for a substantial 42.00% of the performance degradation under stress test. The high frequency of Question Omission (QO) suggests that DeepSeek-R1 suffers from a pronounced question position bias, often focusing disproportionately on the first question in multi-problem prompts, despite explicit instructions to address each question sequentially. In contrast, error causes like Summary Error (SE), Output Truncation (OT), and Endless Repetition (ER) are rare in such high-capacity models.

However, for smaller models like Light-R1-7B (in subfigure 5b), the error profile shifts significantly, with Endless Repetition (ER) and Output Truncation (OT) becoming more prominent, collectively accounting for 48.90%. This shift underscores smaller models’ unique challenges, whose limited capacity significantly exacerbates performance degradation under the stress imposed by REST. Finally, it is important to note that no Format Violation (FV) errors were found for any of the four models, which is why they are not included in Fig. 5. This observation supports the robustness of our prompt design and answer extraction strategy, confirming that *the observed performance degradation arises primarily from the intrinsic limitations of the LLMs themselves, rather than artifacts introduced by the evaluation process.*

LLMs that perform better on REST exhibit concise reasoning for earlier questions. In this paragraph, we investigate why certain models exhibit substantial performance differences under REST, despite achieving similar results on traditional single-question benchmarks. To analyze this, on AIME24, we manually split the entire response into chunks corresponding to each question and

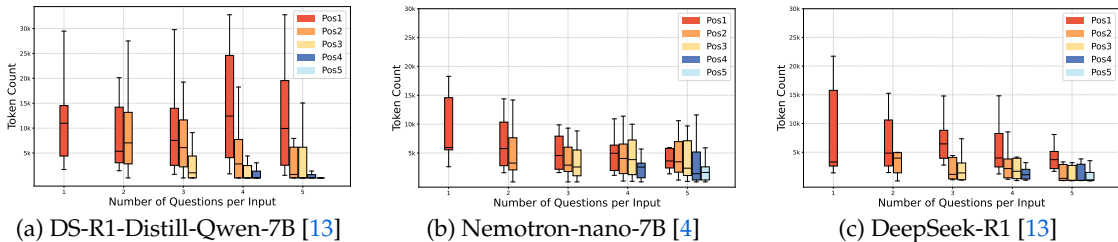


Figure 6: The reasoning token count for questions at different positions on AIME24.

calculate the reasoning token count for each chunk. The results are presented in Fig. 6. It is evident that high-performing models under REST (e.g., *Nemotron-nano-7B* and *DeepSeek-R1*) tend to use fewer reasoning tokens for the first question when the stress level exceeds 1. In contrast, models with lower REST performance, such as *R1-7B*, often overthink the first question, consuming a substantial portion of their reasoning tokens and leaving insufficient space for subsequent questions. This observation reveals that *LRMs with superior performance in REST tend to employ more concise reasoning for earlier questions under stress*, leaving sufficient space to address subsequent questions. We refer to this ability as “adaptive reasoning effort allocation,” which we believe is a critical factor for achieving robust performance under REST.

5.2 The Impact of Question Position and Question Order

Question position affects performance under stress test. Recent studies [60, 28] have identified positional biases of LLMs over long inputs. In this paragraph, we investigate whether the position of questions within the input can influence response accuracy. Fig. 7 presents a heatmap illustrating the accuracy for questions placed at different positions. The results indicate that *questions appearing earlier consistently achieve higher accuracy*, even under the highest stress levels, while the accuracy for later questions tends to decline as the stress level increases. This observation contrasts with earlier findings [54], which suggest that question position has a negligible effect on performance because previous analyses primarily focused on simpler text classification tasks. In contrast, complex reasoning tasks exhibit a stronger positional dependence. We attribute this position-dependent performance degradation to three primary factors. First, our error analysis reveals that Question Omission (QO) is a prevalent failure mode, even for SOTA LRMs like *DeepSeek-R1*, leading to high accuracy for the first question but significantly lower accuracy for the later ones. Second, the extensive reasoning required for earlier questions can introduce substantial noise, potentially disrupting the logical processing needed for subsequent responses. Finally, as shown in Fig. 6, answering earlier questions may consume a considerable portion of the output tokens, reducing the model’s available reasoning tokens for later questions.

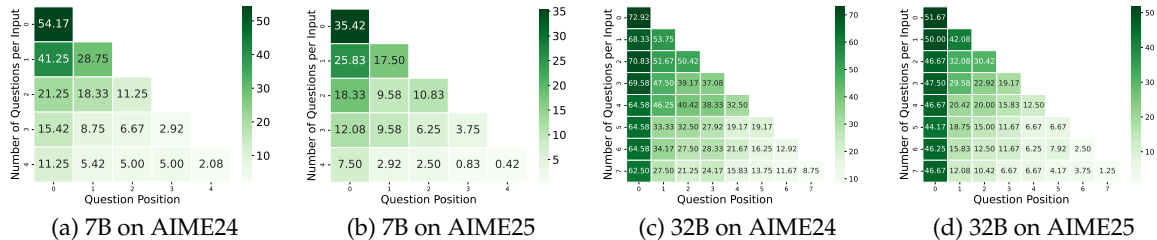


Figure 7: The effect of question position under stress tests. The performance at each position is calculated by averaging the accuracy of questions appearing at the same position across the full benchmark. LRMs generally achieve higher accuracy for earlier questions, while their performance declines for subsequent ones.

Question order affects performance under stress test. Building on the observation that question position impacts performance, we further investigate the effect of question order within each prompt on overall benchmark accuracy. Specifically, we assess this by arranging the questions within each instruction in either descending (hard-first) or ascending (easy-last) order of difficulty, using the fail rate of *R1-7B* as a proxy for difficulty for problems in AIME24 and AIME25. As shown in Fig. 8, *presenting questions from easy to hard consistently yields better overall accuracy compared to the reverse order*. This discrepancy can be attributed to the tendency of LRMs to engage in lengthy and redundant reasoning processes when confronted with difficult questions early in the input. In contrast, placing simpler

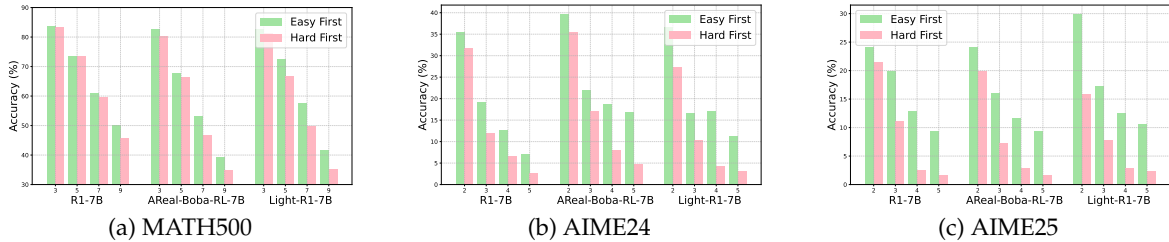


Figure 8: The effect of question order on overall performance under stress tests. LRMs consistently perform worse when problems are arranged from hard to easy.

questions first encourages more concise and straightforward reasoning chains, thereby minimizing the cognitive load and reducing the interference with subsequent questions.

6 Conclusion

In conclusion, we present REST, a stress testing framework designed to evaluate Large Reasoning Models (LRMs) in simultaneous multi-problem solving scenarios. REST significantly enhances the discriminative power of existing benchmarks that often suffer from performance saturation, revealing substantial performance differences among models that appear comparable in traditional single-question evaluations. Notably, even SOTA models like DeepSeek-R1 exhibit marked performance degradation under stress testing, challenging the common assumption that “LLMs are multi-problem solvers.” Additionally, REST uncovers a few reasoning misbehaviors, such as question omission and summary error, which remain obscure in single-question assessments. Critical findings, such as the identification of question position bias and the demonstrated effectiveness of long2short training, offer valuable insights for the future development of more robust and capable LRMs.

References

- [1] Pranjal Aggarwal and Sean Welleck. L1: Controlling how long a reasoning model thinks with reinforcement learning. *arXiv preprint arXiv:2503.04697*, 2025.
- [2] AI-MO. AIMO Validation AIME Dataset.
- [3] Daman Arora and Andrea Zanette. Training language models to reason efficiently. *arXiv preprint arXiv:2502.04463*, 2025.
- [4] Akhiad Bercovich, Itay Levy, Izik Golan, Mohammad Dabbah, Ran El-Yaniv, Omri Puny, Ido Galil, Zach Moshe, Tomer Ronen, Najeeb Nabwani, Ido Shahaf, Oren Tropp, Ehud Karpas, Ran Zilberstein, Jiaqi Zeng, Soumye Singhal, Alexander Bukharin, Yian Zhang, Tugrul Konuk, Gerald Shen, Ameya Sunil Mahabalesh-warkar, Bilal Kartal, Yoshi Suhara, Olivier Delalleau, Zijia Chen, Zhilin Wang, David Mosallanezhad, Adi Renduchintala, Haifeng Qian, Dima Rekesh, Fei Jia, Somshubra Majumdar, Vahid Noroozi, Wasi Uddin Ahmad, Sean Narenthiran, Aleksander Ficek, Mehrzad Samadi, Jocelyn Huang, Siddhartha Jain, Igor Gitman, Ivan Moshkov, Wei Du, Shubham Toshniwal, George Armstrong, Branislav Kisacanin, Matvei Novikov, Daria Gitman, Evelina Bakhturina, Jane Polak Scowcroft, John Kamalu, Dan Su, Kezhi Kong, Markus Kliegl, Rabeeh Karimi, Ying Lin, Sanjeev Satheesh, Jupinder Parmar, Pritam Gundecha, Brandon Norick, Joseph Jennings, Shrimai Prabhumoye, Syeda Nahida Akter, Mostofa Patwary, Abhinav Khattar, Deepak Narayanan, Roger Waleffe, Jimmy Zhang, Bor-Yiing Su, Guyue Huang, Terry Kong, Parth Chadha, Sahil Jain, Christine Harvey, Elad Segal, Jining Huang, Sergey Kashirsky, Robert McQueen, Izzy Putterman, George Lam, Arun Venkatesan, Sherry Wu, Vinh Nguyen, Manoj Kilaru, Andrew Wang, Anna Warno, Abhilash Somasamudramath, Sandip Bhaskar, Maka Dong, Nave Assaf, Shahar Mor, Omer Ullman Argov, Scot Junkin, Oleksandr Romanenko, Pedro Larroy, Monika Katariya, Marco Rovinelli, Viji Balas, Nicholas Edelman, Anahita Bhiwandiwalla, Muthu Subramaniam, Smita Ithape, Karthik Ramamoorthy, Yuting Wu, Suguna Varshini Velury, Omri Almog, Joyjit Daw, Denys Fridman, Erick Galinkin, Michael Evans, Katherine Luna, Leon Derczynski, Nikki Pope, Eileen Long, Seth Schneider, Guillermo Siman, Tomasz Grzegorzec, Pablo Ribalta, Monika Katariya, Joey Conway, Trisha Saar, Ann Guan, Krzysztof Pawelec, Shyamala Prayaga, Oleksii Kuchaiev, Boris Ginsburg, Oluwatobi Olabiyi, Kari Briski, Jonathan Cohen, Bryan Catanzaro, Jonah Alben, Yonatan Geifman, Eric Chung, and Chris Alexiuk. Llama-nemotron: Efficient reasoning models, 2025. URL <https://arxiv.org/abs/2505.00949>.
- [5] Xingyu Chen, Jiahao Xu, Tian Liang, Zhiwei He, Jianhui Pang, Dian Yu, Linfeng Song, Qiuzhi Liu, Mengfei Zhou, Zhuosheng Zhang, et al. Do not think that much for $2+3=?$ on the overthinking of o1-like llms. *arXiv preprint arXiv:2412.21187*, 2024.
- [6] Zhoujun Cheng, Jungo Kasai, and Tao Yu. Batch prompting: Efficient inference with large language model apis. In *Proceedings of the 2023 Conference on Empirical Methods in Natural Language Processing: Industry Track*, pages 792–810, 2023.
- [7] Karl Cobbe, Vineet Kosaraju, Mohammad Bavarian, Mark Chen, Heewoo Jun, Lukasz Kaiser, Matthias Plappert, Jerry Tworek, Jacob Hilton, Reiichiro Nakano, Christopher Hesse, and John Schulman. Training verifiers to solve math word problems, 2021. URL <https://arxiv.org/abs/2110.14168>.
- [8] Karl Cobbe, Vineet Kosaraju, Mohammad Bavarian, Mark Chen, Heewoo Jun, Lukasz Kaiser, Matthias Plappert, Jerry Tworek, Jacob Hilton, Reiichiro Nakano, et al. Training verifiers to solve math word problems. *arXiv preprint arXiv:2110.14168*, 2021.
- [9] Ganqu Cui, Lifan Yuan, Zefan Wang, Hanbin Wang, Wendi Li, Bingxiang He, Yuchen Fan, Tianyu Yu, Qixin Xu, Weize Chen, et al. Process reinforcement through implicit rewards. *arXiv preprint arXiv:2502.01456*, 2025.
- [10] Hugging Face. Open r1: A fully open reproduction of deepseek-r1, January 2025. URL <https://github.com/huggingface/open-r1>.
- [11] Kanishk Gandhi, Ayush Chakravarthy, Anikait Singh, Nathan Lile, and Noah D Goodman. Cognitive behaviors that enable self-improving reasoners, or, four habits of highly effective stars. *arXiv preprint arXiv:2503.01307*, 2025.
- [12] Bofei Gao, Feifan Song, Zhe Yang, Zefan Cai, Yibo Miao, Qingxiu Dong, Lei Li, Chenghao Ma, Liang Chen, Runxin Xu, et al. Omni-math: A universal olympiad level mathematic benchmark for large language models. *arXiv preprint arXiv:2410.07985*, 2024.

- [13] Daya Guo, Dejian Yang, Haowei Zhang, Junxiao Song, Ruoyu Zhang, Runxin Xu, Qihao Zhu, Shirong Ma, Peiyi Wang, Xiao Bi, et al. Deepseek-r1: Incentivizing reasoning capability in llms via reinforcement learning. *arXiv preprint arXiv:2501.12948*, 2025.
- [14] Tingxu Han, Zhenting Wang, Chunrong Fang, Shiyu Zhao, Shiqing Ma, and Zhenyu Chen. Token-budget-aware llm reasoning. *arXiv preprint arXiv:2412.18547*, 2024.
- [15] Chaoqun He, Renjie Luo, Yuzhuo Bai, Shengding Hu, Zhen Thai, Junhao Shen, Jinyi Hu, Xu Han, Yujie Huang, Yuxiang Zhang, et al. Olympiadbench: A challenging benchmark for promoting agi with olympiad-level bilingual multimodal scientific problems. In *Proceedings of the 62nd Annual Meeting of the Association for Computational Linguistics (Volume 1: Long Papers)*, pages 3828–3850, 2024.
- [16] Dan Hendrycks, Collin Burns, Saurav Kadavath, Akul Arora, Steven Basart, Eric Tang, Dawn Song, and Jacob Steinhardt. Measuring mathematical problem solving with the math dataset. In J. Vanschoren and S. Yeung, editors, *Proceedings of the Neural Information Processing Systems Track on Datasets and Benchmarks*, volume 1, 2021. URL https://datasets-benchmarks-proceedings.neurips.cc/paper_files/paper/2021/file/be83ab3ecd0db773eb2dc1b0a17836a1-Paper-round2.pdf.
- [17] Dan Hendrycks, Collin Burns, Saurav Kadavath, Akul Arora, Steven Basart, Eric Tang, Dawn Song, and Jacob Steinhardt. Measuring mathematical problem solving with the math dataset, 2021. URL <https://arxiv.org/abs/2103.03874>.
- [18] Andreas Hochlehnert, Hardik Bhatnagar, Vishaal Udandaraao, Samuel Albanie, Ameya Prabhu, and Matthias Bethge. A sober look at progress in language model reasoning: Pitfalls and paths to reproducibility. *arXiv preprint arXiv:2504.07086*, 2025.
- [19] Yutao Hou, Yajing Luo, Zhiwen Ruan, Hongru Wang, Weifeng Ge, Yun Chen, and Guanhua Chen. Compound-qa: A benchmark for evaluating llms on compound questions. *arXiv preprint arXiv:2411.10163*, 2024.
- [20] Jingcheng Hu, Yinmin Zhang, Qi Han, Daxin Jiang, Xiangyu Zhang, and Heung-Yeung Shum. Open-reasoner-zero: An open source approach to scaling up reinforcement learning on the base model. *arXiv preprint arXiv:2503.24290*, 2025.
- [21] Binyuan Hui, Jian Yang, Zeyu Cui, Jiayi Yang, Dayiheng Liu, Lei Zhang, Tianyu Liu, Jiajun Zhang, Bowen Yu, Kai Dang, An Yang, Rui Men, Fei Huang, Xingzhang Ren, Xuancheng Ren, Jingren Zhou, and Junyang Lin. Qwen2.5-coder technical report, 2024. URL <https://arxiv.org/abs/2409.12186>.
- [22] Naman Jain, King Han, Alex Gu, Wen-Ding Li, Fanjia Yan, Tianjun Zhang, Sida Wang, Armando Solar-Lezama, Koushik Sen, and Ion Stoica. Livecodebench: Holistic and contamination free evaluation of large language models for code. *arXiv preprint arXiv:2403.07974*, 2024.
- [23] Carlos E Jimenez, John Yang, Alexander Wettig, Shunyu Yao, Kexin Pei, Ofir Press, and Karthik R Narasimhan. Swe-bench: Can language models resolve real-world github issues? In *The Twelfth International Conference on Learning Representations*.
- [24] Ming Li, Pei Chen, Chenguang Wang, Hongyu Zhao, Yijun Liang, Yupeng Hou, Fuxiao Liu, and Tianyi Zhou. Mosaic-it: Free compositional data augmentation improves instruction tuning. *arXiv preprint arXiv:2405.13326*, 2024.
- [25] Yu Li, Qizhi Pei, Mengyuan Sun, Honglin Lin, Chenlin Ming, Xin Gao, Jiang Wu, Conghui He, and Lijun Wu. Cipherbank: Exploring the boundary of llm reasoning capabilities through cryptography challenges. *arXiv preprint arXiv:2504.19093*, 2025.
- [26] Honglin Lin, Zhuoshi Pan, Yu Li, Qizhi Pei, Xin Gao, Mengzhang Cai, Conghui He, and Lijun Wu. Metal-adder: Ascending mathematical solution quality via analogical-problem reasoning transfer. *arXiv preprint arXiv:2503.14891*, 2025.
- [27] Yen-Ting Lin. Aime 2025 dataset, 2025. URL https://huggingface.co/datasets/yentinglin/aime_2025. Accessed: 2025-03-29.

- [28] Nelson F Liu, Kevin Lin, John Hewitt, Ashwin Paranjape, Michele Bevilacqua, Fabio Petroni, and Percy Liang. Lost in the middle: How language models use long contexts. *Transactions of the Association for Computational Linguistics*, 12, 2024.
- [29] Haotian Luo, Li Shen, Haiying He, Yibo Wang, Shiwei Liu, Wei Li, Naiqiang Tan, Xiaochun Cao, and Dacheng Tao. O1-pruner: Length-harmonizing fine-tuning for o1-like reasoning pruning. *arXiv preprint arXiv:2501.12570*, 2025.
- [30] Michael Luo, Sijun Tan, Justin Wong, Xiaoxiang Shi, William Y. Tang, Manan Roongta, Colin Cai, Jeffrey Luo, Li Erran Li, Raluca Ada Popa, and Ion Stoica. Deepscaler: Surpassing o1-preview with a 1.5b model by scaling rl, 2025. Notion Blog.
- [31] Zhiyu Mei, Wei Fu, Kaiwei Li, Guangju Wang, Huanchen Zhang, and Yi Wu. Real: Efficient rlhf training of large language models with parameter reallocation. In *Proceedings of the Eighth Conference on Machine Learning and Systems, MLSys 2025, Santa Clara, CA, USA, May 12-15, 2025*. mlsys.org, 2025.
- [32] Niklas Muennighoff, Zitong Yang, Weijia Shi, Xiang Lisa Li, Li Fei-Fei, Hannaneh Hajishirzi, Luke Zettlemoyer, Percy Liang, Emmanuel Candès, and Tatsunori Hashimoto. s1: Simple test-time scaling, 2025. URL <https://arxiv.org/abs/2501.19393>.
- [33] Sania Nayab, Giulio Rossolini, Marco Simoni, Andrea Saracino, Giorgio Buttazzo, Nicolamaria Manes, and Fabrizio Giacomelli. Concise thoughts: Impact of output length on llm reasoning and cost. *arXiv preprint arXiv:2407.19825*, 2024.
- [34] OpenAI. Openai o3 and o4-mini system card, Apr 2025. URL <https://openai.com/index/o3-o4-mini-system-card/>.
- [35] Zhuoshi Pan, Yu Li, Honglin Lin, Qizhi Pei, Zinan Tang, Wei Wu, Chenlin Ming, H Vicky Zhao, Conghui He, and Lijun Wu. Lemma: Learning from errors for mathematical advancement in llms. *arXiv preprint arXiv:2503.17439*, 2025.
- [36] Qizhi Pei, Lijun Wu, Zhuoshi Pan, Yu Li, Honglin Lin, Chenlin Ming, Xin Gao, Conghui He, and Rui Yan. Mathfusion: Enhancing mathematic problem-solving of llm through instruction fusion. *arXiv preprint arXiv:2503.16212*, 2025.
- [37] Shanghaoran Quan, Jiaxi Yang, Bowen Yu, Bo Zheng, Dayiheng Liu, An Yang, Xuancheng Ren, Bofei Gao, Yibo Miao, Yunlong Feng, et al. Codeelo: Benchmarking competition-level code generation of llms with human-comparable elo ratings. *arXiv preprint arXiv:2501.01257*, 2025.
- [38] David Rein, Betty Li Hou, Asa Cooper Stickland, Jackson Petty, Richard Yuanzhe Pang, Julien Dirani, Julian Michael, and Samuel R Bowman. Gpqa: A graduate-level google-proof q&a benchmark. In *First Conference on Language Modeling*, 2024.
- [39] Baptiste Rozière, Jonas Gehring, Fabian Gloeckle, Sten Sootla, Itai Gat, Xiaoqing Ellen Tan, Yossi Adi, Jingyu Liu, Romain Sauvestre, Tal Remez, Jérémy Rapin, Artyom Kozhevnikov, Ivan Evtimov, Joanna Bitton, Manish Bhatt, Cristian Canton Ferrer, Aaron Grattafiori, Wenhan Xiong, Alexandre Défossez, Jade Copet, Faisal Azhar, Hugo Touvron, Louis Martin, Nicolas Usunier, Thomas Scialom, and Gabriel Synnaeve. Code llama: Open foundation models for code, 2024. URL <https://arxiv.org/abs/2308.12950>.
- [40] Tushar Semwal, Promod Yenigalla, Gaurav Mathur, and Shivashankar B Nair. A practitioners’ guide to transfer learning for text classification using convolutional neural networks. In *Proceedings of the 2018 SIAM international conference on data mining*, pages 513–521. SIAM, 2018.
- [41] Darsh J Shah, Peter Rushton, Somanshu Singla, Mohit Parmar, Kurt Smith, Yash Vanjani, Ashish Vaswani, Adarsh Chaluvaram, Andrew Hojel, Andrew Ma, et al. Rethinking reflection in pre-training. *arXiv preprint arXiv:2504.04022*, 2025.
- [42] Zhihong Shao, Peiyi Wang, Qihao Zhu, Runxin Xu, Junxiao Song, Xiao Bi, Haowei Zhang, Mingchuan Zhang, Y. K. Li, Y. Wu, and Daya Guo. Deepseekmath: Pushing the limits of mathematical reasoning in open language models, 2024. URL <https://arxiv.org/abs/2402.03300>.

- [43] Connor Shorten, Charles Pierse, Thomas Benjamin Smith, Erika Cardenas, Akanksha Sharma, John Trengrove, and Bob van Luijt. Structuredrag: Json response formatting with large language models. *arXiv preprint arXiv:2408.11061*, 2024.
- [44] Guijin Son, SangWon Baek, Sangdae Nam, Ilgyun Jeong, and Seungone Kim. Multi-task inference: Can large language models follow multiple instructions at once? In *Proceedings of the 62nd Annual Meeting of the Association for Computational Linguistics (Volume 1: Long Papers)*, pages 5606–5627, 2024.
- [45] Yang Sui, Yu-Neng Chuang, Guanchu Wang, Jiamu Zhang, Tianyi Zhang, Jiayi Yuan, Hongyi Liu, Andrew Wen, Shaochen Zhong, Hanjie Chen, et al. Stop overthinking: A survey on efficient reasoning for large language models. *arXiv preprint arXiv:2503.16419*, 2025.
- [46] Alon Talmor, Jonathan Herzig, Nicholas Lourie, and Jonathan Berant. Commonsenseqa: A question answering challenge targeting commonsense knowledge. In *Proceedings of the 2019 Conference of the North*, page 4149. Association for Computational Linguistics, 2019.
- [47] Zhi Rui Tam, Cheng-Kuang Wu, Yi-Lin Tsai, Chieh-Yen Lin, Hung-yi Lee, and Yun-Nung Chen. Let me speak freely? a study on the impact of format restrictions on performance of large language models. *arXiv preprint arXiv:2408.02442*, 2024.
- [48] Gemini Team, Rohan Anil, Sebastian Borgeaud, Jean-Baptiste Alayrac, Jiahui Yu, Radu Soricut, Johan Schalkwyk, Andrew M Dai, Anja Hauth, Katie Millican, et al. Gemini: a family of highly capable multimodal models. *arXiv preprint arXiv:2312.11805*, 2023.
- [49] Gemma Team, Aishwarya Kamath, Johan Ferret, Shreya Pathak, Nino Vieillard, Ramona Merhej, Sarah Perrin, Tatiana Matejovicova, Alexandre Ramé, Morgane Rivière, et al. Gemma 3 technical report. *arXiv preprint arXiv:2503.19786*, 2025.
- [50] Kimi Team, Angang Du, Bofei Gao, Bowei Xing, Changjiu Jiang, Cheng Chen, Cheng Li, Chenjun Xiao, Chenzhuang Du, Chonghua Liao, et al. Kimi k1. 5: Scaling reinforcement learning with llms. *arXiv preprint arXiv:2501.12599*, 2025.
- [51] Open Thoughts Team. Open Thoughts, January 2025. URL <https://www.open-thoughts.ai/>.
- [52] Qwen Team. Qwq-32b: Embracing the power of reinforcement learning, March 2025. URL <https://qwenlm.github.io/blog/qwq-32b/>.
- [53] Yue Wang, Qiuzhi Liu, Jiahao Xu, Tian Liang, Xingyu Chen, Zhiwei He, Linfeng Song, Dian Yu, Juntao Li, Zhuosheng Zhang, et al. Thoughts are all over the place: On the underthinking of o1-like llms. *arXiv preprint arXiv:2501.18585*, 2025.
- [54] Zhengxiang Wang, Jordan Kodner, and Owen Rambow. Evaluating llms with multiple problems at once: A new paradigm for probing llm capabilities. *arXiv e-prints*, pages arXiv–2406, 2024.
- [55] Liang Wen, Yunke Cai, Fenrui Xiao, Xin He, Qi An, Zhenyu Duan, Yimin Du, Junchen Liu, Lifu Tang, Xiaowei Lv, Haosheng Zou, Yongchao Deng, Shousheng Jia, and Xiangzheng Zhang. Light-rl: Curriculum sft, dpo and rl for long cot from scratch and beyond. *arXiv preprint arXiv:2503.10460*, 2025.
- [56] An Yang, Baosong Yang, Beichen Zhang, Binyuan Hui, Bo Zheng, Bowen Yu, Chengyuan Li, Dayiheng Liu, Fei Huang, Haoran Wei, et al. Qwen2.5 technical report. *arXiv preprint arXiv:2412.15115*, 2024.
- [57] An Yang, Beichen Zhang, Binyuan Hui, Bofei Gao, Bowen Yu, Chengpeng Li, Dayiheng Liu, Jianhong Tu, Jingren Zhou, Junyang Lin, Keming Lu, Mingfeng Xue, Runji Lin, Tianyu Liu, Xingzhang Ren, and Zhenru Zhang. Qwen2.5-math technical report: Toward mathematical expert model via self-improvement, 2024. URL <https://arxiv.org/abs/2409.12122>.
- [58] An Yang, Beichen Zhang, Binyuan Hui, Bofei Gao, Bowen Yu, Chengpeng Li, Dayiheng Liu, Jianhong Tu, Jingren Zhou, Junyang Lin, et al. Qwen2.5-math technical report: Toward mathematical expert model via self-improvement. *arXiv preprint arXiv:2409.12122*, 2024.
- [59] Yixin Ye, Yang Xiao, Tiantian Mi, and Pengfei Liu. Aime-preview: A rigorous and immediate evaluation framework for advanced mathematical reasoning. <https://github.com/GAIR-NLP/AIME-Preview>, 2025. GitHub repository.

- [60] Yijiong Yu, Huiqiang Jiang, Xufang Luo, Qianhui Wu, Chin-Yew Lin, Dongsheng Li, Yuqing Yang, Yongfeng Huang, and Lili Qiu. Mitigate position bias in large language models via scaling a single dimension. In *First Workshop on Long-Context Foundation Models@ ICML 2024*.
- [61] Yang Yue, Zhiqi Chen, Rui Lu, Andrew Zhao, Zhaokai Wang, Shiji Song, and Gao Huang. Does reinforcement learning really incentivize reasoning capacity in llms beyond the base model? *arXiv preprint arXiv:2504.13837*, 2025.
- [62] Weihao Zeng, Yuzhen Huang, Qian Liu, Wei Liu, Keqing He, Zejun Ma, and Junxian He. Simplerl-zoo: Investigating and taming zero reinforcement learning for open base models in the wild, 2025. URL <https://arxiv.org/abs/2503.18892>.
- [63] Yu Zhao, Huifeng Yin, Bo Zeng, Hao Wang, Tianqi Shi, Chenyang Lyu, Longyue Wang, Weihua Luo, and Kaifu Zhang. Marco-ol: Towards open reasoning models for open-ended solutions, 2024. URL <https://arxiv.org/abs/2411.14405>.

Appendix

A Detailed Evaluation Result

We present the detailed accuracy statistics for each stress level of various LRMs in Table 6, Table 7 and Table 8. The stress degree $\{I, II, III, IV, V\}$ corresponds to different stress levels in each dataset. For GSM8K: $\{1, 3, 6, 9, 12\}$; for MATH500 and AMC23: $\{1, 3, 5, 7, 9\}$; for AIME24, AIME25, GPQA and LiveCodeBench: $\{1, 2, 3, 4, 5\}$.

B Prompt

We present the prompt for mathematical tasks, *GPQA Diamond* and *LiveCodeBench* in Figure 9, Figure 10 and Figure 11, respectively.

Prompt 1: Prompt for Math Tasks

{Questions}. Answer the above questions one by one. Remember to put your final answer within `\boxed{}`.

Figure 9: Evaluation prompt for math tasks.

Prompt 2: Prompt for GPQA Diamond

{Questions}. Answer the above multiple-choice question one by one. Remember to give each answer in the following format: 'ANSWER: `\boxed{LETTER}`' (without quotes) where LETTER is one of ABCD.

Figure 10: Evaluation prompt for GPQA Diamond.

Prompt 3: Prompt for Code Generation

{Questions}. Answer the above questions one by one. Enclose the code for each question within delimiters as follows.

```
```python #YOUR CODE HERE```
```

### Answer: (use the provided format with backticks)

Figure 11: Evaluation prompt for code generation tasks.

### C Comparison between Rule-based and LLM-based Answer Extraction

In this section, we compare the performance of several representative LRMs under REST when using rule-based versus LLM-based answer extraction. For rule-based extraction, we search the specific pattern sequentially using code modified from Qwen-Math evaluation tool<sup>†</sup>. For the LLM-based approach, we employ *gemma-3-27b-it* [49] with prompt shown in Figure 12. The results in Table 4

<sup>†</sup><https://github.com/QwenLM/Qwen2.5-Math>

#### Prompt 4: Answer Extraction Promopt

Extract the final answers from the given predictions. Here are some extraction criteria:

1. Don't try to answer the original question. Your task is to extract the final answer from the prediction as it is, even if it is incorrect.
2. Prediction sometimes involves lengthy thinking processes, you don't need to consider these, just extract the final answer.
3. If there is question that has not been answered, don't answer it yourself. You should set the final answer to None (e.g., \boxed{None}).
4. Ensure the number of final answers you extract is exactly the same as the number of the given questions.
5. Extract the final answer for each question one by one and enclose each final answer within an \boxed. For example, if there are three questions, the output should be

Answer to Q1: \boxed{answer 1}

Answer to Q2: \boxed{answer 2}

Answer to Q3: \boxed{answer 3}.

Here is your task. Simply extract the final answers from the given predictions. Don't apologize or correct yourself if there was a mistake in the predictions; we are just trying to extract the final answer.

<Questions Begin>:

{question}

<Questions End>

<Predictions Begin>:

{prediction}

<Predictions End>

Extract the final answers from the given predictions.

Figure 12: Prompt for extracting answers from the response.

Extraction Method	GSM8K	MATH500	AMC23	AIME24	AIME25
<i>DS-R1-Distill-Qwen-7B</i>					
Rule-Based	89.06	66.75	36.06	16.53	11.37
LLM-Based	90.00	70.59	41.05	18.32	14.16
<i>DS-R1-Distill-Qwen-32B</i>					
Rule-Based	95.50	88.97	86.24	52.51	33.83
LLM-Based	95.83	92.18	87.48	53.63	34.39

Table 4: Comparison of rule-based answer extraction and LLM-based answer extraction.

indicate that LLM-based answer extraction can lead to a modest performance improvement. However, this approach significantly increases evaluation costs and may introduce additional instability, making it less practical for large-scale assessments. Therefore, we adopt rule-based answer extraction as the default approach in our experiments.



## D The Impact of the maximum output length

**Extending the maximum output length can not provide substantial improvement.** As our error analysis identified output truncation as a significant error type, it is questionable whether extending the maximum output length could improve performance under stress tests. To evaluate this, we extended the maximum output length from 32K to 128K tokens for top-tier 7B~32B reasoning models. As shown in Tab. 5, this extension has a negligible impact on stress test accuracy.

Max Output Token	GSM8K	MATH500	AMC23	AIME24	AIME25
<i>DS-R1-Distill-Qwen-7B</i>					
32K	89.06	66.75	36.06	16.53	11.37
128K	89.37	65.83	36.66	16.17	11.73
<i>DS-R1-Distill-Qwen-32B</i>					
32K	95.50	88.97	86.24	52.51	33.83
128K	95.62	89.71	86.77	52.75	33.87

Table 5: The effect of extending the maximum output length. Extending the maximum output length has almost negligible impact on both 7B and 32B models.

## E Limitation

While REST provides a powerful and discriminative evaluation framework, several limitations remain. First, it increases evaluation costs, as multi-problem prompts generally require longer reasoning sequences, leading to increased computational overhead. Additionally, given the rapid pace of advancement in reasoning models, there is always a risk that our experiments may not capture all the latest state-of-the-art models released after our initial evaluations. To address this, we plan to continuously monitor newly released models and maintain an up-to-date leaderboard to reflect the latest progress in the field.

## F The Impact of Question Type

To further investigate the factors influencing model performance under stress testing, we analyze the effect of question types. Fig. 13 shows model performance across different stress levels for various types of math problems. We observe that both R1-7B and R1-32B exhibit similar trends. Specifically, performance degradation under stress is minimal for **Algebra** and **Number Theory** problems, indicating that models can handle multiple such questions in a single prompt without significant loss. In contrast, **Pre-Calculus**, **Pre-Algebra**, and **Geometry** questions show substantial drops in accuracy under stress, even for the more capable R1-32B model. Notably, this performance degradation is not always correlated with single-question accuracy. For example, under stress level 1 (*i.e.*, single-question setting), R1-32B achieves 98.21% accuracy on Pre-Calculus, higher than 94.31% on Pre-Algebra. However, at stress level 9, its Pre-Calculus accuracy drops to 90.71%, falling below the 92.51% accuracy on Pre-Algebra. This indicates that performance degradation under stress is not solely determined by problem difficulty, but also influenced by question type.

## G Error Type Illustrations

In this section, we provide a detailed case study of each error type under stress tests in figures 14 to 18. Our findings indicate that **Output Truncation** is not the only reason for the performance degradation

# REST: Stress Testing Large Reasoning Models by Asking Multiple Problems at Once

Bench Model	Stress Degree	GSM8K	MATH500	AMC23	AIME24	AIME25	GPQA Diamond	LiveCode Bench
<i>1.5B LRMs</i>								
DS-R1-Distill-Qwen-1.5B	I	84.62	83.40	62.50	29.17	25.00	37.37	15.05
	II	82.21	65.53	28.75	9.17	13.54	23.74	1.08
	III	76.21	47.52	13.75	6.11	5.83	23.06	0.60
	IV	66.30	34.43	6.61	2.08	2.60	21.34	0.18
	V	56.13	22.40	6.81	2.50	1.67	20.30	0.07
DeepScaleR-1.5B	I	84.84	87.60	76.25	38.75	31.25	31.82	21.15
	II	83.37	79.67	54.58	21.88	21.67	31.31	3.76
	III	73.81	66.88	37.25	13.19	15.97	27.27	1.67
	IV	61.10	50.31	21.79	9.79	11.77	26.77	1.61
	V	48.04	42.20	14.58	6.42	7.50	26.26	0.29
L1-Qwen-1.5B-Exact	I	84.87	84.00	71.25	21.25	18.33	33.84	18.28
	II	84.25	78.07	57.92	13.33	18.33	31.57	5.73
	III	83.19	72.96	50.00	14.72	12.08	32.83	1.79
	IV	76.62	70.46	41.96	12.19	11.25	30.43	2.33
	V	69.99	66.78	39.58	10.25	10.17	29.19	0.93
L1-Qwen-1.5B-Max	I	84.17	83.40	77.50	20.00	22.92	36.87	19.35
	II	83.92	78.93	61.67	16.25	18.33	32.32	4.48
	III	81.98	75.28	52.00	16.11	16.53	32.49	2.27
	IV	77.37	71.60	41.61	15.00	13.44	30.68	1.61
	V	67.89	67.11	38.19	13.17	11.50	32.63	1.43
Qwen2.5-Math-1.5B-Inst	I	85.37	73.00	57.50	10.83	10.83	26.77	1.79
	II	81.32	65.00	37.50	9.38	8.75	-	-
	III	75.74	58.36	24.50	5.97	0.14	-	-
	IV	64.67	52.09	15.36	6.15	1.77	-	-
	V	48.21	40.29	11.53	3.17	0.67	-	-
Qwen2.5-1.5B-Inst	I	65.13	53.40	30.00	2.50	0.00	26.26	1.79
	II	25.52	37.00	14.17	0	1.67	22.80	0.90
	III	12.94	28.60	11.00	4.58	0	21.96	0.36
	IV	7.65	23.29	10.89	2.92	0	21.03	0.09
	V	6.19	19.31	6.53	0.67	0	20.27	0.14

Table 6: Detailed accuracy statistics for each stress level of various LRMs. Some models are only evaluated on math-related benchmarks, as their official guidelines do not recommend their use for other task domains.

under stress tests, revealing some unexpected misbehaviors like **Question Omission** and **Summary Error** that remain hidden in standard evaluation settings.

Bench Model	Stress Degree	GSM8K	MATH500	AMC23	AIME24	AIME25	GPQA Diamond	LiveCode Bench
7 ~ 8B LRMs								
DS-R1-Distill-Qwen-7B	I	89.49	93.00	87.50	54.17	35.42	51.01	37.63
	II	89.01	83.67	68.33	35.00	21.67	38.38	7.35
	III	90.03	72.16	41.00	16.94	13.06	31.31	2.15
	IV	89.37	61.74	22.14	8.44	7.92	29.80	0.90
	V	87.83	49.42	12.78	5.75	2.83	27.17	1.15
Efficient-R1-7B ( $\alpha = 0.1$ )	I	88.63	90.00	87.50	54.58	35.42	48.98	39.07
	II	85.49	86.80	70.83	40.62	26.46	39.65	7.35
	III	84.52	79.12	53.00	21.11	16.94	38.38	2.75
	IV	84.85	72.86	29.29	14.58	12.19	33.84	0.72
	V	84.16	61.18	23.89	9.50	7.42	31.72	0.65
Efficient-R1-7B ( $\alpha = 0.2$ )	I	87.95	88.20	85.00	50.42	33.75	47.97	38.71
	II	84.10	85.20	76.25	38.54	27.29	38.13	6.63
	III	81.49	81.28	52.75	24.86	19.31	33.67	2.15
	IV	78.92	73.14	35.00	16.67	14.06	33.46	0.63
	V	77.02	66.02	28.19	8.42	8.33	32.22	0.57
DS-R1-Distill-LLaMA-8B	I	90.45	89.80	87.50	55.00	28.33	50.00	39.43
	II	89.13	85.20	81.25	38.33	25.00	39.14	12.54
	III	86.59	82.92	75.25	36.67	22.78	34.85	14.34
	IV	84.33	80.69	64.29	27.92	24.17	32.07	10.75
	V	80.67	76.53	62.22	22.00	18.67	29.90	7.38
Nemotron-Nano-8B	I	91.36	94.40	90.00	63.33	50.00	51.01	50.90
	II	90.37	89.67	88.75	52.50	40.83	31.57	15.41
	III	69.27	87.48	80.00	47.78	36.11	34.18	9.08
	IV	34.93	84.83	70.36	41.25	27.50	38.76	6.09
	V	18.71	82.18	65.83	32.67	24.67	31.72	3.66
AReaL-boba-RL-7B	I	91.66	95.00	91.25	61.25	45.83	48.99	37.99
	II	91.08	83.00	60.42	37.08	22.08	38.64	8.60
	III	85.72	68.56	37.00	22.22	12.64	27.61	3.46
	IV	72.48	53.46	20.71	15.00	8.33	25.00	3.41
	V	61.91	38.07	13.61	11.42	6.25	25.25	3.44
Light-R1-7B-DS	I	88.05	93.20	90.00	55.83	45.83	51.01	39.07
	II	83.90	83.47	67.50	31.87	24.17	36.87	8.06
	III	84.96	69.16	38.00	18.19	14.17	32.15	1.43
	IV	83.56	55.17	23.57	10.21	7.81	28.41	0.81
	V	78.34	39.11	10.56	6.25	5.67	23.84	1.08

Table 7: Detailed accuracy statistics for each stress level of various LRMs. Some models are only evaluated on math-related benchmarks, as their official guidelines do not recommend their use for other task domains.

# REST: Stress Testing Large Reasoning Models by Asking Multiple Problems at Once

Bench Model	Stress Degree	GSM8K	MATH500	AMC23	AIME24	AIME25	GPQA Diamond	LiveCode Bench
7 ~ 8B LRMs								
OpenR1-Qwen-7B	I	95.60	92.20	83.75	47.50	32.92	38.38	4.66
	II	91.43	86.40	73.75	37.08	27.50	35.86	2.33
	III	92.67	83.64	61.00	26.11	25.56	36.70	0.72
	IV	90.38	80.11	44.46	26.15	18.12	38.76	0.72
	V	86.38	76.42	37.22	17.75	13.58	32.83	1.29
OpenThinker2-7B	I	94.39	93.80	85.00	54.58	41.67	44.44	39.43
	II	93.78	89.20	78.75	45.83	30.21	41.67	17.38
	III	92.85	83.48	63.00	36.67	27.36	40.91	16.37
	IV	91.31	82.23	58.39	31.15	20.31	42.05	12.81
	V	90.01	78.29	52.78	24.33	16.75	37.78	11.47
SimpleRL-Zoo-Qwen-7B	I	90.52	77.80	62.50	26.67	10.00	33.84	5.73
	II	81.20	70.53	41.67	6.67	10.00	36.62	0.18
	III	86.57	66.76	29.50	12.08	5.42	33.16	0.36
	IV	86.31	59.54	31.79	7.29	5.21	36.11	0.09
	V	81.97	52.82	21.94	4.17	5.25	36.06	0
Open-Reasoner-Zero-7B	I	92.87	83.00	60.00	17.92	16.25	37.37	16.13
	II	87.19	52.93	30.83	9.79	7.50	33.33	0.72
	III	68.46	34.84	15.75	7.92	4.31	35.69	0.48
	IV	55.10	26.46	10.00	3.54	1.56	35.86	0.63
	V	49.80	15.82	8.06	3.25	2.17	32.12	0.72
Marco-O1-7B	I	89.08	72.40	47.50	10.00	10.83	30.81	9.32
	II	83.62	57.80	26.67	5.42	5.62	28.54	8.24
	III	76.06	51.08	17.00	5.69	3.47	30.64	6.69
	IV	77.95	46.66	13.57	4.27	4.79	29.67	7.08
	V	80.61	37.20	11.67	2.00	0.67	24.44	6.95
MathFusion-Qwen-7B	I	89.46	74.00	52.50	9.58	5.83	-	-
	II	87.47	72.27	50.00	10.42	3.12	-	-
	III	84.76	69.32	36.00	7.78	4.03	-	-
	IV	82.92	67.17	32.86	6.67	1.98	-	-
	V	79.97	63.84	26.11	6.67	0.25	-	-
Eurus-2-7B-PRIME	I	92.72	81.40	62.50	20.83	14.58	-	-
	II	90.12	70.60	49.17	14.17	6.46	-	-
	III	88.38	64.72	42.75	13.75	4.31	-	-
	IV	86.83	63.80	35.18	7.60	4.17	-	-
	V	86.70	59.64	27.22	7.83	3.00	-	-
Qwen2.5-Math-7B-Inst	I	95.53	83.60	60.00	14.17	11.67	35.35	4.30
	II	92.14	73.27	45.00	8.12	9.17	33.58	2.87
	III	86.62	64.28	29.00	7.78	3.75		1.55
	IV	76.03	49.89	21.79	6.35	4.58	34.34	0.81
	V	59.32	38.91	18.06	3.33	3.83		0.57
Qwen2.5-7B-Instruct	I	92.27	77.60	42.50	10.00	3.75	35.86	13.98
	II	88.07	68.80	41.67	7.71	0	33.08	11.83
	III	85.37	67.60	34.00	6.53	3.89	35.69	11.47
	IV	83.89	64.89	30.36	5.42	4.38	36.99	9.05
	V	83.16	61.84	31.81	8.42	5.00	34.85	8.39

Table 8: Detailed accuracy statistics for each stress level of various LRMs. Some models are only evaluated on math-related benchmarks, as their official guidelines do not recommend their use for other task domains.

# REST: Stress Testing Large Reasoning Models by Asking Multiple Problems at Once

Model \ Bench	Stress Degree	GSM8K	MATH500	AMC23	AIME24	AIME25	GPQA Diamond	LiveCode Bench
32B LRMs								
DS-R1-Distill-Qwen-32B	I	95.54	94.60	94.75	72.92	51.67	60.10	55.56
	II	95.73	91.47	91.25	63.33	46.04	57.83	37.63
	III	95.44	90.72	89.00	56.25	36.39	55.22	26.64
	IV	95.43	88.69	82.50	48.54	29.79	51.14	23.30
	V	95.39	85.00	82.22	41.92	23.08	50.71	19.28
Qwen-QwQ-32B	I	95.83	96.2	95.00	78.75	69.58	63.64	62.37
	II	96.21	93.80	94.17	66.88	56.04	60.35	45.34
	III	95.99	92.48	87.25	59.86	45.83	59.43	32.97
	IV	95.71	92.49	79.29	49.58	37.50	61.36	26.52
	V	95.20	91.20	70.83	42.83	26.75	58.99	23.80
AReAL-boba-SFT-32B	I	93.33	95.00	97.50	77.50	60.00	63.13	60.93
	II	93.56	93.00	95.00	63.12	50.83	54.80	45.34
	III	95.01	89.64	83.50	55.42	37.36	54.21	36.32
	IV	95.09	87.26	75.54	37.60	28.02	47.98	27.24
	V	95.32	85.78	61.81	27.00	18.00	45.35	18.06
Light-R1-32B-DS	I	95.83	95.60	96.25	77.50	66.67	65.66	60.93
	II	95.68	91.53	91.67	57.50	52.71	57.58	39.96
	III	95.40	85.52	75.25	49.17	36.67	52.19	32.97
	IV	94.01	79.69	56.07	32.60	26.56	48.23	22.31
	V	94.07	77.91	52.22	25.75	19.25	42.42	17.63
S1.1-32B	I	89.84	90.40	90.00	55.83	45.42	61.62	25.45
	II	70.71	65.13	48.75	36.87	29.79	55.30	25.09
	III	61.04	54.92	35.00	25.97	19.86	58.08	25.09
	IV	56.81	47.91	26.96	20.10	14.69	52.15	24.37
	V	55.82	47.44	18.33	14.75	12.17	52.63	23.30
OpenThinker2-32B	I	96.44	96.20	95.00	68.33	52.50	62.12	56.27
	II	95.48	92.80	94.58	61.46	50.62	59.09	45.34
	III	95.27	90.48	80.25	61.94	41.53	56.73	39.19
	IV	95.19	88.63	78.04	50.21	33.96	58.46	35.39
	V	94.74	88.49	71.11	38.42	26.67	56.87	30.18
SimpleRL-Zoo-Qwen-32B	I	96.06	83.20	67.50	27.20	16.67	46.46	26.52
	II	95.40	79.80	61.67	16.67	8.12	44.19	25.81
	III	94.35	79.52	57.00	16.67	7.92	48.48	25.33
	IV	92.79	79.37	56.07	19.17	8.75	45.58	22.49
	V	91.43	76.89	53.33	14.67	10.67	46.57	22.15
Open-Reasoner-Zero-32B	I	95.83	92.00	83.75	46.67	36.67	60.10	35.13
	II	93.86	87.13	80.00	38.33	26.67	51.77	14.16
	III	92.86	83.28	68.50	35.00	26.11	50.51	13.50
	IV	91.21	80.06	68.04	27.92	22.08	47.60	11.92
	V	89.27	81.13	63.61	25.33	19.67	48.38	12.47
Qwen2.5-32B-Inst	I	95.53	82.20	60.00	20.00	16.67	42.93	26.88
	II	94.36	77.07	60.00	10.00	11.67	39.39	25.45
	III	94.17	74.76	50.00	11.11	6.39	39.06	24.25
	IV	93.37	72.20	48.04	8.33	4.17	41.79	23.30
	V	93.19	69.51	40.83	9.00	4.67	39.90	23.01

Table 9: Detailed accuracy statistics for each stress level of various LRMs.



# REST: Stress Testing Large Reasoning Models by Asking Multiple Problems at Once

Model \ Bench	Stress Degree	GSM8K	MATH500	AMC23	AIME24	AIME25	GPQA Diamond	LiveCode Bench
<i>API-based LRMs</i>								
DeepSeek-R1	I	96.20	97.00	93.75	81.66	68.75	70.20	63.44
	II	96.10	94.20	88.75	66.67	55.00	70.45	50.54
	III	96.20	93.40	84.75	57.78	40.00	64.48	44.44
	IV	96.18	91.94	84.11	54.17	31.67	62.88	34.59
	V	95.75	88.80	69.58	31.33	22.00	60.71	33.76
O3-Mini	I	95.83	95.00	90.00	79.16	71.66	71.21	60.21
	II	95.17	93.87	70.75	49.00	58.33	68.43	52.87
	III	94.35	80.60	59.58	40.56	38.33	67.51	51.73
	IV	93.69	88.94	58.75	30.83	27.50	66.54	47.67
	V	92.17	90.31	56.25	30.83	13.75	67.07	41.15
O4-Mini	I	93.71	90.00	96.25	73.33	80.00	76.26	70.61
	II	93.25	85.67	90.42	62.50	52.50	74.24	67.20
	III	92.96	83.40	80.75	53.89	53.33	73.40	62.96
	IV	92.97	82.83	84.82	52.50	49.17	71.97	61.56
	V	93.11	80.96	75.83	42.67	33.67	72.83	60.57
Gemini-2.5-Flash-Thinking	I	89.23	97.20	97.50	76.67	71.67	78.79	61.65
	II	89.87	87.67	75.00	65.83	47.50	72.73	53.05
	III	91.76	71.96	54.00	38.89	27.22	67.34	50.42
	IV	92.12	69.60	41.25	22.92	18.75	68.18	47.94
	V	91.35	68.20	41.39	18.00	14.33	63.74	41.94

Table 10: Detailed accuracy statistics for each stress level of various LRMs.

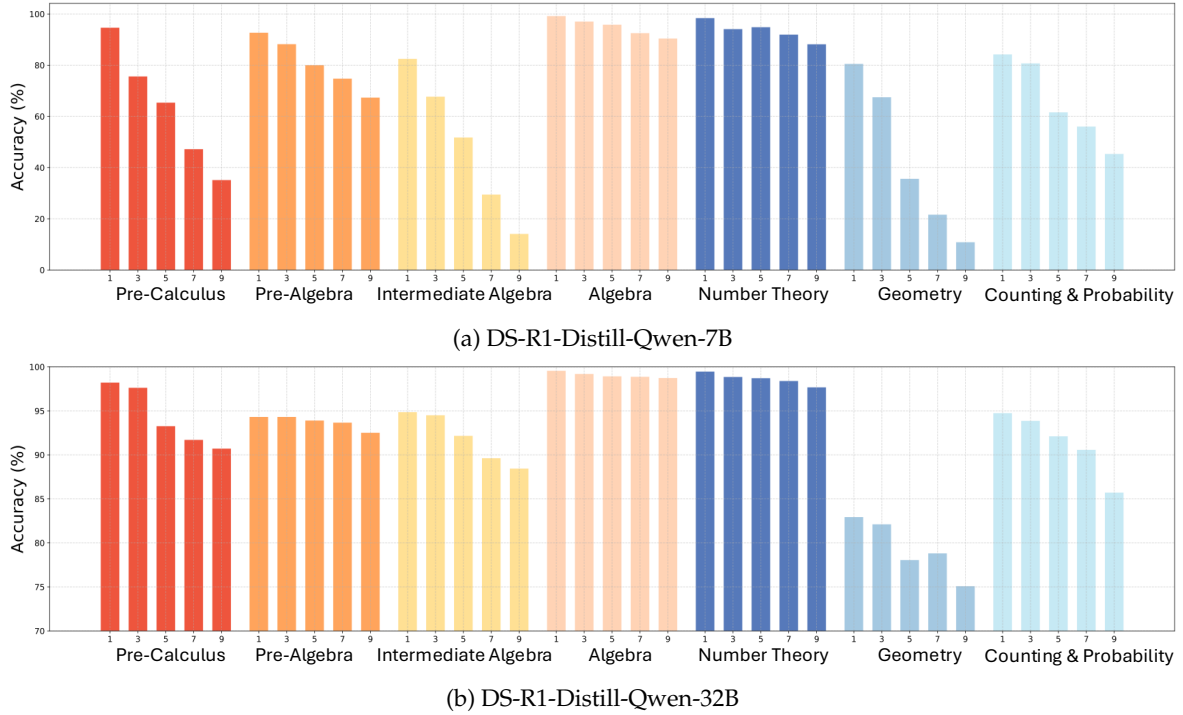


Figure 13: Performance degradation across different question types on MATH500.

### Example G.1: Example of Output Truncation

#### Query:

**Q1:** Let  $O(0,0)$ ,  $A(\frac{1}{2},0)$ , and  $B(0, \frac{\sqrt{3}}{2})$  be points in the coordinate plane. Let  $\mathcal{F}$  be the family of segments  $\overline{PQ}$  of unit length lying in the first quadrant with  $P$  on the  $x$ -axis and  $Q$  on the  $y$ -axis. There is a unique point  $C$  on  $\overline{AB}$ , distinct from  $A$  and  $B$ , that does not belong to any segment from  $\mathcal{F}$  other than  $\overline{AB}$ . Then  $OC^2 = \frac{p}{q}$ , where  $p$  and  $q$  are relatively prime positive integers. Find  $p + q$ .

**Q2:** Find the number of triples of nonnegative integers  $(a, b, c)$  satisfying  $a + b + c = 300$  and  $a^2b + a^2c + b^2a + b^2c + c^2a + c^2b = 6,000,000$ .

Answer the above questions one by one. Remember to put your final answer within `\boxed{}`.

#### Response:

Okay, so I have these two problems to solve. Let me start with the first one.

##### Problem Q1:

We have points  $O(0,0)$ ,  $A(1/2, 0)$ , and  $B(0, \sqrt{3}/2)$ . The family  $F$  consists of segments  $PQ$  of unit length in the first quadrant, with  $P$  on the  $x$ -axis and  $Q$  on the  $y$ -axis. We need to find a unique point  $C$  on  $AB$  (other than  $A$  and  $B$ ) that doesn't lie on any other segment from  $F$  except  $AB$ . Then compute  $OC^2$  and express it as a reduced fraction  $p/q$ , and find  $p+q$ . Alright, let's break this down. First, let's visualize the points.  $O$  is the origin,  $A$  is  $(1/2, 0)$ , which is halfway between  $(0,0)$  and  $(1,0)$ .  $B$  is  $(0, \sqrt{3}/2)$ , which is halfway between  $(0,0)$  and  $(0,1)$  in some sense, but  $\sqrt{3}/2$  is approximately 0.866. So,  $AB$  is a line segment connecting  $(1/2, 0)$  to  $(0, \sqrt{3}/2)$ . Let me compute the equation of line  $AB$ .

... (Reasoning content for Q1) ...

So, to find such a point  $C$ , we need to find a point on  $AB$  that is not on any other  $PQ$ , which are all lines from  $(p, 0)$  to  $(0, q)$  with  $p + q = 1$ .

##### Problem Q2:

Find the number of triples of nonnegative integers  $(a, b, c)$  satisfying  $a + b + c = 300$  and  $ab + ac + ba + bc + ca + cb = 6,000,000$ .

Okay, so we have two equations:

... (Reasoning content for Q2) ...

Thus, each non-symmetric set is unique, so 6 such sets, each contributing 6 ordered triples 36. Plus the symmetric solution 1. Total=37. But, in reality, the equation may have more solutions. Wait, let me think. Wait, the equation is:  $(a(b + c) + b(c + a) + c(a + b))/2006 = abc$ . So, with (Truncated)

Figure 14: Example of **Output Truncation** error on DS-R1-Distill-Qwen-7B.

### Example G.2: Example of Endless Repetition

#### Query:

**Q1:** Let  $ABCD$  be a tetrahedron such that  $AB = CD = \sqrt{41}$ ,  $AC = BD = \sqrt{80}$ , and  $BC = AD = \sqrt{89}$ . There exists a point  $I$  inside the tetrahedron such that the distances from  $I$  to each of the faces of the tetrahedron are all equal. This distance can be written in the form  $\frac{m\sqrt{n}}{p}$ , where  $m$ ,  $n$ , and  $p$  are positive integers,  $m$  and  $p$  are relatively prime, and  $n$  is not divisible by the square of any prime. Find  $m + n + p$ .

**Q2:** Let  $p$  be the least prime number for which there exists a positive integer  $n$  such that  $n^4 + 1$  is divisible by  $p^2$ . Find the least positive integer  $m$  such that  $m^4 + 1$  is divisible by  $p^2$ .

Answer the above questions one by one. Remember to put your final answer within `\boxed{}`.

#### Response:

Problem Q1: We have a tetrahedron  $ABCD$  with some specific edge lengths. The edges  $AB$  and  $CD$  are both  $\sqrt{41}$ ,  $AC$  and  $BD$  are both  $\sqrt{80}$ , and  $BC$  and  $AD$  are both  $\sqrt{89}$ . There's a point  $I$  inside this tetrahedron such that the distances from  $I$  to each face are equal. We need to find this distance, express it in a specific form, and then compute  $m + n + p$  where the distance is  $m\sqrt{n}/p$ . Hmm, okay. So, first, I remember that in a tetrahedron, the point equidistant from all four faces is called the incenter, similar to the incenter of a triangle. The distance from this point to each face is the inradius.

... (Reasoning content for Q1) ...

Wait, 236? Hmm, that seems a bit high, but maybe it's correct. Wait, let me check the formula for the inradius again. Yes, for a tetrahedron,  $r = 3V/A$ , where  $A$  is the total surface area. So, yes, that's correct. Alternatively, another way to compute the inradius is to note that in a disphenoid, the inradius can be computed using the formula  $r = (3V)/A_{total}$ , which is what I did. So, I think 236 is the answer for Q1.

Problem Q2: We need to find the least prime number  $p$  such that there exists a positive integer  $n$  where  $p^2$  divides  $n^4 + 1$ . Once we find that prime  $p$ , we need to find the least positive integer  $m$  such that  $m^4 + 1$  is divisible by  $p^2$ . So, first, we need to find the smallest prime  $p$  where  $p^2 \mid n^4 + 1$  for some  $n$ . To do this, I think we can consider primes  $p$  where  $-1$  is a quartic residue modulo  $p^2$ . Because  $n^4 \equiv -1 \pmod{p^2}$ , which implies that  $n^4 + 1 \equiv 0 \pmod{p^2}$ . Therefore, we need to find the smallest prime  $p$  such that the equation  $x^4 \equiv -1 \pmod{p^2}$  has a solution. Alternatively, since if  $x^4 \equiv -1 \pmod{p^2}$ , then  $x^4 \equiv -1 \pmod{p}$ , so first, we can check for primes  $p$  where  $-1$  is a quartic residue modulo  $p$ .

... (Reasoning content for Q2) ...

But wait, 110 is quite large, maybe I can find a smaller one. Wait, let me try  $n = 55$ .  $55^2 = 3,025$ .  $3,025 \pmod{289} = 289 \cdot 10 = 2,890$ .  $3,025 - 2,890 = 135$ .  $135^2 = 18,225$ .  $18,225 \pmod{289} = 289 \cdot 62 = 17,918$ .  $18,225 - 17,918 = 307$ .  $307 - 289 = 18$ . So,  $55^4 \equiv 18 \pmod{289}$ .  $18 + 1 = 19 \neq 0$ .  $n = 55$  doesn't work. Wait,  $n = 68$ .  $68^2 = 4,624$ .  $4,624 \pmod{289} = 289 \cdot 15 = 4,335$ .  $4,624 - 4,335 = 289$ .  $289 \equiv 0 \pmod{289}$ . So,  $68^2 \equiv 0 \pmod{289}$ . So,  $68^4 \equiv 0 \pmod{289}$ . Doesn't work.  $n = 69$ .  $69^2 = 4,761$ .  $4,761 \pmod{289} = 289 \cdot 16 = 4,624$ .  $4,761 - 4,624 = 137$ .  $137^2 = 18,769$ .  $18,769 \pmod{289} = 289 \cdot 64 = 18,496$ .  $18,769 - 18,496 = 273$ .  $273 - 289 = -16 \equiv 273 \pmod{289}$ . So,  $69^4 \equiv 273 \pmod{289}$ .  $273 + 1 = 274 \equiv 274 \neq 0$ .  $n = 70$ .  $70^2 = 4,900$ .  $4,900 \pmod{289} = 289 \cdot 16 = 4,624$ .  $4,900 - 4,624 = 276$ .  $276^2 = 76,176$ .  $76,176 \pmod{289} = 289 \cdot 263 = 76,107$ .  $76,176 - 76,107 = 69$ . So,  $70^4 \equiv 69 \pmod{289}$ .  $69 + 1 = 70 \equiv 70 \neq 0$ .  $n = 71$ .  $71^2 = 5,041$ .  $5,041 \pmod{289} = 289 \cdot 17 = 4,913$ .  $5,041 - 4,913 = 128$ .  $128^2 = 16,384$ .  $16,384 \pmod{289} = 289 \cdot 56 = 16,184$ .  $16,384 - 16,184 = 200$ .  $200 + 1 = 201 \neq 0$ .  $n = 72$ .  $72^2 = 5,184$ .  $5,184 \pmod{289} = 289 \cdot 17 = 4,913$ .  $5,184 - 4,913 = 271$ .  $271^2 = 73,441$ .  $73,441 \pmod{289} = 289 \cdot 253 = 73,197$ .  $73,441 - 73,197 = 244$ .  $244 - 289 = -45 \equiv 244 \pmod{289}$ .  $244 + 1 = 245 \neq 0$ .  $n = 73$ .  $73^2 = 5,329$ .  $5,329 \pmod{289} = 289 \cdot 18 = 5,202$ .  $5,329 - 5,202 = 127$ .  $127^2 = 16,129$ .  $16,129 \pmod{289} = 289 \cdot 55 = 15,895$ .  $16,129 - 15,895 = 234$ .  $234 + 1 = 235 \neq 0$ .  $n = 74$ .  $74^2 = 5,476$ .  $5,476 \pmod{289} = 289 \cdot 18 = 5,202$ .  $5,476 - 5,202 = 274$ .  $274^2 = 75,076$ .  $75,076 \pmod{289} = 289 \cdot 259 = 74,851$ .  $75,076 - 74,851 = 225$ .  $225 + 1 = 226 \neq 0$ .  $n = 75$ .  $75^2 = 5,625$ .  $5,625 \pmod{289} = 289 \cdot 19 = 5,491$ .  $5,625 - 5,491 = 134$ .  $134^2 = 17,956$ .  $17,956 \pmod{289} = 289 \cdot 62 = 17,918$ .  $17,956 - 17,918 = 38$ .  $38 + 1 = 39 \neq 0$ .  $n = 76$ .  $76^2 = 5,776$ .  $5,776 \pmod{289} = 289 \cdot 19 = 5,491$ .  $5,776 - 5,491 = 285$ .  $285^2 = 81,225$ .  $81,225 \pmod{289} = 289 \cdot 280 = 80,920$ .  $81,225 - 80,920 = 305$ .  $305 - 289 = 16$ . So,  $76^4 \equiv 16 \pmod{289}$ .  $16 + 1 = 17 \neq 0$ .  $n = 77$ .  $77^2 = 5,929$ .  $5,929 \pmod{289} = 289 \cdot 20 = 5,780$ .  $5,929 - 5,780 = 149$ .  $149^2 = 22,201$ .  $22,201 \pmod{289} = 289 \cdot 76 = 22,004$ .  $22,201 - 22,004 = 197$ .  $197 + 1 = 198 \neq 0$ .  $n = 78$ .  $78^2 = 6,084$ .  $6,084 \pmod{289} = 289 \cdot 21 = 6,069$ .  $6,084 - 6,069 = 15$ .  $15^2 = 225$ .  $225 + 1 = 226 \neq 0$ .  $n = 79$ .  $79^2 = 6,241$ .  $6,241 \pmod{289} = 289 \cdot 21 = 6,069$ .  $6,241 - 6,069 = 172$ .  $172^2 = 29,584$ .  $29,584 \pmod{289} = 289 \cdot 102 = 29,478$ .  $29,584 - 29,478 = 106$ .  $106 + 1 = 107 \neq 0$ .  $n = 80$ .  $80^2 = 6,400$ .  $6,400 \pmod{289} = 289 \cdot 22 = 6,358$ .  $6,400 - 6,358 = 42$ .  $42^2 = 1,764$ .  $1,764 \pmod{289} = 289 \cdot 6 = 1,734$ .  $1,764 - 1,734 = 30$ .  $30 + 1 = 31 \neq 0$ .  $n = 81$ .  $81^2 = 6,561$ .  $6,561 \pmod{289} = 289 \cdot 22 = 6,358$ .  $6,561 - 6,358 = 203$ .  $203^2 = 41,209$ .  $41,209 \pmod{289} = 289 \cdot 142 = 41,038$ .  $41,209 - 41,038 = 171$ .  $171 + 1 = 172 \neq 0$ .  $n = 82$ .  $82^2 = 6,724$ .  $6,724 \pmod{289} = 289 \cdot 23 = 6,647$ .  $6,724 - 6,647 = 77$ .  $77^2 = 5,929$ .  $5,929 \pmod{289} = 289 \cdot 20 = 5,780$ .  $5,929 - 5,780 = 149$ .  $149^2 = 22,201$ .  $22,201 \pmod{289} = 289 \cdot 76 = 22,004$ .  $22,201 - 22,004 = 197$ .  $197 + 1 = 198 \neq 0$ .  $n = 83$ .  $83^2 = 6,889$ .  $6,889 \pmod{289} = 289 \cdot 23 = 6,647$ .  $6,889 - 6,647 = 242$ .  $242^2 = 58,564$ .  $58,564 \pmod{289} = 289 \cdot 202 = 58,378$ .  $58,564 - 58,378 = 186$ .  $186 + 1 = 187 \neq 0$ .  $n = 84$ .  $84^2 = 7,056$ .  $7,056 \pmod{289} = 289 \cdot 24 = 6,936$ .  $7,056 - 6,936 = 120$ .  $120^2 = 14,400$ .  $14,400 \pmod{289} = 289 \cdot 49 = 14,261$ .  $14,400 - 14,261 = 139$ .  $139 + 1 = 140 \neq 0$ .  $n = 85$ .  $85^2 = 7,225$ .  $7,225 \pmod{289} = 289 \cdot 25 = 7,225$ .  $7,225 - 7,225 = 0$ . So,  $85^2 \equiv 0 \pmod{289}$ . So,  $85^4 \equiv 0 \pmod{289}$ . Doesn't work.  $n = 86$ .  $86^2 = 7,396$ .  $7,396 \pmod{289} = 289 \cdot 25 = 7,225$ .  $7,396 - 7,225 = 171$ .  $171^2 = 29,584$ .  $29,584 \pmod{289} = 289 \cdot 102 = 29,478$ .  $29,584 - 29,478 = 106$ .  $106 + 1 = 107 \neq 0$ .  $n = 87$ .  $87^2 = 7,569$ .  $7,569 \pmod{289} = 289 \cdot 26 = 7,514$ .  $7,569 - 7,514 = 55$ .  $55^2 = 3,025$ .  $3,025 \pmod{289} = 289 \cdot 10 = 2,890$ .  $3,025 - 2,890 = 135$ .  $135^2 = 18,225$ .  $18,225 \pmod{289} = 289 \cdot 62 = 17,918$ .  $18,225 - 17,918 = 307$ .  $307 - 289 = 18$ . So,  $87^4 \equiv 18 \pmod{289}$ .  $18 + 1 = 19 \neq 0$ .  $n = 88$ .  $88^2 = 7,744$ .  $7,744 \pmod{289} = 289 \cdot 26 = 7,514$ .  $7,744 - 7,514 = 230$ .  $230^2 = 52,900$ .  $52,900 \pmod{289} = 289 \cdot 183 = 52,787$ .  $52,900 - 52,787 = 113$ .  $113 + 1 = 114 \neq 0$ .  $n = 89$ .  $89^2 = 7,921$ .  $7,921 \pmod{289} = 289 \cdot 27 = 7,793$ .  $7,921 - 7,793 = 128$ .  $128^2 = 16,384$ .  $16,384 \pmod{289} = 289 \cdot 56 = 16,184$ .  $16,384 - 16,184 = 200$ .  $200 + 1 = 201 \neq 0$ .  $n = 90$ .  $90^2 = 8,100$ .  $8,100 \pmod{289} = 289 \cdot 27 = 7,793$ .  $8,100 - 7,793 = 307$ .  $307^2 = 94,249$ .  $94,249 \pmod{289} = 289 \cdot 326 = 94,214$ .  $94,249 - 94,214 = 35$ .  $35 + 1 = 36 \neq 0$ .  $n = 91$ .  $91^2 = 8,281$ .  $8,281 \pmod{289} = 289 \cdot 28 = 8,092$ .  $8,281 - 8,092 = 189$ .  $189^2 = 35,721$ .  $35,721 \pmod{289} = 289 \cdot 123 = 35,547$ .  $35,721 - 35,547 = 174$ .  $174 + 1 = 175 \neq 0$ .  $n = 92$ .  $92^2 = 8,464$ .  $8,464 \pmod{289} = 289 \cdot 29 = 8,381$ .  $8,464 - 8,381 = 83$ .  $83^2 = 6,889$ .  $6,889 \pmod{289} = 289 \cdot 23 = 6,647$ .  $6,889 - 6,647 = 242$ .  $242^2 = 58,564$ .  $58,564 \pmod{289} = 289 \cdot 202 = 58,378$ .  $58,564 - 58,378 = 186$ .  $186 + 1 = 187 \neq 0$ .  $n = 93$ .  $93^2 = 8,649$ .  $8,649 \pmod{289} = 289 \cdot 29 = 8,381$ .  $8,649 - 8,381 = 268$ .  $268^2 = 71,824$ .  $71,824 \pmod{289} = 289 \cdot 248 = 71,672$ .  $71,824 - 71,672 = 152$ .  $152 + 1 = 153 \neq 0$ .  $n = 94$ .  $94^2 = 8,836$ .  $8,836 \pmod{289} = 289 \cdot 30 = 8,670$ .  $8,836 - 8,670 = 166$ .  $166^2 = 27,556$ .  $27,556 \pmod{289} = 289 \cdot 95 = 27,455$ .  $27,556 - 27,455 = 101$ .  $101 + 1 = 102 \neq 0$ .  $n = 95$ .  $95^2 = 9,025$ .  $9,025 \pmod{289} = 289 \cdot 31 = 8,959$ .  $9,025 - 8,959 = 66$ .  $66^2 = 4,356$ .  $4,356 \pmod{289} = 289 \cdot 15 = 4,335$ .  $4,356 - 4,335 = 21$ .  $21^2 = 441$ .  $441 \pmod{289} = 289 \cdot 1 = 289$ .  $441 - 289 = 152$ .  $152 + 1 = 153 \neq 0$ .  $n = 96$ .  $96^2 = 9,216$ .  $9,216 \pmod{289} = 289 \cdot 31 = 8,959$ .  $9,216 - 8,959 = 257$ .  $257^2 = 66,049$ .  $66,049 \pmod{289} = 289 \cdot 228 = 65,892$ .  $66,049 - 65,892 = 157$ .  $157 + 1 = 158 \neq 0$ .  $n = 97$ .  $97^2 = 9,409$ .  $9,409 \pmod{289} = 289 \cdot 32 = 9,248$ .  $9,409 - 9,248 = 161$ .  $161^2 = 25,921$ .  $25,921 \pmod{289} = 289 \cdot 89 = 25,721$ .  $25,921 - 25,721 = 200$ .  $200 + 1 = 201 \neq 0$ .  $n = 98$ .  $98^2 = 9,604$ .  $9,604 \pmod{289} = 289 \cdot 33 = 9,537$ .  $9,604 - 9,537 = 67$ .  $67^2 = 4,489$ .  $4,489 \pmod{289} = 289 \cdot 15 = 4,335$ .  $4,489 - 4,335 = 154$ .  $154^2 = 23,716$ .  $23,716 \pmod{289} = 289 \cdot 82 = 23,698$ .  $23,716 - 23,698 = 18$ . So,  $98^4 \equiv 18 \pmod{289}$ .  $18 + 1 = 19 \neq 0$ .  $n = 99$ .  $99^2 = 9,801$ .  $9,801 \pmod{289} = 289 \cdot 33 = 9,537$ .  $9,801 - 9,537 = 264$ .  $264^2 = 69,696$ .  $69,696 \pmod{289} = 289 \cdot 241 = 69,649$ .  $69,696 - 69,649 = 47$ .  $47 + 1 = 48 \neq 0$ .  $n = 100$ .  $100^2 = 10,000$ .  $10,000 \pmod{289} = 289 \cdot 34 = 9,826$ .  $10,000 - 9,826 = 174$ .  $174^2 = 30,276$ .  $30,276 \pmod{289} = 289 \cdot 104 = 30,056$ .  $30,276 - 30,056 = 220$ .  $220 + 1 = 221 \neq 0$ .  $n = 101$ .  $101^2 = 10,201$ .  $10,201 \pmod{289} = 289 \cdot 35 = 10,115$ .  $10,201 - 10,115 = 86$ .  $86^2 = 7,396$ .  $7,396 \pmod{289} = 289 \cdot 25 = 7,225$ .  $7,396 - 7,225 = 171$ .  $171^2 = 29,584$ .  $29,584 \pmod{289} = 289 \cdot 102 = 29,478$ .  $29,584 - 29,478 = 106$ .  $106 + 1 = 107 \neq 0$ .  $n = 102$ .  $102^2 = 10,404$ .  $10,404 \pmod{289} = 289 \cdot 35 = 10,115$ .  $10,404 - 10,115 = 289$ .  $289 \equiv 0 \pmod{289}$ . So,  $102^2 \equiv 0 \pmod{289}$ . So,  $102^4 \equiv 0 \pmod{289}$ . Doesn't work.  $n = 103$ .  $103^2 = 10,609$ .  $10,609 \pmod{289} = 289 \cdot 36 = 10,404$ .  $10,609 - 10,404 = 205$ .  $205^2 = 42,025$ .  $42,025 \pmod{289} = 289 \cdot 145 = 41,905$ .  $42,025 - 41,905 = 120$ .  $120^2 = 14,400$ .  $14,400 \pmod{289} = 289 \cdot 49 = 14,261$ .  $14,400 - 14,261 = 139$ .  $139 + 1 = 140 \neq 0$ .  $n = 104$ .  $104^2 = 10,816$ .  $10,816 \pmod{289} = 289 \cdot 37 = 10,703$ .  $10,816 - 10,703 = 113$ .  $113^2 = 12,769$ .  $12,769 \pmod{289} = 289 \cdot 44 = 12,716$ .  $12,769 - 12,716 = 53$ .  $53^2 = 2,809$ .  $2,809 \pmod{289} = 289 \cdot 9 = 2,601$ .  $2,809 - 2,601 = 208$ .  $208^2 = 43,264$ .  $43,264 \pmod{289} = 289 \cdot 149 = 43,051$ .  $43,264 - 43,051 = 213$ .  $213 + 1 = 214 \neq 0$ .  $n = 105$ .  $105^2 = 11,025$ .  $11,025 \pmod{289} = 289 \cdot 38 = 10,982$ .  $11,025 - 10,982 = 43$ .  $43^2 = 1,849$ .  $1,849 \pmod{289} = 289 \cdot 6 = 1,734$ .  $1,849 - 1,734 = 115$ .  $115^2 = 13,225$ .  $13,225 \pmod{289} = 289 \cdot 45 = 13,005$ .  $13,225 - 13,005 = 220$ .  $220 + 1 = 221 \neq 0$ .  $n = 106$ .  $106^2 = 11,236$ .  $11,236 \pmod{289} = 289 \cdot 38 = 10,982$ .  $11,236 - 10,982 = 254$ .  $254^2 = 64,516$ .  $64,516 \pmod{289} = 289 \cdot 223 = 64,347$ .  $64,516 - 64,347 = 169$ .  $169 + 1 = 170 \neq 0$ .  $n = 107$ .  $107^2 = 11,449$ .  $11,449 \pmod{289} = 289 \cdot 39 = 11,271$ .  $11,449 - 11,271 = 178$ .  $178^2 = 31,684$ .  $31,684 \pmod{289} = 289 \cdot 109 = 31,491$ .  $31,684 - 31,491 = 193$ .  $193^2 = 37,249$ .  $37,249 \pmod{289} = 289 \cdot 128 = 37,072$ .  $37,249 - 37,072 = 177$ .  $177 + 1 = 178 \neq 0$ .  $n = 108$ .  $108^2 = 11,664$ .  $11,664 \pmod{289} = 289 \cdot 40 = 11,560$ .  $11,664 - 11,560 = 104$ .  $104^2 = 10,816$ .  $10,816 \pmod{289} = 289 \cdot 37 = 10,703$ .  $10,816 - 10,703 = 113$ .  $113^2 = 12,769$ .  $12,769 \pmod{289} = 289 \cdot 44 = 12,716$ .  $12,769 - 12,716 = 53$ .  $53^2 = 2,809$ .  $2,809 \pmod{289} = 289 \cdot 9 = 2,601$ .  $2,809 - 2,601 = 208$ .  $208^2 = 43,264$ .  $43,264 \pmod{289} = 289 \cdot 149 = 43,051$ .  $43,264 - 43,051 = 213$ .  $213 + 1 = 214 \neq 0$ .  $n = 109$ .  $109^2 = 11,881$ .  $11,881 \pmod{289} = 289 \cdot 40 = 11,560$ .  $11,881 - 11,560 = 321$ .  $321^2 = 103,161$ .  $103,161 \pmod{289} = 289 \cdot 357 = 103,153$ .  $103,161 - 103,153 = 8$ .  $8 + 1 = 9 \neq 0$ .  $n = 110$ .  $110^2 = 12,100$ .  $12,100 \pmod{289} = 289 \cdot 41 = 11,849$ .  $12,100 - 11,849 = 251$ .  $251^2 = 63,001$ .  $63,001 \pmod{289} = 289 \cdot 218 = 62,982$ .  $63,001 - 62,982 = 19$ . So,  $110^4 \equiv 19 \pmod{289}$ .  $19 + 1 = 20 \neq 0$ .  $n = 111$ .  $111^2 = 12,321$ .  $12,321 \pmod{289} = 289 \cdot 42 = 12,138$ .  $12,321 - 12,138 = 183$ .  $183^2 = 33,489$ .  $33,489 \pmod{289} = 289 \cdot 115 = 33,225$ .  $33,489 - 33,225 = 264$ .  $264^2 = 69,696$ .  $69,696 \pmod{289} = 289 \cdot 241 = 69,649$ .  $69,696 - 69,649 = 47$ .  $47 + 1 = 48 \neq 0$ .  $n = 112$ .  $112^2 = 12,544$ .  $12,544 \pmod{289} = 289 \cdot 42 = 12,138$ .  $12,544 - 12,138 = 406$ .  $406^2 = 164,916$ .  $164,916 \pmod{289} = 289 \cdot 570 = 164,830$ .  $164,916 - 164,830 = 86$ .  $86^2 = 7,396$ .  $7,396 \pmod{289} = 289 \cdot 25 = 7,225$ .  $7,396 - 7,225 = 171$ .  $171^2 = 29,584$ .  $29,584 \pmod{289} = 289 \cdot 102 = 29,478$ .  $29,584 - 29,478 = 106$ .  $106 + 1 = 107 \neq 0$ .  $n = 113$ .  $113^2 = 12,769$ .  $12,769 \pmod{289} = 289 \cdot 44 = 12,716$ .  $12,769 - 12,716 = 53$ .  $53^2 = 2,809$ .  $2,809 \pmod{289} = 289 \cdot 9 = 2,601$ .  $2,809 - 2,601 = 208$ .  $208^2 = 43,264$ .  $43,264 \pmod{289} = 289 \cdot 149 = 43,051$ .  $43,264 - 43,051 = 213$ .  $213 + 1 = 214 \neq 0$ .  $n = 114$ .  $114^2 = 12,996$ .  $12,996 \pmod{289} = 289 \cdot 44 = 12,716$ .  $12,996 - 12,716 = 280$ .  $280^2 = 78,400$ .  $78,400 \pmod{289} = 289 \cdot 271 = 78,319$ .  $78,400 - 78,319 = 81$ .  $81^2 = 6,561$ .  $6,561 \pmod{289} = 289 \cdot 22 = 6,358$ .  $6,561 - 6,358 = 203$ .  $203^2 = 41,209$ .  $41,20$

### Example G.3: Example of Question Omission

#### Query:

Q1: Let  $N$  be the greatest four-digit positive integer with the property that whenever one of its digits is changed to 1, the resulting number is divisible by 7. Let  $Q$  and  $R$  be the quotient and remainder, respectively, when  $N$  is divided by 1000. Find  $Q + R$ .

Q2: Alice chooses a set  $A$  of positive integers. Then Bob lists all finite nonempty sets  $B$  of positive integers with the property that the maximum element of  $B$  belongs to  $A$ . Bob's list has 2024 sets. Find the sum of the elements of  $A$ .

Answer the above questions one by one. Remember to put your final answer within `\boxed{}`.

#### Response:

Alright, so I have these two math problems to solve. Let me start with Q1. It says:

"Let  $N$  be the greatest four-digit positive integer with the property that whenever one of its digits is changed to 1, the resulting number is divisible by 7. Let  $Q$  and  $R$  be the quotient and remainder, respectively, when  $N$  is divided by 1000. Find  $Q + R$ ."

Okay, so  $N$  is a four-digit number, and if you change any one of its digits to 1, the new number is divisible by 7. We need to find  $N$ , then divide it by 1000 to get  $Q$  and  $R$ , and then add them together.

First, let me think about how to approach this. Since changing any digit to 1 results in a number divisible by 7, that gives us several conditions. Let's denote  $N$  as a four-digit number:  $N = ABCD$ , where  $A, B, C, D$  are its digits. Then, changing each digit one by one to 1 should result in a number divisible by 7.

So, changing  $A$  to 1:  $1BCD$  should be divisible by 7.

Changing  $B$  to 1:  $A1CD$  should be divisible by 7.

... (Reasoning content for Q1) ...

After checking various possibilities, we find that the valid number  $N$  is 5694.

When  $N = 5694$  is divided by 1000, the quotient  $Q$  is 56 and the remainder  $R$  is 94. Therefore, we compute  $Q + 10R$ :

$$Q + 10R = 56 + 10 \times 94 = 56 + 940 = 996$$

Thus, the final answer is `\boxed{996}`. (Missing answer for Q2)

Figure 16: Example of **Question Omission** error on DS-R1-Distill-Qwen-7B.

#### Example G.4: Example of Summary Error

##### Query:

Q1: Consider the paths of length 16 that follow the lines from the lower left corner to the upper right corner on an  $8 \times 8$  grid. Find the number of such paths that change direction exactly four times, like in the examples shown below.

```
[asy] size(7.5cm); usepackage("\tikz");
label("\begin{tikzpicture}[scale=.4] \draw(0,0)grid(8,8);

\draw[line width=2,red](0,0)--(2,0)--(2,3)--(5,3)--(5,8)--(8,8);

\end{tikzpicture}",origin);
```

```
label("\begin{tikzpicture}[scale=.4]\draw(0,0)grid(8,8);

\draw[line width=2,red](0,0)--(0,3)--(3,3)--(3,5)--(8,5)--(8,8);

\end{tikzpicture}",E); [/asy]
```

Q2: Rectangles  $ABCD$  and  $EFGH$  are drawn such that  $D, E, C, F$  are collinear. Also,  $A, D, H, G$  all lie on a circle. If  $BC = 16$ ,  $AB = 107$ ,  $FG = 17$ , and  $EF = 184$ , what is the length of  $CE$ ?

```
[asy] import graph; unitsize(0.1cm); pair A = (0,0); pair B = (70,0);

pair C = (70,16); pair D = (0,16); pair E = (3,16); pair F = (90,16); pair G = (90,33);

pair H = (3,33); dot(A^B^C^D^E^F^G^H); label("\$A\$", A, S);

label("\$B\$", B, S); label("\$C\$", C, N); label("\$D\$", D, N);

label("\$E\$", E, S); label("\$F\$", F, S); label("\$G\$", G, N);

label("\$H\$", H, N); draw(E--D--A--B--C--E--H--G--F--C); [/asy]
```

Answer the above questions one by one. Remember to put your final answer within `\boxed{}`.

##### Response:

Okay, so I have these two questions to solve. Let me start with the first one.

Q1 Paths on an 8x8 Grid

Alright, so the problem is about finding the number of paths of length 16 on an 8x8 grid that ...

... (Reasoning content for Q1) ...

Similarly, the second example alternates more, but I think the reasoning still holds. So, yeah, 294 seems correct. Therefore, the answer is 294.

Q2: Rectangles and Circle Problem

Alright, moving on to the second question. It's a geometry problem involving rectangles and a circle.

... (Reasoning content for Q2) ...

Therefore, regardless of the exact value of  $e$ ,  $CE$  is 201. Wait, that's interesting. Therefore,  $CE = 201$ . So, the exact value is 201. Therefore, the length of  $CE$  is 201. </think>

**Final Answer** To solve the first problem, we need to find the number of ways to arrange the letters of the rectangle  $ROOT$  such that the letters  $D$  and  $E$  are adjacent. 1. The word  $ROOT$  has 4 letters with two  $O$ 's. The distinct letters are  $R, O, O, T$ . 2. We treat the pair  $DE$  as a single letter, resulting in three units:  $DE, R, T$ . 3. These three units can be arranged in  $3! = 6$  ways. 4. However,  $DE$  can also be treated as  $ED$ , so we multiply by 2, giving 12 ways. 5. Considering the two  $O$ 's, the total number of distinct arrangements is 12. Thus, the number of ways is  $\boxed{12}$ .

(The answer to Q1 in the final answer is inconsistent with the answer given during the thinking process.)

For the second problem, we need to find the length of  $CE$  in a rectangle  $ABCD$  with specific conditions. ...

(Answer content for Q2) ...

Figure 17: Example of **Summary Error** on DS-R1-Distill-Qwen-7B.



### Example G.5: Example of Reasoning Error

#### Query:

Q1: Eight circles of radius 34 are sequentially tangent, and two of the circles are tangent to  $AB$  and  $BC$  of triangle  $ABC$ , respectively. 2024 circles of radius 1 can be arranged in the same manner. The inradius of triangle  $ABC$  can be expressed as  $\frac{m}{n}$ , where  $m$  and  $n$  are relatively prime positive integers. Find  $m + n$ .

[asy] pair A = (2,1); pair B = (0,0); pair C = (3,0); dot(A^^B^^C);

label("\\$A\\$", A, N); label("\\$B\\$", B, S); label("\\$C\\$", C, S);

draw(A--B--C--cycle);

for(real i=0.62; i<2.7; i+=0.29){ draw(circle((i,0.145), 0.145)); } [/asy]

Q2: Find the largest possible real part of  $(75 + 117i)z + \frac{96+144i}{z}$  where  $z$  is a complex number with  $|z| = 4$ . Answer the above questions one by one. Remember to put your final answer within  $\boxed{\phantom{000}}$ .

#### Response:

Okay, so I have these two problems to solve, Q1 and Q2. Let me try to tackle them one by one. I'll start with Q1 because it seems a bit more straightforward, even though I might need to think carefully.

#### Problem Q1:

Alright, so we have triangle  $ABC$  with two circles tangent to sides  $AB$  and  $BC$  respectively, each of radius 34. Then, there are 2024 circles of radius 1 arranged in the same manner. We need to find the inradius of triangle  $ABC$  expressed as a fraction  $m/n$ , where  $m$  and  $n$  are coprime, and then find  $m + n$ .

Hmm, okay. So, I recall that when circles are tangent to sides of a triangle and each other, it often relates to similar triangles or some kind of geometric progression. Maybe it's something to do with the inradius being built up by smaller circles?

... (Reasoning content for Q1) ...

Alternatively, maybe it's the geometric mean,  $\sqrt{(34 * 1)} = \sqrt{34}$ , but that's irrational. But since the problem states that the inradius can be expressed as  $m/n$ , where  $m$  and  $n$  are coprime integers, 35 is a reasonable answer. So, perhaps the answer is 35, so  $m + n = 36$ . Therefore, after all this thinking, I think the inradius is 35, so the answer is 36. Final Answer  $\boxed{36}$

Now, moving on to problem 2. We have the function  $f(x) = \frac{75+14x-x^2}{1+2x}$ , and we need to find the maximum value of the expression  $\frac{(75+117i-144j)}{f(i)-4}$  where  $i$  and  $j$  are complex numbers with  $|i| = |j| = 4$ . First, I need to understand what is being asked. We have a complex expression, and we need to find its maximum value as  $i$  and  $j$  range over complex numbers with magnitude 4. So, let me denote  $z = i$ ,  $w = j$ , with  $|z| = |w| = 4$ . Then, the expression becomes:  $\frac{75+117z-144w}{f(z)-4}$

... (Reasoning content for Q2) ...

Wait, maybe the maximum is 15, so the answer is 15, sum is 16. But to be honest, given that my calculations are not consistent, maybe the answer is 15. But to end, I think the maximum value is 15, so  $15/1$ , so  $15 + 1 = 16$ .

Final Answer Problem 2  $\boxed{16}$  (Errors occur in the reasoning process of Q1 and Q2.)

Figure 18: Example of Reasoning Error on DS-R1-Distill-Qwen-7B.