

Constructing Confidence Intervals for Infinite-Dimensional Functional Parameters by Highly Adaptive Lasso

Wenxin Zhang¹, Junming Shi¹, Alan Hubbard¹, and Mark van der Laan¹

¹Division of Biostatistics, University of California, Berkeley

July 15, 2025

Abstract

Estimating the conditional mean function is a central task in statistical learning. In this paper, we consider estimation and inference for a nonparametric class of real-valued càdlàg functions with bounded sectional variation [Gill et al., 1995], using the Highly Adaptive Lasso (HAL) [van der Laan, 2015, Benkeser and van der Laan, 2016, van der Laan, 2023], a well-established empirical risk minimizer over linear combinations of tensor products of zero or higher order spline basis functions under an L_1 norm constraint. Building on theoretical advances in pointwise asymptotic normality and uniform convergence rates for higher-order spline HAL estimators [van der Laan, 2023], this work focuses on constructing robust confidence intervals for HAL-based estimators of conditional means. First, to address regularization bias, we propose a targeted HAL with a debiasing step to remove the regularization bias of the targeted conditional mean and also consider a relaxed HAL estimator to reduce such bias within the working model. Second, we propose both global and local undersmoothing strategies to adaptively enlarge the working model and further reduce bias relative to variance. Third, we combine these estimation strategies with delta-method-based variance estimation to construct confidence intervals for the conditional mean based on HAL. Through extensive simulation studies, we evaluate different combinations of our estimation procedures, working model selection strategies, and confidence interval constructions. The results show that our proposed approaches substantially reduce bias relative to variance and yield confidence intervals with coverage rates close to nominal levels across different scenarios. We also provide practical recommendations for selecting among these strategies for different estimation objectives. Finally, we demonstrate the general applicability of our framework by estimating conditional average treatment effect (CATE) functions, highlighting how HAL-based inference methods extend to other infinite-dimensional, non-pathwise differentiable parameters.

1 Introduction

Highly Adaptive Lasso (HAL) [van der Laan, 2015, Benkeser and van der Laan, 2016] is a flexible nonparametric regression estimator that minimizes empirical risk over the class of càdlàg (right-continuous with left limits) functions with bounded sectional variation norms [Gill et al., 1995]. Rather than relying on local smoothness assumptions, HAL imposes a global smoothness constraint and achieves a fast $n^{-1/3}$ convergence rate (up to a logarithmic factor) with zero-order splines [Bibaut and van der Laan, 2019]. Recent work of van der Laan [2023] studies higher-order smoothness classes of càdlàg functions and shows that higher-order spline HAL has asymptotic normality and uniform convergence rate $n^{-\frac{m+1}{2m+3}}$ up to a logarithmic factor ($m = 1, 2, \dots$).

Building upon these advances, this work focuses on developing valid statistical inference procedures for Highly Adaptive Lasso estimators. Unlike the goal of risk minimization, providing statistical inference requires controlling bias relative to variance, which necessitates strategies beyond the standard cross-validated HAL fit that primarily targets mean squared error. To address the unique challenges of providing HAL-based inference for estimating conditional means, we investigate several strategies designed to reduce bias in pointwise estimator. First, we propose global and local undersmoothing strategies to adaptively select larger working models that target the need for providing inference. Second, we introduce Targeted HAL, which aims to reduce the regularization bias present in standard HAL estimators, particularly for conditional mean estimation. Finally, together with these different types of HAL estimators, we provide Wald-type confidence intervals using the delta method based on the HAL working models. We evaluate these point estimators, model selection strategies, and delta-method-based confidence intervals through extensive simulation studies, and provide practical recommendations tailored to different estimation goals.

Our approach is generally applicable to constructing HAL-based confidence intervals for other infinite-dimensional, non-pathwise-differentiable causal parameters, such as the conditional average treatment effect (CATE) with continuous covariates. We demonstrate how to estimate and infer CATE using our proposed HAL-based methods. Although CATE itself is not pathwise differentiable, it can be estimated by regressing doubly robust pseudo-outcomes (Rubin and van der Laan [2005], van der Laan and Rubin [2006], Kennedy [2023]) on baseline covariates using flexible learners such as HAL. Thus, the central question becomes how to provide valid inference for the conditional mean function estimated by HAL, a question that is the primary focus of this study.

The rest of this paper is organized as follows. Section 2 introduces the definitions of càdlàg

functions and HAL estimators with zero-order and first-order splines, along with their theoretical foundations for higher-order HALs. Section 3 discusses the regular HAL estimator and introduces two variations: targeted HAL and relaxed HAL, which are designed to minimize bias of the conditional mean according to the working model. This section also describes two undersmoothing methods specifically designed to select enlarged working models to further reduce bias relative to variance. Section 4 presents a series of simulation studies that assess the effectiveness of various combinations of HAL estimators and working model selectors. Section 5 outlines methods for constructing confidence intervals using the delta method based on HAL working model. The evaluation of the performance of different confidence intervals, constructed from these variance estimators and combined with various point estimators and model selectors, is discussed in Section 6. Section 7 demonstrates the application of our proposed methods to provide HAL-based estimation and inference for CATE. We summarize our findings and conclude in Section 8.

2 Defining Functional Estimation Problem and HAL-MLEs

2.1 Zero-Order HAL

We first introduce $D^{(0)}([0, 1]^d)$, a class of d -variate cadlag functions defined on a unit cube $[0, 1]^d$ with bounded sectional variation norm [Gill et al., 1995] and zero-order Highly Adaptive Lasso estimator for $D^{(0)}([0, 1]^d)$ [van der Laan, 2015, Benkeser and van der Laan, 2016, Bibaut and van der Laan, 2019]. According to Gill et al. [1995], any function $Q \in D^{(0)}([0, 1]^d)$ can be represented as

$$Q(x) = \int_{[0, x]} dQ(u) = \int_{u \in [0, 1]^d} \phi_u^0(x) dQ(u),$$

with basis function $\phi_u^0(x) := I(x \geq u) = \prod_{j=1}^d I(x_j \geq u_j)$ a tensor product of zero-order splines. For every non-empty $s \subset \{1, \dots, d\}$, we can define $E_s = \{(u(s), 0(-s)) : u \in [0, 1]^d\}$ as a s -specific zero edge of $[0, 1]^d$, which sets the coordinates in the complement of subset s equal to 0. As a convention, we include the empty subset $s = \emptyset$ in which case $E_\emptyset = \{0\}$. One can represent $dQ(u)$ as the sum measure over these disjoint complementary supports

$$dQ(u) = \sum_{s \subset \{1, \dots, d\}} I(u \in E_s) dQ(u(s), 0(-s)).$$

Therefore, any cadlag function $Q \in D^{(0)}([0, 1]^d)$ can also be written as

$$Q(x) = \int_{[0, x]} dQ(u) := Q(0) + \sum_{s \subset \{1, \dots, d\}, s \neq \emptyset} \int_{(0(s), 1(s)]} \phi_u^0(x(s)) Q(du(s), 0(-s)),$$

with $\|Q\|_v^* := \int_{[0,1]^d} |dQ(u)| = |Q(0)| + \sum_{s \subset \{1, \dots, d\}, s \neq \emptyset} \int_{(0(s), 1(s)]} |Q(du(s), 0(-s))|$ defined as the sectional variation norm of Q : the sum of the variation norms of the measures on every s -specific section over $s \subset \{1, \dots, d\}$.

van der Laan [2015], Benkeser and van der Laan [2016] propose to use discrete measure with l support points to approximate the presentation of Q . For each subset $s \subset \{1, \dots, d\}$, define $Q_{l,s,j}$ be discrete approximation of $Q(du(s), 0(-s))$ with support points given by $(u_{s,j} : j)$. Then $Q(x)$ can be approximated by

$$Q_l(x) = Q(0) + \sum_{s \in \{1, \dots, d\}} \sum_j \phi_{u_{s,j}}^0(x) dQ_{l,s,j},$$

with variation norm $\|Q_l(x)\|_v = Q(0) + \sum_{s \in \{1, \dots, d\}} \sum_j \phi_{u_{s,j}}^0(x(s)) |dQ_{l,s,j}|$.

Suppose we observe n i.i.d samples (x_i, y_i) ($i = 1, \dots, n$) with $x_i = (x_{i,1}, \dots, x_{i,d}) \in \mathbb{R}^d$, $y_i \in \mathbb{R}$. These samples naturally provides support points $\{x_i(s)\}$ for each unit i and subset s . Then the approximation of Q can be defined as

$$Q_\beta(x) = \beta_0 + \sum_{s \subset \{1, \dots, d\}} \sum_{i=1}^n \beta_{s,i} \phi_{x_i(s)}^0(x(s)) = \beta_0 + \sum_{s \subset \{1, \dots, d\}} \sum_{i=1}^n \beta_{s,i} I(x(s) \geq x_i(s))$$

Accordingly, a zero-order HAL-MLE can be defined by solving the following loss-based minimization problem over the following class

$$\mathcal{Q}_{n,C} = \left\{ Q_\beta(x) : \beta_0 + \sum_{s \subset \{1, \dots, d\}} \sum_{i=1}^n |\beta_{s,i}| < C \right\}$$

for some constant C . We define $Pf := \int f(o) dP(o)$ for a function f with a data generating distribution P that generates data $O \sim P$. We denote $P_n f := \int f(o) dP_n(o)$ under empirical distribution P_n . With an appropriately defined loss $L(\cdot)$, the zero-order HAL-MLE is defined as

$$Q_n = \underset{\beta: \beta_0 + \sum_{s \subset \{1, \dots, d\}} \sum_{i=1}^n |\beta_{s,i}| < C_n^u}{\operatorname{argmin}} P_n L(Q_\beta),$$

where C_n^u is a data-adaptive cross-validation or undersmoothed selector of bounded sectional variation norm for the working model with basis functions of $\phi_{x_i(s)}^0$'s. Bibaut and van der Laan [2019] shows the L_2 rate of convergence of $O(n^{-\frac{1}{3}})$ up till a log-n factor for zero-order HAL-MLE.

2.2 First-Order and Higher-Order HALs

van der Laan [2023] further defines a m -th order smoothness class $D^{(m)}([0,1]^d)$ ($m = 1, 2, \dots$) on $[0,1]^d$, which includes functions whose m -th-order Lebesgue Radon-Nikodym derivatives are

themselves real-valued cadlag function with bounded sectional variation norm. Like the zero-order HAL MLE, one can construct a higher order HAL-MLE that uses m -th order splines to estimate the target function in $D^{(m)}([0, 1]^d)$. For the first order ($m = 1$), the approximation of $Q^{(1)} \in D^{(1)}([0, 1]^d)$ can be written by

$$Q_{\beta}^{(1)}(x) = \beta_0 + \sum_{s \subset \{1, \dots, d\}} \sum_{i=1}^n \beta_{s,i} \phi_{x_i(s)}^1(x(s)), \quad (1)$$

where $\phi_u^1(x) = (x - u)I(x \geq u)$. The first-order HAL-MLE can be defined as

$$Q_n^{(1)} = \underset{\beta: \beta_0 + \sum_{s \subset \{1, \dots, d\}} \sum_{i=1}^n |\beta_{s,i}| < C_n^u}{\operatorname{argmin}} P_n L(Q_{\beta}^{(1)}).$$

One can consider the second-order spline function for is $\phi_u^2(x) = \frac{1}{2}(x - u)^2 I(x \geq u)$ or higher-order spline basis functions to fit higher-order HAL-MLEs. Moreover, van der Laan [2023] establishes uniform covering number and entropy bounds for these higher-order HAL estimators, and shows that the m -th order spline HAL-MLE achieves asymptotic normality and a uniform convergence rate of $n^{-\frac{m+1}{2m+3}}$ up to logarithmic factors. These theoretical results provide the foundation for constructing confidence intervals for conditional means based on HAL working models, as investigated in this paper.

3 Pointwise Estimation

3.1 Estimation and Inference Using a HAL Working Model

3.1.1 Regular HAL

Suppose there are K candidate working models for HAL-MLE indexed by a series of monotonically increasing L_1 norm constraints M_1, \dots, M_K . For each L_1 -norm constraint M_k ($k = 1, \dots, K$), we obtain a first-order ($m=1$) HAL estimator with the form of $\phi_{n,k}^T \beta_{n,k}^{hal}$, where $\phi_{n,k}^T$ and $\beta_{n,k}^{hal}$ are basis functions and their coefficients in the k -th HAL-MLE (denoted by $Q_{n,k}$) in the form of equation (1). We consider only retaining basis functions with non-zero coefficients in $\beta_{n,k}^{hal}$. Suppose there are s_k non-zero coefficients in $\beta_{n,k}^{hal}$, then we ensure that $\beta_{n,k}^{hal} \in \mathbb{R}^{s_k}$. We define $\phi_k := (\tilde{\phi}_{k,1}, \dots, \tilde{\phi}_{k,s_k})$ as the set of s_k basis spline functions that corresponds to the non-zero coefficients in $\beta_{n,k}^{hal}$. Therefore, we obtain a working model that is represented as linear combinations of these basis functions in $\beta_{n,k}^{hal}$.

We define $Q_{0,k}(x) = \phi_k^T(x)\beta_{0,k}$, where

$$\beta_{0,k} := \underset{\beta \in \mathbb{R}^{s_k}}{\operatorname{argmin}} P_0 L(\phi_k \beta) = \underset{\beta \in \mathbb{R}^{s_k}}{\operatorname{argmin}} P_0 (Y - \phi_k^T(X)\beta)^2.$$

One can treat $Q_{0,k}(x)$ as the projection of true conditional mean function $Q_0(x)$ on the linear span of basis functions in ϕ_k .

For any test point $\tilde{x} = (\tilde{x}_1, \dots, \tilde{x}_d) \in \mathbb{R}^d$, we use

$$\phi_k(\tilde{x}) = (\tilde{\phi}_{k,1}(\tilde{x}), \dots, \tilde{\phi}_{k,s_k}(\tilde{x}))^T \in \mathbb{R}^{s_k}$$

to denote a transformation of \tilde{x} by basis functions in ϕ_k . For a given point \tilde{x} , we use $\psi(\tilde{x}) := Q_0(\tilde{x}) = E(Y|X = \tilde{x})$ to denote the true conditional mean of Y given \tilde{x} . We define $\psi_k(\tilde{x}) := Q_{0,k}(\tilde{x}) = \phi_k^T(\tilde{x})\beta_{0,k}$ as the conditional mean of Y given \tilde{x} evaluated by function $Q_{0,k}(x)$.

We note that $\beta_{n,k}^{hal}$ in regular HAL is subject to the L_1 -norm constraint $\|\beta\|_1 \leq M_k$. The L_1 -norm constraint may result in a choice of less complex model compared to the true model, and the linear combination of basis functions in ϕ_k may not well approximate ψ_k . This may raise a projection bias between the true target estimand $\psi(\tilde{x})$ and $\psi_k(\tilde{x}) = \phi_k^T(\tilde{x})\beta_{0,k}$. On the other hand, even when the linear combination of basis functions in ϕ_k is rich enough to approximate the true function, the regular HAL estimator $\phi_k^T(\tilde{x})\beta_{n,k}$ might be subject to regularization bias from $\beta_{0,k}$ within the working model represented by ϕ_k . That is because the score equation $P_n D_{P_n, \phi_k, \tilde{x}}(\beta_{n,k}^{hal})$, which will be introduced in the next subsection, may not be fully solved to zero due to the L_1 regularization constraint $\|\beta\|_1 \leq M_k$.

We then explore several solutions to mitigate two potential sources of bias. In Section 3.1.2 and 3.1.3, we introduce two additional HAL estimators to address bias arising from regularization in a fixed model, represented as $\{\sum \phi_k^T \beta : \beta \in \mathbb{R}^{s_k}\}$. In Section 3.2, we present two undersmoothing techniques designed to counteract potential projection bias.

3.1.2 Relaxed HAL

Suppose the true distribution of P_0 follows a working model which is linearly represented by basis functions ϕ_k , then $\beta_{0,k}$ is the solution of a score equation $P_0 \phi_k(X)(Y - \phi_k^T(X)\beta) = 0$. The efficient influence function of $\beta_{0,k}$ at P_0 is

$$D_{P_0, \phi_k}(\beta_{0,k})(O) = P_0 (\phi_k(X)\phi_k(X)^T)^{-1} \phi_k(X)(Y - \beta_{0,k}^T \phi_k(X)).$$

We define $\beta_{n,k}^{relax} := \underset{\beta \in \mathbb{R}^{s_k}}{\operatorname{argmin}} \sum_{i=1}^n (Y_i - \phi_k^T(X_i)\beta)^2$, using the superscript *relax* to imply that

$\beta_{n,k}^{relax}$ is refitted under the working model without L_1 restriction $\|\beta\|_1 \leq M_k$, thus it completely solves the score equation van der Laan et al. [2023].

We use $\Phi_{n,k} := (\phi_k(X_1), \dots, \phi_k(X_n))^T$ to denote a $n \times s_k$ matrix outputed from by applying s_k basis functions within ϕ_k to the design matrix $(X_1, \dots, X_n)^T$ in the training data. By applying delta method, we obtain the efficient influence function of conditional mean $\phi_k(\tilde{x})$ at P_0 as follows:

$$D_{P_0, \phi_k, \tilde{x}}(\beta_{0,k})(O) := \phi_k(\tilde{x})^T P_0 (\phi_k(X) \phi_k(X)^T)^{-1} \phi_k(X) (Y - \beta_{0,k}^T \phi_k(X)).$$

Thus we have

$$\sqrt{n}(\phi_k(\tilde{x})^T \beta_{n,k}^{relax} - \phi_k(\tilde{x})^T \beta_{0,k}) \xrightarrow{d} N(0, V_{0,k,\tilde{x}})$$

under some regular assumptions in Van der Vaart [2000], where $V_{0,k,\tilde{x}} := P(D_{P_0, \phi_k, \tilde{x}}(\beta_{0,k}))^2$ and can be estimated by $V_{n,k,\tilde{x}}(\beta_{n,k}^{relax}) := \frac{1}{n} \sum_{i=1}^n (D_{P_n, \phi_k, \tilde{x}}(\beta_{n,k}^{relax})(O_i)^2)$. We call $\beta_{n,k}^{relax}$ the relaxed HAL under the working model represented by basis functions in ϕ_k . Unlike the regular HAL-MLE $\phi_k(\tilde{x})^T \beta_{n,k}^{hal}$ under the L_1 -norm constraint $\|\beta\|_1 \leq M_k$, the relaxed HAL is not subject to that restriction.

3.1.3 Targeted HAL

From now on, we slightly abuse the notation by defining $\psi_{\tilde{x}}(\beta)$ as the point estimate of a test point \tilde{x} based on a vector of non-zero coefficients β and the corresponding basis functions ϕ . For example, with the k -th set of basis functions ϕ_k and non-zero coefficients β_k , $\psi_{\tilde{x}}(\beta_k)$ denotes the point estimate $\phi_k(\tilde{x})^T \beta_k$, based on the k -th set of basis functions ϕ_k and coefficients β_k .

We consider the case where one obtains an initial estimate of $\beta_{n,k}^{init}$ for $\beta_{0,k}$ in each working model represented by ϕ_k (e.g., the working model selected by cross-validation selector) and consequently obtain an initial estimate $\psi_{\tilde{x}}(\beta_{n,k}^{init}) := \phi_k(\tilde{x})^T \beta_{n,k}^{init}$ of $\psi_{\tilde{x}}(\beta)$. One can apply a one-step debiasing procedure *targeted* for reducing bias in $\psi_{\tilde{x}}(\beta)$, by updating $\psi_{\tilde{x}}(\beta_{n,k}^{init})$ as follows:

$$\psi_{\tilde{x}}^{target}(\beta_{n,k}^{init}) := \psi_{\tilde{x}}(\beta_{n,k}^{init}) + P_n D_{P_n, \phi_k, \tilde{x}}(\beta_{n,k}^{init}).$$

If we treat ϕ_k as a fixed set of basis functions, then under some regular assumptions we have that

$$\sqrt{n} \left(\psi_{\tilde{x}}^{target}(\beta_{n,k}^{init}) - \phi_k(\tilde{x})^T \beta_{0,k} \right) \xrightarrow{d} N(0, V_{0,k,\tilde{x}}),$$

where $V_{0,k,\tilde{x}}$ can be estimated by $V_{n,k,\tilde{x}}(\beta_{n,k}^{init}) := \frac{1}{n} \sum_{i=1}^n (D_{P_n, \phi_k, \tilde{x}}(\beta_{n,k}^{init})(O_i)^2)$. In practice, running regular HAL with cross-validation procedure naturally returns K working models and K sets of

coefficients $\beta_{n,k}^{hal}$ as initial estimates of $\beta_{0,k}$. Therefore, we can directly obtain a point estimator $\psi_{\tilde{x}}^{target}(\beta_{n,k}^{hal})$ using this one-step debiasing procedure:

$$\psi_{\tilde{x}}^{target}(\beta_{n,k}^{hal}) := \psi_{\tilde{x}}(\beta_{n,k}^{hal}) + P_n D_{P_n, \phi_k, \tilde{x}}(\beta_{n,k}^{hal}).$$

The debiasing step aims to remove the regularization bias of $\beta_{n,k}^{hal}$ within the working model, and this method is more convenient than rerun a relaxed HAL because it does not need to refit the model on the training data.

3.2 Cross-validation and Undersmoothing Selectors for Working Models

3.2.1 Cross-validation Selector for HAL

Running regular HAL naturally returns multiple models that differ in their sectional variation norms. This necessitates a model-selection strategy that serves for various objectives for providing robust inference. The regular model selector of HAL chooses one of the candidate working models such that its regular HAL-MLE minimizes the cross-validated mean squared error (CV-MSE), which aims to balance bias and variance. We refer to this selection method as “cross-validation selector” of the working model. However, when constructing confidence intervals, it is crucial to prioritize reducing bias relative to variance. Therefore, the typical CV-MSE minimization approach may not be ideal, as it does not sufficiently prioritize reducing bias in the context of confidence interval construction.

Moreover, when our target is to provide a confidence interval for the conditional mean of a user-specific test point, the model returned by the cross-validation selector was not targeted for reducing bias for that specific test point. When the functional form of the working model is overly simplistic to estimate the target, it is possible that projection bias ($Q_{0,k}(\tilde{x}) - Q_0(\tilde{x})$) arises for some test points \tilde{x} . On the other hand, even with a sufficiently large working model, we may still encounter regularization bias from the L_1 restriction.

To address these issues, we propose two undersmoothing methods for HAL-based inference on for general conditional mean functions. Undersmoothing methods intentionally select working models subject to a L_1 norm bound that is larger than that selected by cross-validation. This helps to mitigate the risks of both projection bias and regularization bias, by allowing more basis functions for the working model and reducing the impact of penalty-driven shrinkage on coefficient estimates.

3.2.2 Locally Undersmoothed HAL

Recall that we have K candidate working models represented by K sets of basis functions ϕ_1, \dots, ϕ_K . Instead of the cross-validation-selected working model used in the regular HAL, we propose an undersmoothing strategy to incrementally move towards a candidate working model with larger sectional variation norm. This deliberate model expansion continues until a measure of the ratio of bias versus standard error of the estimator is sufficiently small, which is a critical condition for constructing a confidence interval with desirable coverage properties. Specifically, for a single evaluation point \tilde{x} , this undersmoothing method selects the first model that satisfies the following criteria:

$$k_{local-u} := \min_k \left\{ k \in \{k_{cv}, \dots, K\} : \frac{|P_n D_{P_n, \phi_k, \tilde{x}}(\beta_{n,k}^{hal})|}{\sqrt{P_n \left(D_{P_n, \phi_{k_{cv}}, \tilde{x}}(\beta_{n,k_{cv}}^{hal}) \right)^2 / n}} \leq \frac{1}{\log(n)} \right\},$$

which we call ‘‘Locally Undersmoothing’’. The Locally-Undersmoothed HAL-MLE for $E(Y|\tilde{x})$ is

$$\psi_{\tilde{x}}(\beta_{n,k_{local-u}}^{hal}) := \phi_{k_{local-u}}(\tilde{x})\beta_{n,k_{local-u}}^{hal}.$$

The spirit of this undersmoothing method is to expand the working model until the bias versus standard error is sufficiently small for a good coverage rate of our confidence intervals¹. Both bias and standard error are defined by empirical mean of efficient influence function of the conditional mean under the working model. To facilitate a consistent and objective evaluation of the performance across various undersmoothed working models ϕ_k , particularly concerning their capacity for bias reduction, we employ the standard error $\frac{1}{\sqrt{n}} \sqrt{P_n \left[D_{P_n, \phi_{k_{cv}}, \tilde{x}}(\beta_{n,k_{cv}}^{hal}) \right]^2}$ as the denominator. This choice is strategic: by maintaining the standard error as a fixed reference point — specifically, that derived from applying delta method to the coefficients under the working model selected by cross-validation procedure, we ensure that all comparisons are grounded on a common baseline. Such a fixed denominator allows for a ‘fair comparison’ by isolating changes in the bias while the denominator remains constant across different models.

3.2.3 Globally Undersmoothed HAL

Furthermore, consider a scenario with J distinct test points $(\tilde{x}_1, \dots, \tilde{x}_J)$. When constructing confidence models for multiple test points, one might pursue a single undersmoothed model instead of using different undersmoothed models for all test points of interest. To achieve this, we propose a

¹We use the threshold $\frac{1}{\log(n)}$ as an undersmoothing criteria following van der Laan et al. [2019], where an undersmoothed version of HAL is applied to obtain an efficient plug-in estimator for pathwise-differentiable parameters.

globally undersmoothing approach aimed at selecting a working model $Q_n(x)$, denoted as $\phi_{k_{global-u}}$, such that,

$$k_{global-u} = \underset{k \in \{k_{cv}, \dots, K\}}{\operatorname{argmax}} \frac{1}{J} \sum_{j=1}^J I \left(\frac{|P_n D_{P_n, \phi_k, \tilde{x}_j}(\beta_{n,k}^{hal})|}{\sqrt{\frac{1}{n} P_n \left(D_{P_n, \phi_{k_{cv}}, \tilde{x}_j}(\beta_{n,k_{cv}}^{hal}) \right)^2}} \leq \frac{1}{\log(n)} \right).$$

With a globally-undersmoothed working HAL model represented by basis functions indexed by $k_{global-u}$, the Globally-Undersmoothed HAL-MLE for every $E(Y|\tilde{x}_j)$ is $\phi_{k_{global-u}}(\tilde{x}_j)\beta_{n,k_{global-u}}^{hal}$.

While global undersmoothing aims to maximize average coverage probability across all points, its performance is not guaranteed to always align with the working models identified by local undersmoothing strategies. In some instances, the global undersmoothing might result in the selection of a L_1 norm that does not conform to every locally undersmoothed solution, particularly when the evaluation points $(\tilde{x}_1, \dots, \tilde{x}_J)$ exhibit heterogeneity in how well their conditional expectations can be approximated by working models with different complexity. Such undersmoothed working models might not completely remove the risk regularization bias in finite sample. For example, in the practical implementation of undersmoothing HAL, one might want to set an upper bound of L_1 norm to avoid huge variance. To minimize such possible regularization bias, we introduce targeted HAL-MLEs in Section 3.1.3 for estimating $E(Y|\tilde{x})$. These targeted estimators are based on the working model selected using both local and global undersmoothing techniques:

$$\begin{aligned} \psi_{\tilde{x}}^{target}(\beta_{n,k_{local-u}}^{hal}) &:= \phi_{k_{local-u}}(\tilde{x})^T \beta_{n,k_{local-u}}^{hal} + P_n D_{P_n, \phi_{k_{local-u}}, \tilde{x}}(\beta_{n,k_{local-u}}^{hal}); \\ \psi_{\tilde{x}}^{target}(\beta_{n,k_{global-u}}^{hal}) &:= \phi_{k_{global-u}}(\tilde{x})^T \beta_{n,k_{global-u}}^{hal} + P_n D_{P_n, \phi_{k_{global-u}}, \tilde{x}}(\beta_{n,k_{global-u}}^{hal}). \end{aligned}$$

4 Simulation Study of Point Estimator Performance

In this section, we implement a series of numerical studies to evaluate the finite-sample performance of various point estimators across different scenarios. We evaluate the nine distinct HAL estimators (Table 1) based on first-order spline HALs, each derived from a combination of three working model selectors (CV, Globally Undersmoothing, and Locally Undersmoothing) and three pointwise estimation methods (regular HAL, targeted HAL and relaxed HAL) based on the selected working models as we discussed above.

Table 1: Nine HAL point estimators formed by combining three working model selectors (rows) and three estimation methods (columns). Each label (e.g., `cv.targeted`) denotes a unique estimator configuration.

Model Selector \ Estimation	Regular HAL	Targeted HAL	Relaxed HAL
Cross-Validation	cv.regular	cv.targeted	cv.relax
Global Undersmoothing	global-u.regular	global-u.targeted	global-u.relax
Local Undersmoothing	local-u.regular	local-u.targeted	local-u.relax

4.1 Simulation Setup

For our simulations, we train each estimator using sample sizes of 250, 500, 1000, and 2000. We then measure their performance over 20 test points, which are generated from the same distributions. We consider three types of data-generating distributions. For each type, we examine three dimensions for the covariates $X = (X_1, \dots, X_d) \in \mathbb{R}^d$, where $d \in \{1, 3, 5\}$. The distribution of X is as follows:

$$\begin{aligned}
X_1 &\sim \text{Uniform}(-4, 4) \quad ; \quad X_2 \sim \text{Uniform}(-4, 4) \quad ; \\
X_3 &\sim \text{Bernoulli}(0.5) \quad ; \quad X_4 \sim \text{Normal}(0, 1) \quad ; \\
X_5 &\sim \text{Gamma}(2, 1).
\end{aligned}$$

For each data-generating distribution, Y is generated by $Q_0(X) + \epsilon$, where Q_0 is the true conditional mean function and $\epsilon \sim N(0, 1)$. In Scenario 1, $Q_0(x)$ are defined as follows:

- $d = 1$: $Q_0(x) = 0.05x_1 + 0.04$;
- $d = 3$: $Q_0(x) = 0.07x_1 - 0.28x_1x_2 + 0.05x_2 + 0.25x_3x_2$;
- $d = 5$: $Q_0(x) = 0.1x_1 - 0.3x_1x_3 + 0.25x_2 + 0.5x_3x_2 - 0.5x_4 + 0.04x_5x_4 - 0.1x_5$.

In Scenario 2, $Q_0(x)$ are defined as follows:

- $d = 1$: $Q_0(x) = 0.05x_1 + 0.04x_1^2$;
- $d = 3$: $Q_0(x) = 0.07x_1 - 0.28x_1^2 + 0.05x_2 + 0.25x_2x_3$;
- $d = 5$: $Q_0(x) = 0.1x_1 - 0.3x_1^2 + 0.25x_2 + 0.5x_2x_3 - 0.5x_4 + 0.04x_5^2 - 0.1x_5$.

In Scenario 3, $Q_0(x)$ are defined as follows:

- $d = 1$: $Q_0(x) = \sigma(x_1)$;
- $d = 3$: $Q_0(x) = \sigma(-2x_1I(x_1 > -0.5) - x_3 + 2x_2x_3)$;
- $d = 5$: $Q_0(x) = \sigma(-2x_1I(x_1 > -0.5) - x_3 + 2x_2x_3 - 0.5x_4 + x_4x_5 - 0.25x_5)$,

where $\sigma : \mathbb{R} \rightarrow (0, 1)$ is a sigmoid function $\sigma(x) = \frac{1}{1+e^{-x}}$.

The three scenarios vary in the difficulty of approximating the true function with first-order splines. In Scenario 1, Q_0 can be well approximated by first-order splines, as it only includes first-order terms. In Scenario 2, the inclusion of quadratic terms increases the challenge for HAL splines to approximate Q_0 . In Scenario 3, the true function’s non-linear nature further complicates the approximation by first-order HAL splines.

Focusing on statistical inference, we assess each estimator’s ability to reduce bias relative to variance. Additionally, we evaluate the coverage of Wald-type “oracle confidence intervals”, which is constructed using the standard deviation of each estimator over 500 Monte Carlo runs, which we refer to as “oracle standard error.”

4.2 Results

Figure 1 shows boxplots of the bias of point estimators across test points for all scenarios. For the same type of point estimator, those based on a working model selected through local undersmoothing exhibit smaller bias compared to those chosen by global undersmoothing, which in turn show less bias than those selected via cross-validation. This pattern is consistent across all scenarios, particularly for higher dimensions.

When comparing different pointwise estimators under the same working model selector, both targeted HAL and relaxed HAL reduce bias compared to regular HAL, which is constrained by the L_1 -norm restriction. Specifically, targeted HAL and relaxed HAL are particularly effective in reducing bias when $d = 3, 5$ in Scenario 1, $d \in \{3, 5\}$ in Scenario 2, and across all dimensions in Scenario 3. The bias in these cases is further diminished with the combination of undersmoothing and either targeted HAL or relaxed HAL.

To provide a more comprehensive understanding of the bias of all point estimators with different working model selectors, Figure 2 presents regularization bias and projection bias of regular HAL. These are measured by the absolute value of $\psi_{\tilde{x}}(\beta_{n,k}^{hal}) - \psi_{\tilde{x}}(\beta_{n,k}^{relax})$ and the absolute value of $\psi_{\tilde{x}}(\beta_{n,k}^{relax}) - Q_0(\tilde{x})$. Most scenarios show regularization bias for regular HAL in CV-selected working model. In Scenario 1, regularization bias is larger than projection bias at $d = 1$, while their scales

are similar at $d = 3$ and $d = 5$. In Scenario 2, for $d = 1$, the regularization bias is negligible. For $d = 3$ and $d = 5$, the two biases are comparable. In Scenario 3, the two biases are similar in $d = 1$ and $d = 3$, while the projection bias is consistently larger than the regularization bias at $d = 5$. In contrast, both undersmoothing methods effectively decrease both types of bias in all scenarios, with local undersmoothing more effective than global undersmoothing in bias reduction. This explains why undersmoothing, combined with targeting or relaxed HAL estimators, is effective in reducing bias in most scenarios.

In Figure 3, we present the ratio of bias over oracle standard error of the point estimators, which is an important metric for assessing their potential to make statistical inference. This reduction is particularly evident across all dimensions in Scenario 1, for $d \in \{3, 5\}$ in Scenario 2, and across all dimensions in Scenario 3. In particular, the combination of undersmoothing and targeted (or relaxed) HAL effectively reduces the ratio of bias to oracle standard error from above the recommended threshold of $\frac{1}{\log(n)}$ to below for most test points in Scenarios 1 and 2 for $d \in \{3, 5\}$, and in Scenario 3 for $d \in \{1, 3\}$. Even in the most challenging case of $d = 5$ in Scenario 3, undersmoothing and targeted (or relaxed) HAL are effective in reducing that ratio toward the threshold.

Finally, we study the performance of Wald-type oracle confidence intervals that are constructed using point estimators and their Monte Carlo standard deviation across 500 runs. Figure 4 shows boxplots of the coverage probabilities of oracle confidence intervals for all point estimators across all test points. When the dimension $d = 1$, all combinations of point estimators and model selectors achieve the nominal coverage probability of 95% for all test points. However, when the dimensions are $d = 3$ and $d = 5$, the oracle confidence intervals for regular HAL-MLEs fail to achieve the nominal coverage rate for some test points, particularly in Scenario 2 and Scenario 3. While undersmoothing improves coverage probabilities for some of these test points, there are still other points where the oracle confidence intervals do not perform well. In contrast, the coverage probabilities of oracle confidence intervals for targeted and relaxed HALs achieve the nominal 95% coverage rate for $d = 3$ in Scenario 2 and Scenario 3, even without undersmoothing. However, their coverage probabilities are off for some test points when $d = 5$. Undersmoothing improves their coverage rates in these challenging cases. In comparison, targeted HAL and relaxed HAL achieve the nominal oracle coverage in most scenarios without undersmoothing. In Scenario 3 and $d = 5$, their oracle coverage probabilities are slightly below 95% based on working model selected by cross-validation, while global undersmoothing improves them, and local undersmoothing further

brings them closer to the nominal level. These results support the asymptotic normality property of the higher-order spline HAL.

5 Variance Estimators and Confidence Intervals

Recall that given a HAL working model represented by linear combinations of basis functions in ϕ_k , one can consider applying the delta method to estimate the variance of the HAL estimate of the conditional mean of \tilde{x} . Let $\hat{\sigma}_{n,k,\tilde{x}}^{hal}(\beta_{n,k}^{hal}) := \sqrt{\frac{1}{n} P_n D_{P_n, \phi_k, \tilde{x}}^2(\beta_{n,k}^{hal})}$. We construct $[\psi_{\tilde{x}}(\beta_{n,k}^{hal}) - z_{1-\frac{\alpha}{2}} \hat{\sigma}_{n,k,\tilde{x}}^{hal}(\beta_{n,k}^{hal}), \psi_{\tilde{x}}(\beta_{n,k}^{hal}) + z_{1-\frac{\alpha}{2}} \hat{\sigma}_{n,k,\tilde{x}}^{hal}(\beta_{n,k}^{hal})]$, and $[\psi_{\tilde{x}}^{target}(\beta_{n,k}^{hal}) - z_{1-\frac{\alpha}{2}} \hat{\sigma}_{n,k,\tilde{x}}^{hal}(\beta_{n,k}^{hal}), \psi_{\tilde{x}}^{target}(\beta_{n,k}^{hal}) + z_{1-\frac{\alpha}{2}} \hat{\sigma}_{n,k,\tilde{x}}^{hal}(\beta_{n,k}^{hal})]$, as confidence intervals for regular HAL-MLE and targeted HAL respectively, where $z_{1-\frac{\alpha}{2}}$ is the $1 - \frac{\alpha}{2}$ -quantile of standard normal distribution ($\alpha = 0.05$). For relaxed HAL, the confidence interval is $[\psi_{\tilde{x}}(\beta_{n,k}^{relax}) - z_{1-\frac{\alpha}{2}} \hat{\sigma}_{n,k,\tilde{x}}^{relax}(\beta_{n,k}^{relax}), \psi_{\tilde{x}}(\beta_{n,k}^{relax}) + z_{1-\frac{\alpha}{2}} \hat{\sigma}_{n,k,\tilde{x}}^{relax}(\beta_{n,k}^{relax})]$, where $\hat{\sigma}_{n,k,\tilde{x}}^{relax}(\beta_{n,k}^{relax}) := \sqrt{\frac{1}{n} P_n D_{P_n, \phi_k, \tilde{x}}^2(\beta_{n,k}^{relax})}$.

We also considered a conservative confidence interval to account for possible projection error between the working model and true model. Specifically, we introduce an adaptive penalty factor to adjust the width of delta-method based confidence interval, with the rationale is that if the within-model bias of the fitted HAL under a working model is not sufficiently small (quantified by how the score equation for the conditional mean of \tilde{x} is sufficiently solved by the HAL fit indexed by its coefficient denoted by $\beta_{n,k}$), then we conservatively expect a projection error between the working model and the true model, with a similar scale. For the working model represented by the k -th set basis functions and the associated coefficient $\beta_{n,k}$ in the fitted HAL, we define an adaptive penalty factor γ as $\gamma_{n,k,\tilde{x}}(\beta_{n,k}) := \max(\frac{|P_n D_{P_n, \phi_k, \tilde{x}}(\beta_{n,k})|}{\sqrt{\frac{1}{n} P_n D_{P_n, \phi_k, \tilde{x}}^2(\beta_{n,k})}}, \frac{1}{\log(n)})$. We use $\hat{\psi}_{n,k,\tilde{x}}$ and $\hat{\sigma}_{n,k,\tilde{x}}$ to denote the point estimate and standard error estimator used for constructing regular confidence intervals based on the k -th working model introduced above. Using the adaptive penalty factor, we define their conservative confidence interval as $[\hat{\psi}_{n,k,\tilde{x}} - z_{1-\frac{\alpha}{2}} \hat{\sigma}_{n,k,\tilde{x}}^{consv}, \hat{\psi}_{n,k,\tilde{x}} + z_{1-\frac{\alpha}{2}} \hat{\sigma}_{n,k,\tilde{x}}^{consv}]$, where $\hat{\sigma}_{n,k,\tilde{x}}^{consv} = \hat{\sigma}_{n,k,\tilde{x}} \sqrt{(1 + \gamma_{n,k,\tilde{x}}(\beta_{n,k}))^2}$. Such conservative confidence intervals are more useful in regular and targeted HAL, while relaxed HAL is minimally inflated as it already solves the score equation under the working model.

6 Simulation Study of Confidence Interval Performance

In this section we evaluate variance estimators and delta-method-based confidence intervals of HAL. We follow the simulation setup described in Section 4.1 and use the results of oracle confidence

intervals from Section 4.2 as benchmarks for comparison. In Figure 5, we compare the width of confidence intervals based on the delta method with the width of the oracle confidence intervals, where the width of oracle confidence intervals is a built upon Monte Carlo standard deviation. These ratios compare our variance estimators' performance to the oracle variance estimator, which already achieves nominal coverage probabilities via oracle Wald-type confidence intervals, as discussed above. The results show that the delta-method-based variance estimator tends to underestimate the true variance for targeted HAL or relaxed HAL in most scenarios with a small sample size. As the sample size increases and undersmoothing is applied, the ratio of the width of delta-method-based confidence intervals to the width of oracle confidence intervals approaches 1.

In comparison, the delta-method-based variance estimator tends to overestimate the true variance for regular HAL-MLEs in dimension 3 and 5. This may be explained by the fact that, conditional on the working model, applying the delta method to regular HAL-MLE ignores the L_1 -constraint of $\beta_{n,k}^{hal}$, which inhibit the true variation of the estimator. Treating $\beta_{n,k}^{hal}$ as fitted from a regression without the L_1 -constraint leads to an overestimation of the true variance conditional on the working model. thus providing a conservative confidence interval in finite samples.

Finally, we study the coverage probabilities of these confidence intervals based on different combinations of model selectors, point estimators and delta-method-based variance estimators in Figure 6. As expected, confidence intervals for regular HAL-MLEs based on undersmoothed working model exhibit the highest coverage probabilities compared to those for targeted or relaxed HALs, owing to the enlarged working model with more basis approaching the true model, together with the overestimation of variance within the working model. When the sample size is small, the conservative confidence intervals with adaptive penalty factor help increase the coverage rate for regular HAL and targeted HAL.

7 Application to HAL-Based CATE Estimation and Inference

In this section, we demonstrate the application of the proposed methods in estimating conditional average treatment effect (CATE) and providing inference. It is implemented by regressing doubly robust pseudo outcome Rubin and van der Laan [2005], van der Laan and Rubin [2006], van der Laan and Luedtke [2014], Kennedy [2023] on covariates and treatments based on our proposed methods for making inference for comditional mean functions based on HAL, as illustrated above. In this simulation, we observe n i.i.d. data $O = (W, A, Y) \sim P_0$ under the standard no unmeasured

confounding assumption, where W denotes for d -dimensional baseline covariates $W \in \mathbb{R}^d$, A is binary treatment $A \in \mathcal{A} = \{0, 1\}$ and $Y \in \mathbb{R}$ is the outcome of interest. Define the true propensity score function $g_0 : \{0, 1\} \times \mathbb{R}^d \rightarrow (0, 1)$ by $g_0(A = a | W = w) = P_0(A = a | W = w)$, and the true outcome function $\bar{Q}_0 : \{0, 1\} \times \mathbb{R}^d \rightarrow \mathbb{R}$ by $\bar{Q}_0(A, W) = E_{P_0}[Y | A, W]$. We denote the true conditional average treatment effect (CATE) function of interest as $B_0 : \mathbb{R}^d \rightarrow \mathbb{R}$, defined by $B_0(W) := E[Y | A = 1, W] - E[Y | A = 0, W]$.

To construct the pseudo-outcome, we first estimate the outcome regression \bar{Q}_0 and propensity score function g_0 by estimate \bar{Q}_n and g_n by Super Learner Van der Laan et al. [2007], respectively. The pseudo-outcome of CATE is then given by

$$\eta(\bar{Q}_n, g_n)(O) = \frac{2A - 1}{g_n(A | W)} [Y - \bar{Q}_n(A, W)] + \bar{Q}_n(1, W) - \bar{Q}_n(0, W).$$

This pseudo-outcome is doubly robust in the sense that $E[\eta(\bar{Q}_n, g_n)(O) | W] = B_0(W)$ if either $\bar{Q}_n = \bar{Q}_0$ or $g_n = g_0$. Next, we estimate the CATE function by regressing the pseudo-outcomes of the observed data, $\eta(\bar{Q}_n, g_n)(O_i)$, on their baseline covariates W_i using first-order HAL estimators, with various versions of model selectors and pointwise estimation methods introduced in previous sections for estimating conditional mean functions. This yields an estimated CATE function, denoted by $B_n : \mathbb{R}^d \rightarrow \mathbb{R}$, and a standard error estimator denoted by $\tau_n : \mathbb{R}^d \rightarrow \mathbb{R}$. For any new covariate value $\tilde{w} \in \mathbb{R}^d$ of interest, we use $B_n(\tilde{w})$ to denote the estimated CATE and $\tau_n(\tilde{w})$ as its estimated standard error using the delta method. These estimates are then used to construct 95% Wald-type confidence intervals, like what we used for inference on conditional mean functions.

We run 500 Monte Carlo simulations to evaluate the performance of the proposed methods with the following data generating distribution. The baseline covariates $W = (W_1, W_2)$ are independently drawn from a uniform distribution on $[0, 1]$. The true propensity score g_0 is defined as $g_0 = [1 + F_{\text{Beta}}(W_1; 2, 4)]/4$, where F_{Beta} denotes the Beta cumulative distribution function. The treatment assignment A given W is then drawn as $\text{Bernoulli}(g_0(W))$. The conditional mean functions of the outcome given treatment and covariates are

$$E[Y | A = 1, W] = \zeta(W_1)\zeta(W_2), \quad E[Y | A = 0, W] = 0.9 \cdot \zeta(W_1)\zeta(W_2),$$

where $\zeta(w) = 1/(1 + \exp(-12(w - 0.5)))$. The observed outcome is generated as

$$Y = A \cdot E[Y | A = 1, W] + (1 - A) \cdot E[Y | A = 0, W] + \epsilon, \quad \epsilon \sim N(0, \sigma(W)^2),$$

where $\sigma(W) = \sqrt{-\log(W_1)}$. We evaluate the performance at 20 different test points for $B_0(\tilde{w})$ across different sample sizes for fitting HALs ($n = 250, 500, 1000$).

Figure 7, 8 and 9 present the bias, the ratio of bias versus oracle standard error and the coverage of 95% confidence interval with oracle standard error. All methods show nominal coverage rate for their oracle confidence intervals, with undersmoothing and debiasing further contributes in reducing bias compared with standard error in most scenarios.

Figure 10 presents the ratio of width of delta-method-based confidence intervals and oracle confidence intervals. It shows that the width of delta-method-based confidence interval tends to be smaller than that of the oracle confidence interval for targeted HAL and relaxed HAL, while such width ratios for regular HAL are closer to 1. Figure 11 displays the coverage probabilities delta-method-based confidence intervals. It shows that delta-method-based confidence interval for regular HAL achieves higher coverage rate than the targeted HAL and relaxed HAL, and stays around nominal coverage. The relative performance of their coverage probabilities aligns with what we find for conditional mean functions.

8 Conclusion

In this study, we discuss different versions of HAL-based point estimators and methods for providing inference using the delta method. For point estimators, we discuss regular HAL-MLE, targeted HAL, and relaxed HAL, and propose new model selection strategies, including global undersmoothing and local undersmoothing, tailored for reduce bias and support delta-method-based inference for estimating conditional mean functions based on HAL working models.

In the simulation study, estimators based on working models chosen via local undersmoothing showed the least bias, followed by those using global undersmoothing, and then cross-validation. Both targeted HAL and relaxed HAL significantly reduced bias compared to regular HAL under L_1 -norm constraints. Applying undersmoothing techniques combined with targeted or relaxed HAL is the most effective strategy in reducing bias in most scenarios. These estimators also show nominal coverage rate of their oracle confidence intervals.

Across different model selectors, point estimators, we also find that delta-method-based confidence intervals for regular HAL based on undersmoothed models showed the highest coverage probabilities. This performance resulted from effective bias reduction compared with standard error via undersmoothing in together with delta method's conservativeness for estimating variance of regular HAL.

Overall, this work contributes to the development of flexible point estimation and robust in-

ference methods for conditional mean functions and other non-pathwise differentiable parameters by leveraging Highly Adaptive Lasso, undersmoothing and debiasing strategies as well as delta-method-based inference. In summary, if the objective is to obtain a good point estimator with minimal bias of conditional mean (or other functional parameters of interest) based on HAL, we recommend using targeted HAL or relaxed HAL with the proposed undersmoothing techniques. If the goal is to make statistical inference of conditional means, we recommend constructing delta-method-based confidence intervals based on regular HAL-MLEs under undersmoothed models. We also illustrate the use of the proposed methods for inference on other non-pathwise differentiable parameters by applying them to estimate conditional average treatment effect functions. This work provides a foundation for further investigation into robust statistical estimation and inference for various types of non-pathwise differentiable parameters using the Highly Adaptive Lasso.

References

- David Benkeser and Mark van der Laan. The highly adaptive lasso estimator. In *2016 IEEE international conference on data science and advanced analytics (DSAA)*, pages 689–696. IEEE, 2016.
- Aurélien F Bibaut and Mark J van der Laan. Fast rates for empirical risk minimization over cadlag functions with bounded sectional variation norm. *arXiv preprint arXiv:1907.09244*, 2019.
- Richard D Gill, Mark J Laan, and Jon A Wellner. Inefficient estimators of the bivariate survival function for three models. In *Annales de l’IHP Probabilités et statistiques*, volume 31, pages 545–597, 1995.
- Edward H Kennedy. Towards optimal doubly robust estimation of heterogeneous causal effects. *Electronic Journal of Statistics*, 17(2):3008–3049, 2023.
- Dan Rubin and Mark J van der Laan. A general imputation methodology for nonparametric regression with censored data. 2005.
- Lars van der Laan, Marco Carone, Alex Luedtke, and Mark van der Laan. Adaptive debiased machine learning using data-driven model selection techniques. *arXiv preprint arXiv:2307.12544*, 2023.

- Mark van der Laan. Higher order spline highly adaptive lasso estimators of functional parameters: Pointwise asymptotic normality and uniform convergence rates. *arXiv preprint arXiv:2301.13354*, 2023.
- Mark J van der Laan. A generally efficient targeted minimum loss based estimator. 2015.
- Mark J van der Laan and Alexander R Luedtke. Targeted learning of an optimal dynamic treatment, and statistical inference for its mean outcome. 2014.
- Mark J. van der Laan and Daniel Rubin. Targeted Maximum Likelihood Learning. *The International Journal of Biostatistics*, 2(1), January 2006. ISSN 1557-4679. doi: 10.2202/1557-4679.1043. URL <https://www.degruyter.com/document/doi/10.2202/1557-4679.1043/html>. Publisher: Walter de Gruyter GmbH.
- Mark J Van der Laan, Eric C Polley, and Alan E Hubbard. Super learner. *Statistical applications in genetics and molecular biology*, 6(1), 2007.
- Mark J van der Laan, David Benkeser, and Weixin Cai. Causal inference based on undersmoothing the highly adaptive lasso. In *Association for the Advancement of Artificial Intelligence Spring Symposia, Palo Alto, California*, 2019.
- Aad W Van der Vaart. *Asymptotic statistics*, volume 3. Cambridge university press, 2000.

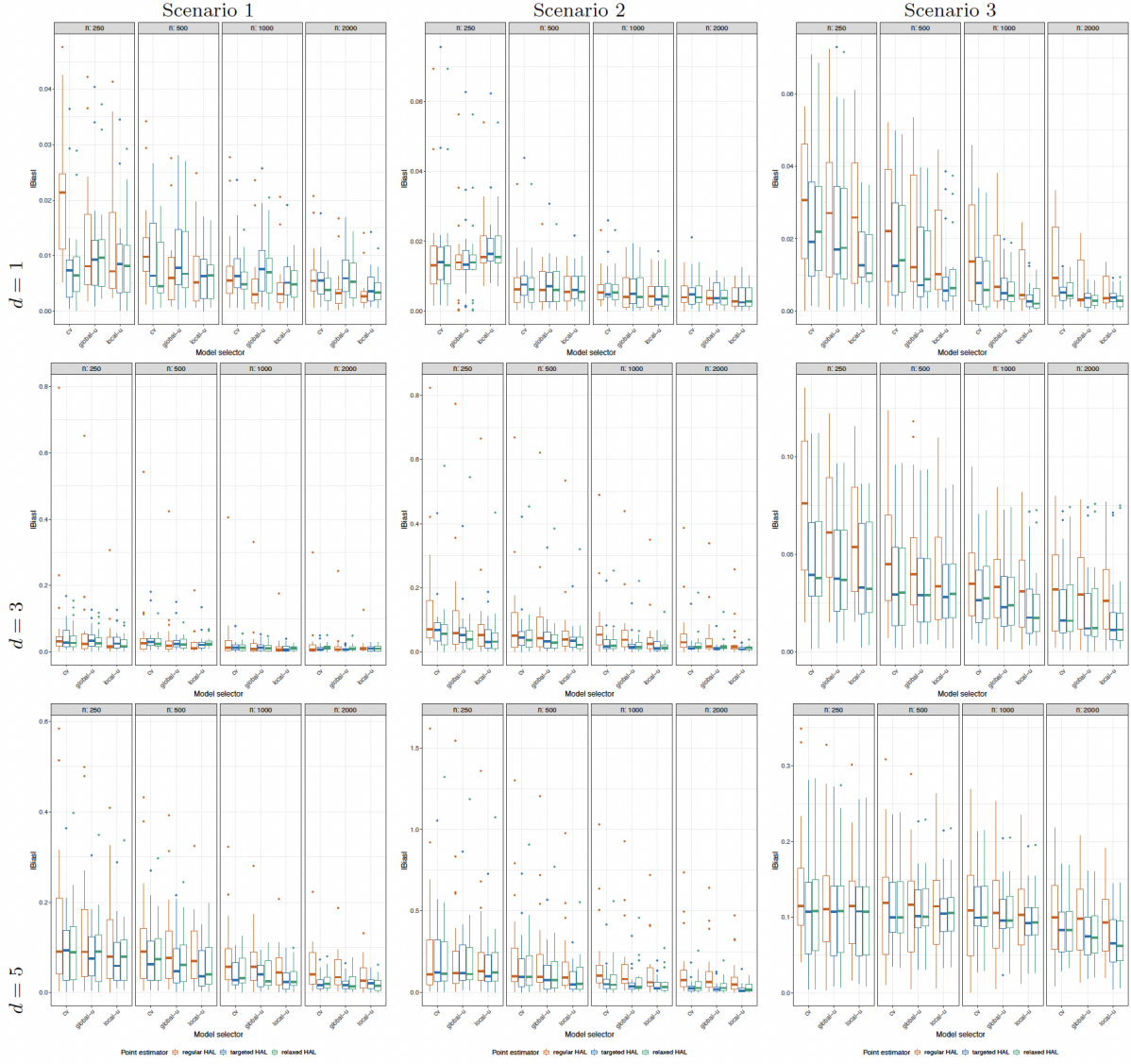


Figure 1: Bias of HAL-based point estimators under all scenarios. Each panel shows a specific data-generating distribution (column) with a given dimension (row). Within each panel, subpanels represent different sample sizes. In each subpanel, each boxplot represents a different point estimator indexed by a model selector (x-axis) and estimation method (color) and shows its bias of that estimator across test points (y-axis).

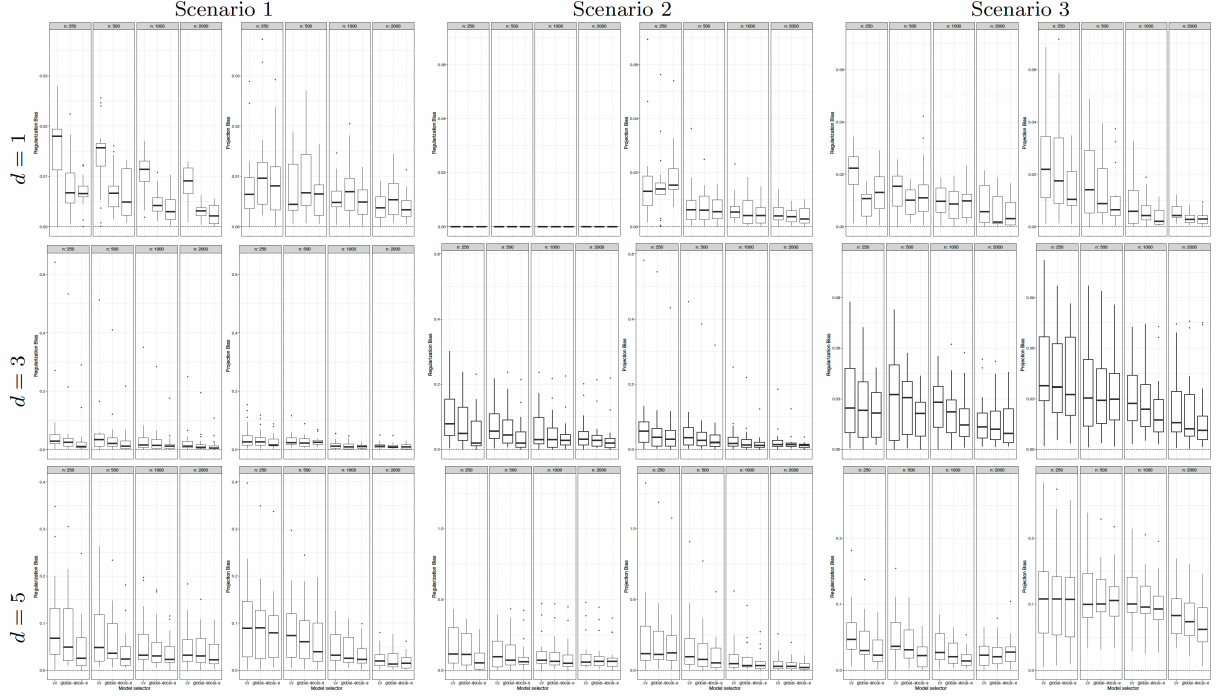


Figure 2: Regularization and projection bias of regular HAL estimators under all scenarios. Each panel shows a specific data-generating distribution (column) and dimension (row). Within each panel, the left subpanels display boxplots of regularization bias (y-axis) across test points with different sample sizes, and the right subpanels show boxplots of projection bias (y-axis) across sample sizes, grouped by model selector (x-axis).

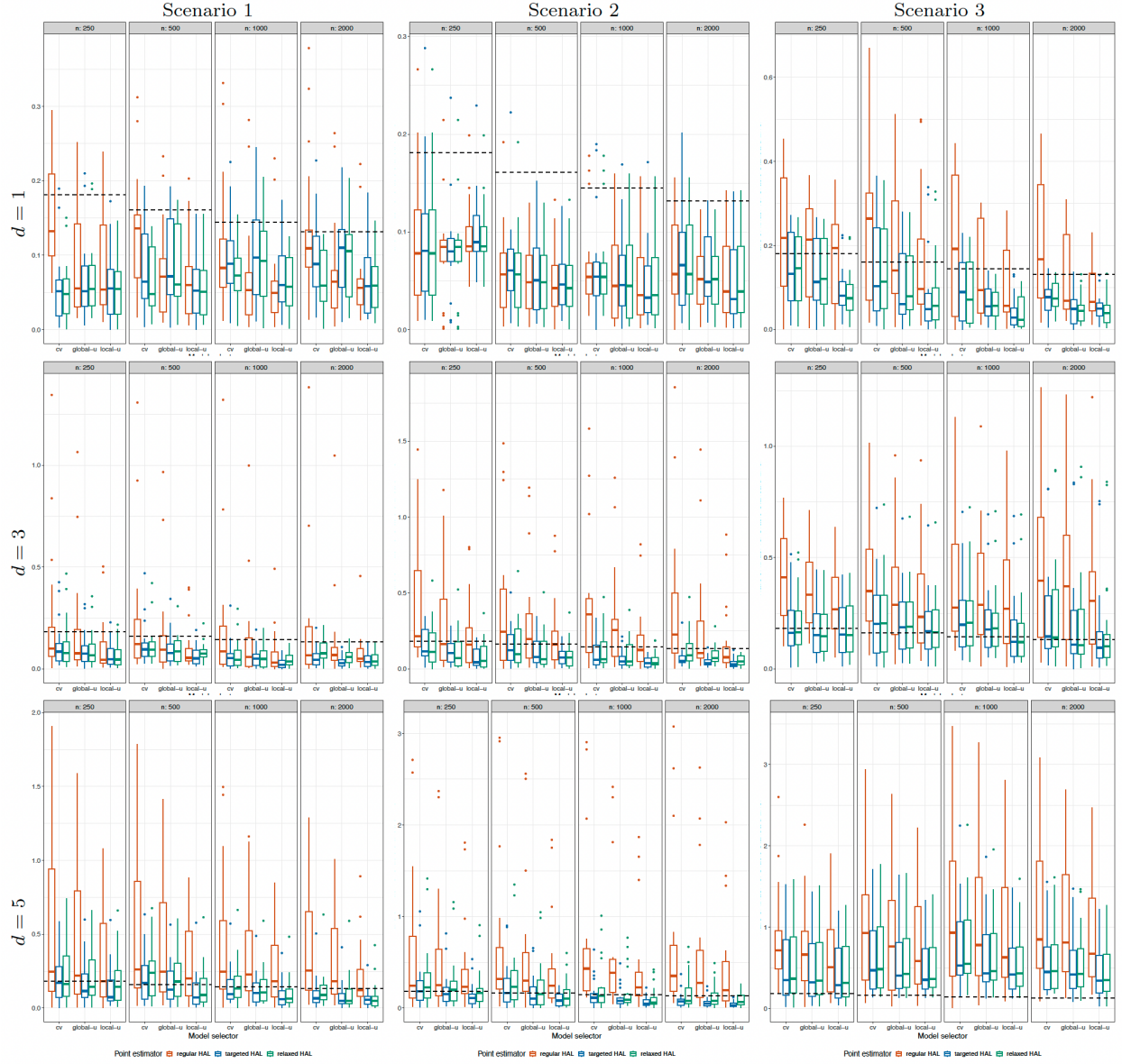


Figure 3: Ratio of Bias over Monte Carlo standard deviation of point estimators across 20 test points in all scenarios. Each panel shows a specific data-generating distribution (column) with a given dimension (row). Within each panel, subpanels represent different sample sizes. In each subpanel, each boxplot represents a different point estimator indexed by a model selector (x-axis) and estimation method (color) and shows its ratio of bias over Monte Carlo standard deviation of that estimator (y-axis). The dashed line ($1/\log(n)$) is the threshold used in the undersmoothing methods.

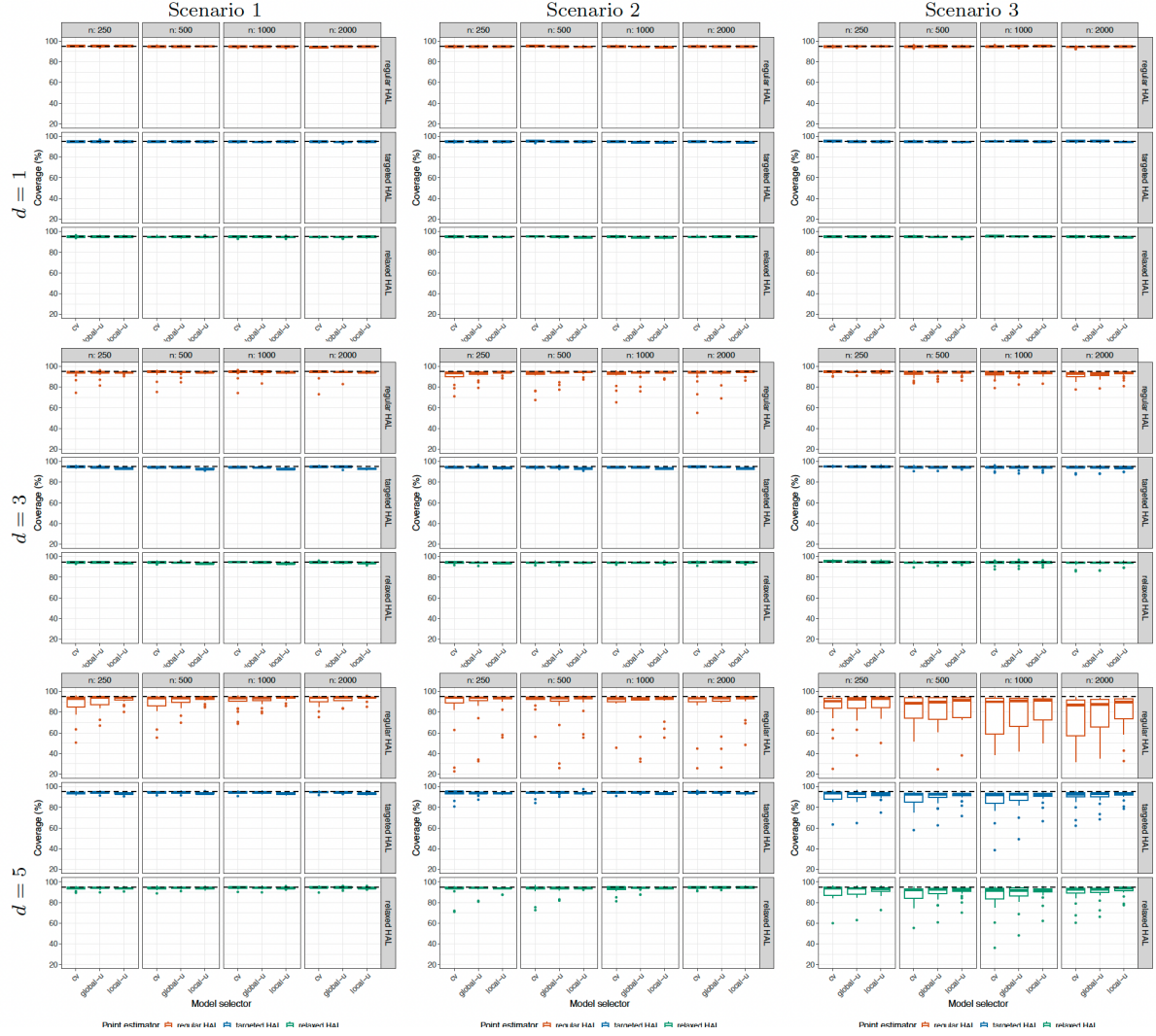


Figure 4: Coverage probability of oracle confidence intervals in all scenarios. Each panel shows a specific data-generating distribution (column) and dimension (row). Within each panel, subpanels are arranged by estimation method (rows) and sample size (columns). Inside each subpanel, the x-axis indicates the model selector, and the y-axis shows the coverage probability of oracle confidence intervals across test points.

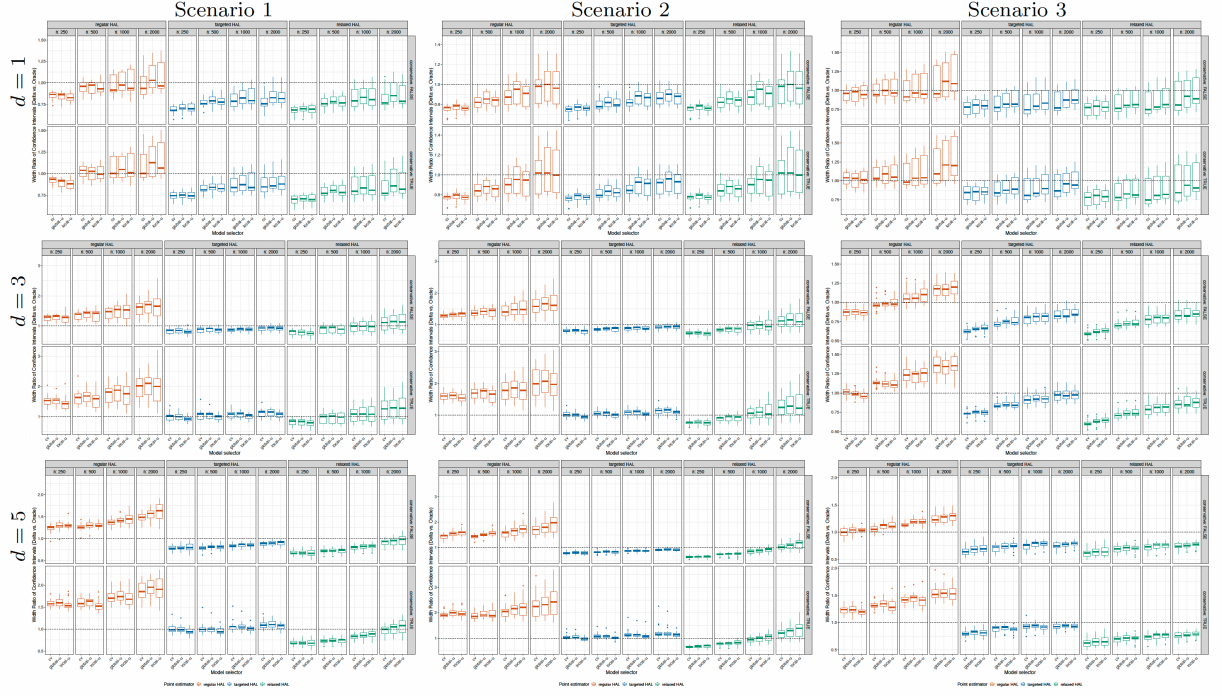


Figure 5: Width ratio of delta-method-based confidence intervals to oracle confidence intervals across all scenarios, dimensions, sample sizes, and point estimators. Columns indicate scenarios, rows indicate dimensions. Each subpanel has six grids (column: estimation methods, row: type of confidence interval), showing boxplots of width ratios (y-axis) by model selector (x-axis) across different sample sizes.

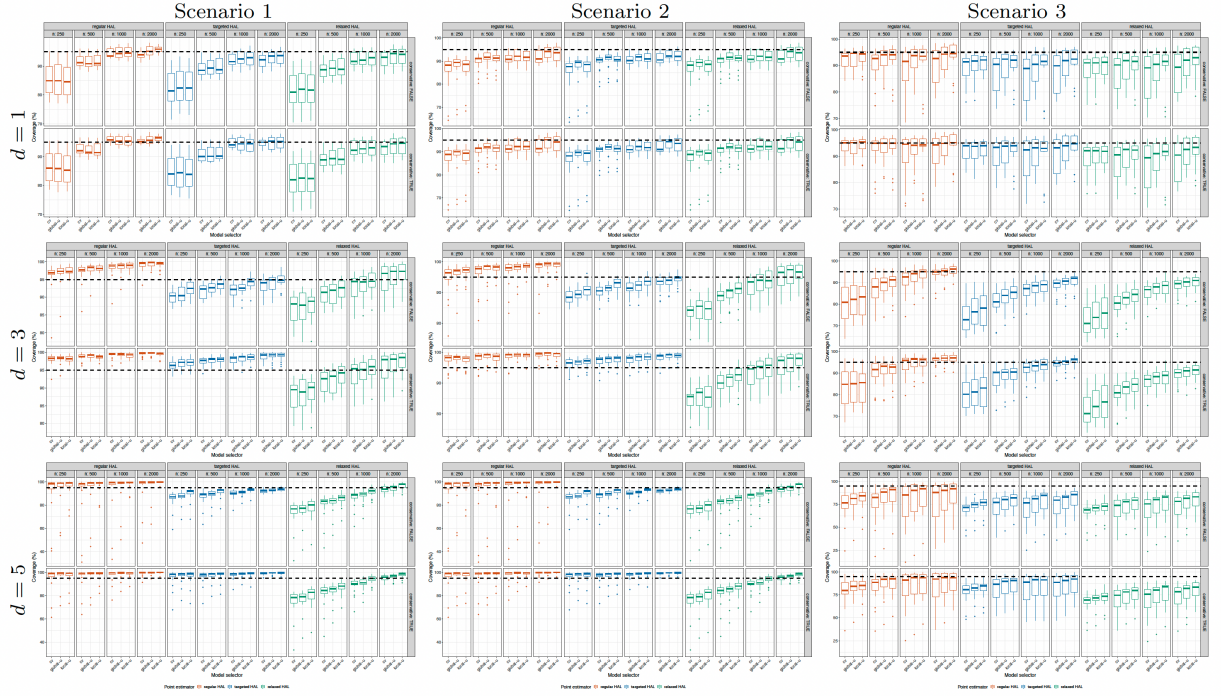


Figure 6: Coverage probability of delta-method-based confidence intervals across all scenarios, dimensions, sample sizes, and point estimators. Columns indicate scenarios, rows indicate dimensions. Each subpanel has six grids (column: estimation methods, row: type of confidence interval), showing boxplots of coverage probabilities (y-axis) by model selector (x-axis) across different sample sizes.

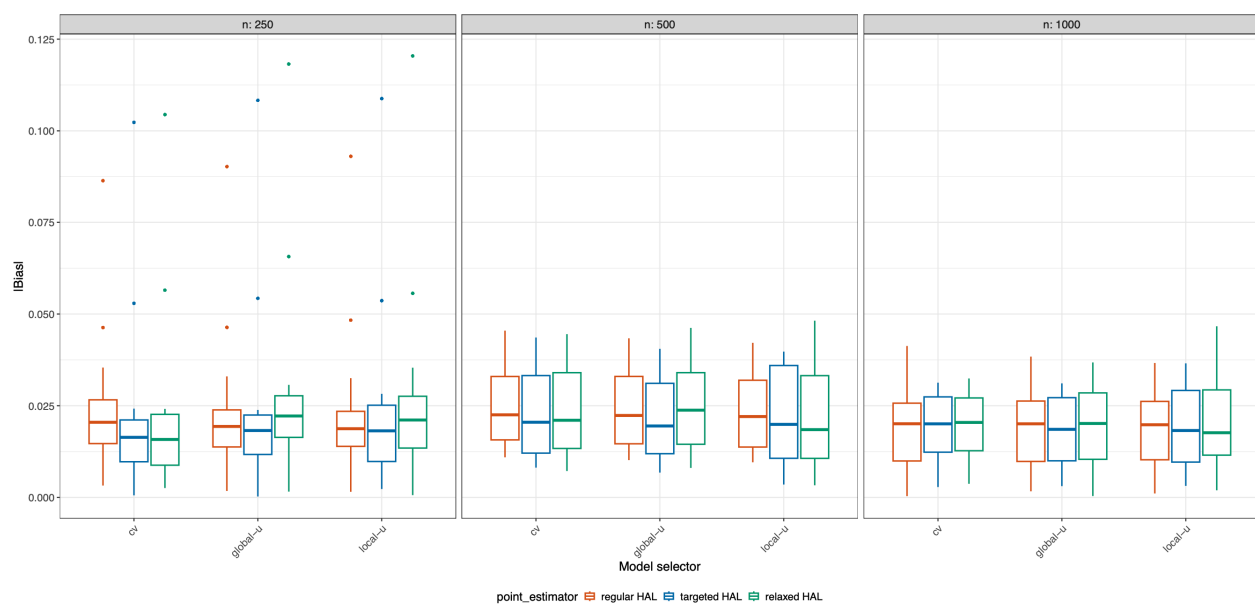


Figure 7: Bias of HAL-based point estimators for CATE across sample sizes (grids). Each grid displays boxplots of bias (y-axis) of estimators by model selector (x-axis) and estimation method (color) across test points.

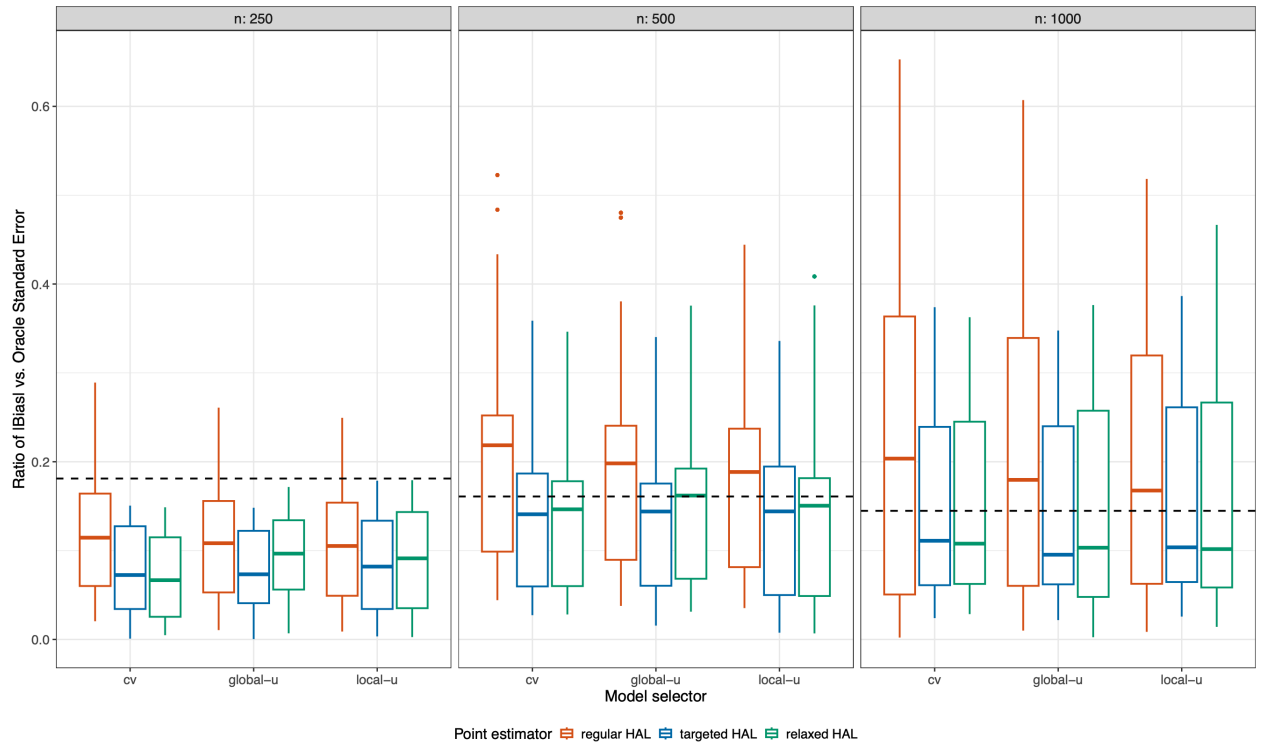


Figure 8: Ratio of bias to oracle standard error for HAL-based CATE estimators across sample sizes (grids). Each grid shows boxplots of this ratio (y-axis) by model selector (x-axis) and estimation method (color) across test points.

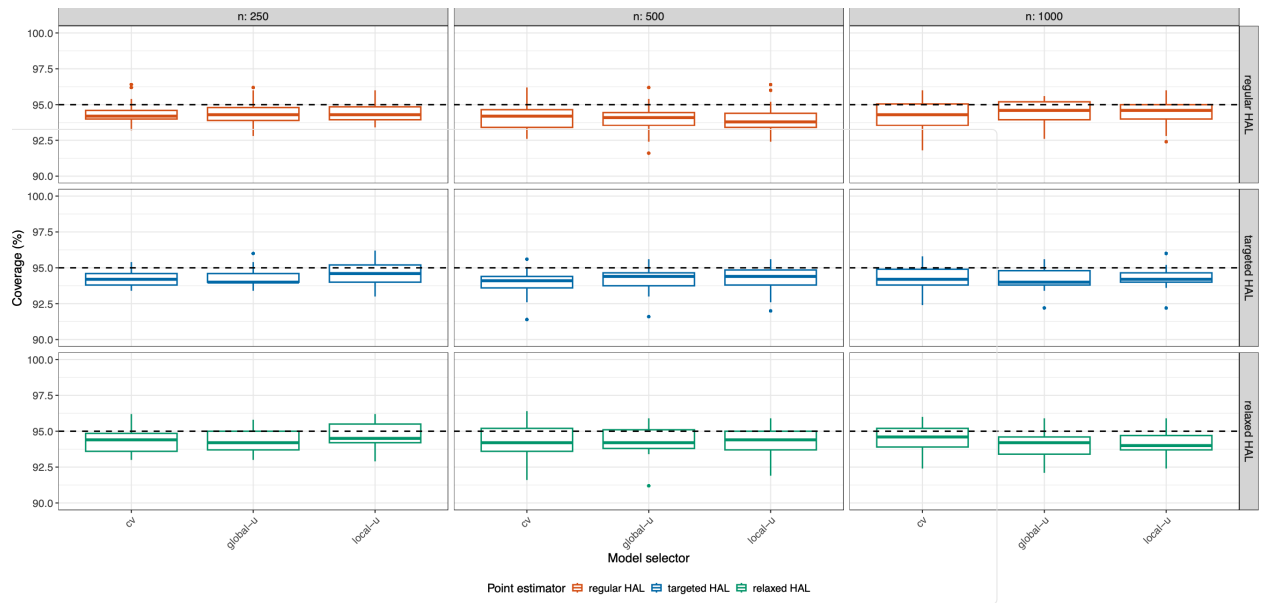


Figure 9: Coverage probability of oracle confidence intervals for HAL-based CATE estimators. Each panel shows a specific sample size (column) and estimation method (row), and displays boxplots of the coverage probabilities of oracle confidence intervals (y-axis) by model selector (x-axis) across test points.

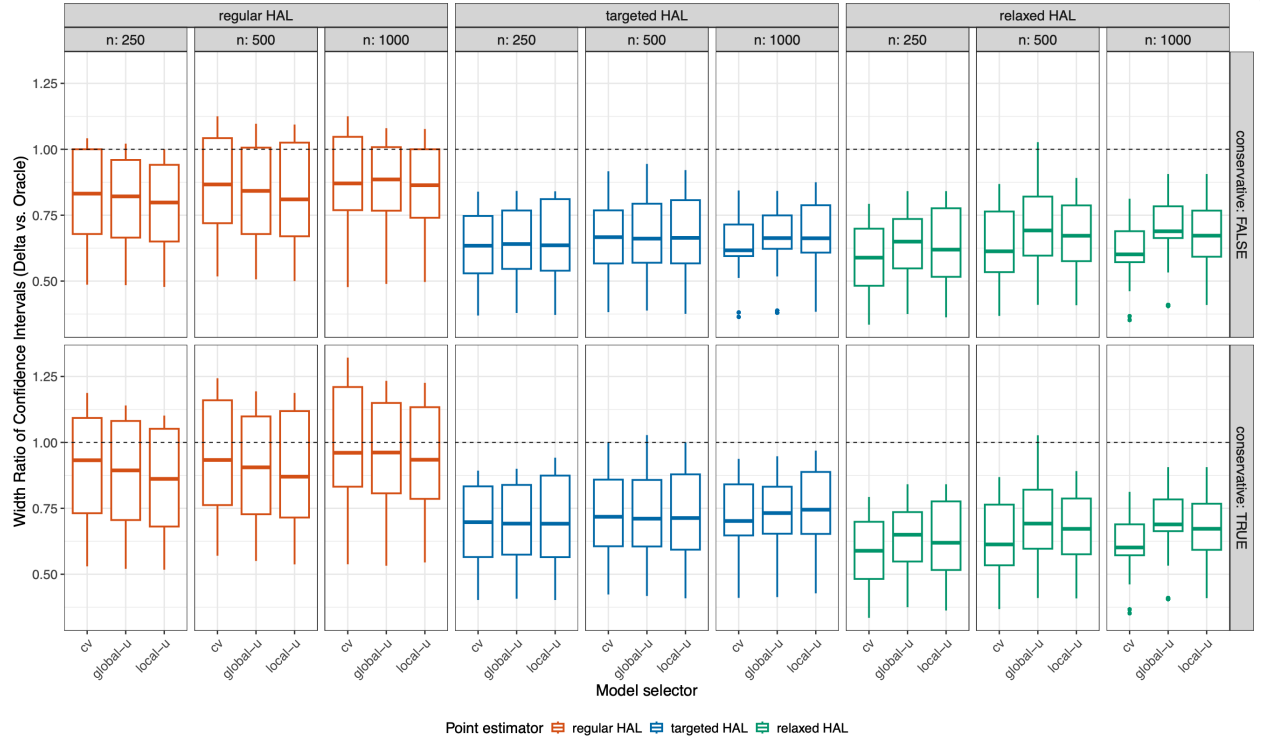


Figure 10: Width ratios of delta-method-based confidence intervals to oracle confidence intervals for CATE across estimation methods (columns), with each row representing a type of delta-method-based interval. Each subpanel presents boxplots of width ratios (y-axis) by model selector (x-axis) across sample sizes.

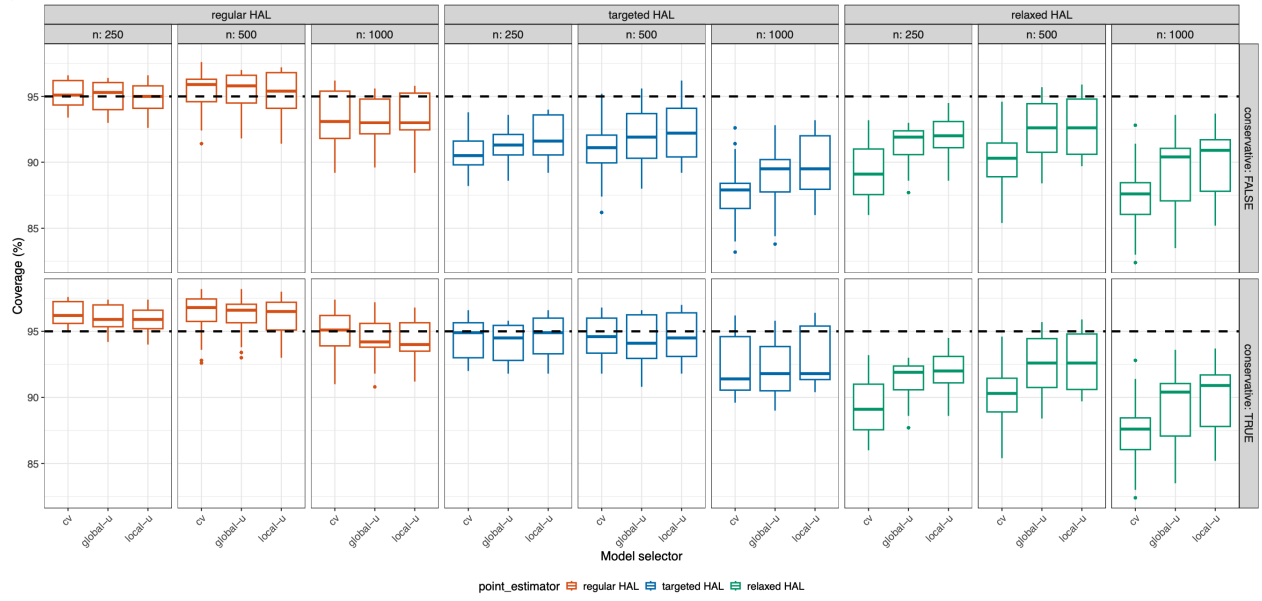


Figure 11: Coverage probability of delta-method-based confidence intervals for CATE across estimation methods (columns), with each row representing a type of delta-method-based interval. Each subpanel presents boxplots of coverage probabilities (y-axis) by model selector (x-axis) with different sample sizes.