

RAPNet: A Receptive-Field Adaptive Convolutional Neural Network for Pansharpening

Tao Tang
College of Computing
City University of Hong Kong
Hong Kong, China
tangtao.cs@my.cityu.edu.hk

Chengxu Yang*
College of Computing
City University of Hong Kong
Hong Kong, China
cyang326-c@my.cityu.edu.hk

Abstract—Pansharpening refers to the process of integrating a high resolution panchromatic (PAN) image with a lower resolution multispectral (MS) image to generate a fused product, which is pivotal in remote sensing. Despite the effectiveness of CNNs in addressing this challenge, they are inherently constrained by the uniform application of convolutional kernels across all spatial positions, overlooking local content variations. To overcome this issue, we introduce RAPNet, a new architecture that leverages content-adaptive convolution. At its core, RAPNet employs the Receptive-field Adaptive Pansharpening Convolution (RAPConv), designed to produce spatially adaptive kernels responsive to local feature context, thereby enhancing the precision of spatial detail extraction. Additionally, the network integrates the Pansharpening Dynamic Feature Fusion (PAN-DFF) module, which incorporates an attention mechanism to achieve an optimal balance between spatial detail enhancement and spectral fidelity. Comprehensive evaluations on publicly available datasets confirm that RAPNet delivers superior performance compared to existing approaches, as demonstrated by both quantitative metrics and qualitative assessments. Ablation analyses further substantiate the effectiveness of the proposed adaptive components.

Keywords- Computer Vision; Machine Learning; Information fusion; Signal Processing; Remote Sensing

I. INTRODUCTION

Image fusion, with pansharpening as a key focus in remote sensing, represents a pivotal challenge in computer vision. The objective is to produce high-resolution multispectral (HRMS) imagery by integrating data from high-resolution panchromatic (PAN) sensors and low-resolution multispectral (LRMS) sources. Since the early development of PNN, CNNs have emerged as the leading approach for pansharpening. Models such as PanNet have further propelled progress by adopting residual learning frameworks, thereby facilitating the construction of deeper and more efficient networks.

However, a central limitation of these methods stems from their reliance on standard convolutions, which are by nature translation-invariant. As a result, identical kernels are employed uniformly across the entire image, neglecting local content variability. While this content-independent design has some success, it falls short in addressing the intricate and heterogeneous details found in remote sensing imagery.

To address this, we introduce several innovative approaches:

- (1) An adaptive RAPConv generates location-specific kernels, overcoming the limits of standard convolution and boosting spatial feature extraction.

- (2) A dynamic feature fusion module, PAN-DFF, which uses an attention mechanism to adaptively balance spectral preservation and spatial detail injection.
- (3) A series of comparative studies were executed to verify the performance of RAPNet, demonstrating its role as an innovative pansharpening approach.

II. RELATED WORK

In recent years, deep learning based pansharpening methods have achieved remarkable progress. Researchers have moved beyond relying solely on traditional CNNs and are actively exploring a broader array of innovative architectures. For example, GANs are utilized to enhance textural fidelity via adversarial training, thereby improving the visual realism of the fused outputs. Meanwhile, Transformer-based designs have attracted considerable attention for their superior ability to model global dependencies. Notably, Li et al. [1] combined Transformers with deep unfolding frameworks, aiming to simultaneously enhance the performance of the models.

In addition to innovations in architecture, new learning paradigms are also emerging. To overcome the reliance on "real" high-resolution multispectral images, unsupervised and model-driven learning methods have become a hotspot. These methods enhance the performance and interpretability of models in the absence of reference images by designing novel loss functions or combining traditional physical models with deep priors.

Despite significant advancements in structures and learning paradigms achieved by the aforementioned methods, most of them still rely on a fundamental limitation: the "translation invariance" of standard convolution. Standard convolution shares the same kernel across all spatial positions in an image, and this content-agnostic approach ignores the diversity and complexity of ground objects in remote sensing images, thereby limiting the flexibility of the model to adaptively extract and inject spatial details based on local content [2, 3].

To overcome this bottleneck, a cutting-edge research direction is to explore content-adaptive or dynamic convolution. These methods aim to dynamically adjust the parameters of kernels based on input features. Current explorations mainly fall into several categories: The first is region-based adaptation, such as CANConv proposed by Duan et al. [3], which generates specific kernels for non-local regions with similar content in an image, but adjusts at the region level, potentially ignoring pixel-level content changes within the same region. The second category involves changing the geometric shape of kernels. For

example, ARConv proposed by Wang et al. [4] can adaptively learn the rectangular size of kernels, but its adjustments mainly target the geometric shape of kernels rather than the weights themselves. The third category is to use dynamic convolution as an auxiliary module in a large network. For instance, Li et al. [2] integrated a dynamic high-pass filtering module into their Swin-PAN model, but it serves a larger Transformer architecture.

These methods show great potential in dynamically adjusting the convolution process. However, they either adjust at the regional level, change kernel shapes, or use dynamic convolution as an auxiliary module. Currently, there is still no method that centers on pixel-level content adaptation to directly and flexibly generate corresponding kernel weights. The RAPConv proposed in this paper aims to fill this gap. Its core idea is to dynamically generate unique kernel weights for each spatial location based on local receptive field features. This allows RAPNet to extract and integrate spatial details more finely and adaptively, effectively overcoming traditional convolution's limitations.

III. METHOD

A. Overall Architecture

The proposed RAPNet is an end-to-end framework developed for pansharpening. Its design focuses on effectively extracting and integrating spatial details from the high-resolution panchromatic (PAN) image alongside spectral information derived from the low-resolution multispectral (MS) image.

As illustrated in Figure 1, the network begins by processing the two inputs, PAN and MS, through a shared Edge Spatial Attention Module (ESAM) to adaptively enhance high-frequency edge information. Subsequently, the refined multi-spectral representation undergoes up-sampling so that its spatial resolution aligns with that of the panchromatic counterpart. Afterward, both feature maps are merged across channels and forwarded to the network's primary backbone to facilitate intensive spatial feature mining. This backbone consists of an initial convolution, a series of stacked Receptive-field Adaptive Residual Blocks (RAP-ResBlocks), and a final convolutional layer. In the final stage, the rich spatial features learned by the backbone are fused with the up-sampled original MS image using a Pansharpening Dynamic Feature Fusion (PAN-DFF) module. This module adaptively balances spatial and spectral information to reconstruct the high-quality HRMS output image.

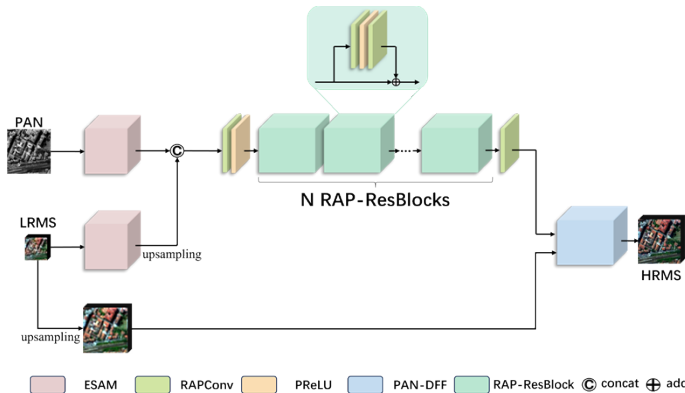


Figure 1. Overall structure of RAPNet

B. Receptive-Field Adaptive Convolution Kernel RAPConv

This paper constructs an adaptive convolutional kernel RAPConv, which can adaptively adjust the convolutional kernel weights according to the local information of the input image to better extract spatial features in the image.

The reason why CNN structures can replace fully connected neural networks and achieve leapfrog progress in visual tasks is largely attributed to the "translation invariance" of the convolution operation. Thanks to this "translation invariance", CNNs greatly reduce the number of weight parameters, making training on large-scale visual datasets a reality and also reducing the risks of vanishing gradients and overfitting in the neural network.

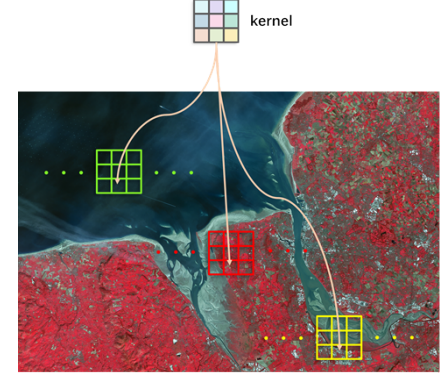


Figure 2. "Translation invariance" of traditional convolutional kernels

However, due to the inherent flaws in the "translation invariance" of convolutional computation, the further development of CNN models is somewhat limited. As shown in Figure 2, during the smoothing process of the convolutional kernel on the image, the convolutional kernel parameters are the same at different positions.

In visual tasks, the content at different locations in an image contributes differently to the overall task. Traditional convolutional kernels only consider the position of pixels, without considering the image content itself (pixel value size), which limits the representational learning ability of neural networks. Therefore, it is necessary to construct a convolution kernel that is adaptive to the content at different positions in the image, as shown in Figure 3.

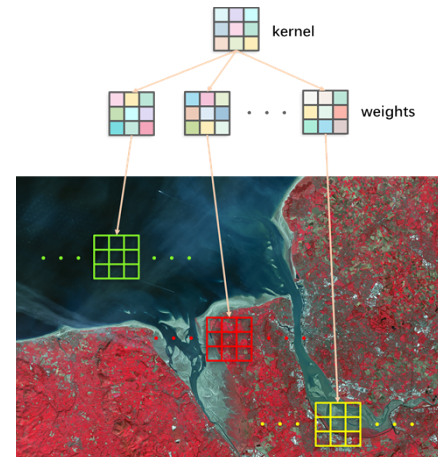


Figure 3. Adaptive convolutional kernel related to spatial context

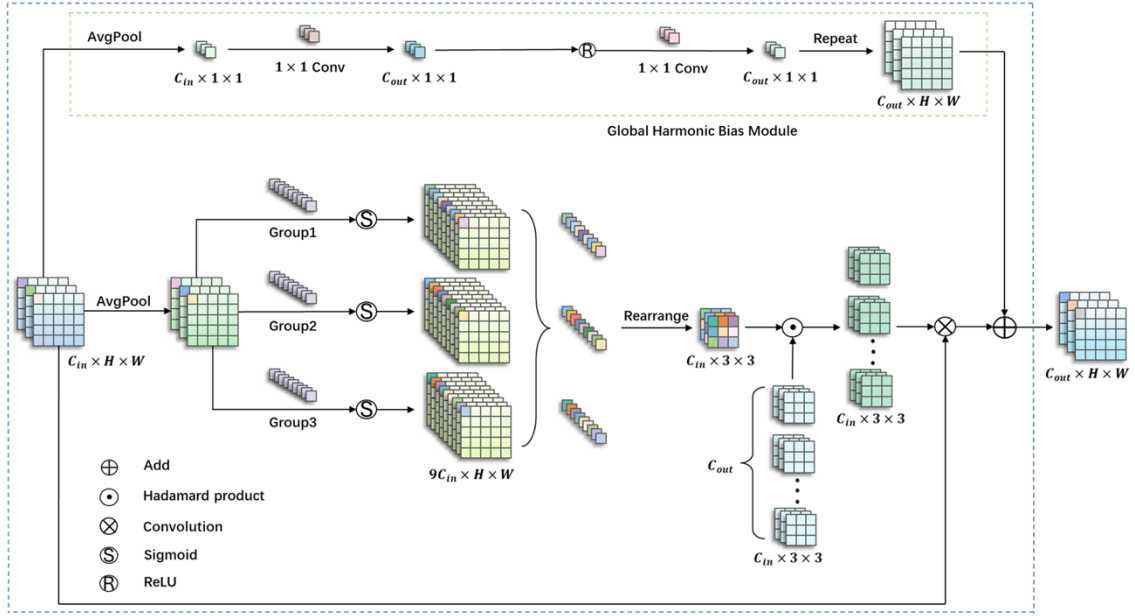


Figure 4. Schematic diagram of RAPConv structure

The features fed into the kernel cover pixel coordinates, local spatial context, and even receptive field information. Thus, designing a convolution kernel that effectively incorporates local spatial content has become an urgent problem to solve.

We propose an adaptive kernel RAPConv, which is suited for pansharpening and inspired by Zhang et al. [5]. By using a kernel with 1×1 size and a stride of 1 to perform convolution on each pixel, it extracts receptive field features at different spatial locations. Then, it performs a Hadamard product with standard kernels, effectively addressing the limitations of the "translation invariance" in traditional kernels and enabling adaptive spatial learning. In addition, based on the characteristics of the pansharpening task, this paper also introduces the Global Harmonic Bias Module inspired by Jin et al. [6]. Its schematic diagram is shown in Figure 4 (taking 3×3 convolution as an example). The structure of RAPConv can be primarily divided into two major components: receptive field spatial adaptive convolution and Global Harmonic Bias Module. First, let's introduce the receptive field spatial adaptive convolution, which can be further divided into two parts: receptive field local spatial feature extraction and adaptive convolution.

First, we introduce the method for extracting local spatial features from the receptive field. Assuming the size of the input image is $C \times H \times W$, where C represents the number of channels in the input image, Figure 4 is drawn with $C = 3$ as an example. We first introduce the method used for extracting local spatial information from the receptive field. For the original input image, a global average pooling is performed to generate a feature map with a size of $C \times H \times W$ (same size as the input image). Next, the feature map undergoes a group-wise 1×1 convolution. In total, $9 \times C$ distinct filters are instantiated and divided into C equal groups; each group comprises nine filters that operate exclusively on one spectral channel of the input. The outputs of these grouped convolutions are subsequently routed through a Sigmoid activation, thereby generating an inter-

mediate tensor whose dimensions are $9C \times H \times W$ at every spatial location. When the kernel size is 3×3 , the receptive field still spans exactly 3×3 pixels. This design of grouped convolution effectively constructs a one-to-nine mapping, creating a convolution kernel that can adaptively learn the spatial context of local image regions while avoiding the heavy computational burden related to manually extracting the receptive field spatial features of each pixel in the image (For example, the Unfold function in the Pytorch framework can be used to expand the feature image to manually extract receptive field spatial features, but it will undoubtedly incur heavy computational overhead).

The method of extracting local spatial features from receptive fields has been described above. Next, we will discuss how to incorporate the extracted spatial features from receptive fields into conventional convolution kernels, thereby generating kernels which can effectively extract local spatial features.

As mentioned earlier, for each pixel point in the input image, nine-pixel points are generated to represent its receptive field spatial features. To inject these features into a convolution kernel of size 3×3 , the rearrange function from the einops library is needed to change its shape to the corresponding 3×3 size. For an input image with C channels, this is equivalent to generating an attention weight of size $C \times 3 \times 3$. By performing Hadamard product with a regular convolution kernel of shape $C \times 3 \times 3$, the receptive field spatial attention weights can be injected into the regular convolution kernel. This means that when the convolution kernel slides over the input image, the weights at different spatial positions are different. If an output image with P channels is ultimately required, P regular convolution kernels need to be set accordingly. It should be noted that Figure 4 is drawn using $P = 3$ as an example.

Dynamic convolutions, typified by adaptive kernels, elevate network accuracy by honing in on localized spatial cues within feature maps; however, their limited consideration of scene-

level context during pansharpening can still introduce conspicuous geometric distortions across the image. In the RAPConv, the Global Harmonic Bias Module (GHBM) is introduced to enhance the kernel's ability to extract global information. Figure 4 indicates that GHBM initially applies global average pooling to the kernel's input feature representation, thereby producing an output tensor whose dimensions are $C \times 1 \times 1$. Then, it performs another 1×1 convolution, activates it using the ReLU activation function, and finally performs another 1×1 convolution to output a feature map of size $P \times 1 \times 1$. Next, a second $P \times 1 \times 1$ convolution, a ReLU, and a third 1×1 convolution yield a $P \times 1 \times 1$ vector. PyTorch's repeat then broadcasts it to $P \times H \times W$ and adds it element-wise to the $P \times H \times W$ map from the receptive-field adaptive branch. The resulting RAPConv output preserves the input dimensions.

C. Residual Block based on RAPConv

Based on the adaptive convolution RAPConv described above, this paper constructs a residual module, RAP-ResBlock.

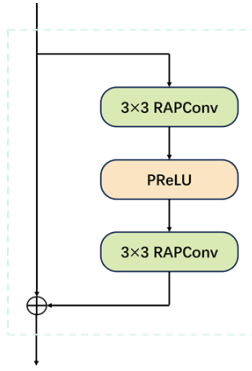


Figure 5. The structure of RAP-ResBlock

As shown in Figure 5, the input of the RAP-ResBlock module first passes through an adaptive convolution kernel of size 3×3 in RAPConv, is activated by a PReLU activation function, and finally obtains the final result by passing through another adaptive convolution kernel of size 3×3 in RAPConv and adding the original input transmitted through a skip connection. In RAPNet, there are a total of four RAP-ResBlocks.

D. A Spatial-Spectral Dynamic Feature Fusion Mechanism

Conventional pansharpening frameworks usually adopt a single-stream design: MS bands are up-sampled to match PAN resolution, then directly merged with the spatial-detail map from an enhancement branch to produce the fused result. This simple fusion often fails to balance spectral integrity and spatial detail enhancement.

We introduce a dynamic feature fusion mechanism based on attention and 1×1 convolutions, named PAN-DFF, which is suitable for pansharpening. Employing a dynamic selection strategy, the PAN-DFF seamlessly merges the spatial-detail branch's output with LRMS that have been interpolated to the panchromatic scale in a unified framework. This adaptive fusion concurrently preserves spectral integrity, injects appropriate geometric detail, and automatically emphasizes the most salient spatial and spectral cues for the fusion during reconstruction. The full PAN-DFF structure is shown in Figure 6.

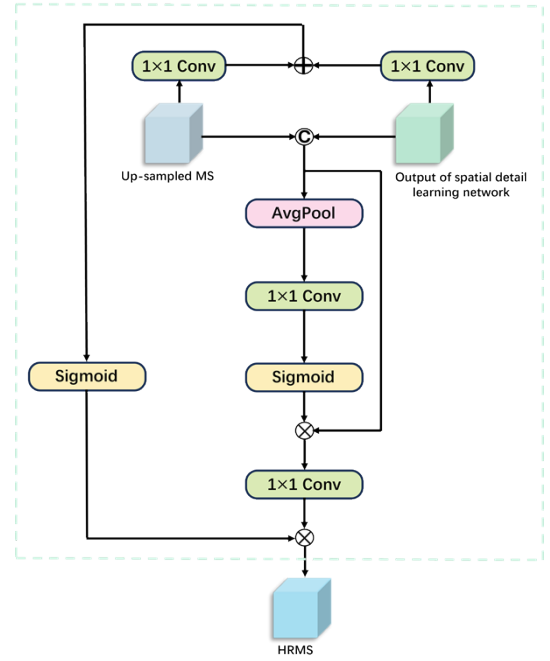


Figure 6. The structure of PAN-DFF

IV. EXPERIMENTS

A. Experimental Setup

We conducted experiments by PyTorch 1.10.0 and NVIDIA GeForce RTX 4090. Model training spanned 500 epochs with batch size of 32; optimization employed Adam with learning rate fixed at 0.00025. The loss function employed was MSE.

B. Dataset, Metrics and Baseline

We use the publicly available dataset PanCollection, which was constructed by Deng et al. [7], and includes satellite images from WorldView-3, QuickBird, GaoFen2. Deng et al. [7] detailed 3 non-deep learning methods: BDSD-PC, MTF-GLP-FS, and BT-H, as well as 3 deep learning methods: PNN, PanNet, and FusionNet. We conducted a fair comparison with RAPNet on the unified public dataset PanCollection and compared them using image fusion quality evaluation metrics such as ERGAS, SAM, Q8, and SCC [7]. The results are as follows.

C. Test Results of WorldView-3 Simulated Dataset

This method was tested alongside other methods on the WorldView-3 simulation test dataset, consisting of 20 test images, each with a size of $256 \times 256 \times 8$. Table I lists the results; bold values show the best performance, underlined ones indicate the second best in all tables.

TABLE I. TEST RESULTS OF THE WORLDVIEW-3 SIMULATION DATASET

Method/Indicator	ERGAS	SAM	Q8	SCC
BDSD-PC	4.698±1.617	5.429±1.823	0.829±0.097	0.908±0.040
MTF-GLP-FS	4.701±1.597	5.316±1.766	0.833±0.092	0.901±0.045
BT-H	4.579±1.495	4.920±1.425	0.832±0.094	0.925±0.024
PNN	2.696±0.675	3.917±0.789	0.887±0.095	0.973±0.009
PanNet	2.675±0.686	3.845±0.713	0.889±0.092	0.974±0.009
FusionNet	<u>2.492±0.633</u>	<u>3.372±0.706</u>	<u>0.899±0.089</u>	<u>0.979±0.007</u>
RAPNet	2.353±0.629	3.369±0.723	0.902±0.091	0.982±0.008
Optimal Value	0	0	1	1

Across the full suite of quantitative metrics and their corresponding visual assessments, RAPNet consistently delivered the most effective fusion results. It is noteworthy that RAPNet achieved an optimal performance of 0.982 on SCC. The SCC metric quantitatively assesses how well the fused image aligns with the reference image regarding spatial structure. This significant improvement directly validates our core hypothesis: RAPConv, by dynamically generating content-adaptive kernels for different spatial locations, can more finely capture and inject local spatial details of the image compared to the 'one-size-fits-all' approach of traditional convolution, especially in areas with complex ground textures. The results of applying these methods to a multispectral image in the test set are visualized in Figure 7.




Figure 7. Graphical presentation of test outcomes for the simulated WorldView-3 dataset.

D. Test Results of WorldView-3 Real Dataset

To comprehensively corroborate the proposed approach's fusion capability, we benchmarked it against other pansharpening techniques on the real WorldView-3 test set; the comparative outcomes are summarised in Table II.

TABLE II. EXPERIMENTAL ON THE REAL WORLDVIEW-3 DATASET

Method/Indicator	D_λ	D_s	QNR
BDSD-PC	0.0625 ± 0.0235	0.0730 ± 0.0356	0.8698 ± 0.0531
MTF-GLP-FS	0.0197 ± 0.0078	0.0630 ± 0.0289	0.9187 ± 0.0347
BT-H	0.0425 ± 0.0139	0.0754 ± 0.0328	0.8857 ± 0.0431
PNN	0.0232 ± 0.0095	0.0461 ± 0.0159	0.9319 ± 0.0204
PanNet	0.0183 ± 0.0059	0.0477 ± 0.0203	0.9349 ± 0.0206
FusionNet	0.0246 ± 0.0087	<u>0.0392 ± 0.0153</u>	<u>0.9363 ± 0.0198</u>
RAPNet	0.0191 ± 0.0063	<u>0.0389 ± 0.0163</u>	<u>0.9374 ± 0.0201</u>
Optimal Value	0	0	1

The results reflect the excellent performance of RAPNet in spatial detail learning tasks, while spectral information extraction could still benefit from further refinement.

E. Ablation Experiment

This paper compares two different network structures under the same WorldView-3 simulation dataset. One of the network structures is the RAPNet proposed in this paper, while the other is a structure obtained by replacing all RAPConv in RAPNet with normal convolutional kernels. The test results of the two structures under the same conditions are shown in Table III.

TABLE III. COMPARISON WITH AND WITHOUT RAPCONV

Method/Indicator	ERGAS	SAM	Q8	SCC
No RAPConv	2.639 ± 0.630	3.764 ± 0.711	0.891 ± 0.091	0.974 ± 0.007
RAPConv	2.353 ± 0.629	3.369 ± 0.723	0.902 ± 0.091	0.982 ± 0.008
Optimal Value	0	0	1	1

As can be seen from the table above, after adding the adaptive convolution RAPConv, the network has achieved improvements in various evaluation metrics, indicating that the adaptive convolution RAPConv can effectively enhance the performance of the network in pansharpening tasks.

V. CONCLUSION

In this work, we present RAPNet, an innovative network specifically developed for pansharpening. Our approach tackles the inherent "translation-invariance" limitation of standard convolutions by proposing the RAPConv. This module dynamically generates context-aware kernels to enhance spatial feature extraction. Furthermore, our PAN-DFE module adaptively balances spectral fidelity and spatial detail injection. The results validate that our method can effectively fuse images and achieves superior performance compared to other approaches.

For future work, we will explore several advanced directions. These include leveraging generative diffusion models for unsupervised learning, developing physics-informed networks constrained by sensor properties to improve robustness, and extending our adaptive convolution to be multi-scale for more refined feature extraction.

REFERENCES

- [1] Li, M., Liu, Y., Xiao, T., Huang, Y., & Yang, G. (2023). Local-global transformer enhanced unfolding network for pan-sharpening. *arXiv preprint arXiv:2304.14612*.
- [2] Li, W., Hu, Y., Peng, Y., & He, M. (2023). A Swin Transformer with Dynamic High-Pass Preservation for Remote Sensing Image Pansharpening. *Remote Sensing*, 15(19), 4816.
- [3] Duan, Y., Wu, X., Deng, H., & Deng, L. J. (2024). Content-adaptive non-local convolution for remote sensing pansharpening. In *Proceedings of the IEEE/CVF Conference on Computer Vision and Pattern Recognition* (pp. 27738-27747).
- [4] Wang, X., Zheng, Z., Shao, J., Duan, Y., & Deng, L. J. (2025). Adaptive Rectangular Convolution for Remote Sensing Pansharpening. In *Proceedings of the Computer Vision and Pattern Recognition Conference* (pp. 17872-17881).
- [5] Zhang, X., Liu, C., Yang, D., Song, T., Ye, Y., Li, K., & Song, Y. (2023). RFACConv: Innovating spatial attention and standard convolutional operation. *arXiv preprint arXiv:2304.03198*.
- [6] Jin, Z. R., Zhang, T. J., Jiang, T. X., Vivone, G., & Deng, L. J. (2022, June). LAGConv: Local-context adaptive convolution kernels with global harmonic bias for pansharpening. In *Proceedings of the AAAI conference on artificial intelligence* (Vol. 36, No. 1, pp. 1113-1121).
- [7] Deng, L. J., Vivone, G., Paoletti, M. E., Scarpa, G., He, J., Zhang, Y., ... & Plaza, A. (2022). Machine learning in pansharpening: A benchmark, from shallow to deep networks. *IEEE Geoscience and Remote Sensing Magazine*, 10(3), 279-315.