

# Application of interpretable data-driven methods for the reconstruction of supernova neutrino energy spectra following fast neutrino flavor conversions

Haihao Shi<sup>1,2,\*</sup> Zhenyang Huang<sup>1,2,†</sup> Qiyu Yan<sup>3,‡</sup>  
Junda Zhou<sup>4,2,§</sup> Guoliang Lü<sup>5,1,¶</sup> and Xuefei Chen<sup>6,7,2,\*\*</sup>

<sup>1</sup>*Xinjiang Astronomical Observatory, Chinese Academy of Sciences, Urumqi 830011, People's Republic of China*

<sup>2</sup>*School of Astronomy and Space Science, University of Chinese Academy of Sciences, Beijing 101408, People's Republic of China*

<sup>3</sup>*Guangxi Key Laboratory for Relativistic Astrophysics, School of Physical Science and Technology, Guangxi University, Nanning 530004, People's Republic of China*

<sup>4</sup>*Yunnan Observatories, Chinese Academy of Sciences, Kunming, 650216, People's Republic of China*

<sup>5</sup>*School of Physical Science and Technology, Xinjiang University, Urumqi 830046, People's Republic of China*

<sup>6</sup>*International Centre of Supernovae, Yunnan Key Laboratory of Supernova Research, Yunnan Observatories, Chinese Academy of Sciences, Kunming 650216, People's Republic of China*

<sup>7</sup>*Key Laboratory for Structure and Evolution of Celestial Objects, Chinese Academy of Sciences, Kunming 650216, People's Republic of China*

(Dated: July 15, 2025)

Neutrinos can experience fast flavor conversions (FFCs) in highly dense astrophysical environments, such as core-collapse supernovae and neutron star mergers, potentially affecting energy transport and other processes. The simulation of fast flavor conversions under realistic astrophysical conditions requires substantial computational resources and involves significant analytical challenges. While machine learning methods like Multilayer Perceptrons have been used to accurately predict the asymptotic outcomes of FFCs, their ‘black-box’ nature limits the extraction of direct physical insight. To address this limitation, we employ two distinct interpretable machine learning frameworks—Kolmogorov-Arnold Networks (KANs) and Sparse Identification of Nonlinear Dynamics (SINDy)—to derive physically insightful models from a FFC simulation dataset. Our analysis reveals a fundamental trade-off between predictive accuracy and model simplicity. The KANs demonstrates high fidelity in reconstructing post-conversion neutrino energy spectra, achieving accuracies of up to 90%. In contrast, SINDy uncovers a remarkably concise, low-rank set of governing equations, offering maximum interpretability but with lower predictive accuracy. Critically, by analyzing the interpretable model, we identify the number density of heavy-lepton neutrinos as the most dominant factor in the system’s evolution. Ultimately, this work provides a methodological framework for interpretable machine learning that supports genuine data-driven physical discovery in astronomy and astrophysics, going beyond prediction alone.

## I. INTRODUCTION

Neutrino emission plays a crucial role in the dynamics of core-collapse supernovae (CCSNe) and neutron star mergers (NSMs) [1–9], two astrophysical environments characterized by extreme densities and energies. Under these conditions, neutrinos undergo complex flavor conversion processes due to coherent forward scattering interactions within dense background neutrino gases [10–17].

A significant recent advancement in this area is the discovery of fast flavor conversions (FFCs), which occur over remarkably short spatial scales in the vacuum [18–23]. A necessary and sufficient condition for the occurrence of FFC is that the angular distribution of the neutrino lep-

ton number, defined as:

$$G(\mathbf{v}) = \frac{\sqrt{2}G_F}{(2\pi)^3} \int E_\nu^2 dE_\nu \left[ (f_{\nu_e}(p) - f_{\nu_x}(p)) - (f_{\bar{\nu}_e}(p) - f_{\bar{\nu}_x}(p)) \right], \quad (1)$$

crosses zero at some  $\mathbf{v} = \mathbf{v}(\mu, \phi_\nu)$ , where  $\mu = \cos \theta_\nu$  [24]. Here,  $G_F$  denotes the Fermi coupling constant, while  $E_\nu$ ,  $\theta_\nu$ , and  $\phi_\nu$  represent the neutrino energy, and the zenith and azimuthal angles of the neutrino velocity, respectively. The  $f_\nu$ ’s denote neutrino occupation numbers for different flavors, with  $\nu_x$  and  $\bar{\nu}_x$  referring to heavy-lepton neutrinos and antineutrinos. Following state-of-the-art CCSNe and NSM simulations, we assume  $\nu_x$  and  $\bar{\nu}_x$  share similar angular distributions. Under this assumption, Equation 2 simplifies to the conventional definition of the neutrino electron lepton number ( $\nu$ ELN).

The extremely short characteristic scales of FFC, in stark contrast to the much coarser resolution of typical hydrodynamic simulations of CCSNe and NSMs, present a substantial challenge for seamless integration. The vast disparity in temporal and spatial scales across the various physical processes further renders direct, first-principles simulations computationally prohibitive. Compounding

\* Haihao Shi and Zhenyang Huang contribute equally to this work; shihaihao@xao.ac.cn

† huangzhenyang@xao.ac.cn

‡ yanqiyu@st.gxu.edu.cn

§ zhujunda@ynao.ac.cn

¶ Corresponding author; guolianglv@xao.ac.cn

\*\* Corresponding author; cxf@ynao.ac.cn

these difficulties, certain simulation details also require careful attention—for instance, while the equipartition condition appears reasonable for out-going neutrinos, significant deviations arise for incoming neutrinos, affecting the matter profiles [25]. A promising strategy is to conduct small-scale FFCs simulations and apply the insights gained to inform larger hydrodynamic models [26–32]. To address this, extensive research has focused on local dynamical simulations with periodic boundary conditions [33–44], where quasistationary flavor states have been observed in the neutrino gas and are well described by analytical models [44]. Recent studies suggest that when the initial symmetry of the neutrino field is broken, the nature of flavor conversion changes, potentially offering deeper insights into FFCs [23, 45–47]. On the theoretical side, a quantum framework describing neutrino interactions with flavor wave quanta has recently been proposed [48]. On the computational side, an approximate method to predict the asymptotic state of FFCs without solving the full quantum kinetic equations in the three-flavor framework has also been developed [49]. These advances offer potential solutions to the computational challenges of fast flavor evolution.

Nonetheless, fully incorporating FFC effects into realistic CCSNe and NSM simulations remains challenging, as it requires resolving detailed neutrino angular distributions. A practical approach is to approximate neutrino transport using radial moments, thereby reducing the full angular dependence to a few key parameters. The neutrino distribution can then be characterized by radial moments  $I_{n,i}$ :

$$I_{n,i} = \frac{E_{\nu,i}^2 \Delta E_{\nu,i}}{(2\pi)^3} \int_{-1}^1 d\mu \mu^n \int_0^{2\pi} d\phi_\nu f_\nu(p). \quad (2)$$

Here,  $E_{\nu,i}$  and  $\Delta E_{\nu,i}$  denote the mean energy and width of the  $i$ -th energy bin, where  $I_{0,i} = n_{\nu,i}$  represents the neutrino count in that bin. Tracking these moments simplifies neutrino transport calculations. In practice, simulations typically provide only  $I_{0,i}$  and  $I_{1,i}$ , but in reality, what we need are their final values determined after FFCs. In addition, the energy-integrated moments can be obtained by summing over all  $I_i$ ’s.

Although flavor equilibration may occur immediately following rapid FFCs, this is not generally the asymptotic outcome, as feedback from subsequent collisional neutrino-matter interactions becomes increasingly important—particularly when FFCs occur inside the neutrinosphere [50]. Effective analytical methods have been developed to enable efficient and robust modeling of collisional feedback within the neutrinosphere [51]. Nonetheless, leveraging artificial intelligence to uncover hidden physical patterns in data remains a highly promising direction. This is because traditional analytical approaches typically involve specific assumptions and may not fully capture all aspects of the system’s complexity, creating unique opportunities for data-driven methods. With the rapid development of various neutrino telescopes, em-

ploying AI techniques offers an effective way to handle the vast volumes of observational data expected in the future and to extract the underlying physical insights. Recently, advances in machine learning, particularly neural networks, have been increasingly applied to astrophysics, including cosmological simulations [52–56] and astronomical data processing [57–65]. Recent studies have shown that artificial neural networks (NNs) can accurately predict the asymptotic outcomes of FFCs in both single- and multi-energy neutrino gases within the moments framework [66–68].

While deep learning has achieved remarkable success in certain research areas, many networks are parameter-intensive and lack transparency, making their internal mechanisms difficult to interpret. This remains a key challenge in AI-driven scientific research [69]. Addressing this issue requires moving beyond traditional “black box” models, as a deeper understanding of phenomena demands interpretability [70]. Interpretable networks are crucial for processing and analyzing data that may contain FFCs signatures. They not only enhance efficiency but also facilitate the extraction of physical features by tracing the model’s decision rationale and other similar methods, potentially leading to new hypotheses and insights in astronomy and physics.

Recently, Kolmogorov-Arnold Networks (KANs) have emerged as a promising solution. Inspired by the Kolmogorov-Arnold representation theorem, KANs introduce learnable activation functions that significantly improve model expressiveness while maintaining interpretability [71]. These advances open new possibilities for reanalyzing astronomical data and uncovering hidden physical features through interpretable modeling. Compared to conventional neural networks that focus on extracting features from data, KANs are more inclined to discover underlying physical laws. In parallel, the Sparse Identification of Nonlinear Dynamics (SINDy) framework has demonstrated effectiveness in recovering compact, symbolic representations of governing equations from data [72]. By promoting sparsity in the candidate function space, SINDy identifies the minimal set of terms required to describe system dynamics, offering a powerful tool for discovering interpretable physical laws from simulation outputs or observations.

In this work, we aim to develop a data-driven mapping from simulation outputs to underlying physical laws, offering a robust framework for interpreting not only the vast volume of astronomical observations but also the increasingly complex simulation data anticipated in the future. Specifically, using simulated FFCs data, we employ KANs and SINDy to reconstruct and predict post-FFC supernova neutrino spectra. Our predictions are based on the first two radial moments of neutrinos angular distributions in each energy bin—quantities typically available in state-of-the-art CCSNe and NSM simulations. This approach is intended to support the integration of FFCs into advanced CCSNe and NSM models through more interpretable frameworks.

In section II, we briefly introduce the structure of the model input. section III details the construction of KANs. In section IV, we describe the working principles of SINDy and how it is applied to the FFCs dataset. The reconstruction performance of KANs and SINDy for post-FFC supernova neutrino spectra is demonstrated in section V. Subsequently, section VI presents the extraction of physical insights from both the trained KANs and SINDy models. In section VII, we discuss the trade-off between predictive accuracy and interpretability in KAN and PySINDy. Finally, section VIII provides a summary of this work.

## II. MODEL INPUT

We first briefly introduce the input dataset used in this work, which is the same as that in [67]. This FFCs simulates a multienergy and multiangle neutrino gas in a 1D box, following the framework in [36]. For training and testing our models, we construct a dataset combining maximum entropy and Gaussian initial neutrino angular distributions. The final outcome of FFCs is determined by the three-flavor survival probability:

$$P_{\text{sur}}(\mu) = \begin{cases} \frac{1}{3}, & \text{for } \mu < \mu_c \\ \mathcal{S}_3(\mu), & \text{for } \mu > \mu_c \end{cases}, \quad (3)$$

where  $\mathcal{S}_3(\mu) = 1 - \frac{2}{3}h(|\mu - \mu_c|/\zeta)$ ,  $h(x) = (x^2 + 1)^{-1/2}$ . The parameter  $\zeta$  is chosen to ensure the continuity of  $P_{\text{sur}}(\mu)$ , and  $\mu^<$ ,  $\mu^>$  are defined based on the comparison of the integrals:

$$\Gamma_+ = \left| \int_{-1}^1 d\mu G(\mu) \Theta[G(\mu)] \right|, \\ \Gamma_- = \left| \int_{-1}^1 d\mu G(\mu) \Theta[-G(\mu)] \right|,$$

where  $\Theta$  denotes the Heaviside theta function,  $G(\mu) = \int_0^{2\pi} d\phi_\nu G(\mathbf{v})$  [44, 66].

The model parameters are as follows:  $\alpha \in (0, 2.5)$ ,  $F_{\nu_x, (i)} \in (0, 1)$ ,  $\bar{F}_{\nu_e, (i)} \in (0.4F_{\nu_x, (i)}, F_{\nu_x, (i)})$ , and  $F_{\nu_e, (i)} \in (0.4\bar{F}_{\nu_e, (i)}, \bar{F}_{\nu_e, (i)})$ , which follows the expected hierarchy:  $F_{\nu_e} \lesssim \bar{F}_{\nu_e} \lesssim F_{\nu_x}$ . The neutrino number densities  $n_{\nu, i}$  are sampled from a half-normal distribution with a mean of zero and a standard deviation of  $0.1n_\nu$ , where  $n_\nu$  is the energy-integrated neutrino number density. With  $F_\nu = (I_1/I_0)_\nu$ , the quantities with and without the subscript  $i$  refer to the energy-integrated spectrum and specific energy bin, respectively. The neutrino number densities in a given energy bin must be smaller than the corresponding energy-integrated values. This is consistent with [67].

Each input sample is represented by an 11-dimensional feature vector, which combines global moment-integrated

quantities and bin-specific energy information. Specifically, let:

$$\mathbf{x} = [\alpha_{\text{tot}}, F_{\nu_e}^{\text{tot}}, F_{\bar{\nu}_e}^{\text{tot}}, n_{\nu_e}, F_{\nu_e, i}, n_{\bar{\nu}_e}, F_{\bar{\nu}_e, i}, n_{\nu_x}, F_{\nu_x, i}, E_{\nu_e, i}, E_{\bar{\nu}_e, i}]. \quad (4)$$

TABLE I: Definitions of the physical input variables.

Symbol	Description
$\alpha_{\text{tot}}$	total ratio of $I_0^{\bar{\nu}_e}$ to $I_0^{\nu_e}$ ;
$F_{\nu_e}^{\text{tot}}$	total flux factor for electron neutrinos;
$F_{\bar{\nu}_e}^{\text{tot}}$	total flux factor for electron antineutrinos;
$n_{\nu_e}$	number density of electron neutrinos after integration over all energies;
$F_{\nu_e, i}$	flux factor of electron neutrinos in the $i$ th energy bin;
$n_{\bar{\nu}_e}$	number density of electron antineutrinos after integration over all energies;
$F_{\bar{\nu}_e, i}$	flux factor of electron antineutrinos in the $i$ th energy bin;
$n_{\nu_x}$	number density of heavy-lepton neutrinos after integration over all energies;
$F_{\nu_x, i}$	flux factor of heavy-lepton neutrinos in the $i$ th energy bin.

Our 11-dimensional input vector consists of two sets of features. The first nine quantities primarily describe the moments of the neutrino distribution, as defined in Table I. In addition, we include two energy-dependent components,  $E_{\nu_e, i}$  and  $E_{\bar{\nu}_e, i}$ , defined for each bin  $i$  as follows [67]:

$$E_{\nu, i} = 70 - 60 \sqrt{\frac{F_{\nu, i}}{F_{\nu}^{\text{tot}}}}, \quad E_{\nu, i} \in [0, 60], \quad (5)$$

with an identical expression for antineutrinos. In practice, each  $E_{\nu, i}$  is computed from the ratio  $F_{\nu, i}/F_{\nu}^{\text{tot}}$  and then clipped to the interval  $[0, 60]$  to ensure numerical stability. A mask is applied to retain only those bins for which both  $E_{\nu_e, i}$  and  $E_{\bar{\nu}_e, i}$  are nonnegative; this masking is applied consistently to both inputs and targets so that the original training-set composition is preserved. Finally,  $E_{\nu_e, i}$  and  $E_{\bar{\nu}_e, i}$  are concatenated (in that order) to the nine moment-integrated inputs, yielding an 11-dimensional vector for each sample. Throughout this process, the input dataset remains unchanged except for the bin-mask filtering, thereby ensuring that the models learn from a physically consistent input distribution.

## III. KOLMOGOROV-ARNOLD NETWORKS

Kolmogorov-Arnold representation theorem states that if  $f$  is a multivariate continuous function on a

bounded domain, then  $f$  can be written as a finite composition of continuous functions of a single variable and the binary operation of addition. More specifically, for a smooth  $f : [0, 1]^n \rightarrow \mathbb{R}$ :

$$f(x_1, \dots, x_n) = \sum_{q=1}^{2n+1} \Phi_q \left( \sum_{p=1}^n \phi_{q,p}(x_p) \right). \quad (6)$$

Similar to Multilayer Perceptrons (MLPs), which are based on the Universal Approximation Theorem, KANs integrate the Kolmogorov-Arnold representation theorem into neural networks. Instead of relying on fixed activation functions between nodes, KANs employ activation functions parameterized by trainable B-splines, making them learnable during training. As a result, both  $\Phi_q$  and  $\phi_{q,p}$  in Equation 6 become functions that the network can adaptively learn. Specifically, at each layer, the transformation  $\Phi_l$  operates on the input  $x_l$  to produce the input for the next layer,  $x_{l+1}$ , as represented in the following matrix:

$$\begin{aligned} x_{l+1} &= \Phi_l(x_l) \\ &= \begin{pmatrix} \phi_{l,1,1}(\cdot) & \phi_{l,1,2}(\cdot) & \cdots & \phi_{l,1,n_l}(\cdot) \\ \phi_{l,2,1}(\cdot) & \phi_{l,2,2}(\cdot) & \cdots & \phi_{l,2,n_l}(\cdot) \\ \vdots & \vdots & & \vdots \\ \phi_{l,n_{l+1},1}(\cdot) & \phi_{l,n_{l+1},2}(\cdot) & \cdots & \phi_{l,n_{l+1},n_l}(\cdot) \end{pmatrix} x_l. \end{aligned} \quad (7)$$

The final output of the network is given by the composition of all layer transformations, as shown in the following equation:

$$\text{KANs}(x) = (\Phi_{L-1} \circ \Phi_{L-2} \circ \cdots \circ \Phi_0)(x). \quad (8)$$

We can also rewrite the above equation to make it more analogous to Equation 6, assuming output dimension  $n_L = 1$ , and define  $f(x) \equiv \text{KAN}(x)$ :

$$\begin{aligned} f(x) &= \sum_{i_{L-1}=1}^{n_{L-1}} \phi_{L-1,i_L,i_{L-1}} \left( \cdots \right. \\ &\quad \left. \left( \sum_{i_1=1}^{n_1} \phi_{1,i_2,i_1} \left( \sum_{i_0=1}^{n_0} \phi_{0,i_1,i_0}(x_{i_0}) \right) \right) \cdots \right). \end{aligned} \quad (9)$$

Compared to MLPs with fixed activation functions, these diverse set of  $\{\phi_{l,j,k}\}$  not only enables the extraction of richer nonlinear features from the data through training but can also be further fitted to elementary functions, which enables KAN-based networks to achieve the same level of accuracy with fewer nodes and parameters, thereby enhancing interpretability [71].

Tailored to the input dataset detailed in section II, the network we designed is shown in Figure 2, comprising 11 input neurons, 4 hidden neurons, and 8 output

neurons. Notably, we adopted a unified modeling strategy. Our single network architecture simultaneously processes all neutrino channels without decoupling flavors (e.g., electron-neutrinos from their antiparticles) and is applied universally across all energy bins. This holistic approach ensures that the network, which will later undergo symbolic regression, can more effectively capture the underlying correlations and dynamics of the FFC process.

In our experiments, the network is trained with a composite loss function that balances mean squared error against three physics-inspired constraints. Let  $\hat{I}_c$  and  $I_c$  denote the predicted and true moments for channel  $c \in \{1, \dots, 8\}$ . We defined the base loss by:

$$L_{\text{base}} = \sum_{c=1}^8 (\hat{I}_c - I_c)^2. \quad (10)$$

To impose energy-flavor correlations arising from fast flavor conversion, we introduce two combinations:

$$a_{\nu_e e} = E_{\nu_e} I_0^{\nu_e} + E_{\bar{\nu}_e} I_0^{\bar{\nu}_e}, \quad (11)$$

$$a_{\nu_e x} = E_{\nu_e} I_0^{\nu_x} - E_{\bar{\nu}_e} I_0^{\bar{\nu}_x}, \quad (12)$$

where  $E_{\nu_e}$  and  $E_{\bar{\nu}_e}$  are the energy features introduced in Equation 5. We then define two pointwise auxiliary losses:

$$L_{\text{extra},1} = (a_{\nu_e e}^{\text{pred}} - a_{\nu_e e}^{\text{true}})^2, \quad (13)$$

$$L_{\text{extra},2} = (a_{\nu_e x}^{\text{pred}} - a_{\nu_e x}^{\text{true}})^2, \quad (14)$$

together with a global-exchange term that matches the batch-mean of  $a_{\nu_e x}$  between prediction and target:

$$L_{\text{extra},3} = \left( \overline{a_{\nu_e x}^{\text{pred}}} - \overline{a_{\nu_e x}^{\text{true}}} \right)^2. \quad (15)$$

Rather than fixing the relative weights of  $L_{\text{extra},1}$ ,  $L_{\text{extra},2}$ , and  $L_{\text{extra},3}$  by hand, we employ a small ancillary module, LossMixer, whose sole trainable parameters are a vector  $\alpha \in \mathbb{R}^3$ . At each training step, the softmax of  $\alpha$  yields a probability vector  $\mathbf{p} = (p_1, p_2, p_3)$  that adaptively weights the three auxiliary losses:

$$L_{\text{aux}} = p_1 L_{\text{extra},1} + p_2 L_{\text{extra},2} + p_3 L_{\text{extra},3}. \quad (16)$$

Finally, the total loss is defined as:

$$L_{\text{total}} = 0.9 L_{\text{base}} + 0.1 L_{\text{aux}}. \quad (17)$$

This formulation ensures that the network learns to reproduce all eight output moments accurately (via  $L_{\text{base}}$ )

while simultaneously enforcing the energy–flavor conservation relationships (via the three auxiliary terms). Empirically, the dynamic reweighting implemented by LossMixer accelerates convergence, yields predictions that honor underlying physical constraints, and improves generalization compared to using an unweighted mean squared error alone.

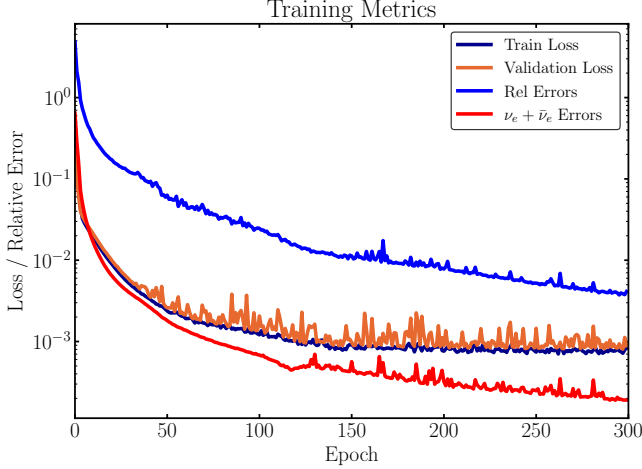


FIG. 1: The evolution of key metrics during the training process. The plot displays the training loss, validation loss, and two physics-informed error terms as a function of the training epoch. The logarithmic scale on the y-axis highlights the convergence behavior of the network.

Figure 1 shows the training metrics through the training process, in which the calculation methods for the two error metrics are presented. Both metrics are forms of the Mean Absolute Error (MAE), calculated on the validation set. A small constant,  $\epsilon = 10^{-8}$ , is added to the denominator in both cases to ensure numerical stability.

The overall relative error (represented by the blue line in the figure), denoted as  $\mathcal{L}_{\text{rel}}$ , measures the average relative error across all eight output neurons of the model. For a validation set with  $N$  samples, where  $\hat{y}_{j,i}$  is the model's  $i$ -th predicted output for the  $j$ -th sample and  $y_{j,i}$  is the corresponding true value, it is calculated as:

$$\mathcal{L}_{\text{rel}} = \frac{1}{N} \sum_{j=1}^N \left( \frac{1}{8} \sum_{i=0}^7 \frac{|\hat{y}_{j,i} - y_{j,i}|}{|y_{j,i}| + \epsilon} \right). \quad (18)$$

The  $\nu_e + \bar{\nu}_e$  error (represented by the red line), denoted as  $\mathcal{L}_{\nu}$ , is designed to assess the model's performance on a key parameter. It specifically evaluates the model's ability to predict the total contribution of electron neutrinos and antineutrinos. For each sample  $j$ , we define  $S_{\text{pred},j}$  and  $S_{\text{true},j}$  as the predicted and true sums for this total neutrino contribution, respectively. The error  $\mathcal{L}_{\nu}$  is then the MAE calculated between these summed scalar values, averaged across all samples in the validation set:

$$\mathcal{L}_{\nu} = \frac{1}{N} \sum_{j=1}^N \frac{|S_{\text{pred},j} - S_{\text{true},j}|}{|S_{\text{true},j}| + \epsilon}. \quad (19)$$

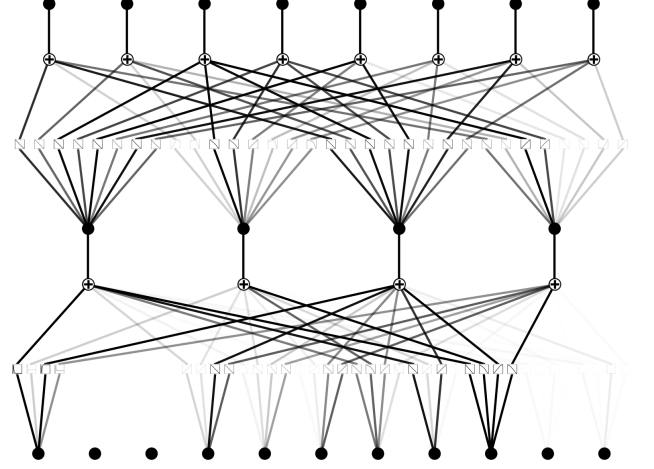


FIG. 2: Visualization of the trained KAN architecture used to model the fast flavor conversion process. The eleven input neurons at the bottom correspond, from left to right, to the physical features of the pre-conversion neutrino gas as detailed in Equation 4. The eight output neurons at the top yield the predicted post-conversion radial moments for all relevant flavors ( $I_0^{\nu_e}, I_1^{\nu_e}, I_0^{\bar{\nu}_e}, I_1^{\bar{\nu}_e}, I_0^{\nu_x}, I_1^{\nu_x}, I_0^{\bar{\nu}_x}, I_1^{\bar{\nu}_x}$ , from left to right). The curves on the edges represent the learned one-dimensional activation functions, which are parameterized by B-splines. The activation shapes shown are taken from a representative training run, illustrating the complex functional relationships captured by the model.

Figure 2 visualizes the architecture of the trained KAN from a representative run. The opacity of each edge connecting the nodes is proportional to the amplitude of the corresponding B-spline activation function learned on that path. This amplitude can be understood as representing the relative contribution of the corresponding node within the entire model. A key feature is the network's intrinsic pruning of several connections, which are visualized as faded or white lines. Notably, connections originating from the second, third, tenth, and eleventh input neurons are systematically discarded. These inputs correspond to the total flux factors ( $F_{\nu_e}^{\text{tot}}, F_{\bar{\nu}_e}^{\text{tot}}$ ) and the bin-specific energies ( $E_{\nu_e,i}, E_{\bar{\nu}_e,i}$ ), respectively. We found this result to be a robust feature, consistently emerging across multiple training initializations with different random seeds, rather than an artifact of a single run. This interesting finding is discussed further in section VI.

However, we identified that the symbolic regression process, a key step for KAN interpretability, exhibits a notable sensitivity to the random seed used in training.

To obtain a robust and canonical symbolic model, we adopted an ensemble averaging approach. Specifically, the network was trained multiple times with different random seeds, and the B-spline coefficients for each learnable activation function were averaged across all runs. By performing symbolic regression on this stable set of averaged parameters, we mitigate the effects of stochastic initialization and derive a more representative model of the underlying dynamics.

#### IV. SPARSE IDENTIFICATION OF NONLINEAR SYSTEM PART

Although KANs can successfully build analytical network for the neutrino fast flavor conversion, we identified two key limitations: the resulting formulas can lack the desired simplicity, and the process of symbolic regression sometimes struggles with randomness-induced bias. To overcome these specific challenges and to construct a more concise, low-rank model, we employ the Sparse Identification of Nonlinear Dynamics (SINDy) framework to extract interpretable models from input data. SINDy assumes that the system dynamics can be described by a sparse combination of candidate nonlinear functions. The system is modeled as a general nonlinear dynamical system [72]:

$$\dot{\mathbf{x}}(t) = \mathbf{f}(\mathbf{x}(t)), \quad (20)$$

where  $\mathbf{x}(t) \in \mathbb{R}^n$  is the state vector and  $\mathbf{f}$  is an unknown function representing the dynamics.

To identify  $\mathbf{f}$  from data, we collect a sequence of measurements  $\mathbf{x}(t_1), \dots, \mathbf{x}(t_m)$  and their derivatives  $\dot{\mathbf{x}}(t_1), \dots, \dot{\mathbf{x}}(t_m)$ , and form the data matrices:

$$X = \begin{bmatrix} \mathbf{x}^T(t_1) \\ \mathbf{x}^T(t_2) \\ \vdots \\ \mathbf{x}^T(t_m) \end{bmatrix} = \begin{bmatrix} x_1(t_1) & x_2(t_1) & \cdots & x_n(t_1) \\ x_1(t_2) & x_2(t_2) & \cdots & x_n(t_2) \\ \vdots & \vdots & \ddots & \vdots \\ x_1(t_m) & x_2(t_m) & \cdots & x_n(t_m) \end{bmatrix}, \quad (21)$$

$$\dot{X} = \begin{bmatrix} \dot{\mathbf{x}}^T(t_1) \\ \dot{\mathbf{x}}^T(t_2) \\ \vdots \\ \dot{\mathbf{x}}^T(t_m) \end{bmatrix} = \begin{bmatrix} \dot{x}_1(t_1) & \dot{x}_2(t_1) & \cdots & \dot{x}_n(t_1) \\ \dot{x}_1(t_2) & \dot{x}_2(t_2) & \cdots & \dot{x}_n(t_2) \\ \vdots & \vdots & \ddots & \vdots \\ \dot{x}_1(t_m) & \dot{x}_2(t_m) & \cdots & \dot{x}_n(t_m) \end{bmatrix}. \quad (22)$$

Since our dataset corresponds to a neutrino system that has undergone FFCs and settled into the asymptotic state, Equation 21 and Equation 22 reduce to:

$$X = \begin{bmatrix} \mathbf{x}_{(1)}^T \\ \vdots \\ \mathbf{x}_{(m)}^T \end{bmatrix}, \quad \dot{X} = \begin{bmatrix} \dot{\mathbf{x}}_{(1)}^T \\ \vdots \\ \dot{\mathbf{x}}_{(m)}^T \end{bmatrix}. \quad (23)$$

A library of candidate nonlinear functions,  $\Theta(\mathbf{X})$ , is then constructed by evaluating various functions on  $\mathbf{X}$ :

$$\Theta(\mathbf{X}) = [\mathbf{1} \ \mathbf{X} \ \mathbf{X}^{P_2} \ \cdots \ \sin(\mathbf{X}) \ \cos(\mathbf{X}) \ \cdots], \quad (24)$$

where  $\mathbf{1}$  represents a column of ones for constant terms,  $\mathbf{X}^{P_2}$  represents second-order polynomial terms (e.g.,  $x_i^2$ ,  $x_i x_j$ ), and other functions like trigonometric terms are included as deemed relevant for the specific dynamics.

The dynamics are then approximated by a sparse linear combination of these candidate functions:

$$\dot{\mathbf{X}} = \Theta(\mathbf{X})\Xi, \quad (25)$$

where  $\Xi$  is a sparse coefficient matrix. Each column of  $\Xi$  identifies the active terms in the corresponding component of the dynamics.

A critical challenge within the traditional SINDy method is the selection of a suitable sparsification threshold. To obtain a sparse coefficient matrix  $\Xi$  in Equation 25, a threshold is typically applied to eliminate terms with coefficient values below a certain magnitude. However, the choice of this threshold is decisive for the correct identification of the model structure, and an inappropriate threshold can lead to inaccurate model identification or significantly increased computational costs.

To circumvent this limitation, we use Global Sensitivity Analysis (GSA) techniques, forming the SINDy-SA framework [73]. The core idea of SINDy-SA is to leverage sensitivity analysis to hierarchize the importance of terms within the candidate function library  $\Theta(\mathbf{X})$ , thereby circumventing the need for manually defining a sparse threshold.

The SINDy-SA framework operates as an iterative process where sensitivity analysis guides the sparsification. This framework incorporates a general workflow encompassing different experimental settings, recalibration of each identified model, and the use of model selection techniques to choose the optimal and most parsimonious model. Specifically, this iterative workflow encompasses the following key steps:

The process begins with ridge regression estimation. At the start of each iteration, an estimate for the coefficient matrix  $\Xi$  is obtained by solving a least-squares problem with  $l_2$ -regularization (ridge regression). Ridge regression is chosen for its robustness and accuracy in balancing the residual sum of squares and preventing overfitting. The estimate for each column  $k$  of  $\Xi$ , denoted  $\hat{\xi}_k$ , is given by:

$$\hat{\xi}_k = \arg \min_{\xi'_k} \|\dot{\mathbf{X}}_k - \Theta(\mathbf{X})\xi'_k\|_2 + \alpha \|\xi'_k\|_2,$$

for each column  $k$  of  $\dot{\mathbf{X}}$ , (26)

where  $\alpha$  is the tuning parameter that controls the relative impact of the two terms on the coefficient estimates.

Following ridge regression, error computation and convergence check are performed. The predicted derivatives  $\hat{\dot{\mathbf{X}}} = \Theta(\mathbf{X})\hat{\Xi}$  are computed, and the Sum of Squared

Errors (SSE) between the measured or approximated derivatives  $\dot{\mathbf{X}}$  and the predicted derivatives  $\hat{\dot{\mathbf{X}}}$  is calculated. The iterative process continues until a significant increase in the SSE is observed compared to the mean ( $\mathcal{M}_\tau$ ) and standard deviation ( $\mathcal{D}_\tau$ ) of errors from previous iterations. This stopping criterion ensures that further elimination of terms does not unduly compromise model accuracy.

If the SSE does not significantly increase, the Sensitivity Analysis is performed on the current model parameters (i.e., the non-zero coefficients in  $\Xi$ ). This study specifically utilizes the Morris method, also known as the Elementary Effects (EE) method, due to its simplicity and low computational cost. The EE method is capable of assessing both the overall importance of the coefficients and their nonlinear and interaction effects. For each input parameter  $i$  and each state variable (Quantity of Interest, QoI)  $k$ , we compute the sensitivity indices  $\mu_{k,i}^*$  (representing influence) and  $\sigma_{k,i}$  (representing non-linearity/interaction). To integrate these two aspects and facilitate the ranking of parameters by importance, a combined sensitivity index  $\mathcal{S}_{k,i}$  is defined as:

$$\mathcal{S}_{k,i} = \sqrt{(\mu_{k,i}^*)^2 + (\sigma_{k,i})^2}$$

A larger value of  $\mathcal{S}_{k,i}$  indicates a greater overall influence of the  $i$ -th parameter on the  $k$ -th QoI. Based on these sensitivity indices, candidate functions for each dynamical system equation are ordered, and the least important terms are iteratively eliminated. This procedure ensures that influential terms are retained while achieving model sparsification.

Through the SINDy-SA framework, the model adaptively selects the most relevant terms based on data and the physical importance of the terms, thereby enabling more robust, accurate, and interpretable identification of nonlinear dynamical systems without relying on arbitrary manual thresholds. The specific implementation in this study uses the Python packages `pySINDy` [74, 75] and `SALib` [76, 77].

The SINDy and SINDy-SA analysis revealed a concise linear relationship governing the system, which connects the 11 inputs to the 8 outputs. This relationship is captured by the matrix equation:

$$\begin{bmatrix} y_1 \\ y_2 \\ \vdots \\ y_8 \end{bmatrix} = \mathbf{A} \begin{bmatrix} x_1 \\ x_2 \\ \vdots \\ x_{11} \end{bmatrix} + \mathbf{B} \begin{bmatrix} \sin(x_1) \\ \sin(x_2) \\ \vdots \\ \sin(x_{11}) \end{bmatrix} + \mathbf{C} \quad (27)$$

This expression defines a model that maps an input vector  $\mathbf{x} \in \mathbb{R}^{11}$  to an output vector  $\mathbf{y} \in \mathbb{R}^8$ . The model consists of a linear mapping of the raw inputs by a coefficient matrix  $\mathbf{A} \in \mathbb{R}^{8 \times 11}$ , a non-linear component from a matrix  $\mathbf{B} \in \mathbb{R}^{8 \times 11}$  that acts on the element-wise sine of the inputs,  $\sin(\mathbf{x})$ , and an added bias vector  $\mathbf{C} \in \mathbb{R}^8$ .

Here,  $\mathbf{x}$  and  $\mathbf{y}$  are consistent with the inputs and outputs of the KANs network. The full expressions and coefficients can be found in the link provided in *Code and Data Availability*.

## V. NEUTRINO ENERGY SPECTRA RECONSTRUCTION AND COMPARATIVE ANALYSIS

In the preceding sections, we established two distinct data-driven frameworks for modeling fast flavor conversions. The ultimate test of these models lies in their ability to perform the crucial task of reconstructing the final, post-conversion neutrino energy spectra from a limited set of initial radial moments in the dataset. In this section, we apply both the KAN and SINDy models to this reconstruction task. We first outline the procedure for generating the energy spectra from the model outputs, and then present a detailed comparative analysis of each model's accuracy and interpretability, using the results to highlight the fundamental trade-offs between these competing objectives.

The energy-differential number flux of a neutrino species  $\nu_\beta$  is expressed as [16]

$$\mathcal{F}_{\nu_\beta}(E_\nu) \propto \frac{L_{\nu_\beta}}{\langle E_{\nu_\beta} \rangle} f_{\nu_\beta}(E_\nu), \quad (28)$$

where the normalized energy spectrum  $f_{\nu_\beta}(E_\nu)$  is given by

$$f_{\nu_\beta}(E_\nu) = \frac{1}{T_{\nu_\beta} \Gamma(1 + \eta_{\nu_\beta})} \left( \frac{E_\nu}{T_{\nu_\beta}} \right)^{\eta_{\nu_\beta}} \exp \left( -\frac{E_\nu}{T_{\nu_\beta}} \right), \quad (29)$$

with  $\eta_{\nu_\beta}$  denoting the spectral pinching parameter, and  $T_{\nu_\beta} = \langle E_{\nu_\beta} \rangle / (1 + \eta_{\nu_\beta})$ . Here,  $\langle E_{\nu_\beta} \rangle$  is the mean neutrino energy, and  $L_{\nu_\beta}$  is the total luminosity.

For the SN accretion phase, the adopted benchmark parameters are [16]:

$$\begin{aligned} L_{\nu_e} : L_{\bar{\nu}_e} : L_{\nu_x} &= 1 : 1 : 0.33, \\ \langle E_{\nu_e} \rangle : \langle E_{\bar{\nu}_e} \rangle : \langle E_{\nu_x} \rangle &= 9 : 12 : 16.5, \\ \eta_{\nu_e} : \eta_{\bar{\nu}_e} : \eta_{\nu_x} &= 3.2 : 4.5 : 2.3. \end{aligned} \quad (30)$$

Following the approach of [67], we consider only the ratios of average energies and luminosities as relevant parameters. For the energy-integrated flux factors, we adopt  $F_{\nu_e} = 0.5$ ,  $F_{\bar{\nu}_e} = 0.7$ , and  $F_{\nu_x} = 0.8$ . The energy-dependent flux factor is modeled as given in Equation 5, assuming 14 energy bins and a spectral cutoff at  $E_{\nu,i} \gtrsim 60$  MeV. This decreasing trend reflects the expected suppression of flux at higher energies due to the nonlinear dependence of neutrino-matter cross sections in the CCSNe environment. While this treatment is phenomenological, it captures the essential energy dependence of the flux factor. Figure 3 displays the initial spectra consistent with these assumptions before the onset of FFCs.



Given our models, the final neutrino number density in each energy bin is computed as

$$n_{\nu_\beta(\bar{\nu}_\beta),i}^{\text{fin}} = \frac{N_{\nu(\bar{\nu}),i}^{\text{ini}}}{N_{\nu(\bar{\nu}),i}^{\text{pred}}} n_{\nu_\beta(\bar{\nu}_\beta),i}^{\text{pred}}, \quad (31)$$

where  $n_{\nu_\beta(\bar{\nu}_\beta),i}^{\text{pred}}$  is the model-predicted number density for neutrino species  $\beta$  in bin  $i$ .  $N_{\nu(\bar{\nu}),i}^{\text{pred}}$  and  $N_{\nu(\bar{\nu}),i}^{\text{ini}}$  denote the predicted and initial total (anti)neutrino number densities, respectively.

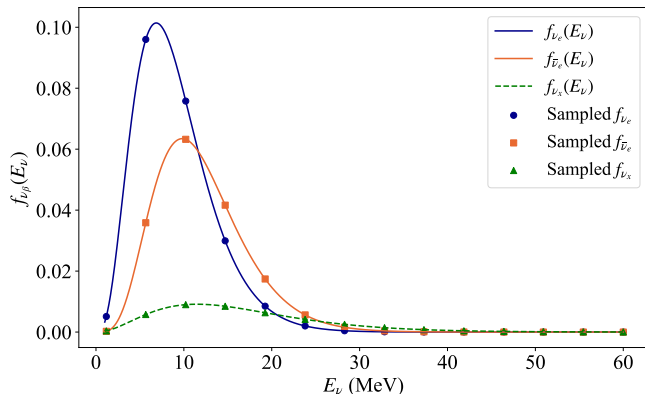


FIG. 3: The plot illustrates the energy distributions of three types of neutrinos: electron-type neutrinos ( $\nu_e$ ), anti-electron neutrinos ( $\bar{\nu}_e$ ), and heavy-lepton flavor neutrinos ( $\nu_x$ ). The theoretical distributions for these neutrinos are shown by the blue, orange, and green curves, respectively. Sampled data points are represented by blue circles for  $\nu_e$ , orange squares for  $\bar{\nu}_e$ , and green triangles for  $\nu_x$ .

To evaluate the accuracy of the reconstructed neutrino energy spectra after FFCs, we introduce the spectral shape error,  $\delta_\nu$ , as our primary metric. This error is calculated as the sum of absolute differences across all energy bins, normalized by the total count of true neutrinos:

$$\delta_\nu = \sum_i \frac{n_{\nu,i}}{n_\nu} \left| \frac{\Delta n_{\nu,i}}{n_{\nu,i}} \right|, \quad (32)$$

where  $n_{\nu,i}$  is the neutrino number in the  $i$ -th energy bin,  $\Delta n_{\nu,i} = n_{\nu,i}^{\text{pred}} - n_{\nu,i}^{\text{true}}$ , and  $n_\nu = \sum_i n_{\nu,i}$  is the total neutrino number. This definition provides a weighted average of the relative errors across all energy bins. For the results shown in Figure 4, the errors for each model are listed in Table II. Overall, the figure and the data in the table illustrate the ability of the models to reproduce

the characteristic spectral shape and peak location across all neutrino species.

To systematically evaluate the performance of different data-driven methods, we conducted a comparison of five models based on two primary criteria: predictive accuracy and model interpretability. As shown in Table II, our evaluation spans a range of techniques used in this work, from traditional “black-box” neural networks to symbolic regression methods designed for discovering physical laws.

The results illustrate that no single model achieves uniformly superior predictive accuracy across all neutrino species. The Parametric Kolmogorov-Arnold Network (Param. KAN) demonstrates the lowest prediction errors for the  $\nu_e$  and  $\nu_x$  species, while the baseline MLP model achieves the smallest errors for  $\bar{\nu}_e$  and  $\bar{\nu}_x$ . The Symbolic KAN yields moderate errors overall, performing better than the PySINDy-based methods. In contrast, the PySINDy and PySINDy-SA models, despite their advantages in interpretability—with PySINDy-SA being the most interpretable—consistently show the highest prediction errors in this comparison.

From the perspective of model architecture and interpretability, these methods span a spectrum from “black-box” to “white-box.” The MLP is a classic black-box model, with opaque internal logic. At the other extreme, the PySINDy methods serve as white-box models, distilling system dynamics into concise ordinary differential equations (ODEs) that are ideal for uncovering physical laws. Notably, PySINDy-SA is specifically designed to deliver the most interpretable, concise expressions. The KAN model occupies an intermediate position: its parametric form achieves high-fidelity predictions, while its symbolic form can generate interpretable formulas. It is important to note, however, that these symbolic formulas are often highly complex.

Taken together, our analysis highlights a fundamental trade-off in data-driven scientific modeling: balancing predictive accuracy with physical interpretability. If the primary goal is to achieve the highest possible accuracy in predicting system states, models like the Param. KAN or MLP are advantageous. Conversely, for research focused on discovering and understanding fundamental physical laws, methods such as PySINDy and PySINDy-SA—which produce concise, interpretable governing equations—are indispensable, even if this comes at the cost of reduced predictive accuracy. While Symbolic KAN offers a potential pathway for unifying high accuracy with interpretability, its resulting complexity suggests that truly interpretable models must also remain sufficiently concise to yield human-understandable, meaningful physical insight.

## VI. DATA-DRIVEN EXPLORATION OF PHYSICAL INFORMATION

As shown in Figure 2, despite employing diverse machine learning training methodologies, our converged re-

sults consistently indicate that the parameter  $F_{\text{total}}$  is



TABLE II: Comparison of different models for reconstructing post-FFC supernova neutrino energy spectra. The models are evaluated on their reconstruction accuracy, quantified by the spectral shape error  $\delta_\nu$  for each neutrino ( $\nu_e$ ,  $\bar{\nu}_e$ ,  $\nu_x$ ,  $\bar{\nu}_x$ ). For each method, the values presented correspond to the best-performing result obtained from multiple training runs or configurations. Lower  $\delta_\nu$  indicates higher accuracy. We also report an overall average accuracy, defined as  $(1 - \bar{\delta}_\nu) \times 100\%$ , where  $\bar{\delta}_\nu$  is the mean of the  $\delta_\nu$  values across the four neutrino types. Additionally, model form and interpretability are also described.

Model	$\delta_{\nu_e}$	$\delta_{\bar{\nu}_e}$	$\delta_{\nu_x}$	$\delta_{\bar{\nu}_x}$	Average Accuracy	Model Form & Interpretability
MLP [67]	0.20	0.06	0.23	0.05	86%	Black-box neural network (High Accuracy)
Param. KAN	0.11	0.08	0.13	0.10	90%	Parametric B-splines (High Accuracy)
Symbolic KAN	0.20	0.18	0.13	0.16	83%	Complex symbolic formula (Interpretable)
PySINDy	0.21	0.21	0.19	0.19	80%	Concise ODEs (Parsimonious and Interpretable)
PySINDy-SA	0.23	0.21	0.19	0.19	80%	Concise ODEs (Most Parsimonious and Interpretable)

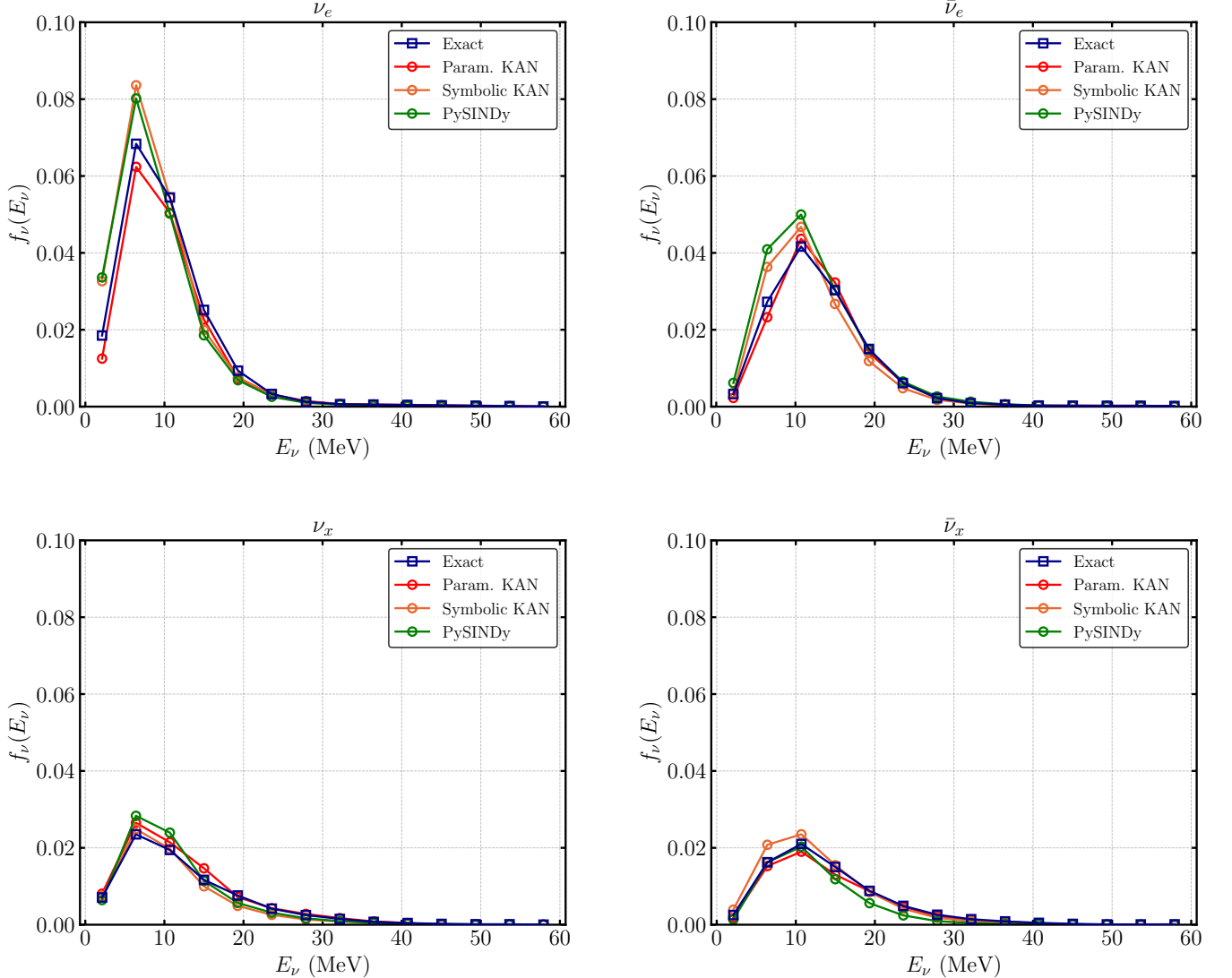


FIG. 4: This figure compares the reconstructed post-FFC energy spectra from our models with exact calculations. The exact calculations are performed using the benchmark setup described in [67]. The panels show results for  $\nu_e$  (top-left),  $\bar{\nu}_e$  (top-right),  $\nu_x$  (bottom-left), and  $\bar{\nu}_x$  (bottom-right). The legend indicates results from Exact (blue squares), Parametric KAN (red circles), Symbolic KAN (orange circles), and PySINDy (green circles).

not utilized in predicting the final neutrino momentum. However, satisfactory outcomes cannot be achieved if it's

removed from the dataset prior to training. This suggests that  $F_{\text{total}}$  is still involved in the training process; however, its spectral dependence likely approximates a constant relationship rather than a variable one, leading to its simplification by the network in the final stages. This aligns with the previously proposed theory that in a multi-energy neutrino gas, when the FFC growth rate significantly surpasses that of the vacuum Hamiltonian, all neutrinos exhibit a common survival probability determined by the energy-integrated spectrum (regardless of energy) [67]. However, Figure 2 shows that the energy input still has a small weight, which is possibly due to energy-dependent neutrino emission and absorption occurring later in the evolution [78]. Utilizing the methodology described above, this study obtains the analytical and semi-analytical dependence of the energy spectrum on its moments. Formally, the dependencies derived from both KAN and SINDy can be represented by matrix equations of an identical form. This may indicate that for most learning tasks, there exists an underlying, well-performing, low-rank neural network solution [79].

While KAN can yield symbolic expressions, their complexity makes them less suitable for extracting physical insights than the more concise SINDy-based methods. Table II show that the SINDy and SINDy-SA models have nearly identical predictive accuracy. However, since SINDy-SA is specifically designed to produce the most simplified form, it represents the ideal candidate for our analysis. Consequently, this section will focus exclusively on the insights derived from the SINDy-SA model.

To identify the key input physical variables influencing the FFC outputs, we computed the Mutual Information (MI) based on the results obtained from SINDy-SA. MI is an information-theoretic metric that quantifies the amount of information shared between two random variables. Formally, the MI between variables  $X$  and  $Y$  is defined as [80]:

$$I(X; Y) = \iint p(x, y) \log \frac{p(x, y)}{p(x)p(y)} dx dy.$$

Importantly, it can detect both linear and nonlinear dependencies without assuming any specific functional form. In the context of feature selection or sensitivity analysis, MI provides a model-agnostic way to evaluate the relevance of input variables for predicting outputs. The MI heatmap is shown in Figure 5. To complement the mutual information analysis, we also employed SHapley Additive exPlanations (SHAP) [81, 82] to investigate the input-output relationships from a model-based perspective. The feature importance rankings derived from SHAP proved to be robust across different explainers (LightGBM, RandomForest, and XGBoost) and strongly corroborated the findings presented in Figure 5. Given this consistency, a detailed discussion is omitted for brevity. The complete code is available at the link provided in *Code and Data Availability*.

Across all input parameters,  $n_{\nu_x}$  is observed to be the

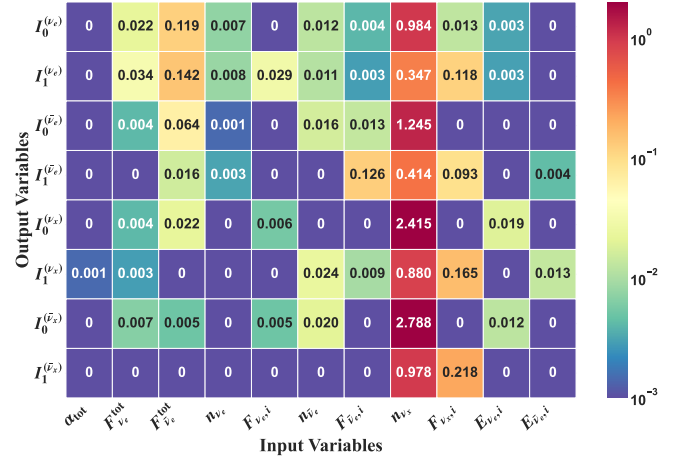


FIG. 5: Heatmap of the MI scores quantifying the statistical dependence between input physical variables and output moments. MI is a robust measure that captures both linear and non-linear relationships. The scores are plotted on a logarithmic color scale, where warmer colors (red) indicate stronger dependence and cooler colors (blue) signify weaker dependence. The analysis prominently identifies the  $n_{\nu_x}$  as the most influential input variable, exhibiting the highest degree of correlation with the output moments, particularly  $I_0$ .

most influential and exhibits the strongest correlation with all outputs. This is not a surprising result, as it has a similar structure to previous work showing that the frequency of collective oscillations scales as  $\sim \sqrt{\omega \mu_\nu}$  [83], where  $\omega$  is the vacuum neutrino oscillation frequency and  $\mu_\nu = \sqrt{2} G_F n_\nu$  represents the potential due to a neutrino density  $n_\nu$ . In particular, this indicates that in the specific astrophysical model generating our dataset, reactions producing heavy-lepton neutrinos (e.g., electron-positron pair annihilation) influence the results of Fast Flavor Conversions more significantly than those involving electron-type neutrinos.

One potential explanation for our finding-that  $n_{\nu_x}$  is the most influential parameter -may be related to the unique angular distribution of  $\nu_x$ . The fact that its angular spread is the smallest among all flavors [84] could provide favorable conditions for the  $\nu$ ELN crossing required to trigger FFCs, thus offering a possible physical basis for our model's result. Building on this, one could further speculate on a potential feedback loop: once triggered, FFCs could increase the luminosity of these same heavy-lepton neutrinos. This enhancement could then be one of the factors contributing to nontrivial modifications in the supernova's energy transport [32, 85].

From the MI heatmap computed using the SINDy-SA framework, we find that among the many input parameters determining the asymptotic values of the neutrino radial moments  $I_0$  and  $I_1$ , only the initial number density of heavy-lepton neutrinos exhibits significant correlation. The mutual information values for all other pa-

rameters are negligible. It is important to note that most of these parameters in fact are the initial-state combinations of the neutrino radial moments prior to the onset of FFCs. An interpretation was previously provided at the beginning of this section using the KAN model analysis, and here the mutual information approach—capable of capturing both linear and nonlinear dependencies—arrives at the same conclusion. This consistency may prompt us to consider the problem from a new perspective: while the triggering of FFCs is known to be dependent on the details of the initial angular distribution, the connection between the asymptotic outcome and those specific initial conditions weakens rapidly once FFCs are triggered, and the system’s dynamics become dominated by macroscopic properties such as the global particle number density.

This behavior shares a conceptual similarity with the well-known “sandpile model” in dynamical systems exhibiting self-organized criticality [86]: the triggering of an avalanche may be caused by a single, randomly falling grain of sand, but the size, shape, and duration of the avalanche are almost entirely independent of the properties of that grain, instead being determined by the sandpile’s overall “critical state”, such as its slope and density. Once the sandpile reaches this critical state, there is no longer any correlation between the system’s response to a perturbation and the details of that perturbation itself. Similarly, in our scenario, specific initial combinations of  $I_0$  and  $I_1$  act as the triggering grain of sand, serving mainly to determine whether the FFC “avalanche” is initiated. Once triggered, the system’s nonlinear dynamics quickly “forget” the details of the trigger, and the final asymptotic state is governed by the system’s global macroscopic properties—in this study, represented by the heavy-lepton neutrino number density. It should be noted that this agrees with the results of [67], while offering a view of the underlying dynamics.

## VII. DISCUSSION

Our investigation reveals a compelling trade-off between predictive accuracy and model interpretability in describing post-FFC neutrino dynamics. As shown in Table II, the parametric KAN sets a new benchmark for accuracy, surpassing previous MLP-based models in total errors. However, this peak performance comes at the cost of interpretability. The process of deriving an explicit symbolic formula from the KAN inevitably introduces inaccuracies. We identify three primary sources for this precision loss: (i) the intrinsic difficulty in fitting certain learned B-spline activation functions to elementary functions with high fidelity; (ii) our strategy of averaging B-spline parameters across multiple runs to ensure robustness, which means the final model does not represent the single best-performing run; and (iii) the fact that even with averaging, some activation functions did not achieve a coefficient of determination ( $R^2$ ) greater

than 0.99 during symbolic regression.

Furthermore, the resulting symbolic KAN formulas, while analytical, are exceedingly complex. Our attempts to reduce this complexity by simplifying the network architecture (e.g., use fewer nodes or layers, prune network) invariably led to a significant degradation in accuracy, highlighting a practical limitation of this approach for our specific problem.

On the other end of the spectrum, PySINDy delivers what the symbolic KAN struggles with: a remarkably concise, low-rank model in the form of simple governing equations. This elegance and simplicity, however, are paid for with lower predictive accuracy compared to the neural network frameworks. We hypothesize this accuracy gap stems from the differing flexibility of the optimization frameworks. Modern neural network architectures, like our KAN, can seamlessly integrate complex, physics-based prior knowledge. For instance, our KAN model successfully incorporated three distinct physics-inspired loss terms via a dynamic weighting mechanism to enforce physical conservation laws. Such intricate, multi-term constraints are not as easily implemented within the standard PySINDy workflow, potentially limiting its ability to converge to a more physically precise solution.

Ultimately, our work demonstrates that there is no single “best” interpretable model for this problem; rather, the optimal choice depends on the scientific objective. For developing high-fidelity surrogate models intended for integration into larger hydrodynamic simulations where precision is paramount, the parametric KAN or MLP is the superior choice. Conversely, for the goal of gaining physical insight, generating new hypotheses, and discovering the simplest possible governing laws of the system, PySINDy is unparalleled, despite its reduced accuracy. This comparative analysis provides a valuable roadmap for researchers applying machine learning in astrophysics, clarifying the distinct advantages of different interpretable techniques. Future work could focus on developing hybrid methods that leverage the strengths of both approaches. For instance, one could use the sparse governing equations from SINDy as a regularization term, or incorporate insights from GSA to guide the learning of a KAN, thereby pursuing the dual goals of accuracy and interpretability simultaneously.

## VIII. CONCLUSION

In this work, we use and compare two interpretable frameworks, KANs and SINDy, as alternatives to ‘black-box’ models like MLPs for FFCs in supernova neutrinos. Based on these models, we predict post-FFC spectra using only the first two radial moments from modern CC-SNe and NSM simulations, which are typically available in large-scale simulations. This provides a pathway to embed FFC physics into these simulations via surrogate models that are not only accurate but also more physi-

cally transparent. Our results suggest that, for such complex physical systems, there can be a trade-off between prediction accuracy and model interpretability.

Our analysis shows that the parametric KAN offers the highest prediction accuracy and serves as an excellent alternative to standard MLP models. However, when expressed in symbolic form through regression, the KAN model sacrifices some accuracy and becomes more complex, which can limit its direct use for physical insight. In contrast, PySINDy performs well where symbolic KAN struggles. It produces a simpler and more elegant low-rank dynamical model, though this simplicity comes at the cost of lower predictive accuracy compared to neural network methods. Despite these trade-offs, both interpretable frameworks successfully identify the same key physical feature: the relatively weak dependence on energy as well as on  $F_{\nu_e}^{\text{tot}}$  and  $F_{\bar{\nu}_e}^{\text{tot}}$  in the post-FFC neutrino first two radial moments. Moreover, PySINDy results highlight that the number density of heavy-lepton neutrinos is the main factor influencing FFC evolution. These interpretable findings are consistent with existing theoretical predictions and underscore the value of moving beyond black-box models.

In summary, our research enhances the effectiveness of NN in predicting the asymptotic outcomes of FFCs in a multienergy neutrino gas. Leveraging this identified structure, the post-conversion neutrino energy spectra are reconstructed with an average accuracy of up to 90%. Furthermore, we employ interpretable models to analyze key factors influencing the evolution during FFCs. Future work should focus on extending the study to more realistic neutrino gases with non-axisymmetric angular distributions, where  $\nu_x$  and  $\bar{\nu}_x$  may exhibit distinct behaviors. Interestingly, recent work provides a systematic treatment of inhomogeneous many-body (MB) dynamics of the fast flavor instability, demonstrating that MB effects are expected to persist even in thermodynamically large neutrino ensembles [87]. These advancements will improve the feasibility of incorporating FFCs into CCSNe and NSM simulations, thereby enhancing our ability to accurately model and predict these extreme astrophysical phenomena.

This study also aims to establish a methodological framework for interpretable machine learning that supports genuine data-driven physical discovery in astronomy and astrophysics, going beyond mere prediction. With the advent of astronomical observatories like Rubin

[88], FAST [89], and JWST [90], and upcoming facilities, especially next-generation facilities for multi-messenger astronomy such as Roman [91], CSST [92], Taiji [93], Tianqin [94], LISA [95], and TRIDENT [96], the volume of future astronomical data is expected to be immense. In addition, platforms such as Astro-COLIBRI: A Comprehensive Platform for Real-Time Multi-Messenger Astrophysics are being developed as tools to rapidly compile and correlate relevant information for each new event [97]. Consequently, extracting physical laws from this data represents a valuable research area. While current efforts are rudimentary, future work will focus on more clearly articulating human-understandable, data-driven physical laws.

## ACKNOWLEDGMENTS

Thanks to Sajad Abbar for providing the dataset used in this study and for his guidance, as well as to Shun Zhou and Xuwei Zhang for their useful discussions. This work received support from the National Natural Science Foundation of China under grants 12288102, 12373038, 12125303, 12090040/3, U2031204 and 12433009 (with Junda Zhou as the sole recipient); the National Science Foundation of Xinjiang No. 2022TSYCLJ0006; the science research grants from the China Manned Space Project No. CMS-CSST-2021-A10; the National Key R&D Program of China No. 2021YFA1600401 and No. 2021YFA1600403; the Natural Science Foundation of Yunnan Province Nos. 202201BC070003 and 202001AW070007; the International Centre of Supernovae, Yunnan Key Laboratory No. 202302AN360001; and the Yunnan Revitalization Talent Support Program – Science & Technology Champion Project No. 202305AB350003.

## CODE AND DATA AVAILABILITY

The source code for the methods implemented in this study will be made publicly available in a public repository upon acceptance of the manuscript.

The simulation dataset used for building our models was originally developed and described in [67], which provides comprehensive details regarding its parameters and access.

- 
- [1] H.-T. Janka, K. Langanke, A. Marek, G. Martinez-Pinedo, B. Mueller, Theory of Core-Collapse Supernovae, *Phys. Rept.* 442 (2007) 38–74. [arXiv:astro-ph/0612072](#), [doi:10.1016/j.physrep.2007.02.002](#).
  - [2] A. Burrows, D. Vartanyan, Core-collapse supernova explosion theory, *Nature* 589 (7840) (2021) 29–39. [arXiv:2009.14157](#), [doi:10.1038/s41586-020-03059-w](#).
  - [3] H.-T. Janka, Explosion Mechanisms of Core-

Collapse Supernovae, *Ann. Rev. Nucl. Part. Sci.* 62 (2012) 407–451. [arXiv:1206.2503](#), [doi:10.1146/annurev-nucl-102711-094901](#).

- [4] F. Foucart, Neutrino transport in general relativistic neutron star merger simulations (9 2022). [arXiv:2209.02538](#), [doi:10.1007/s41115-023-00016-y](#).
- [5] K. Kyutoku, M. Shibata, K. Taniguchi, Coalescence of black hole–neutron star binaries, *Living Rev. Rel.*

- 24 (1) (2021) 5. [arXiv:2110.06218](#), [doi:10.1007/s41114-021-00033-4](#).
- [6] S. A. Colgate, R. H. White, The Hydrodynamic Behavior of Supernovae Explosions, *Astrophys. J.* 143 (1966) 626. [doi:10.1086/148549](#).
- [7] J. M. Lattimer, D. N. Schramm, Black-hole-neutron-star collisions, *Astrophys. J. Lett.* 192 (1974) L145. [doi:10.1086/181612](#).
- [8] L. Johns, S. Richers, M.-R. Wu, Neutrino Oscillations in Core-Collapse Supernovae and Neutron Star Mergers (3 2025). [arXiv:2503.05959](#), [doi:10.1146/annurev-nucl-121423-100853](#).
- [9] Z. Xiong, M.-R. Wu, N. Khosravi Largani, T. Fischer, G. Martínez-Pinedo, Occurrence of fast neutrino flavor conversions in QCD phase-transition supernovae, *arXiv e-prints* (2025) [arXiv:2505.19592](#)[arXiv:2505.19592](#), [doi:10.48550/arXiv.2505.19592](#).
- [10] J. T. Pantaleone, Neutrino oscillations at high densities, *Phys. Lett. B* 287 (1992) 128–132. [doi:10.1016/0370-2693\(92\)91887-F](#).
- [11] G. Sigl, G. Raffelt, General kinetic description of relativistic mixed neutrinos, *Nuclear Physics B* 406 (1) (1993) 423–451. [doi:10.1016/0550-3213\(93\)90175-0](#).
- [12] S. Pastor, G. Raffelt, Flavor oscillations in the supernova hot bubble region: Nonlinear effects of neutrino background, *Phys. Rev. Lett.* 89 (2002) 191101. [doi:10.1103/PhysRevLett.89.191101](#).  
URL <https://link.aps.org/doi/10.1103/PhysRevLett.89.191101>
- [13] H. Duan, G. M. Fuller, J. Carlson, Y.-Z. Qian, Simulation of Coherent Non-Linear Neutrino Flavor Transformation in the Supernova Environment. 1. Correlated Neutrino Trajectories, *Phys. Rev. D* 74 (2006) 105014. [arXiv:astro-ph/0606616](#), [doi:10.1103/PhysRevD.74.105014](#).
- [14] H. Duan, G. M. Fuller, J. Carlson, Y.-Z. Qian, Coherent Development of Neutrino Flavor in the Supernova Environment, *Phys. Rev. Lett.* 97 (24) (2006) 241101. [arXiv:astro-ph/0608050](#), [doi:10.1103/PhysRevLett.97.241101](#).
- [15] H. Duan, G. M. Fuller, Y.-Z. Qian, Collective neutrino oscillations, *Annual Review of Nuclear and Particle Science* 60 (Volume 60, 2010) (2010) 569–594. [doi:https://doi.org/10.1146/annurev.nucl.012809.104524](#).  
URL <https://www.annualreviews.org/content/journals/10.1146/annurev.nucl.012809.104524>
- [16] A. Mirizzi, I. Tamborra, H.-T. Janka, N. Saviano, K. Scholberg, R. Bollig, L. Hudepohl, S. Chakraborty, Supernova Neutrinos: Production, Oscillations and Detection, *Riv. Nuovo Cim.* 39 (1-2) (2016) 1–112. [arXiv:1508.00785](#), [doi:10.1393/ncr/i2016-10120-8](#).
- [17] M. C. Volpe, Neutrinos from dense: flavor mechanisms, theoretical approaches, observations, new directions, *arXiv e-prints* (2023). [arXiv:2301.11814](#).
- [18] R. F. Sawyer, Speed-up of neutrino transformations in a supernova environment, *Phys. Rev. D* 72 (2005) 045003. [arXiv:hep-ph/0503013](#), [doi:10.1103/PhysRevD.72.045003](#).
- [19] R. F. Sawyer, Neutrino cloud instabilities just above the neutrino sphere of a supernova, *Phys. Rev. Lett.* 116 (8) (2016) 081101. [arXiv:1509.03323](#), [doi:10.1103/PhysRevLett.116.081101](#).
- [20] S. Chakraborty, R. S. Hansen, I. Izaguirre, G. Raffelt, Self-induced neutrino flavor conversion without flavor mixing, *JCAP* 1603 (03) (2016) 042. [arXiv:1602.00698](#), [doi:10.1088/1475-7516/2016/03/042](#).
- [21] M.-R. Wu, I. Tamborra, Fast neutrino conversions: Ubiquitous in compact binary merger remnants, *Phys. Rev. D* 95 (10) (2017) 103007. [arXiv:1701.06580](#), [doi:10.1103/PhysRevD.95.103007](#).
- [22] Z. Xiong, Y.-Z. Qian, Stationary solutions for fast flavor oscillations of a homogeneous dense neutrino gas, *Phys. Lett. B* 820 (2021) 136550. [arXiv:2104.05618](#), [doi:10.1016/j.physletb.2021.136550](#).
- [23] M. George, Z. Xiong, M.-R. Wu, C.-Y. Lin, Evolution and the quasistationary state of collective fast neutrino flavor conversion in three dimensions without axisymmetry, *Phys. Rev. D* 110 (12) (2024) 123018. [arXiv:2409.08833](#), [doi:10.1103/PhysRevD.110.123018](#).
- [24] T. Morinaga, Fast neutrino flavor instability and neutrino flavor lepton number crossings, *Phys. Rev. D* 105 (2022) L101301. [doi:10.1103/PhysRevD.105.L101301](#).  
URL <https://link.aps.org/doi/10.1103/PhysRevD.105.L101301>
- [25] R. Akaho, H. Nagakura, S. Yamada, Comparative testing of subgrid models for fast neutrino flavor conversions in core-collapse supernova simulations (2025). [arXiv:2506.07017](#).  
URL <https://arxiv.org/abs/2506.07017>
- [26] Z. Xiong, A. Sieverding, M. Sen, Y.-Z. Qian, Potential Impact of Fast Flavor Oscillations on Neutrino-driven Winds and Their Nucleosynthesis, *Astrophys. J.* 900 (2) (2020) 144. [arXiv:2006.11414](#), [doi:10.3847/1538-4357/abac5e](#).
- [27] M. George, M.-R. Wu, I. Tamborra, R. Ardevol-Pulpillo, H.-T. Janka, Fast neutrino flavor conversion, ejecta properties, and nucleosynthesis in newly-formed hypermassive remnants of neutron-star mergers, *Phys. Rev. D* 102 (10) (2020) 103015. [arXiv:2009.04046](#), [doi:10.1103/PhysRevD.102.103015](#).
- [28] X. Li, D. M. Siegel, Neutrino Fast Flavor Conversions in Neutron-Star Postmerger Accretion Disks, *Phys. Rev. Lett.* 126 (25) (2021) 251101. [arXiv:2103.02616](#), [doi:10.1103/PhysRevLett.126.251101](#).
- [29] O. Just, S. Abbar, M.-R. Wu, I. Tamborra, H.-T. Janka, F. Capozzi, Fast neutrino conversion in hydrodynamic simulations of neutrino-cooled accretion disks, *Phys. Rev. D* 105 (8) (2022) 083024. [arXiv:2203.16559](#), [doi:10.1103/PhysRevD.105.083024](#).
- [30] R. Fernández, S. Richers, N. Mulyk, S. Fahlman, Fast flavor instability in hypermassive neutron star disk outflows, *Phys. Rev. D* 106 (10) (2022) 103003. [arXiv:2207.10680](#), [doi:10.1103/PhysRevD.106.103003](#).
- [31] J. Ehring, S. Abbar, H.-T. Janka, G. Raffelt, I. Tamborra, Fast Neutrino Flavor Conversions Can Help and Hinder Neutrino-Driven Explosions, *Phys. Rev. Lett.* 131 (6) (2023) 061401. [arXiv:2305.11207](#), [doi:10.1103/PhysRevLett.131.061401](#).
- [32] J. Ehring, S. Abbar, H.-T. Janka, G. Raffelt, I. Tamborra, Fast neutrino flavor conversion in core-collapse supernovae: A parametric study in 1D models, *Phys. Rev. D* 107 (10) (2023) 103034. [arXiv:2301.11938](#), [doi:10.1103/PhysRevD.107.103034](#).
- [33] S. Bhattacharyya, B. Dasgupta, Late-time behavior of fast neutrino oscillations, *Phys. Rev. D* 102 (6) (2020) 063018. [arXiv:2005.00459](#), [doi:10.1103/PhysRevD.102.063018](#).
- [34] S. Bhattacharyya, B. Dasgupta, Fast Flavor Depolarization of Supernova Neutrinos (9 2020). [arXiv:2009.](#)

- 03337.
- [35] M.-R. Wu, M. George, C.-Y. Lin, Z. Xiong, Collective fast neutrino flavor conversions in a 1D box: Initial conditions and long-term evolution, *Phys. Rev. D* 104 (10) (2021) 103003. [arXiv:2108.09886](#), doi:10.1103/PhysRevD.104.103003.
  - [36] S. Richers, D. E. Willcox, N. M. Ford, A. Myers, Particle-in-cell Simulation of the Neutrino Fast Flavor Instability, *Phys. Rev. D* 103 (8) (2021) 083013. [arXiv:2101.02745](#), doi:10.1103/PhysRevD.103.083013.
  - [37] M. Zaizen, T. Morinaga, Nonlinear evolution of fast neutrino flavor conversion in the preshock region of core-collapse supernovae, *Phys. Rev. D* 104 (8) (2021) 083035. [arXiv:2104.10532](#), doi:10.1103/PhysRevD.104.083035.
  - [38] S. Richers, D. Willcox, N. Ford, Neutrino fast flavor instability in three dimensions, *Phys. Rev. D* 104 (10) (2021) 103023. [arXiv:2109.08631](#), doi:10.1103/PhysRevD.104.103023.
  - [39] S. Bhattacharyya, B. Dasgupta, Elaborating the ultimate fate of fast collective neutrino flavor oscillations, *Phys. Rev. D* 106 (10) (2022) 103039. [arXiv:2205.05129](#), doi:10.1103/PhysRevD.106.103039.
  - [40] E. Grohs, S. Richers, S. M. Couch, F. Foucart, J. P. Kneller, G. C. McLaughlin, Neutrino fast flavor instability in three dimensions for a neutron star merger, *Phys. Lett. B* 846 (2023) 138210. [arXiv:2207.02214](#), doi:10.1016/j.physletb.2023.138210.
  - [41] S. Abbar, F. Capozzi, Suppression of fast neutrino flavor conversions occurring at large distances in core-collapse supernovae, *JCAP* 03 (03) (2022) 051. [arXiv:2111.14880](#), doi:10.1088/1475-7516/2022/03/051.
  - [42] S. Richers, H. Duan, M.-R. Wu, S. Bhattacharyya, M. Zaizen, M. George, C.-Y. Lin, Z. Xiong, Code comparison for fast flavor instability simulations, *Phys. Rev. D* 106 (4) (2022) 043011. [arXiv:2205.06282](#), doi:10.1103/PhysRevD.106.043011.
  - [43] M. Zaizen, H. Nagakura, Simple method for determining asymptotic states of fast neutrino-flavor conversion, *Phys. Rev. D* 107 (10) (2023) 103022. [arXiv:2211.09343](#), doi:10.1103/PhysRevD.107.103022.
  - [44] Z. Xiong, M.-R. Wu, S. Abbar, S. Bhattacharyya, M. George, C.-Y. Lin, Evaluating approximate asymptotic distributions for fast neutrino flavor conversions in a periodic 1D box, *Phys. Rev. D* 108 (6) (2023) 063003. [arXiv:2307.11129](#), doi:10.1103/PhysRevD.108.063003.
  - [45] M. Cornelius, S. Shalgar, I. Tamborra, Neutrino quantum kinetics in two spatial dimensions, *JCAP* 11 (2024) 060. [arXiv:2407.04769](#), doi:10.1088/1475-7516/2024/11/060.
  - [46] D. F. G. Fiorillo, G. G. Raffelt, Theory of neutrino slow flavor evolution. Part II. Space-time evolution of linear instabilities (1 2025). [arXiv:2501.16423](#).
  - [47] S. Bhattacharyya, M.-R. Wu, Z. Xiong, Role of matter inhomogeneity on fast flavor conversion of supernova neutrinos (2025). [arXiv:2504.11316](#). URL <https://arxiv.org/abs/2504.11316>
  - [48] D. F. G. Fiorillo, G. G. Raffelt, Collective Flavor Conversions Are Interactions of Neutrinos with Quantized Flavor Waves, *Phys. Rev. Lett.* 134 (21) (2025) 211003. [arXiv:2502.06935](#), doi:10.1103/PhysRevLett.134.211003.
  - [49] J. Liu, H. Nagakura, M. Zaizen, L. Johns, S. Yamada, Asymptotic states of fast neutrino-flavor conversions in the three-flavor framework, *Phys. Rev. D* 111 (12) (2025) 123004. [arXiv:2503.18145](#), doi:10.1103/v9lr-ydbb.
  - [50] Z. Xiong, M.-R. Wu, M. George, C.-Y. Lin, N. K. Largani, T. Fischer, G. Martínez-Pinedo, Fast neutrino flavor conversions in a supernova: Emergence, evolution, and effects, *Phys. Rev. D* 109 (2024) 123008. doi:10.1103/PhysRevD.109.123008. URL <https://link.aps.org/doi/10.1103/PhysRevD.109.123008>
  - [51] Z. Xiong, M.-R. Wu, M. George, C.-Y. Lin, Robust integration of fast flavor conversions in classical neutrino transport, *Phys. Rev. Lett.* 134 (2025) 051003. doi:10.1103/PhysRevLett.134.051003. URL <https://link.aps.org/doi/10.1103/PhysRevLett.134.051003>
  - [52] D. Harvey, A deep-learning algorithm to disentangle self-interacting dark matter and AGN feedback models, *Nature Astronomy* 8 (10) (2024) 1332–1342. [arXiv:2405.17566](#), doi:10.1038/s41550-024-02322-8.
  - [53] D. George, E. A. Huerta, Deep Learning for Real-time Gravitational Wave Detection and Parameter Estimation: Results with Advanced LIGO Data, *Phys. Lett. B* 778 (2018) 64–70. [arXiv:1711.03121](#), doi:10.1016/j.physletb.2017.12.053.
  - [54] F. Villaescusa-Navarro, et al., The CAMELS project: Cosmology and Astrophysics with Machine Learning Simulations, *Astrophys. J.* 915 (2021) 71. [arXiv:2010.00619](#), doi:10.3847/1538-4357/abf7ba.
  - [55] A. Nygaard, E. B. Holm, S. Hannestad, T. Tram, Cutting corners: hypersphere sampling as a new standard for cosmological emulators, *JCAP* 10 (2024) 073. [arXiv:2405.01396](#), doi:10.1088/1475-7516/2024/10/073.
  - [56] S. Richers, J. Froustey, S. Ghosh, F. Foucart, J. Gomez, Asymptotic-state prediction for fast flavor transformation in neutron star mergers, *Phys. Rev. D* 110 (10) (2024) 103019. [arXiv:2409.04405](#), doi:10.1103/PhysRevD.110.103019.
  - [57] A. Tripathi, A. Datta, A. Mazumder, S. Majumdar, Impact of Calibration and Position Errors on Astrophysical Parameters of the  $\bar{\nu}_e$  21cm Signal (2 2025). [arXiv:2502.20962](#).
  - [58] S. Rezaei, A. Chegeni, B. C. Nagam, J. P. McKean, M. Baratchi, K. Kuijken, L. V. E. Koopmans, Reducing false positives in strong lens detection through effective augmentation and ensemble learning, *Mon. Not. Roy. Astron. Soc.* 538 (2) (2025) 1081–1095. [arXiv:2502.14936](#), doi:10.1093/mnras/staf327.
  - [59] P. Janulewicz, T. M. A. Webb, L. Perreault-Levasseur, Using Neural Networks to Automate the Identification of Brightest Cluster Galaxies in Large Surveys (1 2025). [arXiv:2502.00104](#).
  - [60] J. A. S. Fortunato, D. J. Bacon, W. S. Hipólito-Ricardi, D. Wands, Fast Radio Bursts and Artificial Neural Networks: a cosmological-model-independent estimation of the Hubble constant, *JCAP* 01 (2025) 018. [arXiv:2407.03532](#), doi:10.1088/1475-7516/2025/01/018.
  - [61] J. Fagin, G. Vernardos, G. Tsagkatakis, Y. Pantazis, A. J. Shajib, M. O'Dowd, Measuring the substructure mass power spectrum of 23 SLACS strong galaxy–galaxy lenses with convolutional neural networks, *Mon. Not. Roy. Astron. Soc.* 532 (2) (2024) 2248–2269. [arXiv:2403.13881](#), doi:10.1093/mnras/stae1593.
  - [62] Y.-S. Ting, Statistical Machine Learning for As-

- tronomy – A Textbook, arXiv e-prints (2025) arXiv:2506.12230arXiv:2506.12230, doi:10.48550/arXiv.2506.12230.
- [63] D. George, E. A. Huerta, Deep Neural Networks to Enable Real-time Multimessenger Astrophysics, *Phys. Rev. D* 97 (4) (2018) 044039. arXiv:1701.00008, doi:10.1103/PhysRevD.97.044039.
- [64] M. J. Smith, J. E. Geach, *Astronomia ex machina: a history, primer and outlook on neural networks in astronomy*, Royal Society Open Science 10 (5) (2023) 221454.
- [65] P. Koundal, Machine learning driven reconstruction of cosmic-ray air showers for next generation radio arrays, in: 39th International Cosmic Ray Conference, 2025. arXiv:2507.07219.
- [66] S. Abbar, M.-R. Wu, Z. Xiong, Physics-informed neural networks for predicting the asymptotic outcome of fast neutrino flavor conversions, *Phys. Rev. D* 109 (2024) 043024. doi:10.1103/PhysRevD.109.043024. URL <https://link.aps.org/doi/10.1103/PhysRevD.109.043024>
- [67] S. Abbar, M.-R. Wu, Z. Xiong, Application of neural networks for the reconstruction of supernova neutrino energy spectra following fast neutrino flavor conversions, *Phys. Rev. D* 109 (2024) 083019. doi:10.1103/PhysRevD.109.083019. URL <https://link.aps.org/doi/10.1103/PhysRevD.109.083019>
- [68] S. Abbar, H. Nagakura, Detecting fast neutrino flavor conversions with machine learning, *Phys. Rev. D* 109 (2024) 023033. doi:10.1103/PhysRevD.109.023033. URL <https://link.aps.org/doi/10.1103/PhysRevD.109.023033>
- [69] H. Wang, T. Fu, et al., Scientific discovery in the age of artificial intelligence, *nature* 620 (7972) (2023) 47–60. doi:10.1038/s41586-023-06221-2.
- [70] A. Siemiginowska, Eadie, et al., The next decade of astrophysics and astrostatistics, *Bulletin of the American Astronomical Society* (2019).
- [71] Z. Liu, Y. Wang, S. Vaidya, F. Ruehle, J. Halverson, M. Soljačić, T. Y. Hou, M. Tegmark, Kan: Kolmogorov-arnold networks (2024). arXiv:2404.19756. URL <https://arxiv.org/abs/2404.19756>
- [72] S. L. Brunton, J. L. Proctor, J. N. Kutz, Discovering governing equations from data by sparse identification of nonlinear dynamical systems, *Proceedings of the National Academy of Science* 113 (15) (2016) 3932–3937. arXiv:1509.03580, doi:10.1073/pnas.1517384113.
- [73] G. T. Naozuka, H. L. Rocha, R. S. Silva, et al., Sindy-sa framework: enhancing nonlinear system identification with sensitivity analysis, *Nonlinear Dynamics* 110 (4) (2022) 2589–2609. doi:10.1007/s11071-022-07755-2. URL <https://doi.org/10.1007/s11071-022-07755-2>
- [74] B. de Silva, K. Champion, M. Quade, J.-C. Loiseau, J. Kutz, S. Brunton, Pysindy: A python package for the sparse identification of nonlinear dynamical systems from data, *Journal of Open Source Software* 5 (49) (2020) 2104. doi:10.21105/joss.02104. URL <https://doi.org/10.21105/joss.02104>
- [75] A. A. Kaptanoglu, B. M. de Silva, U. Fasel, K. Kaheman, A. J. Goldschmidt, J. Callahan, C. B. Delahunt, Z. G. Nicolaou, K. Champion, J.-C. Loiseau, J. N. Kutz, S. L. Brunton, Pysindy: A comprehensive python package for robust sparse system identification, *Journal of Open Source Software* 7 (69) (2022) 3994. doi:10.21105/joss.03994. URL <https://doi.org/10.21105/joss.03994>
- [76] J. Herman, W. Usher, SALib: An open-source python library for sensitivity analysis, *The Journal of Open Source Software* 2 (9) (jan 2017). doi:10.21105/joss.00097. URL <https://doi.org/10.21105/joss.00097>
- [77] T. Iwanaga, W. Usher, J. Herman, Toward SALib 2.0: Advancing the accessibility and interpretability of global sensitivity analyses, *Socio-Environmental Systems Modelling* 4 (2022) 18155. doi:10.18174/sesmo.18155. URL <https://sesmo.org/article/view/18155>
- [78] C. Kato, H. Nagakura, M. Zaizen, Flavor conversions with energy-dependent neutrino emission and absorption, *Phys. Rev. D* 108 (2) (2023) 023006. arXiv:2303.16453, doi:10.1103/PhysRevD.108.023006.
- [79] Z. Li, H. LI, J. Wang, K. Tang, Approximation to smooth functions by low-rank swish networks, in: Forty-second International Conference on Machine Learning, 2025. URL <https://openreview.net/forum?id=ZWtB5UBdpG>
- [80] C. E. Shannon, A mathematical theory of communication, *The Bell System Technical Journal* 27 (3) (1948) 379–423. doi:10.1002/j.1538-7305.1948.tb01338.x.
- [81] S. Lundberg, S.-I. Lee, A Unified Approach to Interpreting Model Predictions, arXiv e-prints (2017) arXiv:1705.07874arXiv:1705.07874, doi:10.48550/arXiv.1705.07874.
- [82] C. Molnar, *Interpretable Machine Learning*, 3rd Edition, 2025. URL <https://christophm.github.io/interpretable-ml-book>
- [83] H. Duan, G. M. Fuller, Y. Z. Qian, Symmetries in collective neutrino oscillations, *J. Phys. G Nucl. Part. Phys.* 36 (10) (2009) 105003. arXiv:0808.2046, doi:10.1088/0954-3899/36/10/105003.
- [84] I. Tamborra, L. Huedepohl, G. Raffelt, H.-T. Janka, Flavor-dependent neutrino angular distribution in core-collapse supernovae, *Astrophys. J.* 839 (2017) 132. arXiv:1702.00060, doi:10.3847/1538-4357/aa6a18.
- [85] H. Nagakura, Roles of fast neutrino-flavor conversion on the neutrino-heating mechanism of core-collapse supernova (1 2023). arXiv:2301.10785.
- [86] P. Bak, C. Tang, K. Wiesenfeld, Self-organized criticality: An explanation of the 1/f noise, *Phys. Rev. Lett.* 59 (4) (1987) 381–384. doi:10.1103/PhysRevLett.59.381.
- [87] Z. Laraib, S. Richers, Many-Body Simulations of the Fast Flavor Instability, arXiv e-prints (2025) arXiv:2507.02040arXiv:2507.02040, doi:10.48550/arXiv.2507.02040.
- [88] I. Andreoni, et al., Rubin ToO 2024: Envisioning the Vera C. Rubin Observatory LSST Target of Opportunity program (11 2024). arXiv:2411.04793.
- [89] R. Nan, D. Li, et al., The Five-Hundred Aperture Spherical Radio Telescope (fast) Project, *International Journal of Modern Physics D* 20 (6) (2011) 989–1024. arXiv:1105.3794, doi:10.1142/S0218271811019335.
- [90] R. Schoedel, S. Longmore, et al., The JWST Galactic Center Survey – A White Paper, arXiv e-prints (2023) arXiv:2310.11912arXiv:2310.11912, doi:10.48550/arXiv.2310.11912.
- [91] C. Y. Lam, N. Abrams, et al., Roman CCS White Paper: Characterizing the Galactic population of isolated black holes, arXiv e-prints (2023) arXiv:2306.12514arXiv:2306.12514, doi:10.48550/arXiv.2306.12514.
- [92] Y. Gong, et al., Future cosmology: New physics



- and opportunity from the China Space Station Telescope (CSST), *Sci. China Phys. Mech. Astron.* 68 (8) (2025) 280402. [arXiv:2501.15023](#), [doi:10.1007/s11433-025-2646-2](#).
- [93] W.-H. Ruan, Z.-K. Guo, R.-G. Cai, Y.-Z. Zhang, Taiji Program: Gravitational-Wave Sources, *arXiv e-prints* (2018) [arXiv:1807.09495](#)[arXiv:1807.09495](#), [doi:10.48550/arXiv.1807.09495](#).
- [94] J. Luo, et al., Progress of the TianQin project (2 2025). [arXiv:2502.11328](#).
- [95] P. Amaro-Seoane, H. Audley, S. Babak, J. Baker, E. Barausse, P. Bender, E. Berti, P. Binetruy, M. Born, D. Bortoluzzi, et al., Laser interferometer space antenna, *arXiv e-prints* (2017) [arXiv:1702.00786](#)[arXiv:1702.00786](#), [doi:10.48550/arXiv.1702.00786](#).
- [96] Z. P. Ye, et al., A multi-cubic-kilometre neutrino telescope in the western Pacific Ocean, *Nature Astron.* 7 (12) (2023) 1497–1505. [arXiv:2207.04519](#), [doi:10.1038/s41550-023-02087-6](#).
- [97] F. Schüssler, B. Cornejo, M. Costa, I. Jaroschewski, W. Kiendrébéogo, Astro-COLIBRI: A Comprehensive Platform for Real-Time Multi-Messenger Astrophysics, in: 39th International Cosmic Ray Conference, 2025. [arXiv:2507.06616](#).