



prNet: Data-Driven Phase Retrieval via Stochastic Refinement

Mehmet Onurcan Kaya  and Figen S. Oktem , *Member, IEEE*

Abstract—We propose a novel framework for phase retrieval that leverages Langevin dynamics to enable efficient posterior sampling, yielding reconstructions that explicitly balance distortion and perceptual quality. Unlike conventional approaches that prioritize pixel-wise accuracy, our method navigates the perception-distortion tradeoff through a principled combination of stochastic sampling, learned denoising, and model-based updates. The framework comprises three variants of increasing complexity, integrating theoretically grounded Langevin inference, adaptive noise schedule learning, parallel reconstruction sampling, and warm-start initialization from classical solvers. Extensive experiments demonstrate that our method achieves state-of-the-art performance across multiple benchmarks, both in terms of fidelity and perceptual quality.

Index Terms—Phase retrieval, diffusion models, deep learning, inverse problems, computational imaging.

I. INTRODUCTION

PHASE retrieval (PR) is a fundamental inverse problem in many scientific and engineering disciplines, where the goal is to reconstruct a signal using only intensity measurements such as Fourier intensities. This problem is critical in applications such as microscopy, holography, crystallography, and coherent diffraction imaging [1]. Mathematically, the PR problem involves reconstructing an unknown signal $\mathbf{x} \in \mathbb{C}^n$ from its noisy intensity measurements:

$$\mathbf{y}^2 = |\mathbf{A}\mathbf{x}|^2 + \mathbf{w}, \quad \mathbf{w} \sim \mathcal{N}(\mathbf{0}, \alpha^2 \text{diag}(|\mathbf{A}\mathbf{x}|^2)) \quad (1)$$

where $\mathbf{A} \in \mathbb{C}^{m \times n}$ is a known measurement operator, $\mathbf{y}^2 \in \mathbb{R}^m$ denotes intensity measurements, and \mathbf{w} represents noise, often modeled as Poisson-distributed but approximated as Gaussian with a strength parameter α in many practical cases [2]. An important special case is Fourier PR, where \mathbf{A} corresponds to the Fourier matrix.

The primary challenge in PR lies in the loss of phase information, making the problem highly non-linear and ill-posed. Classical approaches to PR are predominantly based on alternating projection methods, which iteratively enforce known constraints in both the spatial and measurement domains. Among the earliest of these is the Error Reduction (ER) algorithm [3], which strictly applies hard projections at each step. While simple and computationally efficient, ER is highly sensitive to initialization and often stagnates at suboptimal solutions. To address these limitations, the Hybrid Input-Output

(HIO) algorithm [4] introduces a feedback mechanism that relaxes the projection in the spatial domain, allowing iterates that violate constraints to be partially preserved. This update rule improves convergence and helps avoid trivial fixed points, making HIO one of the most widely used methods in the field. Nevertheless, both ER and HIO remain vulnerable to noise, artifacts, and local minima, particularly in high-dimensional or low-SNR regimes [5]. To mitigate these issues, more advanced techniques have been developed, including methods based on semidefinite programming and sparse regularization. However, these approaches often introduce a significant computational burden and rely on strong prior assumptions, limiting their applicability in practical settings [6], [7].

In recent years, deep learning has emerged as a powerful tool for solving various inverse problems in imaging, including phase retrieval [8], [9]. Data-driven approaches based on deep neural networks (DNNs) have demonstrated remarkable success in directly reconstructing images from measurements or refining initial estimates from classical methods [10]. Alternatively, model-based optimization schemes have been augmented with deep priors learned from data using the plug-and-play framework [11], [12]. However, existing deep learning solutions for phase retrieval often suffer from limited performance due to domain shift, which occurs when the training data and real-world test data follow different distributions, leading to degraded accuracy [13]. Moreover, these methods face challenges in perceptual quality, as they primarily rely on minimum mean squared error (MMSE) or maximum a posteriori (MAP) estimation. Such estimators tend to produce overly smooth outputs with reduced perceptual fidelity due to the perception-distortion tradeoff [14].

To address these limitations, deep generative models, particularly score/diffusion-based approaches, have gained traction for their ability to sample from the posterior distribution for many inverse problems [15]. These models are grounded in a theoretical framework that connects diffusion models to score-based Langevin sampling. This connection, formalized via Tweedie's formula [16], provides a principled foundation for iterative sampling from complex posteriors. Unlike deterministic estimators such as MMSE or MAP, diffusion models produce diverse, high-quality samples that better capture the natural image manifold, making them especially suitable for phase retrieval, where the ill-posed nature of the problem admits multiple plausible solutions.

Recent works have applied the diffusion framework to phase retrieval. For instance, DDRM-PR [17], leverages pretrained diffusion models to solve inverse problems, but its reliance on generic denoisers that do not learn the forward measurement model limits its adaptability to specific imaging setups. Similarly, DOLPH [18] integrates the diffusion framework with subgradient-based data-fidelity blocks, but its use of a fixed noise schedule and suboptimal data-consistency updates constrains its reconstruction fidelity. These shortcomings underscore the need for a more flexible and adaptive framework that jointly optimizes both the generative prior and the forward noise model to ensure robust performance across diverse PR scenarios.

We propose a novel diffusion-based framework for phase retrieval that bridges model-driven and data-driven approaches. Our framework consists of three progressively more advanced methods: (1) prNet-Small, a theoretically grounded and lightweight pipeline that integrates Langevin dynamics with a learned noise and denoising processes and model-driven HIO updates; (2) prNet-Large, which exploits parallel sampling of diverse reconstructions to approximate the MMSE solution via ensemble averaging, significantly improving distortion metrics; and (3) prNet-Large-Adv, extending prNet-Large with an adversarially-trained aggregation network to enhance perceptual quality while preserving fidelity. Additionally, we introduce the first method that leverages test-time augmentation (TTA) for enhanced image reconstruction, by exploiting the inherent symmetries and structure of the problem.

Our proposed methods show superior performance compared to classical and state-of-the-art techniques. Moreover, our framework demonstrates promise for developing reliable stochastic nonlinear inverse problem solvers, which could have broader implications beyond PR.

The subsequent sections of this paper are organized as follows: Section II reviews related research that informed the development of our approach. Our developed approach is detailed in Section III, followed by a comparative performance analysis against classical and state-of-the-art methods in Section IV. Lastly, Section V summarizes our findings and outlines future research directions.

II. RELATED WORK

A. Iterative Projection Techniques for Phase Retrieval

Iterative projection techniques have become fundamental tools for phase retrieval. One of the earliest and most well-known algorithms is the classical Gerchberg-Saxton (GS) algorithm [19], which iteratively applies magnitude constraints in both the spatial and measurement domains to reconstruct an unknown signal. An enhancement of the GS algorithm is the Error

Reduction (ER) algorithm, which incorporates additional spatial domain constraints beyond just magnitude [3]. A particularly significant and widely used method among alternating projection techniques is the Hybrid Input-Output (HIO) algorithm [4], which builds upon the principles of the ER algorithm.

In the HIO method, measurement fidelity constraints and various spatial domain constraints (such as support, non-negativity, and real-valuedness) are iteratively applied, similar to the ER algorithm. However, the key distinction is that HIO does not force the iterates to strictly satisfy the constraints at every step. Instead, it uses the iterates to progressively guide the algorithm towards a solution that meets the constraints [4]. The HIO iterations are mathematically expressed as follows:

$$\mathbf{x}_{k+1}[n] = \begin{cases} \mathbf{x}'_k[n] & \text{for } n \notin \gamma \\ \mathbf{x}_k[n] - \beta \mathbf{x}'_k[n] & \text{for } n \in \gamma \end{cases} \quad (2)$$

where

$$\mathbf{x}'_k = \mathbf{A}^\dagger \left\{ \mathbf{y} \odot \frac{\mathbf{A}\mathbf{x}_k}{|\mathbf{A}\mathbf{x}_k|} \right\}. \quad (3)$$

In these equations, $\mathbf{x}_k \in \mathbb{R}^m$ represents the reconstruction at the k^{th} iteration, \mathbf{A}^\dagger denotes the pseudoinverse of the forward matrix, \odot signifies element-wise multiplication, β is a constant parameter (commonly set to 0.9), and γ is the set of indices n where $\mathbf{x}'_k[n]$ fails to meet the spatial domain constraints [4].

Despite the lack of a comprehensive theoretical understanding of the HIO method's convergence behavior, it has been empirically observed to converge to acceptable solutions in a wide array of applications. However, the reconstructions produced by HIO can sometimes contain artifacts and errors. These issues are often attributed to the algorithm getting trapped in local minima or to the amplification of noise within the solution [5], [20]. To address these limitations, numerous variations and enhancements of the HIO method have been proposed, aiming to improve its reconstruction performance and reliability [21], [22].

B. Deep Learning for Inverse Problems

Deep learning-based reconstruction techniques have emerged as a compelling alternative to traditional analytical methods. These approaches demonstrate the potential to achieve high reconstruction quality and computational efficiency across various imaging problems, including phase retrieval [8], [9]. The integration of deep learning into phase retrieval represents a significant advancement, offering new solutions to longstanding challenges. Deep learning priors are particularly useful for phase retrieval because they can effectively capture complex structures and patterns in data, which are difficult to represent with traditional analytical techniques. By learning from large datasets, deep learning models can provide robust priors that

guide the phase retrieval process to reduce the impact of noise and improve convergence to accurate solutions [9].

The current landscape of deep learning-based reconstruction in the literature can be broadly categorized into four main classes: 1) learning-based direct inversion, 2) plug-and-play regularization, 3) learned iterative reconstruction based on unrolling, and 4) generative methods.

Learning-based direct inversion methods aim to bypass iterative reconstruction altogether by directly mapping measurements to the desired image using a deep neural network (DNN). This approach trains the DNN to learn the inverse function of the forward model solely on the basis of the training data. While achieving state-of-the-art performance for simpler inverse problems such as denoising [23], these methods face challenges with complex observation models, significant discrepancies between observations and the target image, or limited training data availability. Such end-to-end direct inversion schemes also exist for the phase retrieval problem [24]–[26]. However, due to the nature of the phase retrieval problem, they generally do not perform well compared to other approaches [13].

To address these limitations, a common strategy involves applying an efficient analytical approximation of the forward model to generate an initial reconstruction. This initial estimate then serves as a “warm start” for a subsequent DNN refinement step. This hybrid approach, which combines neural networks with analytical methods, has demonstrably succeeded in various real-valued 2D reconstruction problems, including deconvolution, super-resolution, tomography, and phase retrieval [10], [13], [24]. Notably, a key advantage of learning-based direct inversion methods lies in their low computational complexity due to their feed-forward (non-iterative) nature, making them suitable for real-time imaging applications.

In contrast to learning-based direct inversion, plug-and-play regularization, and unrolled learning methods embrace iterative strategies. Their core principle lies in replacing hand-crafted analytical priors with data-driven deep priors within model-based reconstruction frameworks. Plug-and-play methods leverage a pretrained generic denoiser as a deep prior, integrating it as a regularizer within an iterative model-based inversion framework [11], [27]. Maximum A Posteriori (MAP) problem given Gaussian noise assumption can be written as an optimization problem in the form of $\max_{\mathbf{x}} -\|\mathbf{y} - \mathcal{A}(\mathbf{x})\|^2 + \mathcal{R}(\mathbf{x})$ which can be split into data-fidelity and regularization steps. Thus, this framework allows to solve various inverse problems by leveraging the impressive capabilities of existing denoising models in the regularization steps while model-based algorithms can be used jointly in the data-fidelity steps. Such plug-and-play methods are widely used in the current phase retrieval literature [28]–[31]. While achieving superior image quality, flexibility, and generalizability compared to direct inversion methods, these approaches typically require higher memory

usage and computational complexity due to their iterative nature. This complexity stems from the need to compute the forward operator and its adjoint at each iteration.

Unrolled learning takes iterative methods utilizing proximal operators or deep priors, such as those employed in plug-and-play approaches, and transforms them into end-to-end trainable networks. This representation allows the algorithm to be concatenated as a series of layers, running a finite number of times as it passes through the network. This unrolling aims to further improve reconstruction quality [32], [33]. However, similar to plug-and-play methods, unrolled iterative learning generally suffers from high computational demands. Furthermore, unlike direct inversion and plug-and-play methods, unrolled approaches necessitate the computation of both forward and adjoint operators during training, leading to a significant increase in training time and complexity. This can make them impractical for large-scale reconstruction problems. Despite these limitations, unrolled learning has shown success in phase retrieval [34]–[38].

C. Generative Models for Inverse Problems

All of the aforementioned deep learning methods focus on Maximum A Posteriori or Minimum Mean Squared Error (MMSE) estimation. As theoretically shown in [14] and empirically observed in [39], these estimates may deviate significantly from the natural image manifold, leading to reconstructions with overly smooth features. Interestingly, the work by Işıl et al. [28] attributes this smoothing behavior to an unavoidable inherent limitation of DNNs in the context of phase retrieval. However, as long as reconstruction algorithms prioritize minimizing distortion metrics, such as mean squared error, we can only expect limited improvements in perceptual quality.

To achieve reconstructions that are visually accurate to human observers, a shift in our strategy for solving inverse problems is necessary. Instead of focusing solely on the conditional mean of the posterior distribution, we should aim to sample directly from this posterior distribution $p(\mathbf{x}|\mathbf{y})$. This allows us to generate images that are more likely to belong to the true underlying distribution of natural images.

In cases of severe information loss, the image reconstruction problem becomes ill-posed, meaning that there can be multiple valid solutions that explain the observed measurements. This challenge is particularly relevant in phase retrieval, where intrinsic system symmetries can map different input images to the same output, which affects network performance [40]. The MMSE solution attempts to average these potential solutions, resulting in smoothed images lacking the fine details often present in real-world scenes. Given the existence of multiple valid solutions, a successful approach should incorporate stochasticity, as ill-posed problems inherently have multiple

viable solutions for the same data. Generative models provide an ideal framework for this purpose, allowing us to sample from the posterior distribution and generate diverse yet plausible reconstructions.

Generative models, which include techniques such as Generative Adversarial Networks, Variational Autoencoders (VAE), flow-based approaches, and diffusion models, have demonstrated impressive performance in diverse inverse problem tasks [41], [42]. By learning to generate samples from the posterior distribution, generative models can produce reconstructions that better capture the variability and richness of natural images. Notably, generative models have also been successfully applied to phase retrieval [18], [25], [43]. Uelwer et al. [25] demonstrated that conditional generative adversarial networks (cGANs) can optimize phase retrieval processes by incorporating measurement knowledge, thus achieving superior performance compared to traditional methods. Similarly, Gladrow et al. [43] utilized deep conditional generative models, such as cGAN and conditional VAE, to solve the inverse problem of digital holography, showcasing the potential of data-driven approaches in handling optical aberrations. Shoushtari et al. [18] introduced DOLPH, a diffusion model-based architecture, which effectively integrates image priors with nonconvex data-fidelity terms, providing robust and high-quality solutions for phase retrieval. These studies collectively highlight the versatility and robustness of generative models in enhancing phase retrieval outcomes.

D. Diffusion Models for Inverse Problems

Diffusion models, a subclass of generative models, have recently gained prominence for their effectiveness in high-dimensional data generation and reconstruction tasks. These models work by simulating a diffusion process that transforms simple, noise-like data into complex structures over time. The process is guided by learned score functions, which estimate the gradients of the data distribution at each step to gradually denoise the data and refine the generated outputs.

The significance of diffusion models lies in their theoretical foundation and practical success. Historically, these models draw inspiration from non-equilibrium thermodynamics and stochastic processes. The influential works on diffusion models have demonstrated their capability to generate high-quality, diverse samples, rivalling or surpassing other generative models such as GANs and VAEs. The iterative nature of diffusion models allows them to incrementally refine solutions [18], [25], [42]–[44], making them particularly suitable for tasks requiring high precision, such as phase retrieval.

In the context of phase retrieval, diffusion models provide a powerful framework for incorporating deep learning priors [17]. The iterative denoising process aligns well with the need to progressively refine phase estimates from initial noisy

guesses. Diffusion models, when trained on large-scale image datasets, learn rich statistical priors that capture the structure of natural images. These learned priors can be leveraged to more effectively guide the phase retrieval process, leading to significantly improved reconstruction accuracy and visual fidelity.

One of the key advantages of using diffusion models for phase retrieval is their robustness to noise and initialization. Traditional phase retrieval algorithms often suffer from convergence to local minima and sensitivity to the initial guess. Diffusion models, with their probabilistic and iterative nature, can mitigate these issues by providing a systematic approach to explore the solution space and progressively enhance the quality of the reconstructions [17], [18].

Moreover, the flexibility of diffusion models allows their adaptation to various types of data and measurement settings. Whether dealing with coded diffraction patterns, multi-plane intensity measurements, or different wavelengths, diffusion models can be trained to incorporate these variations, enabling a unified framework for phase retrieval across diverse applications [17], [18].

E. Posterior Sampling via Score/Diffusion-Based Models

Unconditional diffusion/score-based models are known for their ability to generate high-quality samples from a prior distribution using the score function $\nabla_x \log p(\mathbf{x})$ via Langevin dynamics. It is worth mentioning that since score-based and diffusion-based interpretations are equivalent due to Tweedie’s formula [16], [44], [45], we can focus solely on the score-based approach here.

Although directly learning the score function is an option, most work utilizes a deep denoiser instead. This substitution is based on the relationship given by [46]

$$\nabla_{\mathbf{x}_t} \log p(\mathbf{x}_t) = \frac{\text{Denoiser}(\mathbf{x}_t, \sigma_t) - \mathbf{x}_t}{\sigma_t^2} \quad (4)$$

where $\mathbf{x}_t \triangleq \mathbf{x} + \mathbf{v}$ with $\mathbf{v} \sim \mathcal{N}(\mathbf{0}, \sigma_t^2 \mathbf{I})$.

Several strategies have been explored to extend this score-based approach for sampling from a posterior distribution $p(\mathbf{x}|\mathbf{y})$, leveraging the posterior score function $\nabla_x \log p(\mathbf{x}|\mathbf{y})$ within Langevin dynamics. Here, we can discuss four common methods for approximating the posterior score function for inverse problems: 1) conditioning via initialization, 2) conditional denoiser, 3) hard projection, and 4) Bayesian approach.

The “conditioning via initialization” approaches, such as SDEdit [47], employ a “warm start” strategy, initializing Langevin dynamics sampling from a heuristic or classical estimate instead of pure noise. While computationally efficient, requiring no modifications to the unconditional pretrained diffusion model’s

score function, this approach inherits a fundamental limitation: the initialization does not enforce measurement consistency. Since sampling begins at an intermediate denoised state (skipping early noise-heavy diffusion steps) yet still relies on an unconditional score estimator, the generated samples may diverge from the true data manifold or violate physical constraints. Thus, despite its simplicity, this paradigm lacks theoretical guarantees of fidelity to observations, often producing artifacts or biased reconstructions.

In “conditional denoiser” techniques, such as SR3 [48] or Palette [49], they give \mathbf{y} to denoiser as $\nabla_{\mathbf{x}_t} \log p(\mathbf{x}_t|\mathbf{y}) = \frac{\text{Denoiser}(\mathbf{x}_t, \mathbf{y}, \sigma_t) - \mathbf{x}_t}{\sigma_t^2}$ and rely fully on the learning process. This approach is still simple, but for many inverse problems, the influence of the estimation can be very challenging to learn as it requires learning the complex measurement model. Also, there is no theoretical guarantee for conditioning.

The “hard projection” methods, such as ReSample [50], utilize a regular denoiser followed by a projection step to match with \mathbf{y} , more mathematically, $\hat{\mathbf{x}} = \arg \min_{\mathbf{x}} \frac{1}{2} \|\mathbf{z} - \text{Denoiser}(\mathbf{x}, \sigma_t)\|^2$ s.t. $\mathbf{y} = \mathcal{A}(\mathbf{z})$. Although relatively simple to implement, this approach might not be applicable to all inverse problems. Additionally, it can suffer from inaccuracies as the projection step might not achieve perfect conditioning on the measurement.

The “Bayesian” approaches leverage Bayes’ rule to derive the posterior score function as $\nabla_{\mathbf{x}} \log p(\mathbf{x}_{t-1}|\mathbf{y}) = \nabla_{\mathbf{x}} \log p(\mathbf{y}|\mathbf{x}_{t-1}) + \nabla_{\mathbf{x}} \log p(\mathbf{x}_{t-1})$. Offering a mathematically well-founded approach for posterior sampling, this method has been successfully applied to linear inverse problems in the SNIPS method [15].

Therefore, one promising approach for achieving high perceptual quality reconstructions is to employ a posterior score-based sampler, as demonstrated by Kavar et al. [15]. This strategy offers a multitude of potential solutions for attaining perfect perceptual quality, albeit potentially at the expense of distortion metrics.

F. Wasserstein Adversarial Loss

Generative Adversarial Networks (GANs) have shown strong performance in generating realistic images and have been applied to inverse problems for producing high-quality outputs [42]. These models aim to generate diverse images that both satisfy measurement constraints and match the distribution of clean examples. In phase retrieval, GAN-based approaches have been explored [25], [51], though they often assume noiseless measurements, a limitation in practical settings.

Beyond generative modeling, adversarial loss can help counteract over-smoothing caused by distortion-based optimization. A

common formulation adds an adversarial term to the distortion loss [14]:

$$\ell_{\text{total}} = \ell_{\text{distortion}} + \lambda \ell_{\text{adv}}, \quad (5)$$

where ℓ_{adv} is the standard GAN loss.

However, standard adversarial loss, based on Jensen-Shannon (JS) divergence, often leads to training instability, mode collapse, and poor sample quality when real and generated distributions diverge. To address this, Wasserstein GAN (WGAN) replaces JS divergence with the Wasserstein (Earth Mover’s) distance, offering a smoother, more meaningful measure of distributional difference. This results in more stable training and improved generation quality [52].

G. Test Time Augmentation

Test time augmentation (TTA) is a powerful technique in deep learning that leverages data properties to enhance performance without an additional training requirement. It involves creating slightly modified versions of the test images (flips, rotations, crops) and feeding them through the trained model. The predictions from these augmented versions are then combined (typically by averaging) to produce a final prediction [53]. This approach acts as a form of ensembling, effectively increasing the training data by leveraging the inherent equivariance properties of the model and the data distribution [54], [55].

TTA is particularly beneficial when models struggle with small input variations. In image classification, for instance, flipping an image might not significantly alter the content, but the model could potentially misclassify the flipped version. By combining predictions from both versions, TTA achieves a more robust and generalizable performance. This strategy has demonstrably improved accuracy and robustness across various deep learning domains, including image classification [55], object detection [56], and image segmentation [57].

III. DEVELOPED METHODS

A. prNet-Small

We rely on Langevin dynamics to sample from the posterior distribution $p(\mathbf{x}_t|\mathbf{y})$, using both the score function of the posterior and the injected Gaussian noise. Hence our approach is based on the following update step [15]:

$$\mathbf{x}_{t+1} \leftarrow \mathbf{x}_t + \gamma \nabla_{\mathbf{x}} \log p(\mathbf{x}_t|\mathbf{y}) + \sqrt{2\gamma} \mathbf{v}_t, \quad 1 \leq t \leq T, \quad (6)$$

where γ denotes the step size, $\mathbf{v}_t \sim \mathcal{N}(\mathbf{0}, \mathbf{I})$ is standard Gaussian noise, and T is the total number of iterations. Using Bayes’ rule for the score function of the posterior yields:

$$\mathbf{x}_{t+1} \leftarrow \mathbf{x}_t + \gamma \nabla_{\mathbf{x}} \log p(\mathbf{x}_t) + \gamma \nabla_{\mathbf{x}} \log p(\mathbf{y}|\mathbf{x}_t) + \sqrt{2\gamma} \mathbf{v}_t \quad (7)$$

We use a learned denoiser model \mathcal{D}_θ with parameters θ to approximate the unconditional score function, assuming degradation with $\mathbf{x}_t \triangleq \mathbf{x} + \mathbf{v}$ where $\mathbf{v} \sim \mathcal{N}(\mathbf{0}, \sigma_t^2 \mathbf{I})$ [46]:

$$\nabla_{\mathbf{x}} \log p(\mathbf{x}_t) = \frac{\mathcal{D}_\theta(\mathbf{x}_t, t) - \mathbf{x}_t}{\sigma_t^2}. \quad (8)$$

Substituting this into Eq. (7), we obtain:

$$\begin{aligned} \mathbf{x}_{t+1} \leftarrow & \left(1 - \frac{\gamma}{\sigma_t^2}\right) \mathbf{x}_t + \frac{\gamma}{\sigma_t^2} \mathcal{D}_\theta(\mathbf{x}_t, t) \\ & + \gamma \nabla_{\mathbf{x}} \log p(\mathbf{y}|\mathbf{x}_t) + \sqrt{2\gamma} \mathbf{v}_t. \end{aligned} \quad (9)$$

To derive the log-likelihood gradient term $\nabla_{\mathbf{x}} \log p(\mathbf{y}|\mathbf{x}_t)$ for phase retrieval, we consider the following simplified forward model:

$$\mathbf{y} = |\mathbf{A}\mathbf{x}| + \mathbf{w}, \quad \mathbf{w} \sim \mathcal{N}\left(\mathbf{0}, \left(\frac{\alpha}{2}\right)^2 \mathbf{I}\right), \quad (10)$$

which is a valid approximation via the delta method under general conditions, such as sufficiently large SNR. Using this model together with the defined diffusion process $\mathbf{x}_t = \mathbf{x} + \mathbf{v}$, the likelihood term $p(\mathbf{y}|\mathbf{x}_t)$ can be obtained. Through linearization with first-order Taylor series expansion, this can be approximated by a multivariate Gaussian distribution with mean vector $|\mathbf{A}\mathbf{x}_t|$ and covariance matrix $((\frac{\alpha}{2})^2 + \sigma_t^2) \mathbf{I}$ for a unitary measurement matrix \mathbf{A} . Then the log-likelihood gradient term is given by

$$\nabla_{\mathbf{x}} \log p(\mathbf{y}|\mathbf{x}_t) = -\frac{1/2}{(\frac{\alpha}{2})^2 + \sigma_t^2} \nabla_{\mathbf{x}} \|\mathbf{y} - |\mathbf{A}\mathbf{x}_t|\|^2, \quad (11)$$

with the following (sub-)gradient expression:

$$2 \left(\mathbf{x}_t - \mathbf{A}^\dagger \left(\frac{\mathbf{A}\mathbf{x}_t}{|\mathbf{A}\mathbf{x}_t|} \odot \mathbf{y} \right) \right) \in \nabla_{\mathbf{x}} \|\mathbf{y} - |\mathbf{A}\mathbf{x}_t|\|^2. \quad (12)$$

We employ gradient lookahead; in other words, we evaluate the likelihood gradient after the denoising step. Hence we use $\tilde{\mathbf{x}}_t = \mathcal{D}_\theta(\mathbf{x}_t, t)$, the denoised estimate, in place of \mathbf{x}_t in the sub-gradient expression. Substituting the final likelihood gradient term into Eq. (9) yields the following Langevin dynamics update:

$$\begin{aligned} \mathbf{x}_{t+1} \leftarrow & \frac{\gamma}{(\frac{\alpha}{2})^2 + \sigma_t^2} \mathbf{A}^\dagger \left(\frac{\mathbf{A}\tilde{\mathbf{x}}_t}{|\mathbf{A}\tilde{\mathbf{x}}_t|} \odot \mathbf{y} \right) + \left(1 - \frac{\gamma}{\sigma_t^2}\right) \mathbf{x}_t \\ & + \left(\frac{\gamma}{\sigma_t^2} - \frac{\gamma}{(\frac{\alpha}{2})^2 + \sigma_t^2} \right) \tilde{\mathbf{x}}_t + \sqrt{2\gamma} \mathbf{v}_t. \end{aligned} \quad (13)$$

By defining $\lambda_t = \frac{\gamma}{(\frac{\alpha}{2})^2 + \sigma_t^2}$, this can be expressed in a more compact form as follows:

$$\begin{aligned} \mathbf{x}_{t+1} \leftarrow & \mathbf{A}^\dagger \left(\frac{\mathbf{A}\tilde{\mathbf{x}}_t}{|\mathbf{A}\tilde{\mathbf{x}}_t|} \odot \left(\lambda_t \mathbf{y} + \left(\frac{\gamma}{\sigma_t^2} - \lambda_t \right) |\mathbf{A}\tilde{\mathbf{x}}_t| \right) \right) \\ & + \left(1 - \frac{\gamma}{\sigma_t^2}\right) \mathbf{x}_t + \sqrt{2\gamma} \mathbf{v}_t. \end{aligned} \quad (14)$$

Here the measurement weight λ_t is a learnable and time-dependent parameter to find the optimal measurement update

weights during the training process. For a simpler expression, we set $\gamma = \sigma_t^2$ to arrive at the following update equation:

$$\mathbf{x}_{t+1} \leftarrow \mathbf{A}^\dagger \left(\frac{\mathbf{A}\tilde{\mathbf{x}}_t}{|\mathbf{A}\tilde{\mathbf{x}}_t|} \odot (\lambda_t \mathbf{y} + (1 - \lambda_t) |\mathbf{A}\tilde{\mathbf{x}}_t|) \right) + \frac{\alpha \sqrt{\lambda_t}}{\sqrt{2}} \mathbf{v}_t \quad (15)$$

Note that the first term in the update equation corresponds to one measurement-space projection step of Error Reduction (ER) algorithm with the initial estimate of $\tilde{\mathbf{x}}_t$ and updated measurement of $\lambda_t \mathbf{y} + (1 - \lambda_t) |\mathbf{A}\tilde{\mathbf{x}}_t|$. However, (sub-)gradient methods and ER are known to perform suboptimally for PR. To address this, we can substitute this step with the Hybrid Input-Output (HIO) algorithm, which demonstrates better convergence properties in practice. This important improvement [12], [29] is often overlooked in prior diffusion-based PR methods such as [18], which typically follow simpler update rules with limited convergence behavior. Moreover, HIO also allows to incorporate the available object-domain constraints such as real-valuedness and non-negativity, without hardly enforcing them. We also observe that performing multiple HIO iterations, rather than a single update, further improves reconstruction performance. With this final modification to the data consistency term, our update becomes:

$$\mathbf{x}_{t+1} \leftarrow \text{HIO}(\mathcal{D}_\theta(\mathbf{x}_t, t); \lambda_t \mathbf{y} + (1 - \lambda_t) |\mathbf{A}\mathcal{D}_\theta(\mathbf{x}_t, t)|) + \frac{\alpha \sqrt{\lambda_t}}{\sqrt{2}} \mathbf{v}_t \quad (16)$$

To further improve the performance, we adopt a warm-start strategy rather than initializing the process with a pure noise image. Adopting such a strategy requires deviating from the standard diffusion sampling process, which typically begins from noise. Specifically, we begin with a plausible estimate obtained using classical methods such as HIO, through the initialization stage proposed in [2]. This initialization stage simplifies the learning task by allowing the diffusion model to focus on refining a rough estimate rather than generating one from scratch. Given that classical phase retrieval algorithms can already produce a fairly accurate reconstruction, it is more efficient to leverage this intermediate solution to avoid wasting denoiser model capacity on early-stage reconstruction. Such “image-to-image” rather than “noise-to-image” paradigm has also been recently exploited for different inverse problems in imaging [58]–[61].

Together with the warm-start, the proposed pipeline is summarized in Algorithm 1.

B. prNet-Large

However, our initialization stage incorporates stochasticity, resulting in different outputs for the same measurement across different runs. Some of these outputs reconstruct certain regions of the image better than others. This observation motivates

Algorithm 1 Proposed algorithm: prNet-Small**Input:** \mathbf{y}, α **Hyperparameters:** T, K, β **Learned parameters:** Denoiser weights θ , measurement update weights $\lambda \in \mathbb{R}^T$ (initialized as a logarithmically decreasing vector)

```

1:  $\mathbf{x}'_0 \leftarrow \text{Initialization Stage}(\mathbf{y})$ 
2: for  $i = 1$  to  $T$  do
3:    $\mathbf{x}_i \leftarrow \mathcal{D}_\theta(\mathbf{x}'_{i-1}, i-1)$ 
4:   if  $i = T$  then
5:     return  $\mathbf{x}_i$ 
6:    $\mathbf{y}'_i \leftarrow \lambda_i \mathbf{y} + (1 - \lambda_i) |\mathbf{A} \mathbf{x}_i|$ 
7:    $\mathbf{z}_i^{(0)} \leftarrow \mathbf{x}_i$ 
8:   for  $k = 1$  to  $K$  do
9:      $\mathbf{z}_i^{(k)} \leftarrow \mathbf{A}^\dagger \left( \mathbf{y}'_i \odot \frac{\mathbf{A} \mathbf{z}_i^{(k-1)}}{|\mathbf{A} \mathbf{z}_i^{(k-1)}|} \right)$ 
10:     $\gamma \leftarrow$  indices where  $\mathbf{z}_i^{(k)}$  violates spatial constraints
      (e.g., support and non-negativity)
11:     $\mathbf{z}_i^{(k)}[n] \leftarrow \begin{cases} \mathbf{z}_i^{(k)}[n] & , n \notin \gamma \\ \mathbf{z}_i^{(k-1)}[n] - \beta \mathbf{z}_i^{(k)}[n] & , n \in \gamma \end{cases}$ 
12:     $\epsilon \leftarrow \mathcal{N}(\mathbf{0}, \mathbf{I})$ 
13:     $\mathbf{x}'_i \leftarrow \mathbf{z}_i^{(K)} + \frac{\alpha \sqrt{\lambda_i}}{\sqrt{2}} \epsilon$ 

```

leveraging multiple initialization results within our prNet-Large pipeline.

The prNet-Large pipeline enhances reconstruction quality through multiple parallel reconstructions. Specifically, the initialization stage produces k diverse estimates. In the main loop, each of them is passed through a denoiser to yield $k/2$ refined outputs. These outputs, along with those from the data consistency step, are concatenated and perturbed with Gaussian noise before the next iteration. Thus, at each step, the denoiser receives k inputs and produces k outputs.

In the final stage of the prNet-Large pipeline, we compute the average of these k outputs. Given that our method approximates samples from the posterior $p(\mathbf{x}|\mathbf{y})$, averaging them yields an estimate of the MMSE solution. Since the MMSE estimator minimizes expected distortion, this averaging can improve distortion-based metrics.

C. prNet-Large-Adversarial

In contrast, the prNet-Large-Adversarial pipeline includes an additional refinement stage to combine the multiple reconstructions from the main loop, as illustrated in Fig. 1. Rather than directly averaging the outputs from the main loop, a final denoiser \mathcal{D}_ϕ with parameters ϕ takes the multiple reconstructions as input and produces a refined output. This step compensates for the perceptual degradation often introduced by naive averaging,

allowing us to improve both distortion and perceptual quality simultaneously.

D. Initialization Stage

Due to the inherent nonlinearity and non-convexity of the phase retrieval problem, reconstruction algorithms are highly susceptible to the initial guess. In order to address this challenge and enhance the robustness of our method, this initialization procedure runs the HIO algorithm for a small number of s iterations for m different random phase initializations. This initial exploration aims to identify promising regions in the search space and is highly parallelizable. After selecting the reconstruction with the lowest residual $\|\mathbf{y} - |\mathbf{A} \mathbf{x}|\|_2^2$, this reconstruction is then further refined using HIO for a larger number of n iterations, as in [2].

E. Denoiser Model

As the denoising component of our pipelines, we employed a customized UNet architecture [62] depicted in Fig. 2, a well-established framework renowned for its efficacy in image restoration tasks [63]. Notably, this implementation of UNet incorporates timestep information as an additional input that is intricately linked to the noise level of the input image. The denoiser operates by estimating the residual, thus facilitating the refinement of the reconstructed image by focusing only on the discrepancy between the noisy input and the desired clean output. Our customization of the UNet architecture includes blocks that utilize attention mechanisms. These mechanisms enable the network to selectively focus on relevant parts of the input image, enhancing its ability to capture intricate details and effectively suppress noise. This incorporation of attention mechanisms is crucial for improving denoising performance, particularly in scenarios where noise levels vary across different regions of the image.

F. Progressive Training Process

During training, the denoiser model receives the output from the previous iteration and produces an estimate of the clean image. Our training loss is a standard MSE loss between this estimate and the ground truth image. Additionally, since there are other learnable parameters following the denoising block (e.g., λ in the data consistency layers), our loss function also includes a term corresponding to the reconstruction error at the output of the data consistency block.

We adopt a progressive strategy that evolves over training epochs, enabling effective learning across all iterations. Initially, we focus on training the early iterations of the main loop to learn the initial stages of reconstruction. Within each epoch, we

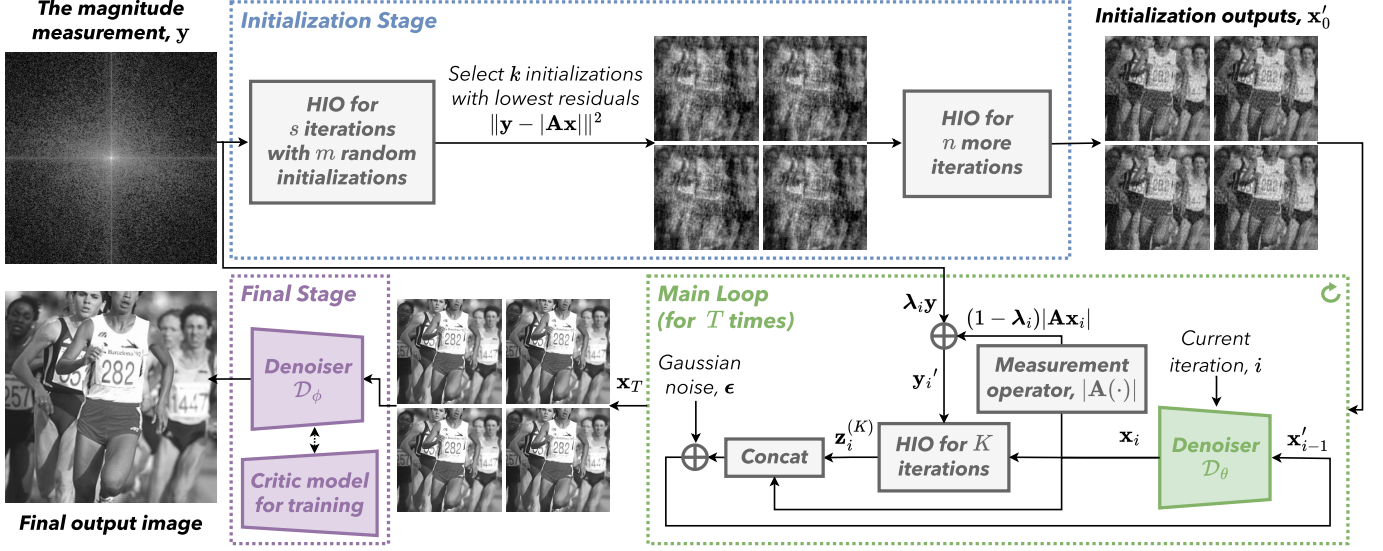


Fig. 1. The overall pipeline of prNet-Large-Adversarial. Our approach begins with the Initialization Stage, where m random initializations are refined using HIO for s steps. The top k candidates with the lowest residuals are selected and further refined with n additional HIO iterations to produce initial estimates \mathbf{x}'_0 . In the Main Loop, each estimate is stochastically perturbed with Gaussian noise and iteratively refined using a combination of classical HIO updates and a learned denoiser \mathcal{D}_θ . This process is repeated for T iterations. In the Final Stage, the refined outputs are passed through a learned denoiser \mathcal{D}_ϕ , trained adversarially via a critic model to enhance realism and perceptual quality. Compared to prNet-Large, which uses simple averaging in the Final Stage, prNet-Large-Adversarial incorporates a learned denoiser for aggregation. Additionally, prNet-Large-Adversarial refines multiple reconstructions in parallel, while prNet-Small operates on a single initialization throughout.

gradually increase the mean of the random timesteps used during training, allowing the model to adapt to increasingly complex temporal structures. As training progresses to later epochs, the focus shifts toward optimizing the final iterations. This progressive schedule mirrors the concept of algorithm unrolling, where outputs from earlier iterations inform the training of subsequent ones, thereby improving both training efficiency and coherence.

To formalize the progressive training objective described above, we define the training loss for prNet as follows:

$$\min_{\theta, \lambda} \mathbb{E}_{i \sim p(i), \mathbf{x} \sim p(\mathbf{x})} \left[\mu_1 \|\mathcal{D}_\theta(\mathbf{x}'_i, i) - \mathbf{x}\|^2 + \mu_2 \|\mathbf{z}_{i+1}^{(K)} - \mathbf{x}\|^2 \right] \quad (17)$$

where \mathbf{x} denotes the ground truth image sampled from the data distribution $p(\mathbf{x})$, and \mathbf{x}'_i is the input to the denoiser at iteration i generated by the previous iterations using the current

version of the denoiser model and noise process, as described in Algorithm 1. The denoiser $\mathcal{D}_\theta(\mathbf{x}'_i, i)$ is trained to approximate the clean image, with μ_1 controlling the weight of the denoising loss given in the first term. The second term enforces fidelity at the output of the data consistency block, where $\mathbf{z}_{i+1}^{(K)}$ is the output after K HIO updates, as defined in Algorithm 1. The scalar μ_2 controls the relative importance of this term. The sampling distribution $p(i)$ is the probability density function of the chosen iteration, whose mean increases linearly with the training epoch, thus progressively focusing more on latter iterations as the training proceeds. Since the input \mathbf{x}_i depends on the outputs of previous iterations, we adopt a stage-wise training strategy that initially focuses on earlier steps, allowing their denoisers to stabilize before focusing on later iterations in subsequent epochs.

In contrast to methods that assume a fixed noise schedule and train denoisers accordingly, our approach explicitly leverages the actual outputs of previous iterations during training. This use of exact, rather than approximated, inputs simplifies the learning process but may increase overall training time. A key advantage of our framework is its flexibility in learning the denoising schedule. Unlike approaches that rely on a fixed, predefined diffusion process, our pipeline allows both noise and denoising schedule to be learned during training. This flexibility enables the model to discover an optimal denoising strategy tailored to the reconstruction task, potentially leading to improved performance.

To train the final denoiser \mathcal{D}_ϕ in the prNet-Large-Adversarial

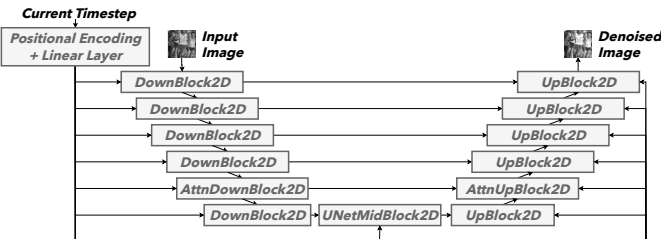


Fig. 2. Architecture of the UNet denoiser with timestep input. For prNet-Small, the input and output are single images, as illustrated. In the main loop denoiser of prNet-Large, the network processes multiple input images and produces multiple output images.

pipeline, we incorporate an additional improved Wasserstein GAN loss with gradient penalty [64] term into the training objective. This term addresses perceptual quality alongside distortion metrics, helping to balance the perception-distortion tradeoff. Denoisers trained solely with distortion-based losses, such as MSE, often produce overly smooth outputs that are easily distinguishable by a critic model. The WGAN loss penalizes such outputs, promoting more realistic reconstructions. Since both the Langevin dynamics framework used in the main loop and this adversarial term used for the final denoiser explicitly tackle the perception-distortion tradeoff, our overall training scheme provides a comprehensive framework aligned with the principles discussed in [14].

For prNet-Large-Adversarial, an additional adversarial loss is introduced to enhance perceptual quality. Specifically, the final output from the learned denoiser \mathcal{D}_ϕ is evaluated by a critic network using the improved Wasserstein GAN loss with gradient penalty [64]. The resulting training objective has an extra term $\mu_{\text{adv}} \cdot \mathcal{L}_{\text{WGAN}}(\mathcal{D}_\phi(\mathbf{x}_T^{(1)}, \dots, \mathbf{x}_T^{(k)}))$ where $\mathbf{x}_T^{(1)}, \dots, \mathbf{x}_T^{(k)}$ are the k reconstructions from the final iteration of the prNet-Large pipeline, and μ_{adv} is a hyperparameter balancing perceptual realism against distortion-based reconstruction. The WGAN loss encourages the final denoiser \mathcal{D}_ϕ to generate samples indistinguishable from real images, thereby mitigating the oversmoothing typically introduced by MSE-based training.

G. Test Time Augmentation

We can leverage inherent invariances of the measurement operator to improve reconstruction quality through test time augmentation (TTA). Many measurement operators exhibit invariance under certain image transformations such as flipping or rotation. For example, in the case of Fourier magnitude, the magnitude spectrum of a flipped image remains identical to that of the original image. This property enables us to apply corresponding transformations during test time to enrich our reconstruction process.

As depicted in Fig. 3, following the robust initialization stage, we can apply flipping to these initialization outputs and execute our pipeline for the flipped versions of the images for the Fourier PR problem. Subsequently, combining the flipped outputs with the original outputs allows us to obtain a more refined estimate. Test time augmentation is widely applicable across various deep learning domains and can also be beneficial for enhancing the performance of image reconstruction tasks.

A more advanced Test Time Augmentation technique called TTA D_4 , as illustrated in Fig. 4, leverages the properties of the D_4 dihedral group, which includes all symmetries of a square, such as rotations and reflections. This method enhances the initial TTA by applying each transformation from the D_4 group to the outputs from the robust initialization stage, covering

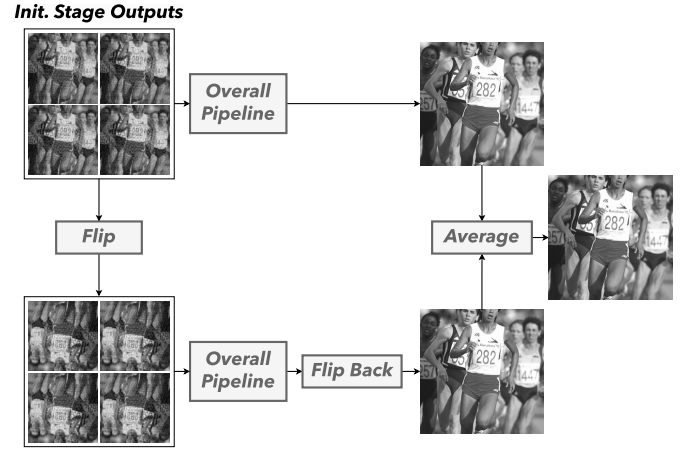


Fig. 3. Test time augmentation (TTA): We execute the full pipeline on both the original initialization outputs and their flipped versions, then average the results to produce the final output.

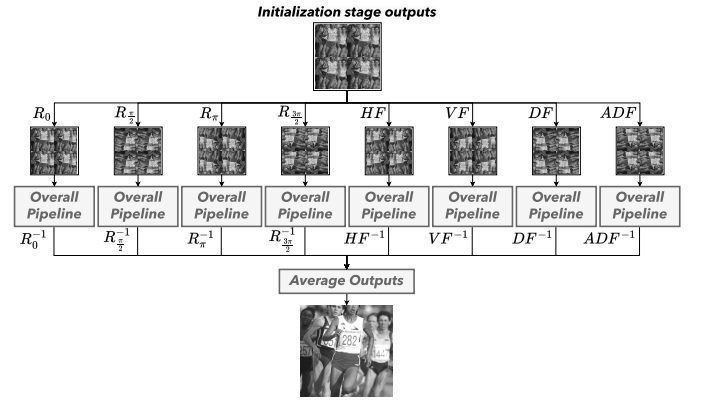


Fig. 4. Test time augmentation using dihedral group D_4 (TTA D_4).

rotations ($R_0, R_{\pi/2}, R_\pi, R_{3\pi/2}$) and reflections (Horizontal Flip HF , Vertical Flip VF , Diagonal Flip DF , and Anti-Diagonal Flip ADF). Formally, we process the initialization outputs $\{\hat{\mathbf{x}}_{\text{init}}^{(m)}\}_{m=1}^k$ with a transform \mathcal{T} to generate new sets of initializations $\{\mathcal{T}(\hat{\mathbf{x}}_{\text{init}}^{(m)})\}_{m=1}^k$. We also know the effects of these transformations in the Fourier domain, thus, we also apply the corresponding transformation in the Fourier domain to the observation \mathbf{y} . These transformed initializations are then iteratively refined, producing different final outputs. The combined final result is obtained by averaging over all D_4 transformations, expressed as:

$$\hat{\mathbf{x}}_{\text{final}}^{(\text{combined})} = \frac{1}{|D_4|} \sum_{\mathcal{T} \in D_4} \mathcal{T}^{-1}(\hat{\mathbf{x}}_{\text{final}}^{\mathcal{T}}) \quad (18)$$

where $|D_4| = 8$ is the order of the D_4 dihedral group.

By incorporating all transformations from the D_4 dihedral group, this advanced TTA technique maximizes the use of symmetry properties and available data, significantly enhancing the robustness and quality of image reconstructions. This approach is particularly effective in image reconstruction tasks,

where the enriched data from augmentation helps mitigate overfitting and improves generalization performance.

IV. EXPERIMENTAL RESULTS

To evaluate the performance of our method, we conduct numerical simulations using a large image dataset. Our experiments focus on the classical Fourier phase retrieval problem, which involves recovering an image from the magnitude of its Fourier transform. We assess generalization capability and computational efficiency, and compare reconstruction quality against both classical and state-of-the-art phase retrieval algorithms.

A. Experimental Setup

Noisy Fourier measurements are simulated according to Eq. (1), with the average SNR values reported in Table I. The SNR is calculated as $10 \log (\| \mathbf{F}\mathbf{x} \|^2 / \| \mathbf{y}^2 - |\mathbf{F}\mathbf{x}|^2 \|_2)$. To ensure the uniqueness of the solution (up to trivial ambiguities), we employ an oversampled discrete Fourier transform matrix $\mathbf{A} = \mathbf{F}$ with an oversampling ratio of $m = 4n$ [65]. Oversampling introduces additional measurement redundancy, which helps to constrain the solution space and improve the stability of the inversion process. Additionally, we assume the signals are real-valued and compactly supported, consistent with typical phase retrieval setups.

The training set consists of 44,000 natural images, including the dataset used in [28], [29] as well as randomly selected images from ImageNet [66], [67]. Only natural images are used for training. All images have a resolution of 256×256 pixels. The test set, identical to that used in [28], [29], contains 230 natural and 6 unnatural images.

A customized UNet architecture is used for the denoiser models, while a simple ResNet18 network [68] is employed as the critic model for the prNet-Large-Adversarial pipeline. Optimization is performed using decoupled weight decay regularization [69] along with cosine annealing and linear warmup [70]. The total training times for prNet-Small, prNet-Large, and prNet-Large-Adversarial are approximately four days (for 90 iterations), five days (for 40 epochs), and one day (for 25 epochs), respectively, using a single NVIDIA A100 80GB GPU.

In the initialization phase of prNet-Small, the HIO method was initially executed with $m = 50$ different random starting points for $s = 50$ iterations each. The reconstruction with the lowest residual error was selected for an additional HIO run of $n = 1000$ iterations. The resulting reconstruction was then used as input for the iterative denoiser-HIO stage. In this iterative phase, consisting of $T = 18$ blocks, the HIO method was performed for $K = 5$ iterations before introducing noise under the $\alpha = 3$ setting.

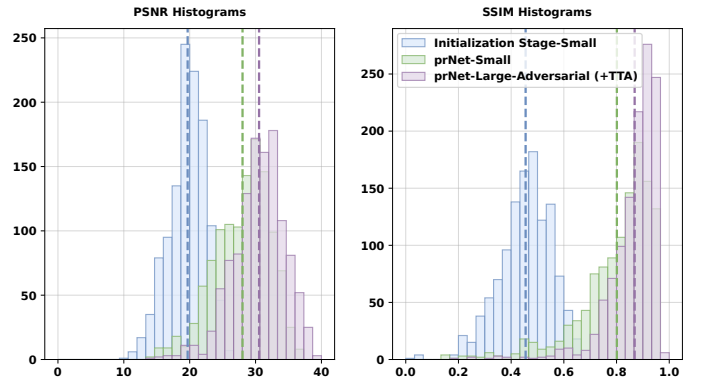


Fig. 5. The histograms of PSNR (left column) and SSIM (right column) for the reconstructions produced by various methods across 236 test images and 5 Monte Carlo runs for the $\alpha = 3$ scenario. Vertical dashed lines indicate the mean PSNR and SSIM values.

The selected hyperparameters for the prNet-Large pipeline differ from the prNet-Small pipeline only in the initialization stage. In the prNet-Large initialization stage, $k = 10$ multiple outputs are generated from the best $k = 10$ initializations with the lowest residuals among the $m = 100$ different random initializations.

Phase retrieval algorithms are generally sensitive to initialization due to the inherent nonlinearity of the problem. To demonstrate the robustness of the developed approach to different initializations and image characteristics, PSNR and SSIM histograms are provided in Fig. 5 for the developed methods (with $\alpha = 3$). These histograms include reconstructions obtained from 236 distinct test images and 5 Monte Carlo runs, implying that 5 different initializations were used for each test image. The small spreads and high means clearly indicate the robustness of the developed approaches to varying initializations and image statistics.

B. Comparison with Other Methods

The reconstructions of the developed approach are compared with the true images using the peak signal-to-noise ratio (PSNR) and structural similarity index (SSIM). For comparison, we present the results for prDeep [2], HIO [3], DIR [28], and MBwDDP [12], [29].

Table I presents the average reconstruction performance of the algorithms for 236 test images over 5 Monte Carlo runs under varying levels of Poisson noise ($\alpha = 2, 3, 4$). The developed methods consistently surpass other methods in both PSNR and SSIM metrics across all noise levels, while only necessitating a marginal increase in runtime compared to the initialization stage. The superiority of our methods can also be seen visually in Figs. 6 and 7.

With our methods, HIO artifacts can be successfully removed while preserving the image characteristics. Our approach generally does not introduce artifacts and errors like the

TABLE I

AVERAGE RECONSTRUCTION PERFORMANCE OVER 236 TEST IMAGES (NATURAL AND UNNATURAL) ACROSS 5 MONTE CARLO RUNS. ALL RESULTS ARE OBTAINED USING THE SAME MODEL TRAINED ON NATURAL IMAGES AT NOISE LEVEL $\alpha = 3$, AND EVALUATED AT MULTIPLE NOISE LEVELS ($\alpha = 2, 3, 4$) TO ASSESS GENERALIZATION ACROSS IMAGE DOMAINS AND ROBUSTNESS TO VARYING NOISE CONDITIONS.

Noise level	Method	Runtime (s) ↓	Average PSNR (dB) ↑			Average SSIM ↑		
			Overall	Natural	Unnatural	Overall	Natural	Unnatural
$\alpha = 2$ (Avg. SNR: 33.24dB)	HIO [4]	0.25	19.79	19.73	21.92	0.50	0.50	0.49
	prDeep [2]	59.32	23.45	23.49	21.72	0.65	0.66	0.58
	DIR [28]	21.59	23.61	23.60	24.02	0.72	0.72	0.73
	MBwDDP [29]	24.11	24.87	24.86	25.56	0.74	0.74	0.74
	Initialization Stage	0.45	20.64	20.55	24.25	0.53	0.53	0.57
	prNet-Small	0.98	29.60	29.67	26.81	0.85	0.85	0.78
	prNet-Large	1.46	32.24	32.28	30.77	0.90	0.90	0.89
	prNet-Large-Adversarial	1.50	32.38	32.42	30.77	0.90	0.90	0.89
	prNet-Large-Adversarial (+TTA)	1.80	32.66	32.69	31.25	0.91	0.91	0.89
	prNet-Large-Adversarial (+TTA D_4)	3.12	32.92	32.94	31.88	0.91	0.91	0.88
$\alpha = 3$ (Avg. SNR: 31.53dB)	HIO [4]	0.27	18.92	18.89	20.34	0.43	0.43	0.43
	prDeep [2]	59.41	22.06	22.09	20.91	0.59	0.59	0.54
	DIR [28]	21.72	22.87	22.85	23.50	0.68	0.68	0.71
	MBwDDP [29]	24.35	23.92	23.92	23.98	0.70	0.70	0.69
	Initialization Stage	0.47	19.73	19.68	21.65	0.46	0.46	0.45
	prNet-Small	1.03	28.08	28.13	25.93	0.80	0.81	0.70
	prNet-Large	1.48	30.17	30.24	27.79	0.86	0.86	0.78
	prNet-Large-Adversarial	1.52	30.22	30.28	27.79	0.86	0.87	0.79
	prNet-Large-Adversarial (+TTA)	1.82	30.52	30.57	27.88	0.87	0.87	0.79
	prNet-Large-Adversarial (+TTA D_4)	3.13	30.73	30.81	27.76	0.87	0.87	0.76
$\alpha = 4$ (Avg. SNR: 30.24dB)	HIO [4]	0.28	18.52	18.48	19.80	0.39	0.39	0.40
	prDeep [2]	59.68	20.69	20.70	20.38	0.53	0.53	0.51
	DIR [28]	21.95	21.80	21.77	22.79	0.62	0.62	0.69
	MBwDDP [29]	24.43	22.41	22.39	23.09	0.63	0.63	0.65
	Initialization Stage	0.48	19.12	19.08	20.63	0.41	0.41	0.41
	prNet-Small	1.02	26.69	26.75	24.48	0.76	0.76	0.67
	prNet-Large	1.48	28.29	28.35	25.98	0.81	0.81	0.72
	prNet-Large-Adversarial	1.52	28.29	28.35	25.91	0.81	0.81	0.72
	prNet-Large-Adversarial (+TTA)	1.81	28.56	28.61	26.49	0.82	0.82	0.73
	prNet-Large-Adversarial (+TTA D_4)	3.12	28.74	28.80	26.50	0.83	0.83	0.73

other methods. Additionally, by considering the perception-distortion tradeoff, our approach also mitigates the side effects of smoothing that are prevalent in other methodologies, as discussed in [28]. This consideration allows us to strike a balance between preserving fine details in the reconstructed images while minimizing distortions, ultimately enhancing the perceptual quality of the results.

Moreover, our methods exhibit computational efficiency comparable to the initialization stage, demonstrating superior reconstruction quality and computational efficiency.

Several intermediate reconstructions for a natural image in the test dataset are shown in Fig. 8. In fact, our approach generally does not introduce artifacts and errors, as observed in other methods. Additionally, by considering the perception-distortion tradeoff, our approach also mitigates the side effects of smoothing that are prevalent in other methodologies, as

discussed in [28]. This consideration allows us to strike a balance between preserving fine details in the reconstructed images while minimizing distortions, ultimately enhancing the perceptual quality of the results.

C. Generalization Capability

To evaluate the generalization capacity of different algorithms, the results for both natural and unnatural test images are presented separately in Table I. Although the pipelines are trained exclusively with natural images, the developed method achieves superior reconstruction performance for both natural and unnatural images, despite the distinct statistical properties of the latter.

Table I also reveals that the developed approach outperforms other methods across various noise levels ($\alpha = 2, 4$) in terms of




Fig. 6. The outputs of various algorithms for the “Turtle” test image subjected to $\alpha = 3$ noise (SNR=31.89dB).



Fig. 7. The outputs of various algorithms for the “Cameraman” test image subjected to $\alpha = 3$ noise (SNR=31.61dB).




Fig. 8. Intermediate reconstruction results from the developed approaches for the “Woman” test image at a noise level of $\alpha = 3$ (SNR=32.09dB).

reconstruction quality, despite being trained for a specific noise level ($\alpha = 3$). This indicates the robustness of our methods to different noise conditions.

Notably, the performance of the prDeep method declines significantly for synthetic images, which is anticipated since its reconstruction depends on a regularization prior learned from natural images. To highlight this, example reconstructions for a synthetic image from the test dataset are given in Fig. 9.

D. Limitations

Our method operates under the realness and positiveness assumptions of the measurement model, thereby avoiding the global phase shift ambiguity. Additionally, to resolve conjugate inversion ambiguity during evaluation, we compare each reconstruction and its flipped version with the ground truth to ensure correct orientation. Nonetheless, spatial circular shift ambiguity remains a challenge. While natural images tend to exhibit balanced intensity distributions within the known support, which helps mitigate such symmetries, this issue is largely underexplored in prior phase retrieval literature [25], [71]. Unlike some compared methods that resolve this ambiguity using the ground-truth alignment, we deliberately refrain from such an approach to preserve a more realistic evaluation setting. Notably, the HIO-based initialization we employ is inherently robust to this ambiguity. However, certain unnatural test images do not fully occupy the known support, occasionally resulting in multiple plausible reconstructions from identical measurements. While refinement techniques such as the shrinkwrap method [72] could potentially resolve this, we chose not to incorporate




Fig. 9. The outputs of various algorithms for the out-of-domain “Pollen” test image subjected to $\alpha = 3$ noise (SNR=28.10dB).

them, as our focus remains on natural image reconstruction scenarios.

Additionally, perceptual quality metrics, commonly employed to assess the fidelity of reconstructed images in human perception, are not presented in this work. While such metrics are valuable for evaluating reconstructions intended for human consumption, they often rely on deep learning models trained on natural color images. Since our focus is on grayscale phase retrieval and a suitable, widely-used perceptual quality metric for this domain is not readily available, we primarily rely on established distortion metrics to quantify reconstruction performance.

V. CONCLUSION

This paper introduces a novel approach to phase retrieval using Langevin dynamics for posterior sampling. We propose two architectures: prNet-Small for efficiency and prNet-Large for robustness via multiple initializations. Both models refine initial HIO estimates through a denoising-data consistency

loop, trained using outputs from previous iterations, similar to algorithm unrolling [32]. prNet-Large-Adversarial incorporates a second denoiser with a Wasserstein loss to enhance perceptual quality. Extensive experiments demonstrate that our methods consistently outperform both classical and modern baselines, while maintaining low computational runtime. Our results suggest that the combination of denoisers with model-based methods in the Langevin dynamics framework shows promise for developing reliable stochastic solvers for nonlinear inverse problems.

ACKNOWLEDGMENTS

This study was funded in part by Scientific and Technological Research Council of Turkey (TUBITAK) under the Grant Number 120E505. Figen S. Oktem thanks TUBITAK for the support.

REFERENCES

- [1] J. Dong, L. Valzania, A. Maillard, T.-a. Pham, S. Gigan, and M. Unser, “Phase retrieval: From computational imaging to machine learning,” *IEEE Signal Processing Magazine*, vol. 40, no. 1, pp. 45–57, 2023.
- [2] C. Metzler, P. Schniter, A. Veeraraghavan, and R. Baraniuk, “PrDeep: Robust phase retrieval with a flexible deep network,” in *ICML*, 2018.
- [3] J. R. Fienup, “Reconstruction of an object from the modulus of its fourier transform,” *Optics Letters*, vol. 3, no. 1, pp. 27–29, 1978.
- [4] J. R. Fienup, “Phase retrieval algorithms: A comparison,” *Applied Optics*, vol. 21, no. 15, pp. 2758–2769, 1982.
- [5] S. Marchesini, “Invited article: A unified evaluation of iterative projection algorithms for phase retrieval,” *Review of scientific instruments*, vol. 78, no. 1, 2007.
- [6] I. Waldspurger, A. d’Aspremont, and S. Mallat, “Phase recovery, maxcut and complex semidefinite programming,” *Mathematical Programming*, vol. 149, pp. 47–81, 2015.
- [7] K. Jaganathan, S. Oymak, and B. Hassibi, “Sparse phase retrieval: Convex algorithms and limitations,” in *ISIT*, 2013.
- [8] S. López-Tapia, R. Molina, and A. Katsaggelos, “Deep learning approaches to inverse problems in imaging: Past, present and future,” *Digital Signal Processing*, vol. 119, p. 103 285, 2021.
- [9] K. Wang, L. Song, C. Wang, *et al.*, “On the use of deep learning for phase recovery,” *Light: Science & Applications*, vol. 13, no. 1, 2024.
- [10] K. H. Jin, M. T. McCann, E. Froustey, and M. A. Unser, “Deep convolutional neural network for inverse problems in imaging,” *IEEE Transactions on Image Processing*, vol. 26, pp. 4509–4522, 2016.
- [11] Y. Romano, M. Elad, and P. Milanfar, “The little engine that could: Regularization by denoising (red),” *SIAM Journal on Imaging Sciences*, vol. 10, no. 4, pp. 1804–1844, 2017.
- [12] Ç. Işıl and F. S. Oktem, “Deep plug-and-play hio approach for phase retrieval,” *Applied Optics*, vol. 64, no. 5, A84–A94, 2025.
- [13] W. Zhang, Y. Wan, Z. Zhuang, and J. Sun, “What’s wrong with end-to-end learning for phase retrieval?” In *IS&T Electronic Imaging Symposium*, 2024.
- [14] Y. Blau and T. Michaeli, “The perception-distortion tradeoff,” in *CVPR*, 2018.
- [15] B. Kavar, G. Vaksman, and M. Elad, “Snips: Solving noisy inverse problems stochastically,” in *NeurIPS*, 2021.
- [16] C. Luo, “Understanding diffusion models: A unified perspective,” *ArXiv*, 2022.
- [17] M. O. Kaya and F. S. Oktem, “Ddrm-pr: Fourier phase retrieval using denoising diffusion restoration models,” *Applied Optics*, vol. 64, no. 5, A95–A105, 2025.
- [18] S. Shoushtari, J. Liu, and U. Kamilov, “Diffusion models for phase retrieval in computational imaging,” in *ACSSC*, 2023.

- [19] R. W. Gerchberg and W. O. Saxton, "A practical algorithm for the determination of phase from image and diffraction plane pictures," *Optik*, vol. 35, pp. 237–250, 1972.
- [20] Y. Shechtman, Y. C. Eldar, O. Cohen, H. N. Chapman, J. Miao, and M. Segev, "Phase retrieval with application to optical imaging: A contemporary overview," *IEEE Signal Processing Magazine*, vol. 32, no. 3, pp. 87–109, 2015.
- [21] J. Qian, C. Yang, A. Schirotzek, F. Maia, and S. Marchesini, "Efficient algorithms for ptychographic phase retrieval, in inverse problems and applications," *Contemp. Math*, vol. 615, pp. 261–280, 2014.
- [22] A. Maiden, D. Johnson, and P. Li, "Further improvements to the ptychographical iterative engine," *Optica*, vol. 4, no. 7, pp. 736–745, 2017.
- [23] M. El Helou and S. Susstrunk, "Blind universal bayesian image denoising with gaussian noise level learning," *IEEE Transactions on Image Processing*, vol. 29, pp. 4885–4897, 2020.
- [24] Y. Nishizaki, R. Horisaki, K. Kitaguchi, M. Saito, and J. Tanida, "Analysis of non-iterative phase retrieval based on machine learning," *Optical Review*, vol. 27, pp. 136–141, 2020.
- [25] T. Uelwer, A. Oberstrass, and S. Harmeling, "Phase retrieval using conditional generative adversarial networks," in *ICPR*, 2020.
- [26] I. Shevkunov, J. Kilpeläinen, and K. Eguiazarian, "Deep convolutional neural network-based lensless quantitative phase retrieval," in *BiOS*, 2021.
- [27] S. V. Venkatakrishnan, C. A. Bouman, and B. Wohlberg, "Plug-and-play priors for model based reconstruction," in *GlobalSIP*, 2013.
- [28] Ç. Işıl, F. S. Oktem, and A. Koç, "Deep iterative reconstruction for phase retrieval," *Applied Optics*, vol. 58, no. 20, pp. 5422–5431, 2019.
- [29] Ç. Işıl and F. S. Oktem, "Model-based phase retrieval with deep denoiser prior," in *COSI*, 2020.
- [30] E. J. Cha, C. Lee, M. Jang, and J. C. Ye, "Deepphasecut: Deep relaxation in phase for unsupervised fourier phase retrieval," *IEEE Transactions on Pattern Analysis and Machine Intelligence*, vol. 44, pp. 9931–9943, 2020.
- [31] Y. Wang, X. Sun, and J. W. Fleischer, "When deep denoising meets iterative phase retrieval," in *ICML*, 2020.
- [32] H. K. Aggarwal, M. P. Mani, and M. Jacob, "Modl: Model-based deep learning architecture for inverse problems," *IEEE Transactions on Medical Imaging*, vol. 38, pp. 394–405, 2017.
- [33] V. Monga, Y. Li, and Y. C. Eldar, "Algorithm unrolling: Interpretable, efficient deep learning for signal and image processing," *IEEE Signal Processing Magazine*, vol. 38, pp. 18–44, 2019.
- [34] N. Naimipour, S. Khobahi, and M. Soltanalian, "Upr: A model-driven architecture for deep phase retrieval," *ACSSC*, 2020.
- [35] M. Deng, A. Goy, K. Arthur, and G. Barbastathis, "Physics embedded deep neural network for phase retrieval under low photon conditions," in *COSI*, 2019.
- [36] N. Naimipour, S. Khobahi, M. Soltanalian, H. Safavi, and H. C. Shaw, "Unfolded algorithms for deep phase retrieval," *Algorithms*, vol. 17, no. 12, 2024.
- [37] C.-J. Wang, C.-K. Wen, S.-H. L. Tsai, and S. Jin, "Phase retrieval with learning unfolded expectation consistent signal recovery algorithm," *IEEE Signal Processing Letters*, vol. 27, pp. 780–784, 2020.
- [38] A. Liu, X. Fan, Y. Yang, and J. Zhang, "Prista-net: Deep iterative shrinkage thresholding network for coded diffraction patterns phase retrieval," *ArXiv*, 2023.
- [39] C. Ledig, L. Theis, F. Huszár, *et al.*, "Photo-realistic single image super-resolution using a generative adversarial network," in *CVPR*, 2017.
- [40] K. Tayal, C.-H. Lai, R. Manekar, Z. Zhuang, V. Kumar, and J. Sun, "Unlocking inverse problems using deep learning: Breaking symmetries in phase retrieval," in *NeurIPS 2020 Workshop on Deep Learning and Inverse Problems*, 2020.
- [41] A. G. Dimakis, "Deep generative models and inverse problems," in *Mathematical Aspects of Deep Learning*, P. Grohs and G. Kutyniok, Eds. Cambridge University Press, 2022, pp. 400–421.
- [42] Z. Zhao, J. C. Ye, and Y. Bresler, "Generative models for inverse imaging problems: From mathematical foundations to physics-driven applications," *IEEE Signal Processing Magazine*, vol. 40, no. 1, pp. 148–163, 2023.
- [43] J. Gladrow, "Digital phase-only holography using deep conditional generative models," *ArXiv*, 2019.
- [44] S. Chan, "Tutorial on diffusion models for imaging and vision," *Foundations and Trends in Computer Graphics and Vision*, vol. 16, no. 4, pp. 322–471, 2024.
- [45] X. Li, Y. Ren, X. Jin, *et al.*, "Diffusion models for image restoration and enhancement, a comprehensive survey," *ArXiv*, 2023.
- [46] K. Miyasawa, "An empirical bayes estimator of the mean of a normal population," *Bull. Inst. Internat. Statist.*, vol. 38, no. 181–188, pp. 1–2, 1961.
- [47] C. Meng, Y. He, Y. Song, *et al.*, "SDEdit: Guided image synthesis and editing with stochastic differential equations," in *ICLR*, 2022.
- [48] C. Saharia, J. Ho, W. Chan, T. Salimans, D. J. Fleet, and M. Norouzi, "Image super-resolution via iterative refinement," *IEEE Transactions on Pattern Analysis and Machine Intelligence*, vol. 45, no. 4, pp. 4713–4726, 2022.
- [49] C. Saharia, W. Chan, H. Chang, *et al.*, "Palette: Image-to-image diffusion models," in *ACM SIGGRAPH*, 2022.
- [50] B. Song, S. M. Kwon, Z. Zhang, X. Hu, Q. Qu, and L. Shen, "Solving inverse problems with latent diffusion models via hard data consistency," in *ICLR*, 2024.
- [51] P. Hand, O. Leong, and V. Voroninski, "Phase retrieval under a generative prior," in *NeurIPS*, 2018.
- [52] M. Arjovsky, S. Chintala, and L. Bottou, "Wasserstein gan," in *ICML*, 2017.
- [53] C. Shorten and T. M. Khoshgoftaar, "A survey on image data augmentation for deep learning," *Journal of big data*, vol. 6, no. 1, pp. 1–48, 2019.
- [54] M. Kimura, "Understanding test-time augmentation," in *ICONIP*, 2021.
- [55] D. Shanmugam, D. Blalock, G. Balakrishnan, and J. Guttag, "Better aggregation in test-time augmentation," in *ICCV*, 2021.
- [56] Á. Casado-García and J. Heras, "Ensemble methods for object detection," in *ECAI 2020*, 2020.
- [57] G. Wang, W. Li, M. Aertsen, J. Deprest, S. Ourselin, and T. Vercauteren, "Aleatoric uncertainty estimation with test-time augmentation for medical image segmentation with convolutional neural networks," *Neurocomputing*, vol. 338, pp. 34–45, 2019.
- [58] M. Delbracio and P. Milanfar, "Inversion by direct iteration: An alternative to denoising diffusion for image restoration," *TMLR*, 2023.
- [59] J. Whang, M. Delbracio, H. Talebi, C. Saharia, A. G. Dimakis, and P. Milanfar, "Deblurring via stochastic refinement," in *CVPR*, 2022.
- [60] A. Bansal, E. Borgnia, H.-M. Chu, *et al.*, "Cold diffusion: Inverting arbitrary image transforms without noise," in *NeurIPS*, 2023.
- [61] A. Jaiswal, X. Zhang, S. H. Chan, and Z. Wang, "Physics-driven turbulence image restoration with stochastic refinement," in *ICCV*, 2023.
- [62] O. Ronneberger, P. Fischer, and T. Brox, "U-net: Convolutional networks for biomedical image segmentation," in *MICCAI*, 2015.
- [63] M. Elad, B. Kwar, and G. Vaksman, "Image denoising: The deep learning revolution and beyond—a survey paper," *SIAM Journal on Imaging Sciences*, vol. 16, no. 3, pp. 1594–1654, 2023.
- [64] I. Gulrajani, F. Ahmed, M. Arjovsky, V. Dumoulin, and A. C. Courville, "Improved training of wasserstein gans," in *NeurIPS*, 2017.
- [65] M. Hayes, "The reconstruction of a multidimensional sequence from the phase or magnitude of its fourier transform," *IEEE Transactions on Acoustics, Speech, and Signal Processing*, vol. 30, no. 2, pp. 140–154, 1982.
- [66] J. Deng, W. Dong, R. Socher, L.-J. Li, K. Li, and L. Fei-Fei, "Imagenet: A large-scale hierarchical image database," in *CVPR*, 2009.
- [67] K. Zhang, W. Zuo, S. Gu, and L. Zhang, "Learning deep CNN denoiser prior for image restoration," in *CVPR*, 2017.
- [68] K. He, X. Zhang, S. Ren, and J. Sun, "Deep residual learning for image recognition," in *CVPR*, 2016.
- [69] I. Loshchilov and F. Hutter, "Decoupled weight decay regularization," in *ICLR*, 2017.
- [70] I. Loshchilov and F. Hutter, "Sgdr: Stochastic gradient descent with warm restarts," in *ICLR*, 2017.
- [71] A. Goy, K. Arthur, S. Li, and G. Barbastathis, "Low photon count phase retrieval using deep learning," *Physical review letters*, vol. 121, no. 24, p. 243902, 2018.
- [72] S. Marchesini, H. He, H. Chapman, *et al.*, "X-ray image reconstruction from a diffraction pattern alone," *Physical Review B*, vol. 68, 2003.