

# Ensemble-IR: Concise Representation for Quantum Ensemble Programs

Sourish Wawdhane\*

*The University of Texas, Austin*

Sashwat Anagolum\*

*SolarWinds*

Poulami Das

*The University of Texas, Austin*

Yunong Shi

*AWS Quantum Technologies*

## I Overview of Quantum Ensemble Programs

Multiple important classes of quantum computing algorithms such as error mitigation [1]–[5], device characterization [6]–[11], quantum information protocols [12]–[16], circuit knitting [17], [18], and composite workloads [16], [19]–[21] involve running large ensembles of related quantum circuits, often numbering in thousands of unique circuits.

These multiple circuits share a largely similar structure - connectivity patterns, stages of gates, and overall layout are often preserved across the family. However, individual circuits differ from each other in a few key ways, including changes in circuit width and depth, placement of one and two-qubit gates within layers, changes in gate types and parameter values, and more. Circuits within these programs are often produced by a fixed generation process that sometimes involves randomness.

## II Limitations of Existing Frameworks

Leading quantum programming frameworks and IRs such as OpenQASM [22], Qiskit [23], QIR [24], and Mitq [25] are not designed for concise representation of quantum ensemble programs. OpenQASM and QIR provide functionality to express hybrid quantum-classical algorithms and parametric gates. However, they do not provide primitives to concisely express variations in gate placement, gate types, qubit operand selection, or circuit structure. Qiskit and Mitq provide Python-based APIs that let users generate families of related quantum circuits programmatically. However, before these circuits are

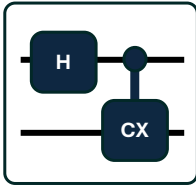
compiled and executed, they are unrolled into separate circuits. A commonality tying these quantum frameworks is their reliance on fully materialized circuit representations. Today's frameworks serialize and load these ensemble workloads onto quantum systems as sets of unique circuits.

Figure 1 depicts current methods of expressing ensemble workloads. Applying the randomized compilation [26] error mitigation strategy to a two-qubit GHZ [27] program depicted in Figure 1(a) requires running many individual circuits to infer a final program result. Existing frameworks express this program by enumerating the circuits to be run. Figure 1(b) depicts the differences between these circuits, involving adding randomly selected pairs of pauli gates before and after each cycle of gates from the original GHZ program. Many ensemble workloads require enumeration of a large number of unique circuits, often ordering in the tens of thousands.

## III Ensemble-IR

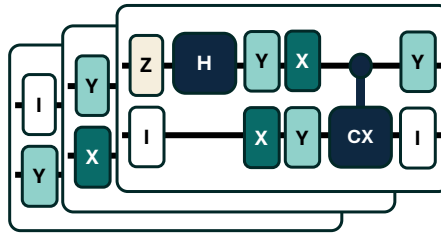
In this paper, we propose Ensemble-IR, an intermediate representation designed to concisely express quantum ensemble programs. Instead of enumerating the circuits within a workload, Ensemble-IR outlines programs with a single concise circuit generation framework, capturing the similarities and variations between sets of circuits, as illustrated in Figure 1(c). Ensemble-IR enables entire workloads to be expressed and loaded as a single program onto quantum control systems, as shown in Figure 2(b). This is in contrast to existing systems, which load groups of circuits onto control hardware separately, as depicted in Figure 2(a). In the following section, we describe a subset of the operations Ensemble-IR introduces to concisely represent ensemble programs.

Two ways for randomized compilation of a GHZ program



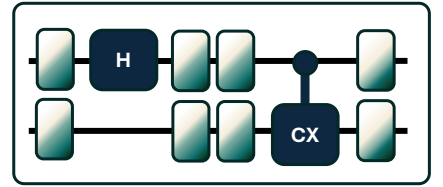
(a)

Method 1: Enumerate every circuit variation, load/run all circuits



(b)

Method 2: Capture variations symbolically, sample circuits at runtime



(c)

Fig. 1: (a) A two-qubit GHZ program to which the randomized compilation error mitigation method is applied. (b) Current frameworks express ensemble workloads by enumerating circuits. (c) Ensemble-IR expresses a shared program structure and captures the circuit generation framework associated with an ensemble program. The complete ensemble code for this program is included in the appendix.

\*Both authors contributed equally to this research. All authors can be reached at sourishw@utexas.edu, sashwat.anagolum@solarwinds.com, poulami.das@utexas.edu, and shiyunon@amazon.com respectively.

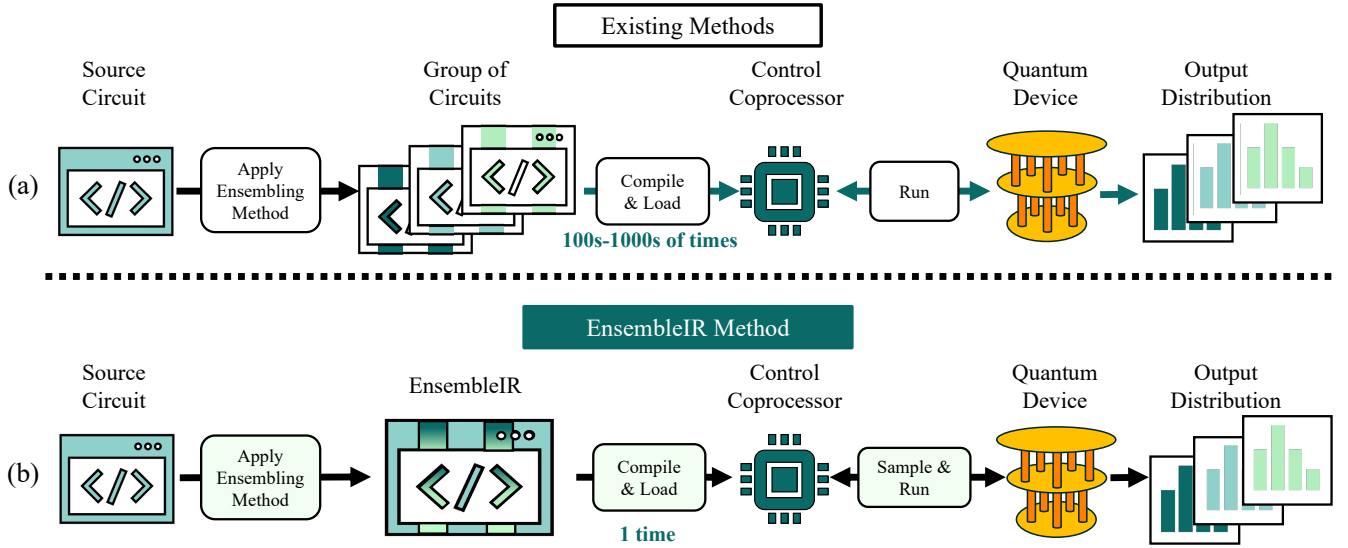


Fig. 2: (a) Today’s quantum systems run ensemble workloads by compiling and loading each circuit separately onto quantum control coprocessors. (b) Ensemble-IR enables ensemble workloads to be loaded onto control systems as a single program structure. Contained circuits can be recreated on the fly at runtime.

### III-A Overview of Ensemble-IR

Ensemble-IR expresses circuit generation logic using control flow constructs, distributions across qubits and gates, random number generation primitives, and symbolic parameters. These instructions enable a control-coprocessor to sample individual circuits from a program description at runtime.

### III-B Qubits and Simple Gates

We introduce Ensemble-IR as a dialect within the Multi-Level Intermediate Representation (MLIR) framework. This section describes simple primitives. In the `ensemble` dialect, qubits are typically organized into tensors to facilitate indexed addressing. For instance, a register of 25 qubits is represented as a tensor of type `tensor<25x!eir.physical_qubit>`.

The `ensemble` dialect does not restrict the set of allowed quantum gates, allowing system providers and users to express any gates they choose. Quantum gates may be specified in `ensemble` using the `eir.gate` operation. In addition, parameters for each gate may be procedurally determined at runtime. For example:

```
1 %H = eir.gate "H" 1
2 %CX = eir.gate "CX" 2
3 %theta = arith.constant 0.5 : f64
4 %RY_point5 = eir.gate "RY" 1 (%theta)
```

constructs a single-qubit Hadamard (H) gate, a two-qubit controlled-NOT (CX) gate, and a single-qubit Y axis rotation (RY) gate with a rotation parameter of 0.5 radians. These gate definitions are then used in conjunction with qubit operands to apply quantum operations within the circuit. A complete example of a two-qubit GHZ circuit is included in the appendix to demonstrate these primitives.

### III-C Random Number Generation

Many ensemble workloads rely on randomness to introduce variations between their circuit instances. Ensemble-IR supports these workloads by introducing built-in random number generation primitives. The operations `eir.int_uniform` and `eir.float_uniform` allow users to generate tensors of uniformly distributed random numbers within a user-specified range at runtime. These operations can be used to randomize gate choices, parameter values, qubit selections, and more without requiring explicit external precomputation. For example in the following code snippet:

```
Constants [ 1 %zero = arith.constant 0 : i32
            ...

Midcircuit Random Number Generation [ 6 %ten_ints = eir.int_uniform %zero,
                                         %three, [%ten] : tensor<10xi32>
                                         7 %hundred_floats = eir.float_uniform
                                         %zero_float, %three_float,
                                         [%ten, %ten] : tensor<10x10xf64>

Indexing [ 8 %float_0_0 = tensor.extract
           %hundred_floats[%zero_idx, %zero_idx]

Instantiation and Use [ 9 %RX = eir.gate "RX" 1 (%float_0_0)
                      10 eir.apply %RX %qubit_0
```

`%ten_ints` is constructed as a tensor of ten integers each uniformly sampled from the set  $\{0, 1, 2\}$ . Similarly, `%hundred_floats` is constructed as a  $10 \times 10$  tensor of floating point numbers, each uniformly sampled from the range  $[0.0, 3.0)$  at runtime. On line 8, the  $(0, 0)$  element of `%hundred_floats` is indexed, then used as a parameter to a single-qubit X axis rotation (RX) quantum gate on line 9.

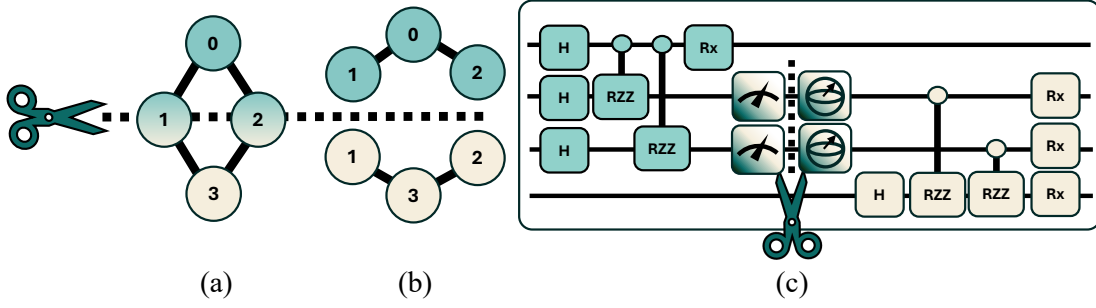


Fig. 3: (a) The topology of a 4-qubit QAOA circuit, with wire cutting applied to it to form a (b) 3-qubit top subcircuit and a 3-qubit bottom subcircuit. Multicolored icons represent “ensembled” measurement basis shifts and state preparation operations. (c) The 4-qubit wire-cut circuit depicted with sub circuits illustrated.

### III-D Probabilistic Gate Sampling and Qubit Selection

Ensemble workloads can use random numbers generated at runtime to choose a quantum gate from a predefined set for each circuit iteration. The `eir.gate_distribution` operation represents a collection of such gate candidates, with all candidates sharing the same number of qubit operands. We illustrate the construction of a gate distribution and its usage in the following code snippet. Here the prior defined `%ten_integers` random number tensor is used to randomly select a gate to apply to `%qubit_0`:

```

Gate
Definitions [ 11 %X = eir.gate "X" 1
              12 %Y = eir.gate "Y" 1
              13 %Z = eir.gate "Z" 1

Gate
Distribution [ 14 %pauli_distribution =
Definition    eir.gate_distribution %X, %Y, %Z

Gate
Sampling [ 15 %pauli_idx = tensor.extract
            %ten_integers [%zero_index]
            16 eir.apply_distribution
              %pauli_distribution
              [%pauli_idx] %q0

```

Ensemble-IR’s pattern of dynamic gate selection provides a powerful abstraction for specifying circuit behavior without hardcoding every variant. By defining a gate pool and sampling logic, users can compactly express a wide range of circuit variations, each corresponding to a different realization of the ensemble. In the following section, we use these features to encode the variations contained within a wire-cut program.

### III-E Inter-Circuit and Intra-Circuit Control Flow

Control flow primitives from the `scf` dialect in MLIR enable fine-grained circuit specialization within and across circuit iterations. We demonstrate circuit specialization using wire cutting [28] as an example. We apply wire cutting to a 4-qubit toy Quantum Approximate Optimization Algorithm (QAOA) [29] circuit to form two 3-qubit subcircuits, as depicted in Figure 3. Depending upon the circuit iteration, either the top subcircuit or the bottom subcircuit

is executed. When the top subcircuit is executed, gates for measurement basis shifts are applied to each of the qubits using an `scf.for` loop. If the bottom subcircuit is executed, a series of state preparation operations are applied before application of Hadamard (H) and RZZ entanglement gates in the subcircuit. Both sets of operations are selected at runtime based on a circuit iteration index.

```

1 ...// constant declarations
19 ...// measurement basis shift & state
    preparation gates enumeration
29 ...// outer loop setup and casts
34 eir.quantum_program_iteration {

Subcircuit
Selection [ 35 scf.if %top_circuit {

              36 ...// H, RZZ entanglement, RX sequence
              45 scf.for %qi = %one to %three step %one

Gate
Sampling [ 46 { eir.apply_distribution
              47 %measurement_basis_shifts
              48 [%circuit_index] %qubits[%qi]
              49 }
              50 }

Inter-
Circuit
Control [ 51 scf.if %bottom_circuit {
Flow     52 scf.for %qi = %zero to %two step %one

              53 { eir.apply_distribution
              54 %state_prep_sequences
              55 [%circuit_index] %qubits[%qi]
              56 }
              57 ...// H, RZZ entanglement, RX sequence
              66 }
              67 ...// final readout and transmit
              75 }

```

The tandem use of control flow operations for subcircuit selection and ensemble gate distributions for basis shifts and state preparation illustrates how users can express different wire-cutting iterations using the same IR. Following the defined control flow, the quantum coprocessor can preprocess the program description into many individual circuits one at a time before running each circuit on quantum hardware.

## IV Ensemble-IR Sample Programs

To illustrate the full feature set of Ensemble-IR, we implement a set of 18 sample ensemble programs based on experiments performed in prior work in domains such as quantum information, quantum characterization, verification, and validation (QCVV), error mitigation, and circuit knitting. We also include a set of composite workloads requiring combinations of two or more circuit ensembling techniques, also from previous works. Source code, the EnsembleIR MLIR dialect, and details of program parameters are available at <https://github.com/SashwatAnagolum/ensemble-compilation>.

## V Conclusion

Ensemble-IR introduces an intermediate representation designed explicitly for quantum ensemble programs, enabling concise encoding of structurally related circuits. Our implementation of a variety of different workloads demonstrates that an ensemble-centric IR is practical and essential for scalable quantum software.

## VI Acknowledgments

Poulami Das acknowledges support through the AMD endowment at UT Austin. The authors thank Erik Davis and Mitch D'Ewart for their feedback and discussion. We thank Avinash Kumar for editorial feedback.

## References

- [1] Piotr Czarnik, Andrew Arrasmith, Patrick J. Coles, and Lukasz Cincio. Error mitigation with Clifford quantum-circuit data. *Quantum*, 5:592, November 2021.
- [2] T. Giurgica-Tiron, Y. Hindy, R. LaRose, A. Mari, and W. J. Zeng. Digital zero noise extrapolation for quantum error mitigation. In *2020 IEEE International Conference on Quantum Computing and Engineering (QCE)*, pages 306–316, Los Alamitos, CA, USA, oct 2020. IEEE Computer Society.
- [3] Kristan Temme, Sergey Bravyi, and Jay M. Gambetta. Error mitigation for short-depth quantum circuits. *Phys. Rev. Lett.*, 119:180509, Nov 2017.
- [4] Poulami Das, Swamit Tannu, and Moinuddin Qureshi. Jigsaw: Boosting fidelity of nisq programs via measurement subsetting. In *MICRO-54: 54th Annual IEEE/ACM International Symposium on Microarchitecture, MICRO '21*, page 937–949, New York, NY, USA, 2021. Association for Computing Machinery.
- [5] Akel Hashim, Ravi K. Naik, Alexis Morvan, Jean-Loup Ville, Bradley Mitchell, John Mark Kreikebaum, Marc Davis, Ethan Smith, Costin Iancu, Kevin P. O'Brien, Ian Hincks, Joel J. Wallman, Joseph Emerson, and Irfan Siddiqi. Randomized compiling for scalable quantum computing on a noisy superconducting quantum processor. *Phys. Rev. X*, 11:041039, Nov 2021.
- [6] Timothy Proctor, Stefan Seritan, Kenneth Rudinger, Erik Nielsen, Robin Blume-Kohout, and Kevin Young. Scalable randomized benchmarking of quantum computers using mirror circuits. *Phys. Rev. Lett.*, 129:150502, Oct 2022.
- [7] Easwar Magesan, J. M. Gambetta, and Joseph Emerson. Scalable and robust randomized benchmarking of quantum processes. *Phys. Rev. Lett.*, 106:180504, May 2011.
- [8] Steven T. Flammia. Averaged Circuit Eigenvalue Sampling. In François Le Gall and Tomoyuki Morimae, editors, *17th Conference on the Theory of Quantum Computation, Communication and Cryptography (TQC 2022)*, volume 232 of *Leibniz International Proceedings in Informatics (LIPIcs)*, pages 4:1–4:10, Dagstuhl, Germany, 2022. Schloss Dagstuhl – Leibniz-Zentrum für Informatik.
- [9] Andrew W. Cross, Lev S. Bishop, Sarah Sheldon, Paul D. Nation, and Jay M. Gambetta. Validating quantum computers using randomized model circuits. *Phys. Rev. A*, 100:032328, Sep 2019.
- [10] Alexander Erhard, Joel J. Wallman, Lukas Postler, Michael Meth, Roman Stricker, Esteban A. Martinez, Philipp Schindler, Thomas Monz, Joseph Emerson, and Rainer Blatt. Characterizing large-scale quantum computers via cycle benchmarking. *Nature Communications*, 10(1):5347, Nov 2019.
- [11] Andrew Wack, Hanhee Paik, Ali Javadi-Abhari, Petar Jurcevic, Ismael Faro, Jay M. Gambetta, and Blake R. Johnson. Quality, speed, and scale: three key attributes to measure the performance of near-term quantum computers, 2021.
- [12] K. J. Satzinger, Y.-J. Liu, A. Smith, C. Knapp, M. Newman, C. Jones, Z. Chen, C. Quintana, X. Mi, A. Dunsworth, C. Gidney, I. Aleiner, F. Arute, K. Arya, J. Atalaya, R. Babbush, J. C. Bardin, R. Barends, J. Basso, A. Bengtsson, A. Bिल्mes, M. Broughton, B. B. Buckley, D. A. Buell, B. Burkett, N. Bushnell, B. Chiaro, R. Collins, W. Courtney, S. Demura, A. R. Derk, D. Eppens, C. Erickson, L. Faoro, E. Farhi, A. G. Fowler, B. Foxen, M. Giustina, A. Greene, J. A. Gross, M. P. Harrigan, S. D. Harrington, J. Hilton, S. Hong, T. Huang, W. J. Huggins, L. B. Ioffe, S. V. Isakov, E. Jeffrey, Z. Jiang, D. Kafri, K. Kechedzhi, T. Khattar, S. Kim, P. V. Klimov, A. N. Korotkov, F. Kostritsa, D. Landhuis, P. Laptev, A. Locharla, E. Lucero, O. Martin, J. R. McClean, M. McEwen, K. C. Miao, M. Mohseni, S. Montazeri, W. Mruczkiewicz, J. Mutus, O. Naaman, M. Neeley, C. Neill, M. Y. Niu, T. E. O'Brien, A. Opremcak, B. Pató, A. Petukhov, N. C. Rubin, D. Sank, V. Shvarts, D. Strain, M. Szalay, B. Villalonga, T. C. White, Z. Yao, P. Yeh, J. Yoo, A. Zalcman, H. Neven, S. Boixo, A. Megrant, Y. Chen, J. Kelly, V. Smelyanskiy, A. Kitaev, M. Knap, F. Pollmann, and P. Roushan. Realizing topologically ordered states on a quantum processor. *Science*, 374(6572):1237–1241, 2021.
- [13] D. Zhu, Z. P. Ciani, C. Noel, A. Risinger, D. Biswas, L. Egan, Y. Zhu, A. M. Green, C. Huerta Alderete, N. H. Nguyen, Q. Wang, A. Maksymov, Y. Nam, M. Cetina, N. M. Linke, M. Hafezi, and C. Monroe. Cross-platform comparison of arbitrary quantum states. *Nature Communications*, 13(1):6620, Nov 2022.
- [14] Hsin-Yuan Huang, Richard Kueng, and John Preskill. Efficient estimation of pauli observables by derandomization. *Phys. Rev. Lett.*, 127:030503, Jul 2021.
- [15] Ryan Levy, Di Luo, and Bryan K. Clark. Classical shadows for quantum process tomography on near-term quantum computers. *Phys. Rev. Res.*, 6:013029, Jan 2024.
- [16] Hsin-Yuan Huang, Richard Kueng, and John Preskill. Predicting many properties of a quantum system from very few measurements. *Nature Physics*, 16(10):1050–1057, Oct 2020.
- [17] Angus Lowe, Matija Medvidović, Anthony Hayes, Lee J. O'Riordan, Thomas R. Bromley, Juan Miguel Arrazola, and Nathan Killoran. Fast quantum circuit cutting with randomized measurements. *Quantum*, 7:934, March 2023.
- [18] Lukas Schmitt, Christophe Piveteau, and David Sutter. Cutting circuits with multiple two-qubit unitaries, 2024.
- [19] Senrui Chen, Wenjun Yu, Pei Zeng, and Steven T. Flammia. Robust shadow estimation. *PRX Quantum*, 2:030348, Sep 2021.
- [20] R. Majumdar, P. Rivero, F. Metz, A. Hasan, and D. S. Wang. Best practices for quantum error mitigation with digital zero-noise extrapolation. In *2023 IEEE International Conference on Quantum Computing and Engineering (QCE)*, pages 881–887, Los Alamitos, CA, USA, sep 2023. IEEE Computer Society.
- [21] Angus Lowe, Max Hunter Gordon, Piotr Czarnik, Andrew Arrasmith, Patrick J. Coles, and Lukasz Cincio. Unified approach to data-driven quantum error mitigation. *Phys. Rev. Res.*, 3:033098, Jul 2021.
- [22] Andrew W. Cross, Lev S. Bishop, John A. Smolin, and Jay M. Gambetta. Open quantum assembly language, 2017.
- [23] Ali Javadi-Abhari, Matthew Treinish, Kevin Krsulich, Christopher J. Wood, Jake Lishman, Julien Gacon, Simon Martiel, Paul D. Nation, Lev S. Bishop, Andrew W. Cross, Blake R. Johnson, and Jay M. Gambetta. Quantum computing with qiskit, 2024.
- [24] Junjie Luo and Jianjun Zhao. Formalization of quantum intermediate representations for code safety, 2023.
- [25] Ryan LaRose, Andrea Mari, Sarah Kaiser, Peter J. Karalekas, Andre A. Alves, Piotr Czarnik, Mohamed El Mandouh, Max H. Gordon, Yousef Hindy, Aaron Robertson, Purva Thakre, Misty Wahl, Danny Samuel, Rahul Mistri, Maxime Tremblay, Nick Gardner, Nathaniel T. Stemen, Nathan Shammah, and William J. Zeng. Mitiq: A software package for error mitigation on noisy quantum computers. *Quantum*, 6:774, August 2022.



- [26] Joel J. Wallman and Joseph Emerson. Noise tailoring for scalable quantum computation via randomized compiling. *Physical Review A*, 94(5), November 2016.
- [27] Daniel M. Greenberger, Michael A. Horne, and Anton Zeilinger. Going beyond bell’s theorem, 2007.
- [28] Angus Lowe, Matija Medvidović, Anthony Hayes, Lee J. O’Riordan, Thomas R. Bromley, Juan Miguel Arrazola, and Nathan Killoran. Fast quantum circuit cutting with randomized measurements. *Quantum*, 7:934, March 2023.
- [29] Edward Farhi, Jeffrey Goldstone, and Sam Gutmann. A quantum approximate optimization algorithm, 2014.

## VII Appendix

This appendix provides additional code snippets for workloads introduced in the main text. We present a baseline two-qubit GHZ circuit and its transformed variant using randomized compilation for error mitigation. Together, they highlight how simple circuits can be procedurally transformed into ensembles using Ensemble-IR’s abstractions.

### VII-A Two-Qubit GHZ Circuit

Illustrated below is a complete code snippet for a simple two-qubit GHZ circuit, depicted graphically in Figure 1(a).

```

Qubit/Cbit Allocation [ 0 ... // Gate declarations
                      2 %bits = eir.alloc_cbits 2
                      3 %qubits = eir.program_alloc 2

Circuit Iteration Loop [ 4 scf.for %circuit_iter = %none to %hundred {
                      5   eir.quantum_program_iteration {

Indexing [ 6     eir.reset_tensor %qubits
          7     %zero = arith.constant 0: index
          8     %one = arith.constant 1: index
          9     %q0 = tensor.extract %qubits[%zero]
         10     %q1 = tensor.extract %qubits[%one]

Simple Gate Application [ 11   eir.apply %H %q0
                        12   eir.apply %H %q1
                        13   eir.apply %CX %q0, %q1

Readout and Transmit [ 14   eir.measure %qubits %bits
                      15   eir.transmit_results %bits
                      16 }
                      17 }
```

In this example, two classical bits and two qubits are defined. The `eir.quantum_program_iteration` block symbolically outlines a single quantum circuit iteration, and is enclosed in a for loop expressing 100 iterations. The qubits are reset, a hadamard (H) gate is applied to both, and a controlled-NOT (CX) gate is applied to the qubits with `%q1` being the target. The qubit states are read out and stored in the classical bits, and the program result for the current iteration is marked by an `eir.transmit_results` operation.

### VII-B Two-Qubit GHZ Circuit with Randomized Compilation Ensembling Method

We apply the randomized compilation error mitigation strategy to the two-qubit GHZ program written in the previous section. The resulting program is depicted graphically in Figure 1(c). We provide an abbreviated and annotated code snippet for this workload below.

```

1 ... // constant and gate declarations

Gate Variations Declaration [ 10 %pre_H_twirl = eir.gatedist %I, %X, %Y, %Z
                             11 %post_H_correct = eir.gatedist %I, %Z, %-Y, %X
                             12 %pre_CX_C_twirl = eir.gatedist %I, %X, ... %Z
                             13 ... // rest of pauli twirl/correction pairs

Circuit Iteration Loop [ 19 ... // outer for loop setup
                       20 eir.quantum_program_iteration {

Random Number Generation [ 21 %1q_twirl_idx = eir.int_uniform %zero,
                           %four [%two]: tensor<2xindex>
                           22 %2q_twirl_idx = eir.int_uniform %zero,
                               %fifteen [%one]: tensor<1xindex>

Indexing [ 23 %q0_twirl_0 = tensor.extract
           24 %q1_twirl_0 = tensor.extract
           ... // rest of random number indexing

Randomly Selected Pauli Twirl & Correction Gate Pairs (Round 1) [ 25 eir.apply_gate_distribution %pre_H_twirl
                                                                    [%q0_twirl_0] %q0
                                                                    26 eir.apply %H %q0
                                                                    27 eir.apply_gate_distribution %post_H_correct
                                                                    [%q0_twirl_0] %q0
                                                                    28 ... // similar for q1

Random CX Pauli Twirl Gate Pairs (Round 2) [ 30 eir.apply_gate_distribution %pre_CX_C_twirl
                                                                    [%q0_cx_twirl_1] %q0
                                                                    31 eir.apply_gate_distribution %pre_CX_I_twirl
                                                                    [%q1_cx_twirl_1] %q1
                                                                    32 eir.apply %CX %q0 %q1
                                                                    33 ... // corresponding corrections

36 ... // final readout and transmit operations
37 }
```

The code defines distributions of pauli gates applied before and after each cycle of gates in the original GHZ program. Random numbers are generated and used to select gates to be added in pairs. Single-qubit twirling gates and its respective correction operations are applied before and after each operation in the original GHZ program. Each iteration outlined by the `eir.quantum_program_iteration` block corresponds to a different realization of the randomized compilation, driven by freshly sampled random numbers.