

Degeneracy of Zero-one Reaction Networks

Xiaoxian Tang, Yihan Wang, Jiandong Zhang

School of Mathematical Sciences, Beihang University, Beijing, 100191, China.

Abstract

Zero-one biochemical reaction networks are widely recognized for their importance in analyzing signal transduction and cellular decision-making processes. Degenerate networks reveal non-standard behaviors and mark the boundary where classical methods fail. Their analysis is key to understanding exceptional dynamical phenomena in biochemical systems. Therefore, we focus on investigating the degeneracy of zero-one reaction networks. It is known that one-dimensional zero-one networks cannot degenerate. In this work, we identify all degenerate two-dimensional zero-one reaction networks with up to three species by an efficient algorithm. By analyzing the structure of these networks, we arrive at the following conclusion: if a two-dimensional zero-one reaction network with three species is degenerate, then its steady-state system is equivalent to a binomial system.

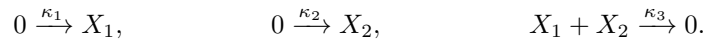
Keywords: Chemical reaction network, Degeneracy, Mass-action kinetics, Steady state, Zero-one network

1 Introduction

For the dynamical systems that arise from biochemical reaction networks, we ask the following basic question.

Question 1 *Which reaction network is degenerate?*

First, we explain degeneracy by the following network:



Let x_i denote the concentration of species X_i ($i \in \{1, 2\}$). Under the mass-action assumption, the time evolution of x_i is governed by the following ordinary differential equation (ODE) system

$$\begin{cases} \dot{x}_1 = \kappa_1 - \kappa_3 x_1 x_2, \\ \dot{x}_2 = \kappa_2 - \kappa_3 x_1 x_2. \end{cases}$$

Notice that for any steady state $(x_1, x_2) \in \mathbb{R}_{>0}^2$, we obtain the condition $x_1 x_2 = \kappa_1 / \kappa_3$ and $x_1 x_2 = \kappa_2 / \kappa_3$, which implies $\kappa_1 = \kappa_2$. Therefore, when $\kappa_1 = \kappa_2$, the system admits infinitely many positive steady states satisfying $x_1 x_2 = \kappa_1 / \kappa_3$. By setting $f_1 := \kappa_1 - \kappa_3 x_1 x_2$ and $f_2 := \kappa_2 - \kappa_3 x_1 x_2$, we can easily compute the determinant of the Jacobian matrix $\det(\text{Jac}_f(\kappa, x)) \equiv 0$. So, the network admits only degenerate positive steady states. In this case, we say this network is degenerate. Reversely, a network is said to be nondegenerate if it admits at least one nondegenerate positive steady state.

Studying the degeneracy of reaction networks is essential for understanding diverse dynamical behaviors in biochemical systems. Degeneracy, along with other key properties such as multistability, Hopf bifurcations, and absolute concentration robustness (ACR), underlies switching behavior, oscillations, and cellular decision-making in signaling systems [7, 21, 2, 4, 19, 10]. While nondegenerate networks exhibit well-behaved steady state structures that are robust under parameter perturbations, degenerate networks can display unexpected geometric features, such as positive steady state sets of higher dimension or singularities in the Jacobian (see related discussion in [9, Theorem 3.1]). These phenomena may reflect critical or pathological regimes in biological systems. Moreover, degenerate networks help characterize boundary cases where standard tools from algebraic geometry or dynamical systems theory break down. For these reasons, we ask the following questions: (a) how to efficiently determine whether a given network is degenerate; (b) what special structural properties degenerate networks possess.

Since studying large biochemical reaction networks is challenging. In this work, we study small reaction networks, motivated by the observation that many important dynamical behaviors, such as multistability [5, 15], oscillations [1], and local bifurcations [3], can be inherited from larger networks to their smaller subnetworks. In recent studies, considerable effort has been devoted to identifying the minimal networks within broad classes that can exhibit these complex dynamical features. For example, Tang and Xu [20] classified all minimal multistable reaction networks with two reactions, identifying exactly which small networks, under constraints on species and reactants, are capable of multistability. Banaji and Boros [2] recently classified all minimal at-most-bimolecular networks that can exhibit Hopf bifurcations, showing that such networks necessarily consist of three species and four reactions. Tang and Wang [21] identified the smallest zero-one networks capable of Hopf bifurcations as four-dimensional systems with four species and five reactions. Moreover, Kaihnsa, Nguyen, and Shiu [16] established that any at-most-bimolecular network exhibiting both multistationarity and absolute concentration robustness (ACR) must have at least three species, three reactions, and a dimension of at least two. Jiao and Tang [13] developed an efficient algorithm for determining the equivalence of zero-one reaction

networks based on their steady-state ideals, enabling the classification of millions of networks while avoiding expensive Gröbner basis computations.

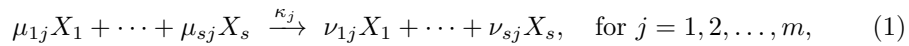
When the stoichiometric coefficients are limited to zero or one, the network is called a zero-one network. Our interest in these networks stems from their prevalence in cell signaling, where many key biochemical systems exhibit this structure. Examples include the two-layer MAPK cascade [8, 25], hybrid histidine kinase systems [14, 17], and the ERK network [11, 6]. A more comprehensive list of such networks from signaling pathways is provided in [22, Figure 2], which presents eleven representative zero-one models.

In this work, we focus on the degeneracy of small zero-one network. It is known that one-dimensional zero-one network either admits no positive steady states, or has a unique one that is nondegenerate [12, Theorem 2]. By a known result [12, Theorem 3], any two-dimensional zero-one network involving no more than three species is incapable of supporting nondegenerate multistationarity, and if it has multiple positive steady states, they are necessarily degenerate. Here, our main contribution is an efficient algorithm (Algorithm 1) for determining whether a given reaction network admits only degenerate positive steady states (i.e., whether the network is degenerate). The efficiency of our method stems from a transformation of the Jacobian matrix based on extreme rays of the flux cone, which avoids direct symbolic representations of steady states and greatly reduces computational costs. The core of our method involves checking whether a certain determinant polynomial $B(p, \lambda)$ vanishes identically, which corresponds to the Jacobian matrix failing to have full rank at all positive steady states. We apply our algorithm to all two-dimensional three-species zero-one reaction networks and successfully identify 3152 degenerate networks among over a million candidates. A key finding is that, for all the 3152 degenerate networks, their steady-state systems are equivalent to a binomial system. This empirical pattern is formalized in Theorem 3.

The rest of this paper is organized as follows. In Section 2, we review the standard concepts in reaction network, including the definitions of zero-one networks, steady states and degeneracy. In Section 3, we recall the transformed Jacobian matrix and its equivalence to the original Jacobian matrix at steady states. Based on this, we propose Algorithm 1 for detecting the degeneracy. In Section 4, we implement Algorithm 1, and we successfully apply it to identify all degenerate two-dimensional three-species zero-one reaction networks. Subsequently, by analyzing the computational results, we discovered common structural features among these networks, see Theorem 3. Finally, in Section 5, we discuss the broader implications of our results and suggest directions for future research.

2 Background

A *reaction network* G , or simply a *network*, consists of s species $\{X_1, X_2, \dots, X_s\}$ and m reactions of the form



where all *stoichiometric coefficients* μ_{ij} and ν_{ij} are nonnegative integers, and we assume that $(\mu_{1j}, \dots, \mu_{sj}) \neq (\nu_{1j}, \dots, \nu_{sj})$ for each reaction. Each $\kappa_j \in \mathbb{R}_{>0}$ denotes the *rate constant* of the j -th reaction in (1). A reaction is called a *zero-one reaction* if all its stoichiometric coefficients are either 0 or 1. A *zero-one network* consists solely of zero-one reactions. For each reaction, we define the *stoichiometric vector* as

$$\Delta_j := (\mu_{1j} - \nu_{1j}, \mu_{2j} - \nu_{2j}, \dots, \mu_{sj} - \nu_{sj})^\top. \quad (2)$$

The *stoichiometric matrix* \mathcal{N} of G is an $s \times m$ matrix, where the (i, j) -entry of \mathcal{N} is defined as $\nu_{ij} - \mu_{ij}$. Similarly, the *reactant matrix* \mathcal{X} of G is an $s \times m$ matrix, where the (i, j) -entry of \mathcal{X} is defined as μ_{ij} . The real linear space spanned by the column vectors $\Delta_1, \dots, \Delta_m$ of \mathcal{N} defines the *stoichiometric subspace*, denoted by S .

Let x_1, \dots, x_s denote the concentrations of species X_1, \dots, X_s . Under the mass-action assumption, their time evolution is governed by the following ODE system

$$\dot{x} = f(\kappa, x) := \mathcal{N}v(\kappa, x) = \mathcal{N} \begin{pmatrix} \kappa_1 \prod_{i=1}^s x_i^{\mu_{i1}} \\ \kappa_2 \prod_{i=1}^s x_i^{\mu_{i2}} \\ \vdots \\ \kappa_m \prod_{i=1}^s x_i^{\mu_{im}} \end{pmatrix}, \quad (3)$$

where $x := (x_1, x_2, \dots, x_s)^\top$, and $v(\kappa, x) := (v_1(\kappa, x), \dots, v_m(\kappa, x))^\top$ with

$$v_j(\kappa, x) := \kappa_j \prod_{i=1}^s x_i^{\mu_{ij}}. \quad (4)$$

Treating $\kappa := (\kappa_1, \dots, \kappa_m)^\top$ as a parameter vector, we have $f_i(\kappa, x) \in \mathbb{Q}(\kappa)[x]$, for $i \in \{1, \dots, s\}$.

Let $d := s - \text{rank}(\mathcal{N})$. A *conservation-law matrix* W is a $d \times s$ row-reduced matrix whose rows form a basis for the orthogonal complement S^\perp of the stoichiometric subspace. Note that $\text{rank}(W) = d$, and system (3) satisfies $W\dot{x} = \mathbf{0}$, where $\mathbf{0}$ denotes the vector whose coordinates are all zero. Thus, any solution $x(t)$ with nonnegative initial condition $x(0) \in \mathbb{R}_{\geq 0}^s$ remains within the *stoichiometric compatibility class*

$$\mathcal{P}_c := \{x \in \mathbb{R}_{\geq 0}^s \mid Wx = c\}, \quad c := Wx(0) \in \mathbb{R}^d. \quad (5)$$

The *positive stoichiometric compatibility class* is its relative interior

$$\mathcal{P}_c^+ := \{x \in \mathbb{R}_{> 0}^s \mid Wx = c\} = \mathcal{P}_c \cap \mathbb{R}_{> 0}^s.$$

Let I denote the set $\{i_1, \dots, i_d\}$, which are the indices corresponding to the initial non-zero entries in each row of W , and we let $i_1 < i_2 < \dots < i_d$. Define

$$h_i := \begin{cases} f_i & \text{if } i \notin I, \\ (Wx - c)_k & \text{if } i = i_k \in I, \end{cases} \quad (6)$$

where f_1, \dots, f_s are defined in (3). Then we define

$$h := (h_1, \dots, h_s), \quad (7)$$

and we refer to system (7) as the *steady-state system augmented by conservation laws*.

Given a rate-constant vector $\kappa^* \in \mathbb{R}_{>0}^m$, a *steady state* of system (3) refers to a concentration vector $x^* \in \mathbb{R}_{>0}^s$ that satisfies the condition $f(\kappa^*, x^*) = \mathbf{0}$, where $f(\kappa, x)$ represents the right-hand side of the ODE system (3). If every entry of x^* is strictly positive, that is $x^* \in \mathbb{R}_{>0}^s$, then x^* is referred to as a *positive steady state*. We say a steady state x^* is *degenerate* if the Jacobian matrix $\text{Jac}_f(\kappa^*, x^*)$ restricted to the *stoichiometric subspace* S is not surjective, i.e., $\text{im}(\text{Jac}_f(\kappa^*, x^*)|_S) \neq S$. For any $\kappa^* \in \mathbb{R}_{>0}^m$ and for any $c^* \in \mathbb{R}^d$, a solution $x^* \in \mathbb{R}_{>0}^s$ of $h = \mathbf{0}$ is said to be a *steady state of the network G (1) in \mathcal{P}_{c^*}* . Notice that a steady state x^* is *degenerate* if and only if the Jacobian matrix $\text{Jac}_h(\kappa^*, x^*)$ does not have full rank. If a network G admits only degenerate positive steady states, then it is called a *degenerate network*.

3 Methods

In this section, we first recall a transformation of the Jacobian matrix based on extreme rays. In Lemma 1, we present the relationship between the Jacobian matrices before and after transformation. Then, we present an algorithm (Algorithm 1) to determine whether a network is degenerate, and we prove the correctness of the algorithm in Theorem 2.

For a reaction network G with s species and m reactions, let $\mathcal{N} \in \mathbb{R}^{s \times m}$ be its stoichiometric matrix, and let $\mathcal{X} \in \mathbb{R}^{s \times m}$ be its reactant matrix. The Jacobian matrix $\text{Jac}_f(\kappa, x) \in \mathbb{R}^{s \times s}$ associated with the system $\dot{x} = f(\kappa, x) := \mathcal{N}v(\kappa, x)$ defined in (3) can be expressed as

$$\text{Jac}_f(\kappa, x) = \mathcal{N} \text{diag}(v(\kappa, x)) \mathcal{X}^\top \text{diag}(p), \quad (8)$$

where

- (i) $\text{diag}(v(\kappa, x))$ is an $m \times m$ diagonal matrix with $v(\kappa, x)$ defined in (4) on its diagonal,
- (ii) $p := (p_1, \dots, p_s)^\top = \left(\frac{1}{x_1}, \dots, \frac{1}{x_s}\right)^\top$, and $\text{diag}(p)$ is an $s \times s$ diagonal matrix with entries p_i on its diagonal.

Next, we analyze the Jacobian matrix $\text{Jac}_f(\kappa, x)$ under a coordinate transformation evaluated at positive steady states. For the stoichiometric matrix $\mathcal{N} \in \mathbb{R}^{s \times m}$, the

corresponding *flux cone* is defined by

$$\mathcal{F}(\mathcal{N}) := \{\alpha \in \mathbb{R}_{\geq 0}^m \mid \mathcal{N}\alpha = \mathbf{0}\}. \quad (9)$$

Let $l^{(1)}, \dots, l^{(t)} \in \mathbb{R}_{\geq 0}^m$ be a set of generators for $\mathcal{F}(\mathcal{N})$. Then, any $\alpha \in \mathcal{F}(\mathcal{N})$ can be written as

$$\alpha = \sum_{i=1}^t \lambda_i l^{(i)}, \quad \text{with } \lambda_i \geq 0 \text{ for any } i \in \{1, \dots, t\}, \quad (10)$$

and we define $\lambda := (\lambda_1, \dots, \lambda_t)^\top$. The transformed Jacobian matrix in terms of (p, λ) is defined as

$$J(p, \lambda) := \mathcal{N} \operatorname{diag} \left(\sum_{i=1}^t \lambda_i l^{(i)} \right) \mathcal{X}^\top \operatorname{diag}(p). \quad (11)$$

Lemma 1 [21, Lemma 4.1 and 4.3] *Let G be a network as defined in (1), and let f denote the steady-state system given by (3). Suppose $J(p, \lambda) \in \mathbb{Q}[p, \lambda]^{s \times s}$ is the matrix defined in (11). Then, for any $\kappa \in \mathbb{R}_{> 0}^m$ and for any associated positive steady state $x \in \mathbb{R}_{> 0}^s$, there exist $p \in \mathbb{R}_{> 0}^s$ and $\lambda \in \mathbb{R}_{\geq 0}^t$ satisfying*

$$\operatorname{Jac}_f(\kappa, x) = J(p, \lambda),$$

and for any $p \in \mathbb{R}_{> 0}^s$ and $\lambda \in \mathbb{R}_{\geq 0}^t$, there exist $\kappa \in \mathbb{R}_{> 0}^m$ and associated positive steady state $x \in \mathbb{R}_{> 0}^s$ satisfying

$$J(p, \lambda) = \operatorname{Jac}_f(\kappa, x).$$

Lemma 2 [24, Proposition 5.3] *Let $M \in \mathbb{R}^{s \times s}$ be a real matrix, and let $r \leq s$ be an integer. Suppose $F \subseteq \mathbb{R}^s$ is an r -dimensional vector space that contains the space generated by the columns of M . Let F^\perp be the orthogonal complement of F , and its dimension is $d := s - r$. Let $\{\omega_1, \dots, \omega_d\} \subseteq \mathbb{R}^s$ be a reduced basis of F^\perp , meaning that each ω_i satisfies $(\omega_i)_i = 1$ and $(\omega_i)_j = 0$ for all $j < i$. Let a new matrix $\widetilde{M} \in \mathbb{R}^{s \times s}$ whose first d rows are $\omega_1, \dots, \omega_d$, and whose last r rows are the corresponding last r rows of M . Then:*

$$\det(\widetilde{M}) = \sum_{\substack{I \subseteq \{1, \dots, s\} \\ |I|=r}} \det(M_{I, I}),$$

where $M_{I, I}$ denotes the $r \times r$ principal submatrix of M with row and column indices in I . Moreover, if $\operatorname{rank}(M) < r$, then both sides of the equation are zero.

Algorithm 1 This algorithm determines whether a reaction network G admits only degenerate positive steady states. The algorithm proceeds as follows.

Input: A stoichiometric matrix $\mathcal{N} \in \mathbb{Z}^{s \times m}$ and a reactant matrix $\mathcal{X} \in \mathbb{Z}^{s \times m}$ for an r -dimensional zero-one reaction network with s species, where m is the number of reactions.

Output: If the input network is degenerate, return **True**. If it is nondegenerate, return **False**. If it does not admit positive steady states, return **Null**.

Step 1. First, check the emptiness of $\mathcal{F}(\mathcal{N})$. If $\mathcal{F}(\mathcal{N}) = \emptyset$, then the network does not admit positive steady states, return **Null**. Otherwise, proceed to the next step.

Step 2. Compute the extreme rays $l^{(1)}, \dots, l^{(t)} \in \mathbb{R}_{\geq 0}^m$ of the flux cone $\mathcal{F}(\mathcal{N})$.

Step 3. Define

$$\alpha = \sum_{i=1}^t \lambda_i l^{(i)}, \quad \text{where } \lambda_i \geq 0 \text{ for all } i \in \{1, \dots, t\}.$$

Step 4. Construct the Jacobian matrix

$$J(p, \lambda) := \mathcal{N} \cdot \text{diag}(\alpha) \cdot \mathcal{X}^\top \cdot \text{diag}(p),$$

$$\text{where } p := (p_1, \dots, p_s)^\top = \left(\frac{1}{x_1}, \dots, \frac{1}{x_s} \right)^\top.$$

Step 5. Compute the polynomial

$$B(p, \lambda) := \sum_{\substack{I \subseteq \{1, \dots, s\} \\ |I|=r}} \det(J(p, \lambda)[I, I]).$$

Step 6. If the result computed in Step 5 is the zero polynomial, then the network is degenerate, return **True**. Otherwise, return **False**.

Theorem 2 *Algorithm 1 terminates correctly.*

Proof. Let f be the steady-state system defined as in (3). Let h be the *steady-state system augmented by conservation laws*, as defined in (7). Let $J(p, \lambda) \in \mathbb{Q}[p, \lambda]^{s \times s}$ be the matrix associated with the network G as defined in (11). Since G is an r -dimensional network with s species, it follows from Lemma 2 that

$$\det(\text{Jac}_h) = \sum_{I \subseteq \{1, \dots, s\}, |I|=r} \det(\text{Jac}_f[I, I]). \quad (12)$$

If the polynomial $B(p, \lambda)$ defined in Step 5 satisfies $B(p, \lambda) \equiv 0$, i.e., $B(p, \lambda)$ is the zero polynomial. By equation (12) and Lemma 1, for any $\kappa \in \mathbb{R}_{>0}^m$ and any positive steady state $x \in \mathbb{R}_{>0}^s$, there exist $p \in \mathbb{R}_{>0}^s$ and $\lambda \in \mathbb{R}_{\geq 0}^t$ such that $\det(\text{Jac}_h(\kappa, x)) = B(p, \lambda)$. Since $B(p, \lambda) \equiv 0$, it follows that $\det(\text{Jac}_h(\kappa, x)) = 0$. Therefore, the network G admits only degenerate positive steady states. According to the definition of *degenerate network*, the network G is degenerate. On the other hand, when $\mathcal{F}(\mathcal{N}) \neq \emptyset$, if $B(p, \lambda)$ is not the zero polynomial, then there always exist $p \in \mathbb{R}_{>0}^s$ and $\lambda \in \mathbb{R}_{\geq 0}^t$ such that $B(p, \lambda) \neq 0$, and so, by Lemma 1, the network admits at least one nondegenerate positive steady state. Therefore, the network G is nondegenerate. \square

4 Experiments

In Section 4.1, we define maximum reaction network and enumerate all maximum two-dimensional zero-one reaction networks with three species using **Visual Studio Code** [23]. Then, we classify these maximum networks. In Section 4.2, based on the maximum networks, we check all two-dimensional zero-one reaction networks with three species, and we determine whether they exhibit degeneracy using **Mathematica** [18]. As a result, we obtain all the degenerate networks. By looking at the system

augmented with conservation laws h for each degenerate network, we find that the corresponding steady-state system is equivalent to a binomial system, as shown in Theorem 3. We perform all the experiments by a 2.70 GHz Intel Core i5-11400H processor (16GB total memory) under Windows 11.

4.1 Classifying Maximum Networks

Definition 1 Let G be an r -dimensional zero-one reaction network with s species. We say that G is a *maximum s -species network* if for any additional zero-one reaction involving only the species X_1, \dots, X_s , the dimension of the resulting network increases strictly to $r + 1$.

Definition 2 A network G' is said to *have the same form with* another network G if G' can be derived from G through a relabeling of the species X_1, \dots, X_s as X'_1, \dots, X'_s , or a relabeling of the reactions $\mathcal{R}_1, \dots, \mathcal{R}_m$ as $\mathcal{R}'_1, \dots, \mathcal{R}'_m$.

In this section, we list all two-dimensional maximum three-species zero-one reaction networks, and we remove the networks that have the same form. Consider a two-dimensional three-species zero-one network G , the conservation law can be written as

$$x_1 = ax_2 + bx_3 + c,$$

where $a, b, c \in \mathbb{R}$. Define

$$\mathcal{G} := \{\text{all the two-dimensional maximum three-species networks}\}.$$

We classify the networks in \mathcal{G} into three classes according to the values of (a, b) as follows

$$G_1 := \{G \mid (a, b) = \left(\frac{1}{2}, \frac{1}{2}\right), G \in \mathcal{G}\}, \quad (13)$$

$$G_2 := \{G \mid (a, b) \in \{(1, 0), (0, 1), (0, 0)\}, G \in \mathcal{G}\}, \quad (14)$$

$$G_3 := \mathcal{G} \setminus \{G_1 \cup G_2\}. \quad (15)$$

We carry out the following computations.

(Step 1). We enumerate all the two-dimensional maximum three-species zero-one networks by the following steps.

Step 1.1 For any reaction presented in (1), recall the definition of stoichiometric vector. Since we are looking at reactions involving three species, the stoichiometric vector is a three-dimensional vector according to (2). For any zero-one reaction, suppose (μ_1, μ_2, μ_3) and (ν_1, ν_2, ν_3) denote the stoichiometric coefficients of the reactants and products, respectively. Then, the corresponding stoichiometric vector is given by

$$\Delta := (\mu_1 - \nu_1, \mu_2 - \nu_2, \mu_3 - \nu_3) \in \{-1, 0, 1\}^3 \setminus \{(0, 0, 0)\}.$$

We define $\Delta V := \{-1, 0, 1\}^3 \setminus \{(0, 0, 0)\}$. Note that there are 26 vectors in ΔV . Note also that each vector in ΔV corresponds to at least one zero-one reaction with three species.

Step 1.2 By the following steps, we obtain all rank-2 stoichiometric matrices corresponding to all the maximum networks.

Step 1.2.1 Generate all pairs of linearly independent vectors (a, b) , where a, b are vectors in ΔV .

Step 1.2.2 For each pair of linearly independent vectors (a_1, a_2) , we apply the following steps.

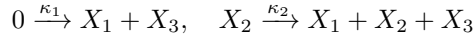
(i) Pick one vector in ΔV , say a_3 . If the matrix formed by currently selected vectors (a_1, a_2, a_3) has rank 2, then we keep the vector c ;

(ii) If the matrix (a_1, a_2, a_3) has rank 3, discard this vector.

Repeat until all the vectors in ΔV are processed, and we obtain a rank-2 matrix (a_1, a_2, \dots, a_m) .

Step 1.2.3 Perform the above operation for each pair of linearly independent vectors, and we obtain 25 matrices.

Step 1.3 For each column vector (i.e., each vector in ΔV) of every matrix obtained in the previous step, we enumerate all corresponding reactions. Combining all reactions from all column vectors yields all the corresponding maximum networks. Notice that a stoichiometric vector containing zero elements corresponds to more than reactions. For instance, the vector $(1, 0, 1)$ corresponds to the following two reactions.



Result of Step 1. There are 25 two-dimensional maximum three-species zero-one networks.

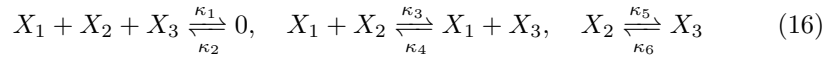
(Step 2). We remove the networks that have the same form from the 25 maximum networks we obtained in the previous step. For these 25 networks, we check whether each pair of two networks have the same form.

Result of Step 2. After removing the networks that have the same form, we obtain 8 maximum networks.

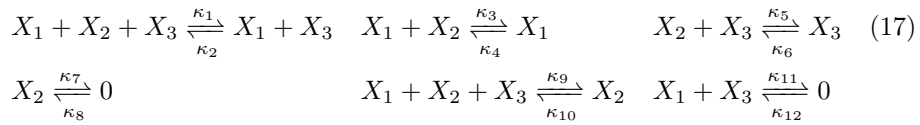
(Step 3). According to (13)–(15), we classify the 8 maximum networks into three classes G_1 , G_2 and G_3 .

Result of Step 3. G_1 contains 1 network, G_2 contains 2 networks, and G_3 contains 5 networks. We present all the maximum networks as follows.

The set G_1 consists of the following network (16).



The set G_2 consists of the following networks (17)–(18).



$$\begin{array}{lll}
X_2 \xrightleftharpoons[\kappa_{14}]{\kappa_{13}} X_1 + X_3 & X_1 + X_2 + X_3 \xrightleftharpoons[\kappa_{16}]{\kappa_{15}} 0 & \\
\\
X_1 + X_2 + X_3 \xrightleftharpoons[\kappa_2]{\kappa_1} X_1 + X_3 & X_1 + X_2 \xrightleftharpoons[\kappa_4]{\kappa_3} X_1 & X_1 + X_3 \xrightleftharpoons[\kappa_6]{\kappa_5} X_1 & (18) \\
X_1 + X_2 + X_3 \xrightleftharpoons[\kappa_8]{\kappa_7} X_1 + X_2 & X_2 + X_3 \xrightleftharpoons[\kappa_{10}]{\kappa_9} X_2 & X_3 \xrightleftharpoons[\kappa_{12}]{\kappa_{11}} 0 \\
X_1 + X_2 \xrightleftharpoons[\kappa_{14}]{\kappa_{13}} X_1 + X_3 & X_2 + X_3 \xrightleftharpoons[\kappa_{16}]{\kappa_{15}} X_3 & X_2 \xrightleftharpoons[\kappa_{18}]{\kappa_{17}} X_3 \\
X_2 \xrightleftharpoons[\kappa_{20}]{\kappa_{19}} 0 & X_2 + X_3 \xrightleftharpoons[\kappa_{22}]{\kappa_{21}} 0 & X_1 + X_2 + X_3 \xrightleftharpoons[\kappa_{24}]{\kappa_{23}} X_1
\end{array}$$

The set G_3 consists of the following networks (19)–(23).

$$\begin{array}{lll}
X_1 + X_2 \xrightleftharpoons[\kappa_2]{\kappa_1} X_1 + X_3 & X_1 + X_3 \xrightleftharpoons[\kappa_4]{\kappa_3} X_2 + X_3 & X_1 + X_2 \xrightleftharpoons[\kappa_6]{\kappa_5} X_2 + X_3 & (19) \\
X_2 \xrightleftharpoons[\kappa_8]{\kappa_7} X_3 & X_1 \xrightleftharpoons[\kappa_{10}]{\kappa_9} X_2 & X_1 \xrightleftharpoons[\kappa_{12}]{\kappa_{11}} X_3
\end{array}$$

$$X_1 + X_2 \xrightleftharpoons[\kappa_2]{\kappa_1} X_1 + X_3 \quad X_1 \xrightleftharpoons[\kappa_4]{\kappa_3} X_2 + X_3 \quad X_2 \xrightleftharpoons[\kappa_6]{\kappa_5} X_3 \quad (20)$$

$$\begin{array}{lll}
X_1 \xrightleftharpoons[\kappa_2]{\kappa_1} X_2 + X_3 & X_1 + X_2 \xrightleftharpoons[\kappa_4]{\kappa_3} X_3 & X_1 \xrightleftharpoons[\kappa_6]{\kappa_5} X_3 & (21) \\
X_1 + X_2 \xrightleftharpoons[\kappa_8]{\kappa_7} X_3 + X_2 & 0 \xrightleftharpoons[\kappa_{10}]{\kappa_9} X_2 & X_1 \xrightleftharpoons[\kappa_{12}]{\kappa_{11}} X_2 + X_1 \\
X_3 \xrightleftharpoons[\kappa_{14}]{\kappa_{13}} X_2 + X_3 & X_1 + X_3 \xrightleftharpoons[\kappa_{16}]{\kappa_{15}} X_2 + X_1 + X_3 &
\end{array}$$

$$X_3 \xrightleftharpoons[\kappa_2]{\kappa_1} X_1 + X_2 \quad X_1 \xrightleftharpoons[\kappa_4]{\kappa_3} X_2 + X_3 + X_1 \quad 0 \xrightleftharpoons[\kappa_6]{\kappa_5} X_2 + X_3 \quad (22)$$

$$\begin{array}{lll}
X_3 \xrightleftharpoons[\kappa_2]{\kappa_1} X_1 + X_2 + X_3 & X_1 + X_2 \xrightleftharpoons[\kappa_6]{\kappa_5} X_3 + X_2 & X_1 \xrightleftharpoons[\kappa_{10}]{\kappa_9} X_2 + X_3 + X_1 & (23) \\
0 \xrightleftharpoons[\kappa_4]{\kappa_3} X_1 + X_2 & X_1 \xrightleftharpoons[\kappa_8]{\kappa_7} X_3 & 0 \xrightleftharpoons[\kappa_{12}]{\kappa_{11}} X_2 + X_3
\end{array}$$

4.2 Determining degeneracy

Definition 3 For any network G , a *subnetwork* of G is a network composed of some reactions in G . Note that G itself is also a subnetwork of G .

In this section, we enumerate all subnetworks of the maximum networks obtained in the previous section, and we determine their degeneracy. According to [12, Lemma

24], all subnetworks of any network in G_1 are nondegenerate. Therefore, in order to check all two-dimensional zero-one networks with three species, we only need to check all subnetworks of the networks in G_2 and G_3 .

(Step 1). According to Definition 3, we generate all possible subnetworks of each maximum network in G_2 and G_3 . We remove the subnetworks that have the same form by the following steps.

Step 1.1 For any two-dimensional zero-one network G with three species, we list all the 6 networks that have the same form.

Step 1.2 Note that, according to (1), each reaction with three species corresponds to a six-dimensional vector, where the first three coordinates represent the stoichiometric coefficients of the reactants and the last three coordinates represent the stoichiometric coefficients of the products. Hence, for each reaction in a zero-one network with three species, the corresponding vector can be interpreted as a binary number, and we convert it into a decimal number. Assign weights 1, 100, 10000, ... to the reactions in the network respectively. Multiply each decimal number by its corresponding weight, then sum all the products to obtain a unique assignment value for each network.

Step 1.4 If there exists a network whose assignment value matches that of any one of the 6 networks that have the same form with G , then this network have the same form with G .

(Step 2). We remove the networks admitting no positive steady states. Notice that if any row of the stoichiometric matrix \mathcal{N} of a network contains non-zero elements that do not change sign (i.e., all non-zero elements in the row are either positive or negative), then the corresponding steady-state system defined in (3) has no positive solutions.

Example 1 Consider the following steady-state system and the stoichiometric matrix.

$$\begin{cases} f_1 = \kappa_1 x_3 + \kappa_2 x_2 + \kappa_3 x_2 x_3 \\ f_2 = \kappa_1 x_3 - \kappa_2 x_2 - \kappa_3 x_2 x_3 \\ f_3 = -\kappa_1 x_3 \end{cases}$$

$$\mathcal{N} = \begin{pmatrix} 1 & 1 & 1 \\ 1 & -1 & -1 \\ -1 & 0 & 0 \end{pmatrix}$$

It is obvious that the first row of stoichiometric matrix \mathcal{N} maintains uniform sign. Therefore, the above network has no positive solutions.

Result of Steps 1–2. We present the number of networks after carrying out Step 1 and Step 2 in Table 1.

(Step 3). For each subnetwork, we apply Algorithm 1 to determine the degeneracy.

Result of Step 3. There are 3,152 degenerate networks. More details are presented in Table 2.

By checking all the systems augmented with conservation laws of the degenerate networks, we conclude Theorem 3.

Table 1: The Number of Networks Admitting Positive Steady States

| Maximum Networks | (17) | (18) | (19) | (20) | (21) | (22) | (23) |
|------------------|-------|----------|------|------|-------|------|------|
| All Subnetworks | 65259 | 16776675 | 4050 | 45 | 65259 | 45 | 4050 |
| After Step 1 | 40779 | 840262 | 710 | 27 | 33108 | 45 | 2055 |
| After Step 2 | 34831 | 757989 | 518 | 9 | 28445 | 15 | 1503 |

Note. The first row presents the labels of the maximum networks.

Table 2: The Number of Degenerate Networks

| | G_1 | G_2 | | G_3 | | | | |
|---------------------------|-------|-------|------|-------|------|------|------|------|
| Maximum Networks | (16) | (17) | (18) | (19) | (20) | (21) | (22) | (23) |
| Degenerate Networks | 0 | 36 | 3096 | 1 | 0 | 18 | 0 | 1 |
| Total Degenerate Networks | 0 | 3132 | | 20 | | | | |

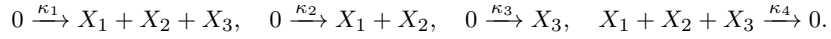
Definition 4 A species in a reaction network is called *redundant* if in each reaction, the species either does not appear or appears on both sides of the reaction (i.e., the species is both a reactant and a product).

Definition 5 Two reaction networks are said to be *equivalent* if one of them can be obtained from the other one by removing all redundant species.

Theorem 3 For any degenerate two-dimensional zero-one reaction network with three species, after removing all redundant species, each polynomial f_i in the system augmented with conservation laws h defined in (6) consists of two monomials with respect to x .

To provide a more intuitive demonstration of Theorem 3, we present two representative degenerate networks as examples.

Example 2 Consider the following two-dimensional network

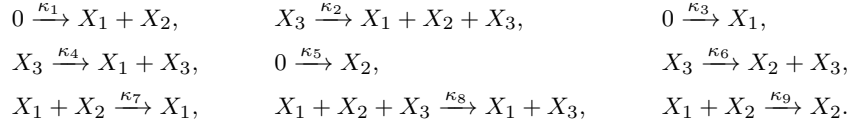


The system h is given as follows

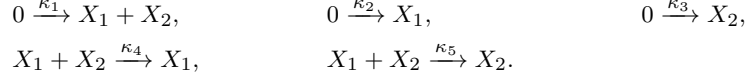
$$\begin{cases} f_1 = \kappa_1 + \kappa_2 - \kappa_4 x_1 x_2 x_3 \\ f_2 = \kappa_1 + \kappa_2 - \kappa_4 x_1 x_2 x_3 \\ f_3 = \kappa_1 + \kappa_3 - \kappa_4 x_1 x_2 x_3 \\ h_1 = c - x_1 + x_2 \end{cases}$$

It is directly observed that each polynomial f_i consists of a constant term and the monomial $x_1 x_2 x_3$.

Example 3 Consider the following two-dimensional network



Notice that x_3 is a redundant species in this network. By removing it, we obtain an equivalent two-species network as follows:



Notice that there is no conservation law since the network is full-dimensional. The system h is given by

$$\begin{cases} f_1 = \kappa_1 + \kappa_2 - \kappa_5 x_1 x_2 \\ f_2 = \kappa_1 + \kappa_3 - \kappa_4 x_1 x_2 \end{cases}$$

It can be observed that each polynomial f_i consists of a constant term and the monomial $x_1 x_2$.

Remark 1 Remark that our computational results also show that any degenerate two-dimensional zero-one network with three species is equivalent to a degenerate two-dimensional zero-one network with two species.

5 Discussion

In this work, we study the degeneracy of two-dimensional zero-one reaction network. We develop an algorithm (Algorithm 1) to determine whether a reaction network is degenerate. Using Algorithm 1, we identify all the degenerate two-dimensional zero-one networks with three species, and by studying their systems augmented with conservation laws, we obtain Theorem 3. In the future, it would be interesting to explore whether Theorem 3 can be generalized to higher-dimensional networks.

References

- [1] Murad Banaji. Inheritance of oscillation in chemical reaction networks. *Applied Mathematics and Computation*, 325:191–209, 2018. <https://doi.org/10.1016/j.amc.2017.12.012>
- [2] Murad Banaji, and Balázs Boros. The smallest bimolecular mass action reaction networks admitting Andronov–Hopf bifurcation. *Nonlinearity*, 36(2):1398, 2023. <https://doi.org/10.1016/j.aml.2023.108671>
- [3] Murad Banaji, Balázs Boros, and Josef Hofbauer. The inheritance of local bifurcations in mass action networks. arXiv:2312.12897, 2023. <https://arxiv.org/abs/2312.12897>
- [4] Frédéric Bihan, Alicia Dickenstein, and Magalí Giaroli. Lower bounds for positive roots and regions of multistationarity in chemical reaction networks. *Journal of Algebra*, 542:367–411, 2020. <https://doi.org/10.1016/j.jalgebra.2019.10.002>

- [5] Murad Banaji, and Casian Pantea. The inheritance of nondegenerate multistationarity in chemical reaction networks. *SIAM Journal on Applied Mathematics*, 78(2):1105–1130, 2018. <https://doi.org/10.1137/16m1103506>
- [6] Adrien Baudier, François Fages, and Sylvain Soliman. Graphical requirements for multistationarity in reaction networks and their verification in BioModels. *Journal of Theoretical Biology*, 459:79–89, 2018. <https://doi.org/10.1016/j.jtbi.2018.09.010>
- [7] Carsten Conradi, Elisenda Feliu, and Maya Mincheva. On the existence of Hopf bifurcations in the sequential and distributive double phosphorylation cycle. *Mathematical Biosciences and Engineering*, 17(1):494–513, 2019. <https://doi.org/10.3934/mbe.2020027>
- [8] Alicia Dickenstein, Magalí Giaroli, Mercedes Pérez Millán, and Rick Rischter. Multistationarity questions in reduced vs extended biochemical networks. arXiv:2310.02455, 2023. <https://arxiv.org/abs/2310.02455>
- [9] Elisenda Feliu, Oskar Henriksson, and Beatriz Pascual-Escudero. The generic geometry of steady state varieties. arXiv:2412.17798, 2024. <https://arxiv.org/abs/2412.17798>
- [10] Luis David García Puente, Elizabeth Gross, Heather A. Harrington, Matthew Johnston, Nicolette Meshkat, Mercedes Pérez Millán, and Anne Shiu. Absolute concentration robustness: Algebra and geometry. *Journal of Symbolic Computation*, 128:102398, 2025. <https://doi.org/10.1016/j.jsc.2024.102398>
- [11] Nikola Georgiev, Valko Petrov, Elena Nikolova, and Georgi Georgiev. Qualitative Modelling of Quasi-homogeneous Effects in ERK and STAT Interaction Dynamics. *International Journal Bioautomation*, 5:78, 2006.
- [12] Yue Jiao, Xiaoxian Tang, and Xiaowei Zeng. Multistability of small zero-one reaction networks. arXiv:2406.11586, 2024. <https://arxiv.org/abs/2406.11586>
- [13] Yue Jiao, and Xiaoxian Tang. An Efficient Algorithm for Determining the Equivalence of Zero-one Reaction Networks. Accepted by ISSAC 2025, arXiv:2503.00008, 2025. <https://arxiv.org/abs/2503.00008>
- [14] Fabiola Janiak-Spens, Paul F. Cook, and Ann H. West. Kinetic analysis of YPD1-dependent phosphotransfer reactions in the yeast osmoregulatory phosphorelay system. *Biochemistry*, 44(1):377–386, 2005. <https://doi.org/10.1021/bi048433s>
- [15] Badal Joshi, and Anne Shiu. Atoms of multistationarity in chemical reaction networks. *Journal of Mathematical Chemistry*, 51:153–178, 2013. <https://doi.org/10.1007/s10910-012-0072-0>
- [16] Nidhi Kaihnsa, Tung Nguyen, and Anne Shiu. Absolute concentration robustness and multistationarity in reaction networks: Conditions for coexistence. *European Journal of Applied Mathematics*, 35(4):566–600, 2024. <https://doi.org/10.1017/s0956792523000335>
- [17] Varun B. Kothamachu, Elisenda Feliu, Luca Cardelli and Orkun S. Soyer. Unlimited multistability and Boolean logic in microbial signalling. *Journal of the Royal Society Interface*, 12(108):20150234, 2015. <https://doi.org/10.1098/rsif.2015.0234>
- [18] Wolfram Research, Inc. Mathematica. Version 14.2, Champaign, IL, 2024
- [19] Stefan Müller, Elisenda Feliu, Georg Regensburger, Carsten Conradi, Anne Shiu, and Alicia Dickenstein. Sign conditions for injectivity of generalized

- polynomial maps with applications to chemical reaction networks and real algebraic geometry. *Foundations of Computational Mathematics*, 16(1):69–97, 2016. <https://doi.org/10.1007/s10208-0149239-3>
- [20] Xiaoxian Tang, and Hao Xu. Multistability of small reaction networks. *SIAM Journal on Applied Dynamical Systems*, 20(2):608–635, 2021. <https://doi.org/10.1137/20m1358761>
 - [21] Xiaoxian Tang, and Kaizhang Wang. Hopf bifurcations of reaction networks with zero-one stoichiometric coefficients. *SIAM Journal on Applied Dynamical Systems*, 22(3):2459–2489, 2023. <https://doi.org/10.1137/22m1519754>
 - [22] Telek, Máté László and Feliu, Elisenda. Topological descriptors of the parameter region of multistationarity: Deciding upon connectivity. *PLoS Computational Biology*, 19(3):e1010970, 2023. <https://doi.org/10.1371/journal.pcbi.1010970>
 - [23] Microsoft Corporation. Visual Studio Code. Version 1.100, 2025.
 - [24] Carsten Wiuf, and Elisenda Feliu. Power-law kinetics and determinant criteria for the preclusion of multistationarity in networks of interacting species. *SIAM J Appl Dyn Syst*, 12:1685–1721. <https://doi.org/10.1137/120873388>
 - [25] Martin Zumsande, and Thilo Gross. Bifurcations and chaos in the MAPK signaling cascade. *Journal of Theoretical Biology*, 265(3):481–491, 2010. <https://doi.org/10.1016/j.jtbi.2010.05.036>