

CoVAE: Consistency Training of Variational Autoencoders

Gianluigi Silvestri^{1,2}
gianlu.silvestri@gmail.com

Luca Ambrogioni²
luca.ambrogioni@donders.ru.nl

¹OnePlanet Research Center, imec-the Netherlands

²Donders Institute for Brain, Cognition and Behaviour, Radboud University

Abstract

Current state-of-the-art generative approaches frequently rely on a two-stage training procedure, where an autoencoder (often a VAE) first performs dimensionality reduction, followed by training a generative model on the learned latent space. While effective, this introduces computational overhead and increased sampling times. We challenge this paradigm by proposing Consistency Training of Variational AutoEncoders (CoVAE), a novel single-stage generative autoencoding framework that adopts techniques from consistency models to train a VAE architecture. The CoVAE encoder learns a progressive series of latent representations with increasing encoding noise levels, mirroring the forward processes of diffusion and flow matching models. This sequence of representations is regulated by a time dependent β parameter that scales the KL loss. The decoder is trained using a consistency loss with variational regularization, which reduces to a conventional VAE loss at the earliest latent time. We show that CoVAE can generate high-quality samples in one or few steps without the use of a learned prior, significantly outperforming equivalent VAEs and other single-stage VAEs methods. Our approach provides a unified framework for autoencoding and diffusion-style generative modeling and provides a viable route for one-step generative high-performance autoencoding. Our code is publicly available at <https://github.com/gisilvs/covae>.

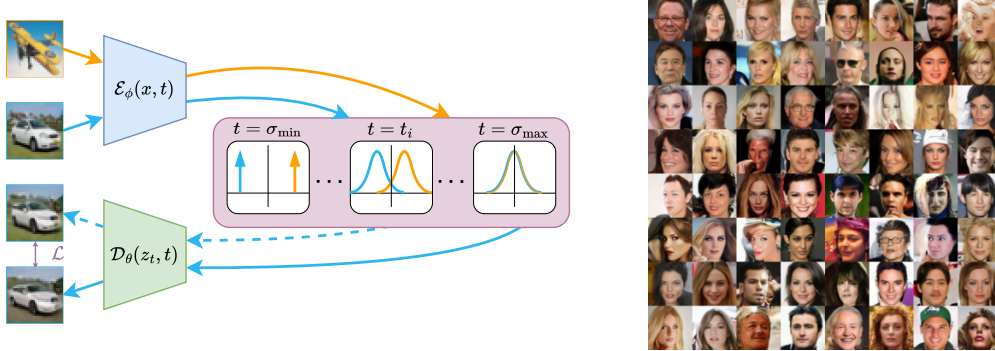


Figure 1: (Left) Schematic representation of CoVAE. The VAE-style model is trained to learn a time-dependent latent distribution, which transitions to Gaussian as time increases. With a loss similar to Consistent Training, the reconstruction at a smaller time steps is used as a target (therefore does not receive gradients, represented with the dashed line) for the prediction at the bigger time steps. (Right) 2-step uncured samples from CoVAE trained on CelebA 64.

1 Introduction

Deep Generative Models (DGMs) are deep neural networks trained to generate samples from an unknown data distribution, generally by learning a mapping between samples from such a distribution and random noise. Variational Autoencoders (VAEs) (Kingma, 2013; Rezende et al., 2014) were among the first DGMs to scale to high-dimensional data by learning a mapping with a lower dimensional latent space. However, despite the several improvements such as the integration with Normalizing Flows (Rezende & Mohamed, 2015; Kingma et al., 2016; Kobyzev et al., 2020; Papamakarios et al., 2021) and the use of hierarchical latents (Sønderby et al., 2016; Maaløe et al., 2019; Child, 2021; Vahdat & Kautz, 2020), VAEs remained inferior in terms of generative performances when compared to other DGMs such as Generative Adversarial Networks (Goodfellow et al., 2014; Karras et al., 2020b). More recently, Diffusion Models (DMs) (Sohl-Dickstein et al., 2015; Ho et al., 2020; Song et al., 2021b) have achieved impressive state-of-the-art generative results in domains such as images (Karras et al., 2022, 2024) and video (Ho et al., 2022; Ruhe et al., 2024), but are limited in efficiency as they require several function evaluations for generation. Many alternatives have been proposed to achieve comparable performances while reducing the computational requirements, such as distillation methods (Salimans & Ho, 2022) or few-step models like Consistency Models (CMs) (Song et al., 2023; Lu & Song, 2025), Shortcut Models (Frans et al., 2025), Inductive Model Matching (Zhou et al., 2025) and MeanFlow (Geng et al., 2025a). However, all these methods are constrained to work in the data space, making it hard to scale to high-dimensional data. Moreover, there are several works showing that high-dimensional data generally live in a lower-dimensional manifold (Pope et al., 2021; Brown et al., 2023; Stanczuk et al., 2024; Loaiza-Ganem et al., 2024; Ventura et al., 2025) verifying the so-called manifold hypothesis (Bengio et al., 2013) and suggesting the benefit of working with lower-dimensional representations. Therefore, it became common practice to employ a two-stage training procedure, where a VAE is pretrained to perform dimensionality reduction, and then a powerful prior model such as the ones mentioned above is trained on the learned latent space, allowing for efficient and scalable generation (Rombach et al., 2022; Podell et al., 2024; Esser et al., 2024).

In this work, we introduce a single-stage training procedure for generative autoencoders that combines β -VAEs and consistency model into a unified framework. To this end, we propose a model that integrates training techniques from discrete Consistency Models with a time-dependent VAE, which we name Consistency Training of Variational AutoEncoders (CoVAE) (see figure 1). Through a dedicated regularization scheme, the CoVAE encoder learns a sequence of progressively noised latent representation, which transitions from point masses to a standard Gaussian distribution. Each level of encoding correspond to a given value of β , making the approach similar to an amortized ensemble of β -VAEs. This resembles the forward processes commonly used in diffusion models but it is fully leaned through the encoder architecture and it performs meaningful feature disentanglement and compression similarly to a traditional VAE encoding. Trained by replacing the standard VAE reconstruction loss with a consistency reconstruction loss defined over the series of latents, CoVAE achieves high sample quality and diversity, dramatically improving over equivalent VAEs and approaching the performance of modern generative models.

2 Background

2.1 Variational Autoencoders

In Variational Autoencoders (Kingma, 2013; Rezende et al., 2014), an encoder network $\mathcal{E}_\phi(\cdot) : \mathbb{R}^D \rightarrow \mathbb{R}^{2d}$ parametrized by ϕ is used to learn a mapping for data points $\mathbf{x} \sim p_{\text{data}}$ to a probability distribution over a latent space $p(\mathbf{z} \mid \mathbf{x})$. In the simplest case, this probability is assumed to be a diagonal Gaussian $q_\phi(\mathbf{z} \mid \mathbf{x}) = \mathcal{N}(\mathcal{E}_\phi^\mu(\mathbf{x}), \mathcal{E}_\phi^\sigma(\mathbf{x})^2 \mathbf{I})$, with \mathcal{E}_ϕ^μ and \mathcal{E}_ϕ^σ being partitions of the encoder output representing mean and standard deviation of the distribution. The encoder is paired with a prior distribution $p(\mathbf{z})$ over the latents, commonly spherical Gaussian, and a decoder network $\mathcal{D}_\theta(\cdot) : \mathbb{R}^d \rightarrow \mathbb{R}^D$ parametrized by θ is trained to map latents back to the data space. The architecture is trained with a variational loss, which can be expressed as:

$$\mathcal{L}_{\text{VAE}}(\theta, \phi, \beta) = \mathbb{E}_{\mathbf{x}, \mathbf{z}} \left[\|\mathcal{D}_\theta(\mathbf{z}) - \mathbf{x}\|^2 + \beta KL(\mathcal{N}(\mathcal{E}_\phi^\mu(\mathbf{x}), \mathcal{E}_\phi^\sigma(\mathbf{x})^2 \mathbf{I}) \parallel \mathcal{N}(\mathbf{0}, \mathbf{I})) \right], \quad (1)$$

where β is a scalar hyperparameter that regulates the trade-off between deterministic decoding and posterior coverage.

The latent variable $z \sim q_\phi(z | x)$ is obtained with the so-called *reparametrization trick*, necessary for backpropagating the gradients to the encoder through the sampling operation:

$$z = \mathcal{E}_\phi^\mu(x) + \mathcal{E}_\phi^\sigma(x)\epsilon, \quad \epsilon \sim \mathcal{N}(\mathbf{0}, \mathbf{I}). \quad (2)$$

In this expression, the mean encoder $\mathcal{E}_\phi^\mu(x)$ defines the deterministic latent embedding of the data point x while $\mathcal{E}_\phi^\sigma(x)$ regulates the level of additive white noise. The effective signal-to-noise ratio $\|\mathcal{E}_\phi^\mu(x)\|^2 / \|\mathcal{E}_\phi^\sigma(x)\|^2$ implicitly depends on β , with low values corresponding to near-deterministic latent encoding. In general, increasing β promotes disentanglement in the latent space, while smaller values of β favor reconstruction. However, while generally improving performance, it is hard to find a value of β which perfectly recovers the prior while generating high-quality samples (Higgins et al., 2017; Burgess et al., 2018). While theoretically sound, VAEs are known to generate relatively poor-quality samples, mostly due to the *prior hole* problem (Hoffman & Johnson, 2016; Rosca et al., 2018), which happens when the aggregate posterior fails to match the prior, resulting in regions of the prior which are not decoded to in-distribution data. A widespread solution is to train with small β for good reconstruction, and then train post-hoc a powerful generative model as prior distribution on the learned latent. While this effectively solves the prior hole problem, it results in additional training compute and model parameters, as well as increased sampling time.

2.2 Diffusion Models

Here, we will offer a minimalist introduction to diffusion models specifically designed to connect with related concepts and formulas in VAEs. For a complete SDE based formulation see Song et al. (2021b). A diffusion model is defined by its time-dependent noise-injection model, which usually has a linear Gaussian form:

$$x_t = \mathcal{F}(x, t) = a_t x + b_t \epsilon, \quad \epsilon \sim \mathcal{N}(\mathbf{0}, \mathbf{I}), \quad (3)$$

where a_t and b_t are time dependent scalar functions. As t increases, x_t becomes more heavily noised, until $x_T \approx \mathcal{N}(\mathbf{0}, \mathbf{I})$ at the maximum time step T . Then, a time dependent neural network $\hat{x}_\theta(\cdot, \cdot) : \mathbb{R}^D \rightarrow \mathbb{R}^D$ is trained to predict the original clean sample x from its corrupted version x_t :

$$\mathcal{L}_{\text{DSM}}(\theta) = \mathbb{E}_t \left[\lambda(t) \mathbb{E}_x \left[\mathbb{E}_{x_t|x} \left[\|\hat{x}_\theta(x_t, t) - x\|^2 \right] \right] \right] \quad (4)$$

where $\lambda(t)$ is a time dependent weighting function. We refer to this objective as the Denoising Score Matching (DSM) loss. Once the model is trained, one may sample from p_{data} by starting at pure noise $x_T = \epsilon \sim \mathcal{N}(\mathbf{0}, \mathbf{I})$ and integrating a deterministic dynamical system (Song et al., 2021a):

$$x_{t-\Delta t} = x_t - \Delta t \left(\dot{a}_t \hat{x}_\theta(x_t, t) + \dot{b}_t \hat{\epsilon}(x_t, t) \right) \quad (5)$$

where $\hat{\epsilon}$ is an estimate of the noise obtained from the model prediction:

$$\hat{\epsilon}(x_t, t) = \frac{x_t - a_t \hat{x}_\theta(x_t, t)}{b_t}, \quad (6)$$

In practice one can use a discretization schedule t_0, t_1, \dots, t_{N-1} , set $\Delta t = t_i - t_{i-1}$, and iterate equation 5 until t_0 , yielding a sample $x \approx p_{\text{data}}$.

2.3 Consistency Models

Consistency Models (Song et al., 2023) are a recent alternative to DMs designed for one or few-step generation. In CMs, a time dependent neural network $f_\theta(\cdot, \cdot) : \mathbb{R}^D \rightarrow \mathbb{R}^D$ is trained to learn the solution to the deterministic denoising process in Eq. 5 without the need for an explicit numerical integration. More specifically, CMs directly learn the mapping from x_t to x instead of learning the vector field that determines the dynamics like a diffusion model. CMs must satisfy two conditions, namely the boundary condition $f_\theta(x, 0) = x$ and the self-consistency condition $f_\theta(x_t, t) = f_\theta(x_{t'}, t')$, which states that points x_t and $x_{t'}$ on the same deterministic denoising path at different time steps t and t' should map to the same solution. In practice, these conditions are commonly enforced with the preconditioning from Karras et al. (2022):

$$f_\theta(x_t, t) = c_{\text{skip}}(t)x_t + c_{\text{out}}(t)F_\theta(x_t, t), \quad (7)$$

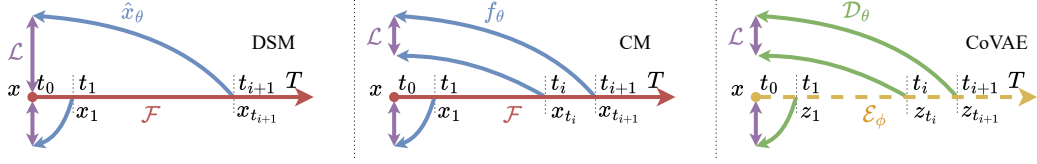


Figure 2: In this figure, we show a diagram of how CoVAE works compared to Diffusion and Consistency Models. In Diffusion and Consistency, a forward process \mathcal{F} is used to add noise to data depending on the time step t . Then a network \hat{x}_θ is trained to be the average denoiser for DSM, or f_θ to match the prediction at the previous time step for discrete CMs with the reconstruction loss \mathcal{L} . In CoVAE, the encoder \mathcal{E}_ϕ is used to obtain a noisy latent state z_t with the reparametrization trick, similarly to \mathcal{F} . However, in this case we use a dashed line, as the noising process is enforced by the regularization term $\beta(t)$, and there is not a direct relationship with time. The decoder \mathcal{D}_θ then maps the latents back to the data space, and is trained with a loss similar to CMs.

where $c_{\text{skip}}(\cdot)$ and $c_{\text{out}}(\cdot)$ are time dependent scalar functions such that $c_{\text{skip}}(0) = 1$ and $c_{\text{out}}(0) = 0$. While CMs can be trained with a continuous formulation, the continuous objective can be subject to instabilities and requires several technicalities to work properly (Lu & Song, 2025). A common alternative is the discrete time objective:

$$\mathcal{L}_{\text{CM}}^{\text{disc}}(\theta) = \mathbb{E}_{\mathbf{x}_t, t} \left[\lambda(t) \|\mathbf{f}_\theta(\mathbf{x}_t, t) - \mathbf{f}_{\theta^-}(\mathbf{x}_{t'}, t')\|^2 \right] \quad (8)$$

where t and t' are neighboring time steps chosen according to the defined discretization strategy (Song & Dhariwal, 2024; Geng et al., 2025b), and θ^- is a frozen copy of the network parameters which does not require gradients. Intuitively, this loss function gradually "bootstraps" the initial boundary condition at $t = 0$ to the final pure noise state by minimizing differences along the path. During training, the discretization steps transition from coarse to fine grained, bootstrapping the signal from early time steps to the later ones. Sampling from CMs can be then done in a single or few steps by predicting the initial conditions of samples from the final noise distribution. For our current purposes, it is important to note that, due to the boundary conditions, the consistency loss reduces to a conventional autoencoder reconstruction loss when $t' = 0$:

$$\|\mathbf{f}_\theta(\mathbf{x}_t, t) - \mathbf{x}\|^2 \quad (9)$$

where $\mathbf{x}_t = a_t \mathbf{x} + b_t \epsilon$. This suggests that the network $\mathbf{f}_\theta(\mathbf{x}_t, t)$ can be interpreted as a decoder architecture and that the forward noise-injection model $\mathcal{F}(\mathbf{x}, t)$ can be interpreted as a non-learned (and rather trivial) encoder.

3 Method

Before introducing our contribution, we highlight some similarities between the models discussed in section 2, also shown in figure 2.

We first direct the attention to equations 2 and 3, noting that the forward kernel commonly used in diffusion can be seen as a time-dependent version of the reparametrization trick, where drift and diffusion terms are simple, predefined, dimensionality-preserving transformations. On the contrary, VAEs use learned nonlinear dimensionality-reducing mapping as drift and diffusion terms. Note that in DMs the diffusion term does not need to be scalar and can be data dependent (see appendix A from Song et al. (2021b)).

To bridge the gap between VAEs and DMs, one can extend β -VAEs to learn a time dependent encoding and decoding:

$$\mathcal{L}_{t\text{-VAE}}(\theta, \phi) = \mathbb{E}_t[\mathcal{L}_{\text{VAE}}(\theta, \phi, \beta(t))], \quad (10)$$

where $\beta(t)$ is a monotonically increasing weighting function. By appropriately defining $\beta(t)$, the learned latents transition between delta distributions and Gaussians, and the reparametrization trick can be expressed as:

$$\mathbf{z}_t = \mathcal{E}_\phi^\mu(\mathbf{x}, t) + \mathcal{E}_\phi^\sigma(\mathbf{x}, t)\epsilon, \quad \epsilon \sim \mathcal{N}(\mathbf{0}, \mathbf{I}). \quad (11)$$

Equation 11 now resembles closely a forward noise-injection model, effectively defining an underlying latent noising process. The reconstruction part of equation 10 is now the latent-to-data equivalent to the DSM loss from equation 4. In this form, the resulting model would not bring any tangible benefit over standard β -VAEs, as it would simply result in a amortization of several β -VAEs, sharing the same limitations of each single model, i.e. the limiting tradeoff between reconstruction and generation quality.

3.1 Training VAEs as Consistency Models

Our main proposal is to replace the reconstruction loss of the time-dependent β -VAE from Eq. 10 with a latent consistency loss inspired by Eq. 8. Given a time discretization $t_0, t_1, \dots, t_{N-1} = T$ with N time steps, and imposing the identity function at t_0 as boundary condition, we can now define a loss for Consistency Training of Variational AutoEncoders (CoVAEs):

$$\begin{aligned} \mathcal{L}_{\text{CoVAE}}(\theta, \phi) = \mathbb{E}_{\mathbf{x}, \mathbf{z}, t_i} \left[\lambda(t_i) \left\| \mathcal{D}_{\theta}(\mathbf{z}_{t_i}, t_i) - \mathcal{D}_{\theta^-}(\mathbf{z}_{t_{i-1}}, t_{i-1}) \right\|^2 \right. \\ \left. + \beta(t_i) KL(\mathcal{N}(\mathcal{E}_{\phi}^{\mu}(\mathbf{x}, t_i), \mathcal{E}_{\phi}^{\sigma}(\mathbf{x}, t_i)^2 \mathbf{I}) \parallel \mathcal{N}(\mathbf{0}, \mathbf{I})) \right], \end{aligned} \quad (12)$$

where $\lambda(t)$ is a monotonically decreasing weighting function generally used in CMs, and θ^- are copies of the model parameters that do not receive gradients. The latent variables \mathbf{z}_{t_i} and $\mathbf{z}_{t_{i-1}}$ are obtained with the time-dependent reparametrization trick from equation 11 using the same random direction ϵ at both times t_i and t_{i-1} . With the CoVAE objective, the decoder learns the solution of the latent dynamics and the latent-to-data mapping jointly. Like in discrete CMs, such a solution is bootstrapped from the earlier time steps to the later ones. The resulting model is an autoencoder that can be trained end-to-end with the Consistency Training objective from equation 12. Note that, differently from DMs and CMs, where the time has a direct effect on the forward process, for CoVAE the effect of time is implicitly defined by the weighting functions $\beta(t)$ and $\lambda(t)$, which regulate the level of feature disentanglement.

3.2 Boundary conditions in latent space

While imposing the identity function at t_0 is enough to respect the initial condition required by CMs, we found in practice that using such a simple parametrization can lead to instabilities during training (see Appendix C.1). Similarly to CMs, we aim to incorporate an EDM-style parametrization from equation 7, which cannot be directly used in our settings, as the latent variable \mathbf{z}_t and the output of the decoder generally live in spaces with different dimensionality. We propose a different parametrization where instead of using the noisy state \mathbf{x}_t (or latent state \mathbf{z}_t in CoVAE), we use a learned approximation of the average decoder $\mathbb{E}[\mathbf{x} \mid \mathbf{z}_t]$. The average decoder will be a faithful reconstruction for small t , while will be a blurry reconstruction as t increases. This quantity is unknown but can be obtained by training a neural network $\hat{\mathbf{x}}_{\theta}$ with the time-dependent VAE loss from equation 10. Note that we use on purpose the same notation $\hat{\mathbf{x}}_{\theta}$ as for DSM, to stress that the role of the network is the same, i.e. to recover the clean data from the latent \mathbf{z}_t or noisy state \mathbf{x}_t . The decoder parametrization becomes as follows:

$$\mathcal{D}_{\theta}(\mathbf{z}_t, t) = c_{\text{skip}}(t) \hat{\mathbf{x}}_{\theta^-}(\mathbf{z}_t, t) + c_{\text{out}}(t) \mathbf{r}_{\theta}(\mathbf{z}_t, t), \quad (13)$$

where \mathbf{r}_{θ} models the residual of the average decoder network. Note how the parameters of the average decoder network are frozen and do not receive gradients. Instead, the reconstruction part of the CoVAE loss is modified with an additional denoiser-style loss:

$$\mathcal{L}_{\text{CoVAE}}^{\text{rec}} = \mathbb{E}_{\mathbf{x}, \mathbf{z}, t_i} \left[\lambda(t_i) \left(\left\| \mathcal{D}_{\theta}(\mathbf{z}_{t_i}, t_i) - \mathcal{D}_{\theta^-}(\mathbf{z}_{t_{i-1}}, t_{i-1}) \right\|^2 + \lambda_d(t) \left\| \hat{\mathbf{x}}_{\theta}(\mathbf{z}_{t_i}, t_i) - \mathbf{x} \right\|^2 \right) \right], \quad (14)$$

where $\lambda_d(\cdot)$ is another time dependent weighting function used to regulate the interplay between consistency and denoising loss. In practice, we double the output channels of the decoder, and use half for $\hat{\mathbf{x}}_{\theta}$ and the other half for \mathbf{r}_{θ} , resulting in a negligible increase in model parameters and compute. This is motivated by the fact that the weights of the denoiser network are generally used as initialization for training CMs (Geng et al., 2025b; Lu & Song, 2025), which suggests a certain degree of compatibility between the features needed for the two losses. The identity function at t_0 is still applied.

3.3 Training and sampling with CoVAE

We report the pseudocode for the CoVAE loss in algorithm 1. After training, the model can be used

Algorithm 1 CoVAE Loss

Input: data distribution p_{data} , decoder parameters θ , encoder parameters ϕ , weighting functions $\lambda(\cdot)$, $\beta(\cdot)$ and $\lambda_d(\cdot)$, discrete time step distribution $p(t)$
 Sample $\mathbf{x} \sim p_{\text{data}}$, $t_i \sim p(t)$, $\epsilon \sim N(\mathbf{0}, \mathbf{I})$
 $\mathbf{z}_{t_i} \leftarrow \mathcal{E}_{\phi}^{\mu}(\mathbf{x}, t_i) + \mathcal{E}_{\phi}^{\sigma}(\mathbf{x}, t_i)\epsilon$
 $\mathbf{z}_{t_{i-1}} \leftarrow \mathcal{E}_{\phi}^{\mu}(\mathbf{x}, t_{i-1}) + \mathcal{E}_{\phi}^{\sigma}(\mathbf{x}, t_{i-1})\epsilon$
 $\mathcal{L}_{\text{CoVAE}}^d(\theta, \phi) \leftarrow \|\hat{\mathbf{x}}_{\theta}(\mathbf{z}_t, t) - \mathbf{x}\|^2$
 $\mathcal{L}_{\text{CoVAE}}^{\text{cm}}(\theta, \phi) \leftarrow \|\mathcal{D}_{\theta}(\mathbf{z}_t, t), \mathcal{D}_{\theta}(\mathbf{z}_{t_{i-1}}, t_{i-1})\|^2$
 $\mathcal{L}_{\text{CoVAE}}^{\text{kl}}(\phi) \leftarrow KL(\mathcal{N}(\mathcal{E}_{\phi}^{\mu}(\mathbf{x}, t_i), \mathcal{E}_{\phi}^{\sigma}(\mathbf{x}, t_i)^2 \mathbf{I}) || \mathcal{N}(\mathbf{0}, \mathbf{I}))$
 $\mathcal{L}_{\text{CoVAE}}(\theta, \phi) \leftarrow \lambda(t_i)[\mathcal{L}_{\text{CoVAE}}^{\text{cm}}(\theta, \phi) + \lambda_d(t_i)\mathcal{L}_{\text{CoVAE}}^d(\theta, \phi)] + \beta(t_i)\mathcal{L}_{\text{CoVAE}}^{\text{kl}}(\phi)$
Output: $\mathcal{L}_{\text{CoVAE}}(\theta, \phi)$

to generate data by decoding samples from the prior like in standard VAEs. In addition, CoVAEs can leverage the learned time dependent latent mapping to perform multi-step sampling, similarly to CMs, by re-encoding the generated data at intermediate time steps, adding new noise with the reparametrization trick, and re-denoising (see algorithm 2). Note that, for a two-step sampling procedure, three function evaluations are required (twice the decoder and once the encoder). We report the several design choices used for training CoVAE in Appendix B, while we describe alternative formulations for CoVAE in Appendix E.

Algorithm 2 Multistep CoVAE Sampling

Input: Decoder \mathcal{D}_{θ} , encoder \mathcal{E}_{ϕ} , sequence of time points $\tau_1 > \tau_2 > \dots > \tau_{N-1}$
 Sample $\epsilon \sim \mathcal{N}(\mathbf{0}, \mathbf{I})$
 $\mathbf{x} \leftarrow \mathcal{D}_{\theta}(\epsilon, \tau_1)$ \triangleright Choose $\tau_1 = \sigma_{\max}$
for $n = 2$ **to** $N - 1$ **do**
 Sample $\epsilon \sim \mathcal{N}(\mathbf{0}, \mathbf{I})$
 $\mathbf{z}_{\tau_n} \leftarrow \mathcal{E}_{\phi}^{\mu}(\mathbf{x}, \tau_n) + \mathcal{E}_{\phi}^{\sigma}(\mathbf{x}, \tau_n)\epsilon$
 $\mathbf{x} \leftarrow \mathcal{D}_{\theta}(\mathbf{z}_{\tau_n}, \tau_n)$
end for
Output: \mathbf{x}

4 Experiments

In this section, we report experimental results on common image benchmarks. We use Frechet Inception Distance (FID) (Heusel et al., 2017) as an evaluation metric, both on 50k samples from the models and on encoded-decoded training images using the whole dataset, to evaluate generative and reconstruction performance. For CoVAE, we always use $t = \sigma_{\min}$ to compute the reconstruction FID. We provide additional visualizations and samples from our models in Appendix D.

4.1 MNIST

As a simple benchmark, we compare the results from an equivalent VAE, β -VAE and CoVAE on MNIST (Deng, 2012), where we train a model with a 7×7 latent space and one channel ($16 \times$ compression rate). The models were trained for 400k iterations with batch size 128 and EMA rate 0.9999. CoVAE was trained with the hyperparameters described in Appendix B. From the results in table 1, we can see how CoVAE shows significantly improved results without having to trade-off generation and reconstruction like in β -VAEs, confirming the benefits of the bootstrapped

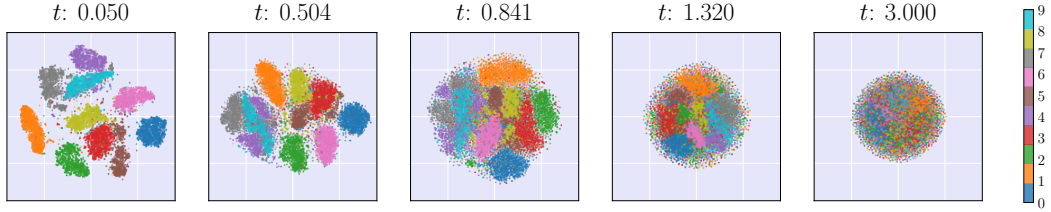


Figure 3: t-SNE embedding of samples from the encoded latents for 10k MNIST images at different time steps, with consistent per-sample noise mask across the time steps.

time-dependent objective. To further analyze the behavior of the learned time-dependent latent representation, we show in figure 3 the result of 2D t-SNE (Van der Maaten & Hinton, 2008) on samples from the embedding of 10k images from the training set for different time steps, with the same noise mask used for sampling across different time steps. From small time steps, the samples from each class are embedded in well separated areas, while they gradually become more random as time increases. Additional latent space visualizations are reported in Appendix D.1, figure 7. Similarly, in figure 4 we show the Signal-to-Noise Ratio (SNR) of the learned latent space averaged over the same 10k image embeddings. From the plot, we can see how the average SNR transitions from a very large value corresponding to almost no noise, to a value close to zero approaching pure noise in latent space.

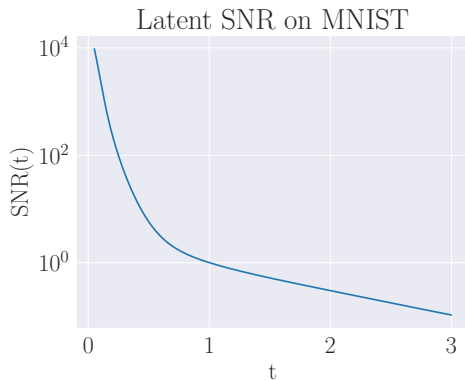


Figure 4: SNR of the latent space for the trained CoVAE model over the different time steps.

FID (\downarrow) on MNIST			
	1 step	2 steps	Rec.
VAE	17.2	-	21.17
β -VAE ($\beta = 0.5$)	13.24	-	16.56
CoVAE (ours)	5.62	3.83	2.19

Table 1: FID results (lower is better) for CoVAE and VAE baselines on MNIST.

4.2 CIFAR-10

We use CIFAR-10 (Krizhevsky et al., 2009) to assess the generative performance of CoVAE, as it is a common image benchmark for DGMs. We refer the reader to Appendix B for a description of all the hyperparameters used, and to Appendix C.1 for an ablation over different configurations used for CoVAE, including a comparison with and without the boundary conditions from equation 13. In the following, we train our models using the 112M parameters configuration (meaning that the decoder has roughly the same number of parameters as the architectures commonly used in CMs for CIFAR-10) and batch size 1024. For the baselines and CoVAE, we use a 1024-dimensional latent space. To further improve the generative performance, we train CoVAE with a patch-based adversarial loss \mathcal{L}_{adv} like in (Esser et al., 2021; Rombach et al., 2022). In table 2 we report the results obtained with our model, compared to the VAE and β -VAE baselines, as well as NVAE (Vahdat & Kautz, 2020) and DC-VAE (Parmar et al., 2021). These baselines were chosen as they are the best performing VAE-based methods using a single stage training procedures and without training a separate prior to sample from. See Appendix A for a more detailed discussion about the baselines, and Appendix C.2 for a comparison with a broader selection of models. CoVAE significantly outperforms the equivalent VAE and β -VAE baselines, and outperforms both NVAE and DC-VAE, and the additional adversarial

loss further improves generative and reconstruction performance. Two-steps samples from CoVAE w/ \mathcal{L}_{adv} are shown in figure 5.

FID (\downarrow) on CIFAR-10				FID (\downarrow) on CelebA 64			
Model	1 step	2 steps	Rec.	Model	1 step	2 steps	Rec.
VAE	96.09	-	60.76	NVAE	14.74	-	-
β -VAE ($\beta = 0.1$)	66.79	-	30.23	DC-VAE	19.9*	-	14.3*
NVAE	23.49	-	2.67	CoVAE w/ \mathcal{L}_{adv} (ours)	8.27	7.15	4.90
DC-VAE	17.9	-	21.4	*DC-VAE reports results on 128×128 resolution.			
CoVAE (ours)	17.21	14.06	2.36				
CoVAE w/ \mathcal{L}_{adv} (ours)	11.69	9.82	2.15				

Table 2: FID (\downarrow) on CIFAR-10 (left) and CelebA 64 (right). Lower is better. "Rec." is Reconstruction FID.

4.3 CelebA 64 and image manipulation

We further test CoVAE on CelebA Liu et al. (2015) resized to 64×64 , as it is another common baseline for VAE-based methods. Also here we use CoVAE with $\times 3$ compression rate, corresponding of latent space of 4096 dimensions. We report the FID results in table 2. CoVAE achieves high sample quality and reconstruction compared to the baselines, with samples shown in figure 1. Similarly to other VAE-based models, the latent space learned by CoVAE can be used for image manipulation. However, in our case we have access to a time-dependent latent space, which allows to trade-off between faithful reconstruction and disentanglement in latent space. We show the effect of latent space interpolation at different time steps in figure 5, and provide a comprehensive analysis in Appendix D.

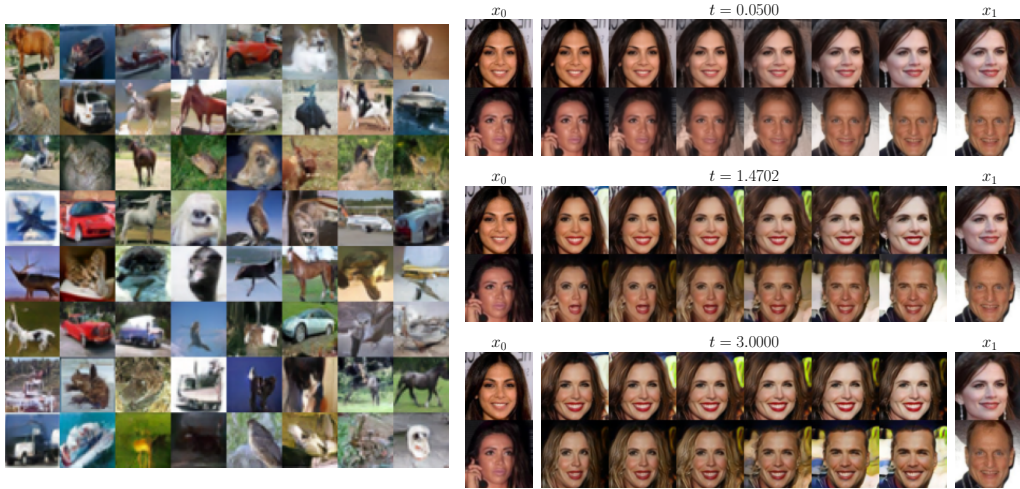


Figure 5: (Left) 2-step samples from CIFAR-10 with CoVAE w/ \mathcal{L}_{adv} . (Right) Latent interpolation on CelebA with different interpolation strengths.

5 Related Work

Single and few-steps generative models: Recently, many single or few-step generative models that can retain the generative performance of diffusion models have emerged, such as Consistency Models (Song et al., 2023; Song & Dhariwal, 2024; Geng et al., 2025b; Lu & Song, 2025; Dao et al., 2025), Shortcut Models (Frans et al., 2025), Inductive Model Matching (Zhou et al., 2025) and MeanFlow (Geng et al., 2025a), and have also been used as priors for pretrained VAEs, further reducing sampling time while retaining comparable generative performance. With our method, we aim to show that despite the success obtained by two-stage training procedures, it is possible to obtain a competitive

VAE with a single training stage and simple prior and posterior distributions. To an extent, CoVAE can be seen as a way to unify latent CMs and pretrained VAE into a single model.

Learning the forward process: Several works have explored learning data-dependent forward processes in ambient space: Nielsen et al. (2024) use an encoder to parameterize the noise injection, Bartosh et al. (2024a) learn the drift and diffusion terms of the SDE directly, while Bartosh et al. (2024b) further extend this by combining invertible flows with diffusion for exact likelihoods. Unlike these methods, which still rely on separate score models or iterative sampling in data space, CoVAE learns a progressive noising process directly in latent space and unifies encoding, noising, and decoding within a single time-dependent VAE trained with a consistency objective. Other methods (Pooladian et al., 2023; Liu et al., 2023; Lee et al., 2023; Albergo et al., 2024; Li et al., 2024; Silvestri et al., 2025) implicitly alter the forward process by introducing a coupling between data and noise. Among these, Lee et al. (2023); Silvestri et al. (2025) use a neural network to learn the data-noise coupling in a VAE-style formulation, showing similarities to CoVAE, especially Silvestri et al. (2025) which applies this idea in the context of CMs. However, all these methods remain restricted to the ambient space, while CoVAE jointly learns the latent mapping and the forward process directly in latent space, including the latent-to-noise coupling.

Using a time-dependent VAE: Some recent works employ a time-dependent VAE architecture similar to ours. Specifically, Batzolis et al. (2023) uses a time-dependent encoder in combination with a pretrained score model which can be directly used as a decoder, effectively obtaining an improved VAE method, but still requiring the iterative sampling procedure of DMs. The work from Uppal et al. (2025) also uses a time dependent β -VAE regularized to obtain a latent space that transitions to isotropic Gaussian as time increases. However, they then need to train a non-linear diffusion model in such a latent space, falling in the two-stage training procedures, and require several steps for sampling. Compared to these methods, we solely rely on the time-dependent VAE, and can perform generation in one or few steps.

6 Conclusions

In this work, we have introduced CoVAE, a unified, single-stage training framework that combines VAEs with a consistency-based decoder loss to enable high-quality one- or few-step sampling, without resorting to complex priors or multi-stage training. We further provided a set of design choices for training, achieving high sample quality on image generation benchmarks.

Limitations and future work: While CoVAE shows promising results, we highlight here the main limitations and possible directions for further improvement. A limitation compared to VAEs is that with our formulation we cannot easily compute a tight evidence lower bound, making it non-trivial to evaluate the data log-likelihood.

The proposed training strategy was mainly driven by empirical evaluations, and relies on hyper-parameters such as weighting functions and discretization scheme. Deriving more principled design choices could lead to a simpler training procedure as well as improved performance. The chosen architecture is similar to the one used in latent diffusion (Rombach et al., 2022), but recent works (Skorokhodov et al., 2025; Chen et al., 2025) show how improving the architecture leads to substantial boost in generative performance, efficiency, and compressibility. We believe that designing an ad-hoc architecture for CoVAE could bring similar benefits. Finally, there have been many improvements in the training techniques of Consistency Models, and integrating some strategies with CoVAE such as initializing from a pretrained model (Geng et al., 2025b), focusing the training on later time steps (Lee et al., 2025), and using a continuous formulation (Lu & Song, 2025) could lead to superior results.

The close structural similarities between CoVAEs and VAEs suggest that performance can also be improved using well known VAE approaches such as the use of structured prior and posterior models. In particular, hierarchical approaches have proven to be very effective in VAEs Vahdat & Kautz (2020) and could lead to substantial improvements in CoVAE generative performance. Note that any pre-existing VAE architecture can be extended for CoVAE training by simply adding time conditioning.

Acknowledgments

OnePlanet Research Center acknowledges the support of the Province of Gelderland. This work used the Dutch national e-infrastructure with the support of the SURF Cooperative using grant no. EINF-12705.

References

- Michael Samuel Albergo, Mark Goldstein, Nicholas Matthew Boffi, Rajesh Ranganath, and Eric Vanden-Eijnden. Stochastic interpolants with data-dependent couplings. In *International Conference on Machine Learning*, pp. 921–937. PMLR, 2024.
- Jimmy Lei Ba, Jamie Ryan Kiros, and Geoffrey E Hinton. Layer normalization. *arXiv preprint arXiv:1607.06450*, 2016.
- Grigory Bartosh, Dmitry Vetrov, and Christian A. Naesseth. Neural diffusion models. In *Forty-first International Conference on Machine Learning*, 2024a. URL <https://openreview.net/forum?id=xzX7kf486K>.
- Grigory Bartosh, Dmitry Vetrov, and Christian A. Naesseth. Neural flow diffusion models: Learnable forward process for improved diffusion modelling. In *The Thirty-eighth Annual Conference on Neural Information Processing Systems*, 2024b. URL <https://openreview.net/forum?id=Z0wIbVTBXc>.
- Georgios Batzolis, Jan Stanczuk, and Carola-Bibiane Schönlieb. Variational diffusion auto-encoder: Latent space extraction from pre-trained diffusion models. *arXiv preprint arXiv:2304.12141*, 2023.
- Yoshua Bengio, Aaron Courville, and Pascal Vincent. Representation learning: A review and new perspectives. *IEEE transactions on pattern analysis and machine intelligence*, 35(8):1798–1828, 2013.
- David Berthelot, Arnaud Autef, Jierui Lin, Dian Ang Yap, Shuangfei Zhai, Siyuan Hu, Daniel Zheng, Walter Talbott, and Eric Gu. Tract: Denoising diffusion models with transitive closure time-distillation. *arXiv preprint arXiv:2303.04248*, 2023.
- Andrew Brock, Jeff Donahue, and Karen Simonyan. Large scale gan training for high fidelity natural image synthesis. In *International Conference on Learning Representations*, 2019.
- Bradley CA Brown, Anthony L Caterini, Brendan Leigh Ross, Jesse C Cresswell, and Gabriel Loaiza-Ganem. Verifying the union of manifolds hypothesis for image data. In *The Eleventh International Conference on Learning Representations*, 2023.
- Christopher P Burgess, Irina Higgins, Arka Pal, Loic Matthey, Nick Watters, Guillaume Desjardins, and Alexander Lerchner. Understanding disentangling in beta-vae. *Advances in neural information processing systems*, 2018.
- Junyu Chen, Han Cai, Junsong Chen, Enze Xie, Shang Yang, Haotian Tang, Muyang Li, and Song Han. Deep compression autoencoder for efficient high-resolution diffusion models. In *The Thirteenth International Conference on Learning Representations*, 2025. URL <https://openreview.net/forum?id=wH8XXUOUZU>.
- Ricky TQ Chen, Jens Behrmann, David K Duvenaud, and Jörn-Henrik Jacobsen. Residual flows for invertible generative modeling. *Advances in Neural Information Processing Systems*, 32, 2019.
- Rewon Child. Very deep vaes generalize autoregressive models and can outperform them on images. In *International Conference on Learning Representations*, 2021.
- Quan Dao, Khanh Doan, Di Liu, Trung Le, and Dimitris N. Metaxas. Improved training technique for latent consistency models. In *The Thirteenth International Conference on Learning Representations*, 2025. URL <https://openreview.net/forum?id=PQjZes6vFV>.
- Li Deng. The mnist database of handwritten digit images for machine learning research. *IEEE Signal Processing Magazine*, 29(6):141–142, 2012.

- Patrick Esser, Robin Rombach, and Bjorn Ommer. Taming transformers for high-resolution image synthesis. In *Proceedings of the IEEE/CVF conference on computer vision and pattern recognition*, pp. 12873–12883, 2021.
- Patrick Esser, Sumith Kulal, Andreas Blattmann, Rahim Entezari, Jonas Müller, Harry Saini, Yam Levi, Dominik Lorenz, Axel Sauer, Frederic Boesel, et al. Scaling rectified flow transformers for high-resolution image synthesis. In *Forty-first international conference on machine learning*, 2024.
- Kevin Frans, Danijar Hafner, Sergey Levine, and Pieter Abbeel. One step diffusion via shortcut models. In *The Thirteenth International Conference on Learning Representations*, 2025. URL <https://openreview.net/forum?id=0lzB6LnXcS>.
- Zhengyang Geng, Mingyang Deng, Xingjian Bai, J Zico Kolter, and Kaiming He. Mean flows for one-step generative modeling. *arXiv preprint arXiv:2505.13447*, 2025a.
- Zhengyang Geng, Ashwini Pople, Weijian Luo, Justin Lin, and J Zico Kolter. Consistency models made easy. In *The Thirteenth International Conference on Learning Representations*, 2025b. URL <https://openreview.net/forum?id=xQVxo9dSID>.
- Ian Goodfellow, Jean Pouget-Abadie, Mehdi Mirza, Bing Xu, David Warde-Farley, Sherjil Ozair, Aaron Courville, and Yoshua Bengio. Generative adversarial nets. *Advances in neural information processing systems*, 27, 2014.
- Martin Heusel, Hubert Ramsauer, Thomas Unterthiner, Bernhard Nessler, and Sepp Hochreiter. Gans trained by a two time-scale update rule converge to a local nash equilibrium. *Advances in neural information processing systems*, 30, 2017.
- Irina Higgins, Loic Matthey, Arka Pal, Christopher Burgess, Xavier Glorot, Matthew Botvinick, Shakir Mohamed, and Alexander Lerchner. beta-vae: Learning basic visual concepts with a constrained variational framework. In *International conference on learning representations*, 2017.
- Jonathan Ho, Ajay Jain, and Pieter Abbeel. Denoising diffusion probabilistic models. *Advances in neural information processing systems*, 33:6840–6851, 2020.
- Jonathan Ho, Tim Salimans, Alexey Gritsenko, William Chan, Mohammad Norouzi, and David J Fleet. Video diffusion models. *Advances in Neural Information Processing Systems*, 35:8633–8646, 2022.
- Matthew D Hoffman and Matthew J Johnson. Elbo surgery: yet another way to carve up the variational evidence lower bound. In *Workshop in advances in approximate Bayesian inference, NIPS*, volume 1, 2016.
- Tero Karras, Miika Aittala, Janne Hellsten, Samuli Laine, Jaakko Lehtinen, and Timo Aila. Training generative adversarial networks with limited data. *Advances in neural information processing systems*, 33:12104–12114, 2020a.
- Tero Karras, Samuli Laine, Miika Aittala, Janne Hellsten, Jaakko Lehtinen, and Timo Aila. Analyzing and improving the image quality of stylegan. In *Proceedings of the IEEE/CVF conference on computer vision and pattern recognition*, pp. 8110–8119, 2020b.
- Tero Karras, Miika Aittala, Timo Aila, and Samuli Laine. Elucidating the design space of diffusion-based generative models. *Advances in neural information processing systems*, 35:26565–26577, 2022.
- Tero Karras, Miika Aittala, Jaakko Lehtinen, Janne Hellsten, Timo Aila, and Samuli Laine. Analyzing and improving the training dynamics of diffusion models. In *Proceedings of the IEEE/CVF Conference on Computer Vision and Pattern Recognition*, pp. 24174–24184, 2024.
- Dongjun Kim, Chieh-Hsin Lai, Wei-Hsiang Liao, Naoki Murata, Yuhta Takida, Toshimitsu Uesaka, Yutong He, Yuki Mitsufuji, and Stefano Ermon. Consistency trajectory models: Learning probability flow ODE trajectory of diffusion. In *The Twelfth International Conference on Learning Representations*, 2024. URL <https://openreview.net/forum?id=ymjI8feDTD>.

- Diederik Kingma, Tim Salimans, Ben Poole, and Jonathan Ho. Variational diffusion models. *Advances in neural information processing systems*, 34:21696–21707, 2021.
- Diederik P Kingma. Auto-encoding variational bayes. *International Conference on Learning Representations*, 2013.
- Durk P Kingma and Prafulla Dhariwal. Glow: Generative flow with invertible 1x1 convolutions. *Advances in neural information processing systems*, 31, 2018.
- Durk P Kingma, Tim Salimans, Rafal Jozefowicz, Xi Chen, Ilya Sutskever, and Max Welling. Improved variational inference with inverse autoregressive flow. *Advances in neural information processing systems*, 29, 2016.
- Ivan Kobyzev, Simon JD Prince, and Marcus A Brubaker. Normalizing flows: An introduction and review of current methods. *IEEE transactions on pattern analysis and machine intelligence*, 43 (11):3964–3979, 2020.
- Alex Krizhevsky, Geoffrey Hinton, et al. Learning multiple layers of features from tiny images. 2009.
- Sangyun Lee, Beomsu Kim, and Jong Chul Ye. Minimizing trajectory curvature of ode-based generative models. In *International Conference on Machine Learning*, pp. 18957–18973. PMLR, 2023.
- Sangyun Lee, Yilun Xu, Tomas Geffner, Giulia Fanti, Karsten Kreis, Arash Vahdat, and Weili Nie. Truncated consistency models. In *The Thirteenth International Conference on Learning Representations*, 2025. URL <https://openreview.net/forum?id=ZYDEJEvCbv>.
- Yiheng Li, Heyang Jiang, Akio Kodaira, Masayoshi Tomizuka, Kurt Keutzer, and Chenfeng Xu. Immiscible diffusion: Accelerating diffusion training with noise assignment. In *The Thirty-eighth Annual Conference on Neural Information Processing Systems*, 2024. URL <https://openreview.net/forum?id=kK23oMGe9g>.
- Yaron Lipman, Ricky T. Q. Chen, Heli Ben-Hamu, Maximilian Nickel, and Matthew Le. Flow matching for generative modeling. In *The Eleventh International Conference on Learning Representations*, 2023. URL <https://openreview.net/forum?id=PqvMRDCJT9t>.
- Xingchao Liu, Chengyue Gong, and qiang liu. Flow straight and fast: Learning to generate and transfer data with rectified flow. In *The Eleventh International Conference on Learning Representations*, 2023. URL <https://openreview.net/forum?id=XVjTT1nw5z>.
- Ziwei Liu, Ping Luo, Xiaogang Wang, and Xiaoou Tang. Deep learning face attributes in the wild. In *Proceedings of International Conference on Computer Vision (ICCV)*, December 2015.
- Gabriel Loaiza-Ganem, Brendan Leigh Ross, Rasa Hosseinzadeh, Anthony L Caterini, and Jesse C Cresswell. Deep generative models through the lens of the manifold hypothesis: A survey and new connections. *Transactions on Machine Learning Research*, 2024.
- Cheng Lu and Yang Song. Simplifying, stabilizing and scaling continuous-time consistency models. In *The Thirteenth International Conference on Learning Representations*, 2025. URL <https://openreview.net/forum?id=LyJi5ugyJx>.
- Cheng Lu, Yuhao Zhou, Fan Bao, Jianfei Chen, Chongxuan Li, and Jun Zhu. Dpm-solver: A fast ode solver for diffusion probabilistic model sampling in around 10 steps. *Advances in Neural Information Processing Systems*, 35:5775–5787, 2022.
- Cheng Lu, Yuhao Zhou, Fan Bao, Jianfei Chen, Chongxuan Li, and Jun Zhu. Dpm-solver++: Fast solver for guided sampling of diffusion probabilistic models. *Machine Intelligence Research*, pp. 1–22, 2025.
- Lars Maaløe, Marco Fraccaro, Valentin Liévin, and Ole Winther. Biva: A very deep hierarchy of latent variables for generative modeling. *Advances in neural information processing systems*, 32, 2019.

- Beatrix Miranda Ginn Nielsen, Anders Christensen, Andrea Dittadi, and Ole Winther. Diffenc: Variational diffusion with a learned encoder. In *The Twelfth International Conference on Learning Representations*, 2024. URL <https://openreview.net/forum?id=8nxy1bQWTG>.
- Kushagra Pandey, Avideep Mukherjee, Piyush Rai, and Abhishek Kumar. Diffusevae: Efficient, controllable and high-fidelity generation from low-dimensional latents. *Transactions on Machine Learning Research*, 2022.
- George Papamakarios, Eric Nalisnick, Danilo Jimenez Rezende, Shakir Mohamed, and Balaji Lakshminarayanan. Normalizing flows for probabilistic modeling and inference. *Journal of Machine Learning Research*, 22(57):1–64, 2021.
- Gaurav Parmar, Dacheng Li, Kwonjoon Lee, and Zhuowen Tu. Dual contradistinctive generative autoencoder. In *Proceedings of the IEEE/CVF Conference on Computer Vision and Pattern Recognition*, pp. 823–832, 2021.
- Dustin Podell, Zion English, Kyle Lacey, Andreas Blattmann, Tim Dockhorn, Jonas Müller, Joe Penna, and Robin Rombach. Sdxl: Improving latent diffusion models for high-resolution image synthesis. In *The Twelfth International Conference on Learning Representations*, 2024.
- Aram-Alexandre Pooladian, Heli Ben-Hamu, Carles Domingo-Enrich, Brandon Amos, Yaron Lipman, and Ricky TQ Chen. Multisample flow matching: Straightening flows with minibatch couplings. In *International Conference on Machine Learning*, pp. 28100–28127. PMLR, 2023.
- Phil Pope, Chen Zhu, Ahmed Abdelkader, Micah Goldblum, and Tom Goldstein. The intrinsic dimension of images and its impact on learning. In *International Conference on Learning Representations*, 2021. URL <https://openreview.net/forum?id=XJk19XzGq2J>.
- Danilo Rezende and Shakir Mohamed. Variational inference with normalizing flows. In *International conference on machine learning*, pp. 1530–1538. PMLR, 2015.
- Danilo Jimenez Rezende, Shakir Mohamed, and Daan Wierstra. Stochastic backpropagation and approximate inference in deep generative models. In *International conference on machine learning*, pp. 1278–1286. PMLR, 2014.
- Robin Rombach, Andreas Blattmann, Dominik Lorenz, Patrick Esser, and Björn Ommer. High-resolution image synthesis with latent diffusion models. In *Proceedings of the IEEE/CVF conference on computer vision and pattern recognition*, pp. 10684–10695, 2022.
- Olaf Ronneberger, Philipp Fischer, and Thomas Brox. U-net: Convolutional networks for biomedical image segmentation. In *Medical image computing and computer-assisted intervention—MICCAI 2015: 18th international conference, Munich, Germany, October 5-9, 2015, proceedings, part III 18*, pp. 234–241. Springer, 2015.
- Mihaela Rosca, Balaji Lakshminarayanan, and Shakir Mohamed. Distribution matching in variational inference. *arXiv preprint arXiv:1802.06847*, 2018.
- David Ruhe, Jonathan Heek, Tim Salimans, and Emiel Hoogeboom. Rolling diffusion models. In *Proceedings of the 41st International Conference on Machine Learning*, pp. 42818–42835, 2024.
- Tim Salimans and Jonathan Ho. Progressive distillation for fast sampling of diffusion models. In *International Conference on Learning Representations*, 2022.
- Gianluigi Silvestri, Luca Ambrogioni, Chieh-Hsin Lai, Yuhta Takida, and Yuki Mitsufuji. VCT: Training consistency models with variational noise coupling. In *Forty-second International Conference on Machine Learning*, 2025. URL <https://openreview.net/forum?id=CMoX0BEsDs>.
- Abhishek Sinha, Jiaming Song, Chenlin Meng, and Stefano Ermon. D2c: Diffusion-decoding models for few-shot conditional generation. *Advances in Neural Information Processing Systems*, 34: 12533–12548, 2021.
- Ivan Skorokhodov, Sharath Girish, Benran Hu, Willi Menapace, Yanyu Li, Rameen Abdal, Sergey Tulyakov, and Aliaksandr Siarohin. Improving the diffusability of autoencoders. In *Forty-second International Conference on Machine Learning*, 2025. URL <https://openreview.net/forum?id=2hEDcA7xy4>.

- Jascha Sohl-Dickstein, Eric Weiss, Niru Maheswaranathan, and Surya Ganguli. Deep unsupervised learning using nonequilibrium thermodynamics. In *International conference on machine learning*, pp. 2256–2265. PMLR, 2015.
- Casper Kaae Sønderby, Tapani Raiko, Lars Maaløe, Søren Kaae Sønderby, and Ole Winther. Ladder variational autoencoders. *Advances in neural information processing systems*, 29, 2016.
- Jiaming Song, Chenlin Meng, and Stefano Ermon. Denoising diffusion implicit models. In *International Conference on Learning Representations*, 2021a. URL <https://openreview.net/forum?id=St1giarCHLP>.
- Yang Song and Prafulla Dhariwal. Improved techniques for training consistency models. In *The Twelfth International Conference on Learning Representations*, 2024.
- Yang Song, Jascha Sohl-Dickstein, Diederik P Kingma, Abhishek Kumar, Stefano Ermon, and Ben Poole. Score-based generative modeling through stochastic differential equations. In *International Conference on Learning Representations*, 2021b.
- Yang Song, Prafulla Dhariwal, Mark Chen, and Ilya Sutskever. Consistency models. In *International Conference on Machine Learning*, pp. 32211–32252. PMLR, 2023.
- Jan Pawel Stanczuk, Georgios Batzolis, Teo Deveney, and Carola-Bibiane Schönlieb. Diffusion models encode the intrinsic dimension of data manifolds. In *International Conference on Machine Learning*, 2024.
- Anshuk Uppal, Yuhta Takida, Chieh-Hsin Lai, and Yuki Mitsufuji. Denoising multi-beta vae: Representation learning for disentanglement and generation, 2025. URL <https://arxiv.org/abs/2507.06613>.
- Arash Vahdat and Jan Kautz. Nvae: A deep hierarchical variational autoencoder. *Advances in neural information processing systems*, 33:19667–19679, 2020.
- Arash Vahdat, Karsten Kreis, and Jan Kautz. Score-based generative modeling in latent space. *Advances in neural information processing systems*, 34:11287–11302, 2021.
- Laurens Van der Maaten and Geoffrey Hinton. Visualizing data using t-sne. *Journal of machine learning research*, 9(11), 2008.
- Enrico Ventura, Beatrice Achilli, Gianluigi Silvestri, Carlo Lucibello, and Luca Ambrogioni. Manifolds, random matrices and spectral gaps: The geometric phases of generative diffusion. *International Conference on Learning Representations*, 2025.
- Zhisheng Xiao, Karsten Kreis, Jan Kautz, and Arash Vahdat. Vaebm: A symbiosis between variational autoencoders and energy-based models. In *International Conference on Learning Representations*, 2021.
- Kaiwen Zheng, Cheng Lu, Jianfei Chen, and Jun Zhu. Dpm-solver-v3: Improved diffusion ode solver with empirical model statistics. *Advances in Neural Information Processing Systems*, 36: 55502–55542, 2023.
- Linqi Zhou, Stefano Ermon, and Jiaming Song. Inductive moment matching. In *Forty-second International Conference on Machine Learning*, 2025. URL <https://openreview.net/forum?id=pwNSUo7yUb>.

A A broader discussion on CoVAE and related methods

In this section, we provide a comprehensive comparison between CoVAE and other related methods in the literature. The main objective of this work was to develop a competitive generative model, that could generate samples with one or few steps while trained with an end-to-end procedure and with latent spaces of arbitrary dimensions. At its core, CoVAE is an extension of β -VAEs, by learning several latent representations with increasing disentanglement, and using the bootstrapped reconstruction loss from CMs. From our experiments, it is clear how our formulation is superior to VAEs and β -VAEs with equivalent architecture. As additional baselines, we have included NVAE (Vahdat & Kautz, 2020), which is a powerful hierarchical VAE using a complex architecture including several normalizing flows. Due to the hierarchical nature, NVAE’s latent dimensionality is generally much larger than the ambient space. CoVAE performs significantly better than NVAE, despite the simpler architecture and smaller latent dimensionality. We believe that the CM-like reconstruction loss could be beneficial to NVAE and similar hierarchical models, but we leave this exploration for future work. Another baseline included in our evaluation is DC-VAE (Parmar et al., 2021), as it uses a one-stage training procedure and a simple prior. Differently to our approach, DC-VAE can achieve great results with a much smaller latent representation (128 for CIFAR-10, 512 for CelebA) thanks to the combination of contrastive and adversarial losses. However, CoVAE can outperform DC-VAE even without adversarial loss, and the reconstruction quality obtained by DC-VAE is generally poor.

Regarding the performance comparison between two-stage latent models and CoVAE, we could not find many baselines using our same datasets. However, there are a few methods that report results for CIFAR-10 and CelebA 64, namely LSGM (Vahdat et al., 2021), VAEBM (Xiao et al., 2021), D2C (Sinha et al., 2021) and DiffuseVAE (Pandey et al., 2022). Notably, LSGM is also a single-stage training procedure, even though it still uses separate models for autoencoder and diffusion prior. They achieve an FID of 2.10 on CIFAR-10 with 138 function evaluations. VAEBM is a two stage training procedure combining NVAE with an energy based model prior. At inference, they to run an MCMC chain to sample from the prior. They achieve 12.19 FID on CIFAR-10 and 5.31 FID on CelebA 64. D2C combines a VAE with a diffusion prior and a contrastive loss. They achieve 10.11 FID on CIFAR-10 with 59 function evaluations, and 5.7 FID on CelebA 64 with 100 NFE. Finally, DiffuseVAE is also a latent diffusion model with a diffusion prior, and achieves 2.62 FID on CIFAR-10 and 3.97 on CelebA 64, with 1000 sampling steps from the prior. In comparison CoVAE still outperforms some of these models on CIFAR-10, and on CelebA 64 can perform comparably to VAEBM and D2C while requiring significantly less computation.

Compared to single stage models for few-steps sampling like Consistency Models, Shortcut Models, Inductive Model Matching, and MeanFlows, CoVAE achieves worse FID results. However, the aforementioned models are restricted to work in ambient space, making it hard scale to high-dimensional datasets unless used in combination with a pretrained autoencoder. The disadvantages of the two-stage models over CoVAE is the need for more training budget and memory (VAE model + prior model), and, perhaps less relevant, the need for more sampling steps. In fact, even for one step latent CMs, generating samples requires one forward from the prior and one from the decoder, while CoVAE requires only one decoder pass. However, for two-steps sampling, CoVAE requires three function evaluations, decoder, encoder, and decoder again, while latent CM requires two forward passes from the prior and one from the decoder. Whether or not it is an advantage to use CoVAE in this scenario depends on the specific architectural choices and the quality of the resulting samples. Similarly, training the VAE for latent models is generally faster than training CoVAE, so the one stage training procedure is advantageous only when training CoVAE is faster than training VAE + prior, which can become challenging to achieve for high-dimensional data.

B Experimental Details

B.1 Design choices for training CoVAE

Training CoVAE requires a number of design choices which we discuss here. Similarly to discrete CMs, we have to choose discretization strategy, timestep distribution, weighting functions $\lambda(t)$, $\beta(t)$ and $\lambda_d(t)$, the scalar functions $c_{\text{in}}(t)$, $c_{\text{skip}}(t)$ and $c_{\text{out}}(t)$, and minimum and maximum time values σ_{min} and σ_{max} . For the discretization strategy, we reuse the discretization introduced in Karras et al.

(2022) and used in Song et al. (2023) for consistency training:

$$t_i = \left(\sigma_{\min}^{1/\rho} + \frac{i-1}{N(k)-1} \left(\sigma_{\max}^{1/\rho} - \sigma_{\min}^{1/\rho} \right) \right)^\rho, \quad (15)$$

where ρ is a scalar hyperparameter controlling the "linearity" of the discretization ($\rho = 1$ results in a linear discretization, while increasing ρ transitions towards logarithmic), $k \in [0, K]$ is the current training iteration, K is the total training iterations, $i \in [1, N(k)]$ is the discretization step and $N(k)$ is a discretization curriculum returning the number of discretization steps at the current iteration. As $N(k)$ we choose to use the exponential curriculum from Song & Dhariwal (2024):

$$N(k) = \min \left(s_0 2^{\lfloor \frac{k}{K'} \rfloor}, s_1 \right) + 1, \quad K' = \left\lfloor \frac{K}{\log_2 \lfloor s_1/s_0 \rfloor + 1} \right\rfloor, \quad (16)$$

where $s_0 = 2$ and $s_1 = 256$ are initial and final number of steps respectively. During training, we sample time steps uniformly from the given discretization. In CMs, $t_1 = \sigma_{\min}$ is the minimum value that the time steps can assume, and the boundary conditions impose the identity at t_1 . In CoVAE, we additionally add $t_0 = 0$ to the time steps and apply the boundary condition at t_0 . This allows us to choose exactly σ_{\min} as the first time step used by the encoder (while in CMs σ_{\min} is never actually used as the boundary condition applies). After an initial tuning phase (details in B.4), we choose $\sigma_{\min} = 0.05$, $\sigma_{\max} = 3$, $\rho = 7$, $\beta(t) = t^2$ and $\lambda(t) = 1/t$. We always set $c_{\text{skip}}(t) = 1$ (using the derivation in section E.1.3 as a guideline), $c_{\text{in}}(t) = 1$, while for $c_{\text{out}}(t)$ and $\lambda_d(t)$, we use linear interpolations:

$$c_{\text{out}}(t) = \frac{t - \sigma_{\min}}{\sigma_{\max} - \sigma_{\min}}, \quad \lambda_d(t) = c_d + (1 - c_d) \left(1 - \frac{t - \sigma_{\min}}{\sigma_{\max} - \sigma_{\min}} \right), \quad (17)$$

where $c_d = 0.1$ is used to reduce the effect of the average decoder loss as t increases, to avoid conflict with the consistency loss. These linear weights are chosen empirically as we do not have an analytic expression for the SNR. The time t is processed as $\log(t)/4$ like in Karras et al. (2022). For the decoder loss, we use the pseudo-huber loss defined like in Song & Dhariwal (2024), while for the average decoder we use the L2 loss. We train all the models for $400k$ iterations with Exponential Moving Average of the weights (EMA), with rate $\mu_{\text{EMA}} = 0.9999$. During training, we make sure that the network uses the same dropout mask for target and prediction computation, as commonly done in CMs. As architecture, we reuse DDPM++ (Ho et al., 2020; Karras et al., 2022) which is based on U-Net (Ronneberger et al., 2015), but without the skip connections between different latent resolutions, effectively obtaining a non-hierarchical time-dependent VAE architecture, where the latent dimensionality is defined by the spatial resolution and channels after encoding. We reuse also the middle block and 1×1 convolution from Rombach et al. (2022). Following Lu & Song (2025), we replace the Adaptive Group Normalization with Adaptive Double Normalization. The latent size is defined by an the number of channels z_{ch} multiplied by the spatial resolution after the encoder. The encoder reduces spatial dimensionality by 8 for MNIST and CIFAR-10, and by 16 for CelebA 64.

B.2 Adversarial Loss

The adversarial loss is used only after k_w warm-up steps, which we set to be half of the training iterations, and is multiplied by a scaling factor:

$$\lambda_{\text{adv}}(k, t) = \lambda(t) \frac{k - k_w}{K - k_w} * \lambda_{\text{adv}} * \mathbb{I} \left(t > \frac{\sigma_{\max}(k - k_w)}{K - k_w} \right), \quad (18)$$

where k is the current training iteration, $\lambda(t)$ is the same time weighting function used for the CoVAE loss, $\lambda_{\text{adv}} = 0.05$ is a constant hyperparameter, and $\mathbb{I}(\cdot)$ is a gate function which applies the adversarial loss to time steps progressively as the iterations increase. The rationale behind the gating is that smaller time steps are better approximations of the data earlier during training.

B.3 Network configurations

In section C.1 we use different configurations for the neural network in the ablation for different network size. The network differ for the channel multipliers and number of residual blocks as follows:

- Model with 35.8M parameters: Channel multipliers = $[2, 2, 2]$, residual blocks = 2;

- Model with 54.2M parameters: Channel multipliers = [2, 2, 2], residual blocks = 4;
- Model with 94M parameters: Channel multipliers = [2, 2, 4], residual blocks = 2.

We report in table 3 the hyperparameters used for the models in section 4. All our models are trained with precision BFloat16. For training, we use the random seed 42, while for evaluation we set it to 32.

Model Setups	MNIST	CIFAR-10	CelebA 64
Model Channels	64	128	128
N° of ResBlocks	2	4	2
Attention Resolution	[14]	[16,8]	[16,8]
Channel multiplier	[2, 2, 2]	[2, 2, 4]	[1, 2, 2, 4]
Model capacity	8M	112M	81.7M
Latent size	49	1024	4096
Discriminator Capacity	-	3M	3.7M
Encoder GFLOPs	1.4	17.4	15.0
Decoder GFLOPs	2.5	25.3	37.1
Training Details			
Minibatch size	128	1024	800
Batch per device	128	512	400
Iterations	400k	400k	400k
Dropout probability	20%	20%	20%
Optimizer	RAdam	RAdam	RAdam
Learning rate	0.0001	0.0001	0.0001
EMA rate	0.9999	0.9999	0.9999
Gradient clip value	200	200	200
Number of GPUs	1	2	2
GPU types	A100	H100	H100

Table 3: Model configurations and training details for CoVAE for the different datasets.

B.4 Initial tuning phase

To find a suitable set of hyperparameters for CoVAE, we use the architecture with 35.8M parameters with batch size 128 and $3\times$ compression rate on CIFAR-10. In early experiments we used $\lambda(t) = 1/t$ and $\beta(t) = t$, but we found the reconstruction loss to become unstable for small value of t . We therefore changed $\beta(t) = t^2$ to allow for more faithful reconstruction at early time steps without the need to lower σ_{\min} too much. We further did a grid search with the following hyperparameters, with $s_0 = 2$ and $s_1 = 256$:

- $\sigma_{\min} = [0.01, 0.05, 0.1, 0.2]$;
- $\sigma_{\max} = [1, 1.5, 2, 3, 4, 5]$;
- $\rho = [3, 5, 7]$.

These experiments were run with dropout probability 20%. Afterwards, we experimented with dropout rates [0%, 10%, 20%, 30%] for the best model with $\sigma_{\min} = 0.05$, $\sigma_{\max} = 3$ and $\rho = 7$, and found 20% dropout rate to work best. We use these hyperparameters also on MNIST and CelebA 64 without further tuning. For the β -VAE baseline we tuned β with the same settings, and searched with the values $\beta = [0.05, 0.1, 0.5, 1.5, 2]$, and found $\beta = 0.1$ to work best (while $\beta = 0.5$ worked best for MNIST).

B.5 Multistep sampling

To find the optimal time step for multi-step sampling, we first try all the available steps after training, and select the one that gives the best 2-steps FID. We then repeat the procedure for 3 and 4 steps, keeping fixed the time steps found at the previous iteration. While this might not be optimal for more

than 2 sampling iterations, we believe it can already provide a good enough heuristic for finding good multi-step sampling times. For MNIST, we use $t = 0.8538$ (idx=162) for 2-steps. For CIFAR-10 and CelebA 64 we test 2, 3 and 4 steps, corresponding to 3, 5 and 7 NFEs, and report the FID results and corresponding time steps in table 4. While increasing the sampling steps results in lower FID, the improvements decrease as we use more sampling iterations. Perhaps counterintuitively, in some cases adding an extra sampling iteration achieves improved results when re-adding noise at a bigger time step than the iteration before.

Model, Data	Time steps	Indexes ($\in [1, 257]$)	FID
CoVAE, CIFAR-10	[1.412, 0.6745, 0.7266]	[198, 146, 151]	[14.06, 13.35, 13.01]
CoVAE w/ \mathcal{L}_{adv} , CIFAR-10	[2.4343, 2.3447, 2.0397]	[240, 237, 226]	[9.82, 9.19, 8.83]
CoVAE w/ \mathcal{L}_{adv} , CelebA 64	[1.9376, 2.1193, 2.0659]	[222, 229, 227]	[7.15, 6.98, 6.82]

Table 4: Multistep FID results and corresponding time steps and time indexes. The results are reported as [2-steps, 3-steps, 4-steps] in the corresponding lists.

B.6 Data processing

For all the datasets we rescale the values to be in the range $[-1, 1]$. For CIFAR-10 and CelebA 64 we also apply random horizontal flip with 50% probability. For CelebA 64, we first take the center crop of size 148×148 and then resize to 64×64 as done in Xiao et al. (2021).

C Additional results

C.1 Ablation on CIFAR-10

As a base model, we select an architecture with 32.8M parameters, latent size 1024, and batch size 128. By varying these factors in isolation, we can see the effect of each on the generative performance, measured in FID. The remaining hyperparameters are the same as outlined in Appendix B. We report the results of the ablation in figure 6, where we note how CoVAE greatly benefits from bigger latent size, while also improving as batch size and model parameters increase. In the bottom-right plot, we compare the effect of different losses. The first two bars labeled "L2" and "ph" correspond to training the model without boundary condition from equation 13, and with L2 and pseudo-huber loss respectively. The others are a combination of the two, where for example "L2+ph" means that the average decoder network \hat{x}_θ is trained with L2 loss and the overall decoder \mathcal{D}_θ is trained with pseudo-huber loss. Note that using only the pseudo-huber loss like in the second column usually leads to instabilities, and the model diverges during training.

C.2 Broader comparison on CIFAR-10

We report in table 5 the FID results on CIFAR-10 from a broad selection of generative models, as CIFAR-10 is a commonly used baseline. While many direct generation methods achieve superior quality compared to CoVAE, CoVAE is among the best few-step methods to work in latent space, and without the need for a two-stage training procedure. The NFEs for latent models accounts for function evaluations needed for the prior plus the decoder.

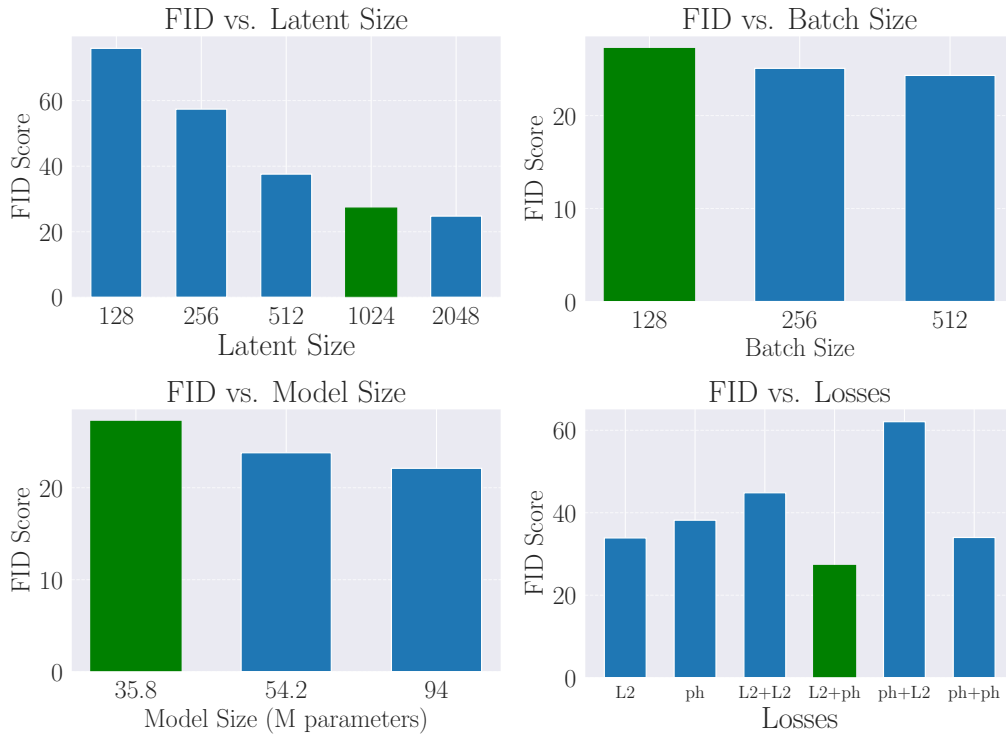


Figure 6: Visualization of the 1-step FID performance (lower is better) for CoVAE with varying hyperparameters. The green bar corresponds to the same run.

METHOD	NFE (\downarrow)	FID (\downarrow)
VAE-Based		
NVAE (Vahdat & Kautz, 2020)	1	23.49
DC-VAE (Parmar et al., 2021)	1	17.9
VAEBM (Xiao et al., 2021)	17	12.19
Diffusion-based		
DDIM (Song et al., 2021a)	10	8.23
	20	6.84
	50	4.67
DPM-Solver (Lu et al., 2022)	10	4.70
DPM-Solver++ (Lu et al., 2025)	10	2.91
DPM-Solver-v3 (Zheng et al., 2023)	10	2.51
Score SDE (Song et al., 2021b)	2000	2.20
DDPM (Ho et al., 2020)	1000	3.17
Flow Matching (Lipman et al., 2023)	142	6.35
EDM (Karras et al., 2022)	35	2.04
Diffusion + VAE		
D2C (Sinha et al., 2021)	11	17.71
	51	10.11
	101	10.15
DiffuseVAE (Pandey et al., 2022)	1001	2.62
LSGM (Vahdat et al., 2021)	147	2.10
Diffusion Distillation		
PD (Salimans & Ho, 2022)	1	8.34
	2	5.58
TRACT (Berthelot et al., 2023)	1	3.78
	2	3.32
CD (LPIPS) (Song et al., 2023)	1	3.55
	2	2.93
sCD (Lu & Song, 2025)	1	3.66
	2	2.52
CTM (Kim et al., 2024)	2	1.87
Direct Generation		
Glow (Kingma & Dhariwal, 2018)	1	48.9
Residual Flow (Chen et al., 2019)	1	46.4
BigGAN (Brock et al., 2019)	1	14.7
StyleGAN2 (Karras et al., 2020b)	1	9.26
StyleGAN2-ADA (Karras et al., 2020a)	1	2.92
CT (LPIPS) (Song et al., 2023)	1	8.70
	2	5.83
iCT (Song & Dhariwal, 2024)	1	2.83
	2	2.46
sCT (Lu & Song, 2025)	1	2.85
	2	2.06
IMM (Zhou et al., 2025)	1	3.20
	2	1.98
MeanFlow (Geng et al., 2025a)	1	2.92
Ours		
CoVAE	1	17.21
	3	14.06
CoVAE w/ \mathcal{L}_{adv}	1	11.69
	3	9.82

Table 5: Comparison of FID performance with a broad selection of generative models.

D Qualitative Results

D.1 Latent space visualization for MNIST

The CoVAE model trained on MNIST has a latent size spatially organized as a 7×7 grid. This allows us to visualize the latents as grayscale images and get a visual understanding of the learned latent dynamics. In figure 7 we show the learned mean and standard deviation for some of the training images, while varying the time step of the embedding. We further pair each image with a latent noise mask, and show the corresponding sample from the encoded distribution. At small time steps, the encoded means resembles a downscaled version of the input images, and the standard deviations are generally small, resulting in samples indistinguishable from the means. As the time step increases, the mean values get closer to zero and the standard deviations closer to one, resulting in posterior samples which are almost identical to the noise mask. Note that it is not necessary for each encoded distribution at time $t = \sigma_{\max}$ to perfectly match the prior, i.e. isotropic Gaussian, but as in VAEs, we need the aggregate posterior to recover the prior.




Figure 7: Visualization of latent space learned by CoVAE for different time steps.

D.2 Generated samples

We report here additional samples from our models, on MNIST in figure 8, CIFAR-10 in figures 9 and 10, and on CelebA 64 in figures 11. Zoom in for best results.



Figure 8: 1-step (FID=5.62, left) and 2-step (FID=3.83, right) generation from CoVAE on MNIST.



Figure 9: 1-step (FID=17.21, left) and 2-step (FID=14.06, right) generation from CoVAE on CIFAR-10.



Figure 10: 1-step (FID=11.69, left) and 2-step (FID=9.82, right) generation from CoVAE w/ \mathcal{L}_{adv} on CIFAR-10.



Figure 11: 1-step (FID=8.27, left) and 2-step (FID=7.15, right) generation from CoVAE w/ \mathcal{L}_{adv} on CelebA 64.

D.3 Latent interpolation on CelebA 64

In this section, we analyze the effect of image latent space interpolation at different time steps, where a scalar value α is used to interpolate between latent vectors z_0 and z_1 sampled from the embeddings of two different images x_0 and x_1 with the same random direction ϵ . We show the reconstructions from the interpolations for different α and different time steps in figures 12 and 13. For small time steps, while the reconstructions without interpolation are almost perfect, we can notice overlapping of the two original images for intermediate values of α , especially for images with very distinct features. As t increases, the reconstructions get further away from the original input, but the interpolations transition smoothly between the two images, indicating better latent space disentanglement.

D.4 Latent manipulation on CelebA 64

Similarly to what done in other VAE works such as Parmar et al. (2021); Pandey et al. (2022), we show some results from latent space manipulation using CelebA 64, as it has 40 annotated binary attributes per image. To add or remove one of such attributes, we first compute an estimate of the latent direction z_a of that attribute by encoding N images with the attribute and N without, sampling from the respective latent spaces, obtaining z_p for positive latent vectors and z_n negatives, and then subtracting the respective means as:

$$z_a = \frac{1}{N} \sum (z_p) - \frac{1}{N} \sum (z_n), \quad (19)$$

where we set $N = 100$. The modified latent of an encoded image that does not have the selected attribute is computed with the following:

$$z' = z + \psi z_a, \quad (20)$$

where ψ is a scalar that regulates the strength of the update. Similarly, to remove an attribute one can simply subtract z_a instead. As CoVAE can obtain latent representations at different time steps, we show the effect of latent manipulation at different time steps and for different manipulation strength in figures 14 and 15, obtained with CoVAE /w \mathcal{L}_{adv} . For the modifications at small time steps to become visible, a bigger ψ is needed, which also seems to introduce some artifacts, but can obtain a faithful reconstruction to the original image. For bigger time steps, the modifications tend to be more visible already with small ψ , and increasing ψ has less visible artifacts, but the reconstructed image is further away from the original input.




Figure 12: The figure shows the reconstruction from latent space interpolation between two data points displayed on the right and left hand side columns. The interpolations are obtained with mixing factor $\alpha \in [0, 0.2, 0.4, 0.6, 0.8, 1]$ from left to right in the central grid. The embeddings are obtained with time step t displayed on top.



Figure 13: Continuation of figure 12 for higher values of t .




Figure 14: Latent space manipulation experiments adding the latent direction for the attribute "Eyeglasses". The first row with $\psi = 0$ corresponds to no manipulation, and is used to show the reference reconstructed embedding.




Figure 15: Latent space manipulation experiments adding the latent direction for the attribute "Blonde". The first row with $\psi = 0$ corresponds to no manipulation, and is used to show the reference reconstructed embedding.

E Alternative formulations for CoVAE

In this section we discuss alternative formulations for CoVAE. We first show how CoVAE can be simplified to reuse components from CMs while being more efficient to train. We then show how CoVAE can be used with discrete data. While these formulations did not match CoVAE’s performance in simple benchmarks, we believe they can be interesting twists on the main framework, and we leave the scaling and improvements of such variants to future work.

E.1 Simplified CoVAE

In its original formulation, CoVAE learns a time-dependent embedding that mimicks the forward processes commonly used in DMs. This mechanism has the downside of heavily relying on the choice of weighting functions $\lambda(t)$ and $\beta(t)$, as well as a careful tuning of σ_{\min} and σ_{\max} . Furthermore, there is no analytic formulation of the SNR at different time steps, which is an important quantity used to design several components for training and sampling with DMs (see for example Kingma et al. (2021)). In this section, we show that the CoVAE formulation can be modified to use standard forward processes commonly used in DMs, while reducing the need for several empirical components. In particular, we can formulate the time-dependent encoder as a combination of an encoder without time dependence and a forward process in latent space:

$$\mathbf{z}_t = a_t \mathcal{E}_\phi(\mathbf{x}) + b_t \epsilon, \quad \epsilon \sim \mathcal{N}(\mathbf{0}, \mathbf{I}) \quad (21)$$

where a_t and b_t are time dependent scalar functions. A valid choice is, for example, $a_t = 1$ and $b_t = t$ like in the Variance Exploding case. With this formulation, the latent space transitions to a Gaussian distribution without requiring the $\lambda(t)$ and $\beta(t)$ regularization terms, and we can reuse most of the components used for training DMs and CMs. However, we need to add a regularization for the encoder, to avoid it learning arbitrarily large embeddings. To this end, we add a latent regularization of the form $\gamma \|\mathcal{E}_\phi(\mathbf{x})\|^2$ to the reconstruction loss in equation 14, where γ is a scalar hyperparameter ($\gamma = 0.001$ in our experiments). Such a regularization is equivalent to imposing a KL loss with fixed variance. Alternatively, to further simplify the model and removing the need for extra hyperparameters, we simply normalize the output of the encoder with LayerNorm (Ba et al., 2016) followed by tanh activation. The training procedure for this simplified CoVAE (s-CoVAE) model is the same as for CoVAE, but is more efficient as the encoder network needs to be used only once for each training example (instead of twice), reusing the encoded representation and applying the latent forward kernel at both times t_i and t_{i-1} . We train s-CoVAE by reusing the same strategy as iCT from (Song & Dhariwal, 2024), with $\sigma_{\min} = 0.002$, $\sigma_{\max} = 80$, $s_0 = 10$, $s_1 = 1280$, and the Variance Exploding kernel. For the encoder, we do not use adaptive GroupNorm as the model is not time conditioned. As now we know how the forward process progressively adds noise to the data, we can reuse the scaling factors $c_{\text{skip}}(t)$ and $c_{\text{out}}(t)$ from iCT in the boundary conditions in equation 13. However, as the learned average decoder is a different quantity, we need a custom value for $c_{\text{skip}}(t)$. In the following section, we will show that setting $c_{\text{skip}}(t) = 1$ matches the variance of $c_{\text{skip}}(t)\mathbf{x}_t$ in CMs, while we keep $c_{\text{out}}(t)$ and $c_{\text{in}}(t)$ as in iCT. Similarly to CoVAE, we add an average decoder loss scaling factor $\lambda_d(t) = \sigma_{\text{data}}^2 / (t^2 + \sigma_{\text{data}}^2)$ (corresponding to $c_{\text{skip}}(t)$ from iCT). We test this formulation on CIFAR-10 using the same settings from section C.1 (32.8M parameters, latent size 1024, and batch size 128). The model with γ regularization achieves 1-step FID of 40.42, while the method with normalization performs slightly better, with 38.18 1-step FID. In this experiment, CoVAE performs better than s-CoVAE (27.21 FID), likely thanks to the learned latent forward dynamics, but we believe that s-CoVAE, if scaled properly, can be a viable alternative as it is faster to train and requires less hyperparameters.

E.1.1 Derivation of the Average Denoiser in VE Diffusion

We consider the Variance Exploding (VE) forward process:

$$\mathcal{F}(\mathbf{x}, t) = \mathbf{x} + t\epsilon, \quad \epsilon \sim \mathcal{N}(\mathbf{0}, \mathbf{I}) \quad (22)$$

Assume the data distribution is $\mathbf{x} \sim \mathcal{N}(\mathbf{0}, \sigma_{\text{data}}^2 \mathbf{I})$. We want to compute the posterior mean:

$$\hat{\mathbf{x}}_t = \mathbb{E}[\mathbf{x} \mid \mathbf{x}_t] \quad (23)$$

This is a Gaussian denoising problem: we observe \mathbf{x}_t which is a noisy version of \mathbf{x} . Since both \mathbf{x} and the noise are Gaussian, the posterior $p(\mathbf{x} | \mathbf{x}_t)$ is also Gaussian. Let:

$$\begin{aligned} p(\mathbf{x}) &= \mathcal{N}(\mathbf{x}; 0, \sigma_{\text{data}}^2 \mathbf{I}) \\ p(\mathbf{x} | \mathbf{x}_t) &= \mathcal{N}(\mathbf{x}_t; \mathbf{x}, t^2 \mathbf{I}) \end{aligned}$$

Then by Bayes' rule:

$$p(\mathbf{x} | \mathbf{x}_t) \propto p(\mathbf{x}_t | \mathbf{x})p(\mathbf{x}) \quad (24)$$

This is a standard case of Gaussian conjugate priors. The posterior mean is given by:

$$\hat{\mathbf{x}}_t = \left(\frac{1}{\sigma_{\text{data}}^2} + \frac{1}{t^2} \right)^{-1} \cdot \left(\frac{\mathbf{x}_t}{t^2} \right) \quad (25)$$

Simplifying:

$$\hat{\mathbf{x}}_t = \frac{\sigma_{\text{data}}^2}{\sigma_{\text{data}}^2 + t^2} \mathbf{x}_t \quad (26)$$

E.1.2 Variance and Standard Deviation

The variance of the posterior mean across samples \mathbf{x}_t is:

$$\text{Var}(\hat{\mathbf{x}}_t) = \left(\frac{\sigma_{\text{data}}^2}{\sigma_{\text{data}}^2 + t^2} \right)^2 \cdot \text{Var}(\mathbf{x}_t) \quad (27)$$

Since:

$$\text{Var}(\mathbf{x}_t) = \text{Var}(\mathbf{x} + t\epsilon) = \sigma_{\text{data}}^2 + t^2 \quad (28)$$

We have:

$$\text{Var}(\hat{\mathbf{x}}_t) = \frac{\sigma_{\text{data}}^4}{\sigma_{\text{data}}^2 + t^2} \quad (29)$$

And therefore, the standard deviation is:

$$\text{Std}(\hat{\mathbf{x}}_t) = \frac{\sigma_{\text{data}}^2}{\sqrt{\sigma_{\text{data}}^2 + t^2}} \quad (30)$$

E.1.3 Boundary conditions with average denoiser

The boundary conditions commonly used in CMs are of the form:

$$f_{\theta}(\mathbf{x}_t, t) = c_{\text{skip}}(t)\mathbf{x}_t + c_{\text{out}}(t)\mathbf{F}_{\theta}(\mathbf{x}_t, t) \quad (31)$$

with $c_{\text{skip}}(\sigma_{\min}) = 1$ and $c_{\text{out}}(\sigma_{\min}) = 0$. For the VE case, $c_{\text{skip}}(t)$ is defined as:

$$c_{\text{skip}}(t) = \frac{\sigma_{\text{data}}^2}{t^2 + \sigma_{\text{data}}^2} \quad (32)$$

The variable $c_{\text{skip}}(t)$ is used to multiply \mathbf{x}_t which has a standard deviation of $\sqrt{t^2 + \sigma_{\text{data}}^2}$, so that

$\text{STD}(c_{\text{skip}}(t)\mathbf{x}_t) = \frac{\sigma_{\text{data}}^2}{\sqrt{\sigma_{\text{data}}^2 + \sigma^2(t)}}$. As we can see, this is already equivalent to the standard deviation of the average denoiser $\hat{\mathbf{x}}_t$, so the new boundary condition is simply:

$$f_{\theta}(\mathbf{x}_t, t) = \hat{\mathbf{x}}_t + c_{\text{out}}(t)\mathbf{F}_{\theta}(\mathbf{x}_t, t), \quad (33)$$

where in practice we approximate the average decoder/denoiser with a neural network.

E.2 CoVAE with discrete data

Differently than DMs and CMs that work in ambient space, CoVAE learns a data-dependent mapping to the latent space, which allows us to work with both discrete and continuous data. While using CoVAE with discrete data is not the focus of this work, we report here results from a proof of concept on binary MNIST, where instead of the L2 and pseudo-huber loss, we use the binary cross-entropy loss. In Figure 16 we show 1-step samples from CoVAE, trained with the same hyperparameters used in 4, apart from σ_{\min} that was raised to 0.5, achieving 1-step sampling FID of 0.58 and reconstruction FID of 0.17. While from this simple experiment it is not easy to tell how scalable the setting can be to complex discrete data such as text and biological data, we believe it can be an interesting direction for future research.



Figure 16: 1-step samples from binary MNIST, FID=0.58.