

Formal proof of the approximation of a random phenomenon by a chaotic phenomenon

Mohamed El Ouafi¹, Hajar Ahalli², Abderrahim Aslimani^{*,1}, and Kaoutar Lamrini Uahabi¹

¹*Department of Mathematics, Pluridisciplinary Faculty, Mohammed First University, Laboratory of Applied Mathematics of the Oriental, BP 300-62700, Selouane, Nador, Morocco,*

²*Department of Mathematics, Faculty of Sciences, Mohammed First University, Stochastic and Deterministic Modeling Laboratory, BP 717-60000, Oujda, Morocco.*

July 11, 2025

Abstract

This article examines the subtle relationship between chaos and randomness, two concepts that, although they refer to seemingly unpredictable phenomenon, are based on fundamentally different principles. Chaos manifests in deterministic systems where small variations in initial conditions lead to unpredictable long-term behaviors, while randomness pertains to intrinsically probabilistic processes, characterized by fundamental uncertainty. Although these phenomena are based on distinct mechanisms, they can interact and converge in contexts as varied as the modeling of natural phenomena, climate forecasts, or financial markets. Despite their differences, these two phenomena share common characteristics, such as the absence of apparent order and an unpredictability that defies our attempts at long-term prediction. Through an analysis of chaos theory and probability, this article aims to clarify the distinctions and highlight the deep connections between these two concepts in real systems. The objective of this article is to present a comprehensive approach aimed at demonstrating that, under certain conditions, a random phenomenon can be effectively represented and approximated by a chaotic phenomenon. By examining

*Corresponding author: a.slimani@ump.ac.ma

this possibility, we seek to establish the theoretical foundations that connect these two concepts, often perceived as distinct, but whose dynamics could prove to be analogous in certain contexts.

Keywords— Chaotic dynamics; Randomness; Discrete dynamical systems; Invariant measure; Ergodicity.

2020 Mathematics Subject Classification. 37A05, 37A25, 37D45.

1 Introduction

It is well known that a large number of probabilistic laws can be approximated using pseudo-random sequences generated by deterministic algorithms, particularly via chaotic models such as the logistic map, the tent map, the Bernoulli map, and the Chebyshev map, etc.. This approach is widely used in many fields, from numerical simulation to the modeling of natural phenomena, including financial markets. However, although these pseudo-random number generators have demonstrated their empirical effectiveness, no formal proof has yet been established to confirm that these sequences are truly capable of reproducing random laws in a strictly mathematical sense. If this proof were to be found, it would open revolutionary perspectives, both for probability theory and for the practical applications that stem from it.

In fields such as financial markets or the simulation of physical phenomena like the spread of a forest fire, fluid dynamics, turbulence, or particle diffusion, various stochastic models are used, including the Ornstein-Uhlenbeck process, the Wiener process, Poisson processes, and jump-diffusion models. Random models play a central role in the modeling and prediction of complex dynamics. Indeed, these systems are subject to intrinsic uncertainties and variables that are difficult to predict, making the use of probabilistic tools necessary. For example, in the context of financial markets, a key problem is to evaluate the price of a financial asset (such as a stock or an option) while accounting for the random fluctuations of the market. One of the most well-known models is the Black-Scholes model, which is based on modeling the price of a stock as a geometric Brownian motion, a continuous stochastic process. This model assumes that the price of an asset follows the following stochastic differential equation

$$dS_t = \mu S_t dt + \sigma S_t dW_t,$$

where S_t is the asset price at time t , μ is the expected rate of return, σ is the volatility and (W_t) is a standard Brownian motion, i.e., a random process with independent Gaussian increments.

In the context of numerical simulations, implementing the Black-Scholes model requires simulating the process (W_t) , which involves generating realizations of the normal (Gaussian) distribu-

tion. However, in computational practice, random numbers are not truly random: they are produced by deterministic algorithms known as pseudo-random number generators.

To simulate a Gaussian variable, one typically uses transformations (such as the Box-Muller method or the Marsaglia polar method) applied to pseudo-random uniform variables. These functions are entirely deterministic, but they are designed to closely reproduce the statistical properties of the normal distribution.

It is therefore essential to verify, using statistical tests (such as the Shapiro-Wilk, Kolmogorov-Smirnov, or Jarque-Bera tests), that the generated samples exhibit the expected theoretical characteristics: mean, variance, symmetry, kurtosis, etc. This ensures that the simulation of the Brownian process is realistic enough to be used in financial or physical models.

A random phenomenon is a phenomenon whose outcomes are unpredictable in advance. Even if it is repeated under similar conditions, it can produce different results each time. However, the set of possible outcomes, called the sample space or the universe, is well-defined and known. A classic example of a random experiment is the toss of a coin. However, in practice, this phenomenon is not strictly random, as its outcome depends on many initial conditions, such as the applied force, the launch angle, or the interaction with the air, etc. In reality, it is a chaotic experiment, where small variations in initial conditions can lead to unpredictable results. What we perceive as a random experiment is therefore an approximation obtained through a chaotic dynamic. This raises a fundamental question: would it be possible to conceive a systematic approach to model random phenomenon based on pseudo-random numbers validated by a rigorous mathematical result? This result would guarantee their approximation by chaotic phenomenon, while providing a solid theoretical justification. Such an approach would go beyond the simple statistical tests often used to evaluate the quality of pseudo-random number generators, offering a robust and justified mathematical framework. An interesting analogy has been made with the numerical approximations of mathematical constants, such as the number π and golden ratio etc., which are obtained from sequences of rational numbers. Although these approximations do not provide the exact value, they are validated by rigorous mathematical results, ensuring their convergence towards the actual value.

The objective of this article is to propose an approach aimed at justifying that a random phenomenon can be approximated by a chaotic phenomenon on metric compact sets. More specifically, we show that any elementary event in a probabilistic space can be approximated by a convergent subsequence of a chaotic phenomenon. This result goes beyond classical statistical tests that verify whether pseudo-random number generators can be considered random, relying on statistical criteria such as uniformity, independence, period, or autocorrelation of the generated sequences, etc.

In this work, we define and study discrete chaotic dynamical systems. Our primary goal is to introduce a new characterization of chaos, which we show generalizes the classical definition proposed by Devaney [3].

We start by reviewing the basic ideas behind randomness and chaos. Then, we lay out the mathematical tools needed to describe them. Using these tools, we develop a unified approach that shows how, under certain conditions, random phenomenon can be closely approximated by deterministic

chaotic systems.

2 Chaos and randomness: approaches and convergences

Let Ω be an infinite locally compact topological space and $\mathcal{F} := \mathcal{B}(\Omega)$ the associated Borel σ -algebra.

Definition 2.1. • A (discrete) dynamical system is given by a pair (Ω, T) where $T : \Omega \rightarrow \Omega$ is a (often continuous) function representing the evolution of the dynamical system.

- Let (Ω, T) be a dynamical system and ν a nonzero Radon measure on Ω . The dynamical system (Ω, T) is said to be (topologically) **chaotic** with respect to ν if for almost every $x_0 \in \Omega$ with respect to ν , for every open set $U \subset \Omega$, there exists an integer $n \in \mathbb{N}$ such that $T^n(x_0) \in U$. This means that the trajectories of T are dense in Ω ν -almost everywhere. We then say that the sequence (u_n) defined by

$$\begin{cases} u_{n+1} &= T(u_n) \\ u_0 &= x_0, \end{cases}$$

is **chaotic**.

Thus, a dynamical system (Ω, T) is chaotic if the iterations of points in Ω can reach any open set in Ω from ν -almost any initial point. The application T is often called the evolution function or transition function of the dynamic system, and it describes how the state of the system evolves over time.

In what follows, the space Ω is equipped with a distance d , and when reference is made to the measure ν , it is understood to be a Radon measure on the measurable space (Ω, \mathcal{F}) . Moreover, the transformation T is assumed to be continuous on Ω .

We first state our main result, which stipulates that, there exists a probability measure μ on (Ω, \mathcal{F}) such that the points of Ω (i.e., the elementary events) can be approximated by subsequences generated by a chaotic dynamic. In other words, within this framework, a random phenomenon can be approximated by a chaotic phenomenon.

Theorem 2.2. Suppose that the space Ω is compact. Then, any random phenomenon defined on Ω with a countably generated sigma-algebra $\mathcal{G} \subset \mathcal{F}$ (particularly when $\mathcal{G} = \mathcal{F}$), can be approximated by a chaotic phenomenon on Ω .

As consequence of this theorem we obtain:

Corollary 2.3. Suppose the dynamical system (Ω, T) is chaotic for some transformation $T : \Omega \rightarrow \Omega$ with Ω is compact. Then there exists a probability measure on (Ω, \mathcal{F}) such that every element (which constitutes an elementary event) of Ω can be approximated by a subsequence of a chaotic sequence of (Ω, T) .

To prove this theorem, we will need certain fundamental notions and preliminary results from the theory of dynamical systems and ergodicity.

Definition 2.4. A dynamical system (Ω, T) is said to be **sensitive to initial conditions** if for almost every $x_0 \in \Omega$ with respect to ν , its trajectories $(T^n(x_0))_{n \in \mathbb{N}}$ are sensitive to initial conditions. In other words, there exists $\delta > 0$ such that for every $\varepsilon > 0$, one can find a point $y_0 \in \Omega$ such that $d(x_0, y_0) < \varepsilon$ (initially close) and an integer n such that

$$d(T^n(x_0), T^n(y_0)) > \delta.$$

This means that small initial disturbances can lead to large divergences after a certain period of time.

Remark 2.1. In a dynamical system (Ω, T) , if T is continuous, the proximity of trajectories is preserved at each iteration. For example, if two points x_0 and y_0 in Ω are very close, then $T(x_0)$ and $T(y_0)$ will be so as well, and so on. This means that a small perturbation in the initial state x_0 will lead to a small perturbation in the evolution of the system. So if continuity is respected, a small variation in the initial state will regularly affect the evolution of the system. However, this disturbance, although small at the beginning, eventually becomes significant over a long period. This phenomenon of "preserved proximity" is crucial in the study of sensitivity to conditions initials. Without continuity of T , two very close points can diverge abruptly at each iteration, which complicates the analysis of the dynamics.

Proposition 2.5. If the dynamical system (Ω, T) is chaotic with respect to ν , then it is sensitive to initial conditions.

Proof. Let $x_0 \in \Omega$ such that its trajectories $(T^n(x_0))$ are dense in Ω . Let U be a small compact neighborhood of x_0 and consider a perturbed fixed point $y_0 \in U$. We assume, by contradiction, that for every $\delta > 0$, the distance between $T^n(x_0)$ and $T^n(y_0)$ always remains less than or equal to $\delta > 0$ for all n . To do this, we first show that there exists $n_0 \in \mathbb{N}^*$ such that

$$d(T^{n_0}(x_0), T^{n_0}(y_0)) > 0.$$

Indeed, if for all $n \in \mathbb{N}^*$ we have $T^n(x_0) = T^n(y_0)$ and this for all $y_0 \in U$, then the application T^n will be constant on U for all $n \in \mathbb{N}^*$ and thus $\overline{(T^n(x_0))} \subset U$, which is impossible because the sequence $(T^n(x_0))$ is dense in Ω . Therefore there exists $\delta_0 \in \mathbb{R}$ such that

$$d(T^{n_0}(x_0), T^{n_0}(y_0)) > \delta_0 > 0,$$

which is absurd with the hypothesis. Consequently, the dynamical system (Ω, T) is sensitive to initial conditions. \square

Remark 2.2. Sensitivity to initial conditions is a fundamental property of chaotic systems. In a finite space, this property is impossible to satisfy. Indeed, let (Ω, T) be a dynamical system where Ω is a **finite** space equipped with a distance d . Let us denote by d_{\min} the smallest distance between two distinct points

$$d_{\min} := \min\{d(x, y) \mid x, y \in \Omega, x \neq y\}.$$

Let $x_0 \in \Omega$ be fixed. To contradict sensitivity to initial conditions it suffices to choose $\varepsilon = \frac{d_{\min}}{2} > 0$, and we necessarily have $y_0 = x_0$ for all $y_0 \in B(x_0, \varepsilon)$. Thus, for all $n \geq 0$, $T^n(x_0) = T^n(y_0)$ and therefore

$$d(T^n(x_0), T^n(y_0)) = 0, \forall n \geq 0.$$

Definition 2.6. A dynamical system (Ω, T) is said to be topologically **transitive** if for all non-empty open sets U, V in Ω , there exists $n \geq 0$ such that

$$T^{-n}(U) \cap V \neq \emptyset.$$

This means that, if the dynamical system (Ω, T) is transitive, any open set U can be transported by the iterations of the transformation T sufficiently close to any other open set V after some rank n_0 .

Proposition 2.7. If the dynamical system (Ω, T) is chaotic with respect to ν , then it is topologically transitive.

Proof. Let consider two non-empty open sets U and V in Ω . Since the trajectories are ν -almost everywhere dense, for ν -almost every point $v \in V$, there exists an $n_0 \in \mathbb{N}$ such that $T^{n_0}(v) \in U$. So there exists a rank n_0 such that $T^{-n_0}(U) \cap V \neq \emptyset$. This shows that the dynamical system (Ω, T) is transitive. \square

2.1 Invariant Measure

Definition 2.8. Let (Ω, T) be a dynamical system. An **invariant measure** μ for (Ω, T) is a probability measure on (Ω, \mathcal{F}) such that

$$\mu(T^{-1}(A)) = \mu(A),$$

for all $A \in \mathcal{F}$.

The definition means that the probability of occurrence of an event A does not change under the application T , that is, the distribution of points remains the same under the dynamic evolution T .

Example 2.9. The Gauss-Kuzmin-Wirsing transformation (often simply called the Gauss transformation) is a transformation on the set $\Omega = [0, 1]$ defined by

$$T_G(x) := \begin{cases} \frac{1}{x} - \lfloor \frac{1}{x} \rfloor, & \text{if } x \in (0, 1] \\ 0 & \text{if } x = 0 \end{cases}$$

where $\lfloor \cdot \rfloor$ denotes the integer part function. This transformation is closely related to continued fractions and has interesting dynamical properties [11]. Let's examine its chaotic behavior. For a real number $x \in (0, 1]$, we can write its continued fraction as

$$x = \frac{1}{a_1 + \frac{1}{a_2 + \frac{1}{a_3 + \dots}}},$$

where a_1, a_2, \dots are positive integers. The transformation T_G has an invariant measure μ given by

$$\mu_G(A) = \int_A \frac{1}{\ln 2} \cdot \frac{1}{1+x} dx, \quad \forall A \in \mathcal{F}.$$

To show that this measure is T_G -invariant, we use the following result: if $T : \Omega \subset \mathbb{R}^d \rightarrow \Omega$ is a local \mathcal{C}^1 -diffeomorphism, and ρ is a continuous function, then the measure μ with density ρ with respect to the Lebesgue measure is T -invariant if and only if it satisfies the Frobenius-Perron functional equation

$$\sum_{x \in f^{-1}(y)} \frac{\rho(x)}{|T'(x)|} = \rho(y).$$

For this, let's start by observing that each y has exactly one preimage x_k in each interval $\left(\frac{1}{1+p}, \frac{1}{p}\right]$, given by

$$T(x_p) = \frac{1}{x_p} - p = y \quad \Leftrightarrow \quad x_p = \frac{1}{y+p}$$

Moreover, notice that $T'_G(x) = -\frac{1}{x^2}$ on each interval $\left(\frac{1}{1+p}, \frac{1}{p}\right]$.

$$\begin{aligned} \sum_{x \in T_G^{-1}(y)} \frac{\rho_G(x)}{|T'_G(x)|} &= \sum_{p=1}^{\infty} \frac{1}{\ln 2} \cdot \frac{x_p^2}{1+x_p} \\ &= \frac{1}{\ln 2} \sum_{p=1}^{\infty} \frac{1}{(y+p)(y+p+1)} \\ &= \rho_G(y). \end{aligned}$$

This shows that the measure μ with density ρ_G is invariant under the Gauss transformation.

Example 2.10. Let $\Omega = [0, 1]$. The logistic map is defined by the transformation T_L on Ω as follows

$$T_L(x) = \lambda x(1-x),$$

where λ is a real parameter in the interval $[0, 4]$ and $x \in \Omega$. This transformation acts on a point x_n to produce the next in the sequence

$$x_{n+1} = T_L(x_n) = \lambda x_n(1-x_n).$$

This iteration generates an orbit (x_n) , which depends on the initial condition x_0 and the properties of T_L . For $\lambda = 4$, the transformation T_L is associated with an absolutely continuous invariant measure μ_L with respect to the Lebesgue measure, whose invariant density is given by

$$\rho_L(x) = \frac{1}{\pi\sqrt{x(1-x)}}1_{(0,1)}(x), \quad \forall x \in \mathbb{R}.$$

Again to show that the measure μ_L is invariant, we prove that ρ_L satisfies the Frobenius-Perron functional equation. The preimages under the logistic transformation T_L , we solve the equation $T_L(x) = y$, i.e.,

$$4x(1-x) = y.$$

The solutions of this equation are

$$x_1 = \frac{1 + \sqrt{1-y}}{2} \quad \text{and} \quad x_2 = \frac{1 - \sqrt{1-y}}{2}.$$

Thus, the preimage of y under T_L is $T_L^{-1}(y) = \{x_1, x_2\}$. Knowing that $\rho_L(x_1) = \rho_L(x_2)$ and

$$|T'_L(x_1)| = |T'_L(x_2)| = 4\sqrt{1-y},$$

we obtain

$$\sum_{x \in T_L^{-1}(y)} \frac{\rho_L(x)}{|T'_L(x)|} = \frac{\rho_L(x_1)}{2\sqrt{1-y}} = \rho_L(y).$$

Thus, ρ_L satisfies the Frobenius-Perron functional equation.

Definition 2.11. Let (Ω, T) be a dynamical system and μ a probability measure on Ω . We say that the measure T is μ -**ergodic** if, for every measurable set $A \in \mathcal{F}$, invariant under T , that is, $T^{-1}(A) = A$, we have

$$\mu(A) = 0 \quad \text{or} \quad \mu(A) = 1.$$

In other words, there are no invariant subsets under T that have a measure μ strictly between 0 and 1.

Now, we are ready to prove Theorem 2.2,

Proof. (of Theorem 2.2.) We proceed to demonstrate this theorem in 4 steps:

- *Step 1.* Since Ω is metric and compact, it is separable, meaning there exists a dense sequence (x_n) in Ω . Let $\Omega_0 = \{x_n : n \in \mathbb{N}\}$ and define the map

$$\begin{aligned} T_0 : \Omega_0 &\rightarrow \Omega_0 \subset \Omega \\ x_n &\mapsto x_{n+1} \end{aligned}$$

for all $n \geq 0$. It is clear that T_0 is continuous on Ω_0 by construction. Since Ω is compact and metric, and T_0 is defined on a dense set, by the extension theorem, there exists a continuous map $T : \Omega \rightarrow \Omega$ such that $T = T_0$ on Ω_0 . Thus, we have constructed a continuous map $T : \Omega \rightarrow \Omega$ and a point $x_0 \in \Omega$ such that the sequence $(T^n(x_0))_{n \geq 0}$ is dense in Ω .

- *Step 2.* We now construct a probability measure μ on (Ω, \mathcal{F}) that adequately describes the distribution of the elements of Ω . Consider a nonzero Radon measure ν on Ω . For $A \in \mathcal{F}$, let the measure μ_0 be defined by

$$\mu_0(A) = \frac{1}{\nu(\Omega)} \nu(A).$$

Next, define the sequence of measures (μ_n) by

$$\mu_n(A) = \mu_{n-1}(T^{-1}(A)),$$

for all $A \in \mathcal{F}$. It is clear that the sequence (μ_n) consists of probability measures on Ω . Since T is a continuous transformation and Ω is compact, by Prokhorov's theorem [8], there exists a subsequence of measures (μ_{k_n}) of (μ_n) that converges weakly to a limit measure μ , i.e., for any continuous function f on Ω , we have

$$\lim_{n \rightarrow \infty} \int_{\Omega} f d\mu_{k_n} = \int_{\Omega} f d\mu.$$

In particular, $\mu(\Omega) = 1$.

We now show that the limit measure μ is invariant under T . Indeed, for any continuous function f on Ω , we have

$$\begin{aligned} \int_{\Omega} f d\mu &= \lim_{n \rightarrow \infty} \int_{\Omega} f d\mu_{k_n} \\ &= \lim_{n \rightarrow \infty} \int_{\Omega} f \circ T d\mu_{k_{n-1}} \\ &= \int_{\Omega} f \circ T d\mu. \end{aligned}$$

Thus, for any measurable set $A \in \mathcal{F}$, we have

$$\mu(T^{-1}(A)) = \mu(A),$$

which shows that μ is invariant.

- *Step 3.* We now show that T is μ -ergodic. Suppose, for the sake of contradiction, that there exists a set $A \in \mathcal{F}$, invariant under T , such that $0 < \mu(A) < 1$. This also implies $0 < \mu(\Omega \setminus A) < 1$. Two cases arise :

- If $x_0 \in A$, since $T^{-1}(A) = A$, the iterates $T^n(x_0)$ remain in A , so there does not exist any n such that $T^n(x_0) \in \Omega \setminus A$, which is a contradiction because the sequence is dense in Ω .
- If $x_0 \notin A$, since $T^{-1}(A) = A$, we have $T^{-1}(\Omega \setminus A) = \Omega \setminus A$, so the iterates $T^n(x_0)$ remain in $\Omega \setminus A$, which is a contradiction by the same reasoning.

Thus, $\mu(A) = 0$ or $\mu(A) = 1$. Therefore, T is μ -ergodic.

Consequently, according to Birkhoff's theorem [1], for any function $f \in L^1(\Omega, \mu)$, the time averages

$$\frac{1}{N} \sum_{n=0}^{N-1} f(T^n(x_0))$$

converge as $N \rightarrow \infty$ towards the spatial average $E_\mu(f) = \int_\Omega f d\mu$ for almost every $x_0 \in \Omega$ with respect to μ . In particular, for μ -almost every point $x_0 \in \Omega$,

$$\lim_{N \rightarrow \infty} \frac{1}{N} \sum_{n=0}^{N-1} 1_A(T^n(x_0)) = \mu(A),$$

for all $A \in \mathcal{F}$. This implies, in particular, that if $U \subset \Omega$ is an open set, there exists $n \in \mathbb{N}$ such that $T^n(x_0) \in U$. Thus, the dynamics are dense μ -almost everywhere in Ω . As a result, the dynamical system (Ω, T) is chaotic with respect to μ , and therefore there exists a chaotic sequence (u_n) in Ω such that every point in Ω is the limit of a convergent subsequence of the sequence (u_n) , since it is dense in Ω . It follows that every point (which is an elementary event) ω in the probability space $(\Omega, \mathcal{F}, \mu)$ is the limit of a subsequence of the chaotic sequence (u_n) .

- *Step 4.* To complete the proof, we now show that any random phenomenon on Ω can be approximated by a chaotic phenomenon on Ω . Consider a random experiment \mathcal{A} whose universe is Ω and whose sigma-algebra is \mathcal{G} .

Since the σ -algebra \mathcal{G} on Ω is countably generated, there exists a countable family of sets $\{A_n\}_{n \geq 1} \subset \mathcal{G}$ such that

$$\mathcal{G} = \sigma(\{A_n, n \geq 1\}).$$

Let X_0 be the function defined by

$$\begin{aligned} X_0 : \Omega &\rightarrow \{0, 1\}^{\mathbb{N}}, \\ \omega &\mapsto (\mathbf{1}_{A_1}(\omega), \mathbf{1}_{A_2}(\omega), \mathbf{1}_{A_3}(\omega), \dots). \end{aligned}$$

For each n , the function $\omega \mapsto \mathbf{1}_{A_n}(\omega)$ is measurable and then X_0 is a random variable from $(\Omega, \mathcal{B}(\Omega))$ into $(\{0, 1\}^{\mathbb{N}}, \mathcal{B}(\{0, 1\}^{\mathbb{N}}))$. Moreover, we have $\sigma(X_0) = \mathcal{G}$. Indeed, by

definition, the σ -algebra $\sigma(X_0)$ is the smallest σ -algebra on Ω for which X_0 is measurable, that is

$$\sigma(X_0) = \{X_0^{-1}(B) : B \in \mathcal{B}(\{0, 1\}^{\mathbb{N}})\}.$$

On the other hand, for each n , we have

$$\{\omega \in \Omega : \mathbf{1}_{A_n}(\omega) = 1\} = A_n,$$

which is obtained as the preimage under X_0 of a cylinder set in $\{0, 1\}^{\mathbb{N}}$.

Since the cylinders (sets fixing one or finitely many coordinates) generate the Borel σ -algebra $\mathcal{B}(\{0, 1\}^{\mathbb{N}})$, we deduce that all these A_n are in $\sigma(X_0)$.

As $\sigma(X_0)$ is a σ -algebra containing all the A_n , and since $\mathcal{G} = \sigma(\{A_n, n \geq 1\})$ is by definition the smallest σ -algebra containing these sets, it follows that

$$\mathcal{G} \subset \sigma(X_0).$$

Conversely, by the very construction of X_0 , all the information in $\sigma(X_0)$ is expressed in terms of the A_n . Thus, we also obtain

$$\sigma(X_0) \subset \mathcal{G}.$$

Otherwise, since Ω is a compact metric space and similarly, $\{0, 1\}^{\mathbb{N}}$ is a compact metrizable space, hence there exists a Borel isomorphism $\varphi : \{0, 1\}^{\mathbb{N}} \rightarrow \Omega$, that is, a measurable bijection whose inverse is also measurable.

Define

$$X = \varphi \circ X_0,$$

so that we obtain a random variable

$$X : (\Omega, \mathcal{B}(\Omega)) \rightarrow (\Omega, \mathcal{G}),$$

which is measurable since both X_0 and φ are measurable. Moreover, the σ -algebra generated by X is given by

$$\sigma(X) = \sigma(\varphi \circ X_0) = \sigma(X_0) = \mathcal{G},$$

because the composition with a Borel isomorphism does not change the generated σ -algebra.

We can now define a probability measure P that assigns to each event $A \in \mathcal{G}$ its probability $P(A)$. The probability P is defined as the image measure μ by X

$$P(A) = \mu(X^{-1}(A)), \quad \text{for all } A \in \mathcal{G}.$$

Which completes the proof.

□

Remark 2.3. The invariant measure constructed in the precedent proof can be interpreted as the natural probability law of the elements of the universe Ω , associated with the random experiment where an element of Ω is randomly selected.

Now we can get the proof of the Corollary 2.3 :

Proof. Consider a nonzero Radon measure ν on Ω such that the trajectories of T are dense ν -almost everywhere in Ω . Let $x_0 \in \Omega$ such that the sequence $(T^n x_0)$ is dense in Ω , then we can extract a convergent subsequence of $(T^n x_0)$. We define the unpredictable points $\omega \in \Omega$ as follows:

” ω is unpredictable if and only if it is the limit of a convergent subsequence of the sequence $(T^n x_0)$ ”.

By following the same steps 2 and 3 from the proof of Theorem 2.2., we show that there exists an invariant measure μ associated with the dynamical system (Ω, T) such that T is μ -ergodic. As a result, the space $(\Omega, \mathcal{F}, \mu)$ is probabilized and every unpredictable point of Ω is the limit of a subsequence of the chaotic sequence $(u_n) = (T^n x_0)$. Since the sequence (u_n) is dense in Ω , all points in Ω are unpredictable. Hence, every point of Ω is the limit of a subsequence of the chaotic sequence $(u_n) = (T^n x_0)$. This completes the proof. \square

Corollary 2.12. *Let X be a random vector defined on a probability space with values in \mathbb{N}^d , \mathbb{Z}^d , or \mathbb{R}^d . Then, any random phenomenon that can be modeled by X can be approximated by a chaotic phenomenon.*

Proof. Let X be a random vector with values in \mathbb{N}^d , \mathbb{Z}^d , or \mathbb{R}^d with cumulative distribution function F_X .

- If $d = 1$, then we have the following equality in law $X = F_X^{-1}(U)$, where U is a random variable uniformly distributed on $[0, 1]$ and F_X^{-1} is the generalized inverse of F_X (or quantile function) defined by

$$F^{-1}(u) = \inf \{y \in \mathbb{R} \mid F(y) \geq u\}, \forall u \in [0, 1].$$

The result follows from the previous theorem by applying it to $\Omega = [0, 1]$.

- If $d \geq 2$, according to the Sklar's theorem, the multivariate cumulative distribution function F_X of the random vector $X = (X_1, \dots, X_d)$ can be written: for all $(x_1, x_2, \dots, x_d) \in \mathbb{R}^d$,

$$F_X(x_1, \dots, x_d) = C(F_{X_1}(x_1), \dots, F_{X_d}(x_d)),$$

where F_{X_i} are the marginal cumulative distribution functions of X_i and C is a copula, capturing the dependence structure between the X_i , that is, a multivariate cumulative distribution function of a random vector $U = (U_1, \dots, U_d)$ uniformly distributed on $[0, 1]^d$ (i.e., whose margins are uniform on $[0, 1]$). In this case, we have the following equality in law $X = (F_{X_1}^{-1}(U_1), \dots, F_{X_d}^{-1}(U_d))$. Now the result follows directly from the previous theorem by applying it to $\Omega = [0, 1]^d$.

□

Remark 2.4. A dynamical system (Ω, T) is chaotic in the sense of Devaney [3] if: T is transitive; T is sensitive to initial conditions; and the periodic points $x_0 \in \Omega$ of T (i.e., there exists n_0 such that $T^{n_0}(x_0) = x_0$) are dense in Ω . The density of the set of periodic points ensures a structural richness in the system. This condition, combined with topological transitivity, shows that chaos is not simply a "total disorganization," but that there is some underlying coherence. It is this combination of local regularity and global complexity that characterizes chaos in the sense of Devaney.

The following result shows that the set of periodic points is negligible with respect to the invariant measure, particularly when Ω is assumed to be compact. Thus, the chaos defined in Definition 2.1 constitutes a generalization of that proposed by Devaney [3].

Proposition 2.13. *Under the conditions of Theorem 2.2, the periodic points of T form a negligible set with respect to the invariant measure.*

Proof. Let μ be the invariant measure constructed on Ω in the proof of the previous theorem. The transformation T is μ -ergodic by construction. Let P be the set of periodic points of T . We have

$$P = \bigcup_{n=1}^{\infty} P_n,$$

where $P_n = \{x \in \Omega : T^n(x) = x\}$ denotes the periodic points of period n . Since

$$\mu(P) \leq \sum_{n=1}^{\infty} \mu(P_n),$$

it suffices to show that $\mu(P_n) = 0$ for all n . For each n , P_n is discrete (it consists of fixed points or discrete cycles), because each periodic point corresponds to a solution of an iteration equation that takes a finite number of values in a compact space. Since T is continuous, the application T^n is also continuous. The set P_n is therefore the set of fixed points of the continuous application T^n . According to the fixed-point theorem, P_n is closed in Ω , and consequently, P_n is finite in Ω . On the other hand, let $x \in T^{-1}(P_n)$ so $T(x) \in P_n$, that is, $T(x)$ is a periodic point of T , meaning $T^{n+1}(x) = T(x)$. This shows that x is also a periodic point of T , and therefore $x \in P_n$. Thus, $T^{-1}(P_n) \subseteq P_n$. This shows that P_n is invariant under T . Since T is μ -ergodic, then $\mu(P_n) = 0$ or $\mu(P_n) = 1$. If $\mu(P_n) = 1$, the measure μ is supported by the periodic points of period n , but the trajectories of these points cannot satisfy the density criterion of their trajectories in Ω since they form finite cycles. which is contradictory to the fact that (Ω, T) is chaotic. As a result, $\mu(P_n) = 0$, which completes the proof. □

3 Illustrative examples

3.1 The logistic model

The logistic model is both a simple and powerful example of a deterministic system capable of producing chaotic behavior, while also serving as a generator of pseudo-random sequences. This phenomenon can be understood through the fundamental properties of dynamical systems, and its rigorous justification relies on Corollary 2.11, which demonstrates that each elementary event of Ω is the limit of a subsequence of the chaotic logistic sequence (x_n) .

Let $\Omega = [0, 1]$. The transformation associated with the logistic sequence is the following quadratic function

$$T_L(x) = \lambda x(1 - x),$$

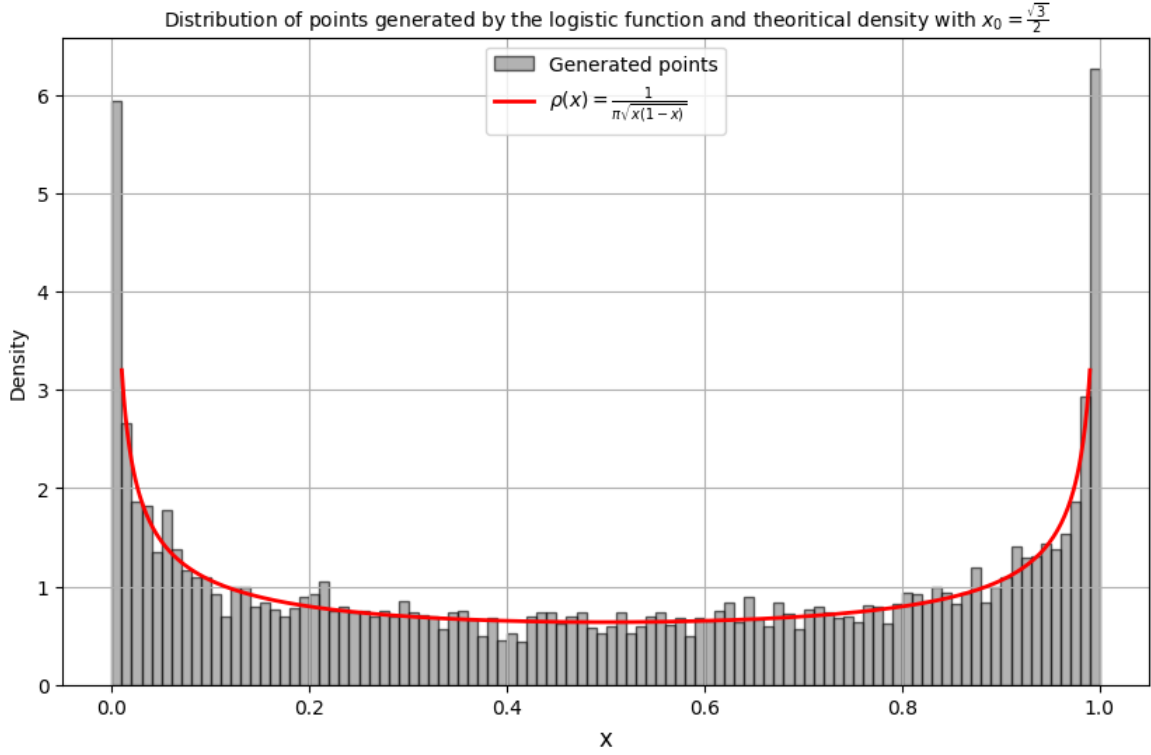
where λ is a real parameter in the interval $[0, 4]$ and $x \in \Omega$. This transformation acts on a point x_n to produce the next one in the sequence

$$x_{n+1} = T_L(x_n) = \lambda x_n(1 - x_n).$$

This iteration generates an orbit (x_n) , which depends on the initial condition x_0 and the properties of T_L . For $\lambda = 4$, the transformation $T_L(x) = 4x(1 - x)$ is well-studied on Ω (see [4], [7], and [10]) and associated with the invariant measure μ_L which is absolutely continuous with respect to the Lebesgue measure, whose invariant density is given by

$$\rho_L(x) = \frac{1}{\pi \sqrt{x(1-x)}} 1_{(0,1)}(x), \quad \forall x \in \mathbb{R}.$$

This density is related to the distribution of points generated by the logistic sequence (x_n) , which covers the space Ω in a chaotic manner, but not uniformly, with a greater concentration of points near the edges 0 and 1 (see figure below).



The system is chaotic on Ω since the sequence (x_n) is dense in Ω for μ_L -almost every initial point x_0 in Ω . The initial point x_0 must be chosen in the interval $(0, 1)$ to observe chaotic behavior. This excludes the points $x_0 = 0$ and $x_0 = 1$ as well as certain specific points that may belong to periodic orbits (such as fixed points or limit cycles when λ is below the chaotic threshold). However, these points are rare and form a set of (Lebesgue) measure zero.

The sequence (x_n) is dense in Ω for $\lambda = 4$, which means that the points generated by the sequence get arbitrarily close to any point in Ω , including points near the edges of Ω where the density ρ_L is particularly high. Taking into account the invariant measure, each point of Ω can be interpreted as an elementary event, and the logistic sequence produces points distributed according to this density. Thus, each point of Ω can be approximated as the limit of a convergent subsequence of the chaotic sequence (x_n) .

To transform these values into a uniform distribution on $[0, 1]$, the cumulative distribution function is used

$$F(x) = \int_{-\infty}^x \rho_L(t) dt, \quad x \in \mathbb{R}.$$

By applying the following transformation to each value x_n generated by the logistic sequence $u_n = F(x_n)$, we obtain a sequence (u_n) that is uniformly distributed on $[0, 1]$. For a variable X uniformly distributed on $[0, 1]$, one can generate a new random variable Y following a distribution

with a cumulative distribution function $F_Y(x)$ using the following generalized inverse method

$$Y = F_Y^{-1}(X),$$

where $F_Y^{-1}(u)$ is the generalized inverse of $F_Y(x)$, defined as follows

$$F_Y^{-1}(u) = \inf\{x \in \mathbb{R} : F_Y(x) \geq u\}, \quad u \in [0, 1].$$

To generate values according to the law Y , we follow the following steps:

- (i) Generation of a uniform sequence (u_n) from a sequence of pseudo-random numbers obtained from a transformation of the logistic sequence.
- (ii) Application of the inverse transform: For each $u_n \in [0, 1]$, calculate $y_n = F_Y^{-1}(u_n)$.
- (iii) Use of the sequence (y_n) : The y_n follow the law of the random variable Y defined by the cumulative distribution function F_Y .

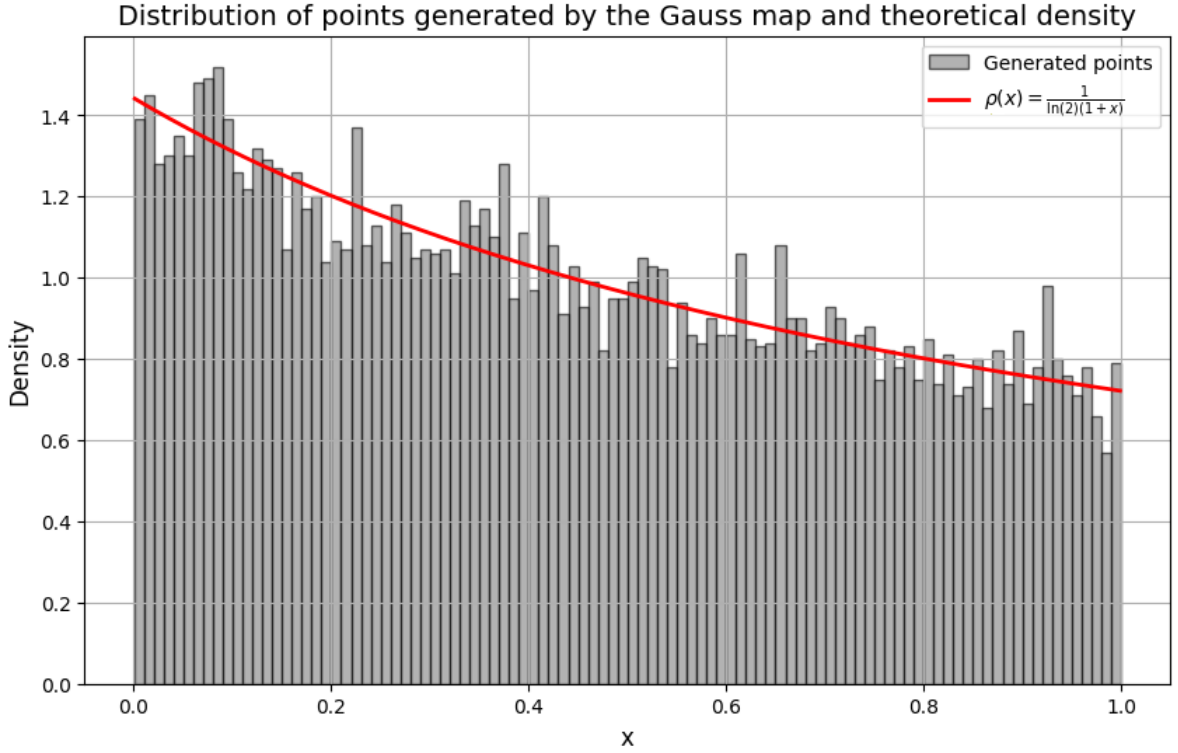
Consequently, the machine generation of all standard distributions of random variables, random vectors, as well as stochastic process distributions (by the logistic sequence, for example), relies on a rigorous mathematical result that guarantees their validity.

3.2 The Gauss-Kuzmin-Wirsing model

Let's take again the Gauss-Kuzmin-Wirsing transformation T_G defined in the example 2.7 on $\Omega = [0, 1]$. The dynamical system (Ω, T_G) is chaotic because the Gauss transformation is ergodic with respect to its invariant measure μ_G using Lemma 2.1. This measure is absolutely continuous with respect to the Lebesgue measure on Ω

$$\mu_G(A) = \int_A \frac{1}{\ln 2} \cdot \frac{1}{1+x} dx,$$

for all $A \in \mathcal{F}$. A graphical illustration of the points generated by this transformation, along with the associated density curve ρ_G , is presented in the following figure:



To determine the periodic points of the Gauss transformation $T_G(x) = \frac{1}{x} - \lfloor \frac{1}{x} \rfloor$, it is necessary to solve the equation $T_G^n(x) = x$, where T_G^n is the n -th iteration of T_G . In particular, the fixed points (period $n = 1$) satisfy $T_G(x) = x$. This gives the equation

$$\frac{1}{x} - \left\lfloor \frac{1}{x} \right\rfloor = x.$$

The point 0 is a fixed point of the Gauss map, thus a trivial case of a periodic point with a period of 1. Let $k = \lfloor \frac{1}{x} \rfloor$ be an integer, then

$$x^2 + kx - 1 = 0.$$

The solutions to this equation are given by

$$x = \frac{-k \pm \sqrt{k^2 + 4}}{2}.$$

However, $x \in (0, 1)$, so we only keep the positive solution

$$x = \frac{-k + \sqrt{k^2 + 4}}{2}.$$

For each integer $k \geq 1$, this gives a fixed point. For $k = 1$, $x = \frac{-1+\sqrt{5}}{2}$ (the reciprocal of the golden ratio).

The set of periodic points of T_G is dense in Ω , and these points correspond to the real numbers in Ω that have a purely periodic continued fraction expansion. This includes all irrational quadratic numbers, that is, the solutions of quadratic equations with integer coefficients and positive discriminant. The set of periodic points of the Gauss transformation is countable and, consequently, has measure zero with respect to the Lebesgue measure.

3.3 The Hénon model

The Hénon model was initially used to model astrophysical phenomena, particularly the dynamics of binary systems and galaxies [2]. The Hénon map is defined on \mathbb{R}^2 by

$$T_H(x, y) = (1 - ax^2 + y, bx),$$

where a and b are real parameters of the system. The Hénon model is an emblematic example of a chaotic dynamical system within the framework of discrete systems, particularly suited for the study of chaos in 2-dimensional space. This system is generally studied on the space \mathbb{R}^2 , and its equation is given by

$$\begin{pmatrix} x_{n+1} \\ y_{n+1} \end{pmatrix} = \begin{pmatrix} 1 - ax_n^2 + y_n \\ bx_n \end{pmatrix},$$

where (x_n, y_n) are the coordinates at time n .

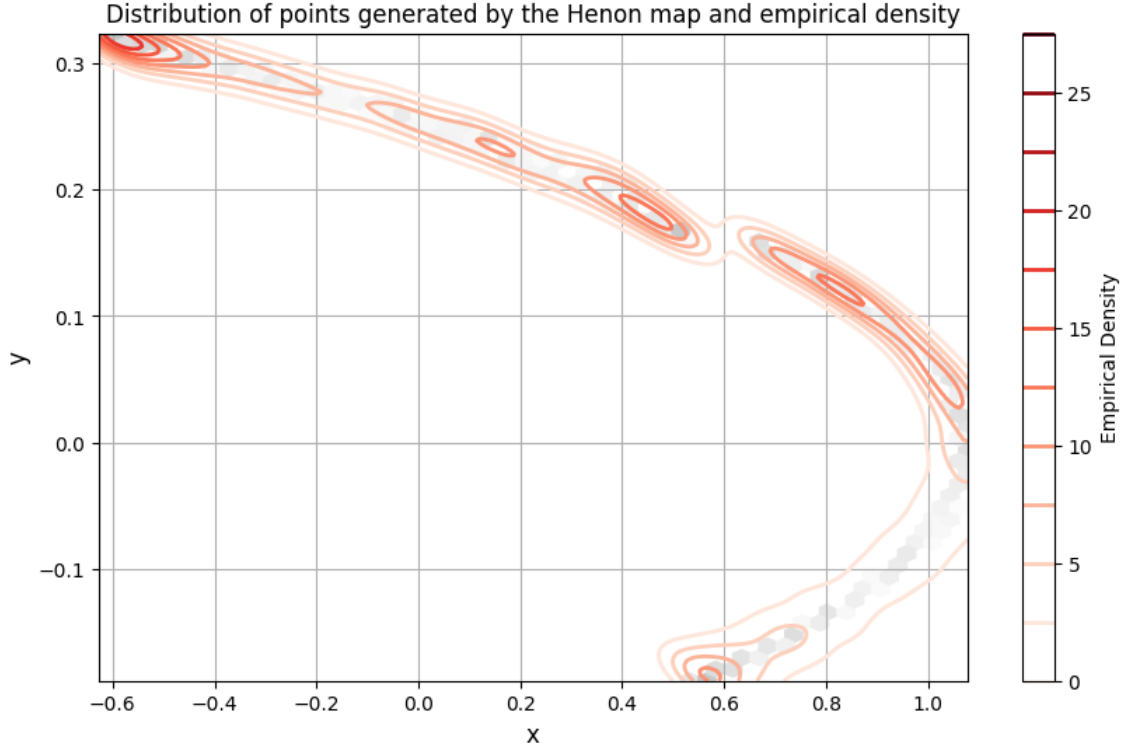
The parameters a and b allow the generation of strange attractors in the phase space, with properties such as sensitivity to initial conditions and a fractal structure. To achieve fully chaotic behavior in the Hénon system, the most commonly used parameter values are

$$a = 1.4 \quad \text{and} \quad b = 0.3$$

[5]. Thus, for an appropriate choice of the initial point (x_0, y_0) , the iterations of the map T_H densely cover a compact subset Ω of the phase space. This set Ω , called the Hénon attractor, is a fractal object exhibiting a complex structure and remarkable topological properties, such as its fractal dimension, its connection to chaotic behaviors, and its non-periodic nature. Numerical estimates have been used to estimate the Hausdorff dimension of Ω , which is approximately 1.26, providing an accurate measure of the geometric complexity of this attractor [9].

In the particular case of the Hénon map with $a = 1.4$ and $b = 0.3$, the exact expression of the invariant density is difficult to obtain directly due to the complexity of the dynamic system, particularly because of the presence of the fractal structure of Ω . However, this density can be approximated using numerical methods such as the empirical distribution method, which involves observing the frequency of points visited over the iterations, or the Monte Carlo simulations method, which generates many random trajectories to estimate the system's probability distribution. These numerical methods provide efficient approximations of the invariant density, which is

often localized in a specific region of phase space, while exhibiting fractal and chaotic characteristics, particularly for the chosen parameters.



4 Conclusion

In conclusion, this article presents an innovative approach aimed at demonstrating that a random phenomenon can be approximated by a chaotic phenomenon on compact metric spaces, where we have shown that any elementary event in a probabilistic space can be approximated by a convergent subsequence of a chaotic phenomenon. This goes beyond classical statistical tests used to evaluate pseudo-random number generators.

A natural and promising direction for future research lies in extending these findings to broader settings, such as Polish spaces, locally compact metric spaces, and other more general topological frameworks. Such generalizations could not only deepen the theoretical foundations of this work but also expand its practical applicability, paving the way for novel advancements in the field.

Conflicts of interest

The authors declares no conflict of interest.

References

- [1] Birkhoff, G. D. (1931). *Proof of the Ergodic Theorem*. Proceedings of the National Academy of Sciences, 17(12), 656–660. <https://doi.org/10.1073/pnas.17.12.656>
- [2] Campbell, B., Walker, G.A.H., and Yang, S. (1988). *A search for substellar companions to solar-type stars*. The Astrophysical Journal, 331, 902. doi:10.1086/166608
- [3] Devaney, R. L. (1989). *An Introduction to Chaotic Dynamical Systems (2nd ed.)*. Addison-Wesley.
- [4] Feigenbaum, M. J. (1978). *Quantitative Universality for a Class of Nonlinear Transformations*. Journal of Statistical Physics, 19(1), 25–52
- [5] Henon, M. (1976). *A two-dimensional mapping with a strange attractor*. Communications in Mathematical Physics, 50(1), 69–77.
- [6] Klaus R. K. Glover et al. (1990). *Lyapunov Exponents and the Statistical Properties of Henon Map*. Physica D: Nonlinear Phenomena.
- [7] May, R. M. (1976). *Simple Mathematical Models with Very Complicated Dynamics*. Nature, 261(5560), 459–467.
- [8] Prokhorov, Y. V. (1956) *Convergence of random processes and limit theorems in probability theory*. Theory of Probability and its Applications, 1(2):157–214, DOI: 10.1137/1101016.
- [9] Russel, D.A., Hanson J.D., and Ott E., (1980) *Dimension of strange attractors*, Physical Review Letters, vol. 45, p. 1175
- [10] Schuster, H. G. (1984). *Deterministic Chaos: An Introduction*. Physik Verlag.
- [11] Wirsing, E. (1950). *The Gauss-Kuzmin-Wirsing Distribution*. Mathematics of Computation, 4(36), 142-157.