

DTECT: Dynamic Topic Explorer & Context Tracker

Suman Adhya and Debarshi Kumar Sanyal

Indian Association for the Cultivation of Science

adhyasuman30@gmail.com, debarshi.sanyal@iacs.res.in

Abstract

The explosive growth of textual data over time presents a significant challenge in uncovering evolving themes and trends. Existing dynamic topic modeling techniques, while powerful, often exist in fragmented pipelines that lack robust support for interpretation and user-friendly exploration. We introduce **DTECT** (**D**ynamic **T**opic **E**xplorer & **C**ontext **T**racker), an end-to-end system that bridges the gap between raw textual data and meaningful temporal insights. DTECT provides a unified workflow that supports data preprocessing, multiple model architectures, and dedicated evaluation metrics to analyze the topic quality of temporal topic models. It significantly enhances interpretability by introducing LLM-driven automatic topic labeling, trend analysis via temporally salient words, interactive visualizations with document-level summarization, and a natural language chat interface for intuitive data querying. By integrating these features into a single, cohesive platform, DTECT empowers users to more effectively track and understand thematic dynamics. DTECT is open-source and available at <https://github.com/AdhyaSuman/DTECT>.

1 Introduction

Understanding how topics evolve over time is crucial for interpreting large, temporally structured text corpora such as news archives, academic literature, and social media. The Dynamic Topic Model (DTM) (Blei and Lafferty, 2006) extends Latent Dirichlet Allocation (LDA) (Blei et al., 2003) to model topic trajectories over time.

Subsequent advancements include the Dynamic Embedded Topic Model (DETM) (Dieng et al., 2019), the Chain-Free Dynamic Topic Model (CFDTM) (Wu et al., 2024a), and evaluation metrics specific for dynamic topic models by Karakka-parambil James et al. (2024).

Several toolkits such as GENSIM (Řehůřek and Sojka, 2010), OCTIS (Terragni et al., 2021), and

TOPMOST (Wu et al., 2024b) support topic modeling workflows.

Despite these advances, a unified end-to-end system for dynamic topic modeling is still missing. Semantic interpretability remains a key challenge (Doogan and Buntine, 2021), as topics are typically unlabeled distributions over words. This makes it tedious to inspect and track topic shifts across time.

To address these limitations, we present **DTECT** (**D**ynamic **T**opic **E**xplorer and **C**ontext **T**racker), a unified, interactive system for dynamic topic modeling and interpretation:

Contributions

- ★ An end-to-end pipeline for dynamic topic modeling, covering preprocessing, modeling (DTM, DETM, CFDTM), and evaluation (TTC, TTS, TTQ).
- ★ LLM-enhanced topic labeling for interpreting evolving topics across time.
- ★ A scoring-based method to surface temporally informative words and visualize their trajectories.
- ★ Context-specific document retrieval via keyword-timestamp queries, with document highlighting.
- ★ LLM-based summarization of retrieved documents to explain temporal trends.
- ★ A conversational interface for grounded, follow-up exploration based on retrieved evidence.

2 System Overview

As illustrated in Figure 1, DTECT comprises two main components: (1) *Data-to-Model Pipeline* and (2) *Exploration & Interpretation Layer*.

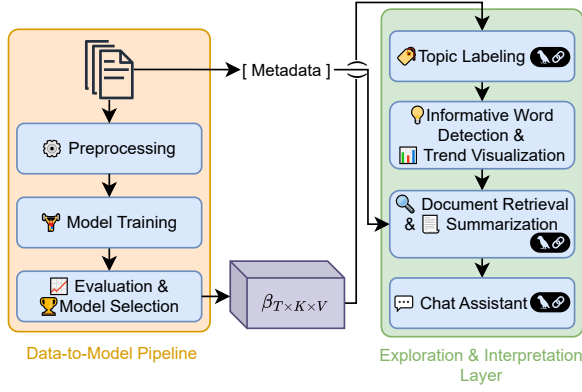


Figure 1: System architecture and workflow of DTECT.

Data-to-Model Pipeline. This module covers: (a) *Preprocessing* of timestamped documents via standard NLP methods; (b) *Model Training* using three dynamic topic models, and (c) *Evaluation & Selection* based on the temporal evaluation scores and runtime.

Exploration & Interpretation Layer. This layer supports intuitive understanding through: (a) *Topic Labeling* using LLMs based on temporal keyword trajectories; (b) *Informative Word Detection & Trend Exploration*, which scores topic-specific words based on their temporal distributions and visualizes their evolution over time; (c) *Document Retrieval & Summarization*, allowing users to retrieve timestamp-specific documents for selected keywords and generate concise summaries to highlight key developments; (d) an interactive *Chat Assistant* that supports natural language queries grounded in the generated summaries for deeper pattern exploration.

The next sections detail its two core components.

3 Data-to-Model Pipeline

DTECT provides a flexible pipeline to process timestamped corpora and fit dynamic topic models. This section describes the datasets, preprocessing steps, supported models, and evaluation methods.

3.1 Datasets and Preprocessing

We showcase DTECT’s capabilities across three corpora spanning academic, diplomatic, and legislative domains (Table 1). Each dataset is processed using a modular OCTIS-based pipeline, producing tokenized texts, vocabulary, BoW matrices, and timestamp indices. Figure 2 illustrates how users can apply the preprocessing script to their own custom datasets and start exploring.

Dataset	#Docs	Avg Len	Std Len	#Timestamps
ACL Anthology	78,622	530.5	332.0	16 (2010–2025)
UN Debates	7,507	10,847.2	4,671.3	46 (1970–2015)
TCPD-IPD Finance	20,361	858.9	690.3	21 (1999–2019)

Table 1: Dataset statistics: number of documents, average and standard deviation of document lengths (in words), and the number of temporal bins.

```
from backend.datasets.preprocess import
Preprocessor
from nltk.corpus import stopwords
import os

dataset_dir = '../data/Sample_data/'
stop_words = stopwords.words('english')

preprocessor = Preprocessor(
    docs_jsonl_path=dataset_dir + 'docs.jsonl',
    output_folder=os.path.join(dataset_dir, '
processed'),
    use_partition=False,
    min_count_bigram=5,
    threshold_bigram=20,
    remove_punctuation=True,
    lemmatize=True,
    stopword_list=stop_words,
    min_chars=3,
    min_words_docs=3,
)
preprocessor.preprocess()
```

Figure 2: Example: DTECT preprocessing pipeline.

3.2 Supported Models

DTECT supports three dynamic topic models: the classical DTM (Blei and Lafferty, 2006), which extends LDA with temporal dependencies; DETM (Dieng et al., 2019), a neural variational model that uses RNNs to model continuous topic evolution; and CFDTM (Wu et al., 2024a), a chain-free model that replaces Markov assumptions with contrastive learning and irrelevant word exclusion.

All these models produce a temporal topic-word distribution tensor $\beta \in \mathbb{R}^{T \times K \times V}$, where T is the number of timestamps, K is the number of topics, and V is the vocabulary size. Each entry $\beta_{t,k,v}$ denotes the probability of word v under topic k at time t . This structure forms the backbone of DTECT’s exploration and interpretation layers.

3.3 Evaluation & Model Selection

To assess how well models capture temporal topic dynamics, we use three metrics from Karakka-parambil James et al. (2024): **Temporal Topic Coherence (TTC)**, which measures the semantic coherence of topic words over time; **Temporal Topic Smoothness (TTS)**, which quantifies how gradually topic distributions evolve across adjacent timestamps; and **Temporal Topic Quality (TTQ)**,

```

from backend.datasets import dynamic_dataset
from backend.models.CFDTM import CFDTM
from backend.models.dynamic_trainer import
DynamicTrainer
from backend.evaluation.eval import
TopicQualityAssessor

# Load dataset
data = dynamic_dataset.DynamicDataset('../data/
Sample_data/processed')

# Initialize model
model = CFDTM(
    vocab_size=data.vocab_size,
    num_times=data.num_times,
    num_topics=20,
    pretrained_WE=data.pretrained_WE,
    train_time_wordfreq=data.train_time_wordfreq
).to("cuda")

# Train model
trainer = DynamicTrainer(model, data)
top_words, _ = trainer.train()
top_words_list = [[topic.split() for topic in
timestamp] for timestamp in top_words]
train_corpus = [doc.split() for doc in data.
train_texts]

# Evaluation
assessor = TopicQualityAssessor(
    topics=top_words_list,
    train_texts=train_corpus,
    topn=10,
    coherence_type='c_npmi'
)
summary = assessor.get_dtq_summary()

```

Figure 3: Example training and evaluation pipeline.

a composite score that balances both coherence and smoothness.

Figure 3 shows how DTECT integrates these into training and model selection, ensuring consistent comparisons. Section 6.2 presents a detailed analysis using these metrics to select the best model per corpus.

4 Exploration & Interpretation Layer

DTECT provides an interactive [Streamlit](#) interface, linking dynamic topic model outputs with a suite of exploration tools, including topic labeling, identification, and visualization of temporally informative words, document retrieval, summarization, and follow-up analysis. It supports various LangChain-compatible models, including those from OpenAI, Gemini, and Anthropic.

4.1 Topic Labeling

Topic models output word distributions without semantic labels, requiring manual inspection of top words for interpretation. This becomes especially challenging in dynamic settings with many topics over time. To address this, DTECT builds a *temporal keyword trajectory* by extracting the top- N words at each time point, e.g.,

2019: outbreak, pneumonia, china, wuhan, virus
2020: lockdown, pandemic, covid, quarantine, mask
2021: vaccine, immunity, doses, pfizer, rollout

This trajectory is sent to an LLM to generate a concise, descriptive label capturing the evolving theme (see Appendix A.1). To avoid redundant API calls, results are cached using SHA-256 hashes.

4.2 Temporal Informative Word Detection and Trend Visualization

Top-ranked topic words are often stable over time, making them less effective for capturing evolving trends. Identifying temporally salient words manually is also difficult without domain expertise. For instance, in the context of *India's financial discourse*:

2015: bank, rbi, issue, cash, debit_card
2016: rbi, atm, issue, demonetisation, black_money
2017: issue, rbi, digital_payment, upi, npc

Common terms like *bank* or *rbi* remain static, while emerging words like *demonetisation* and *upi* highlight major events such as the **2016 demonetisation** and the rise of digital payments.

To automatically identify temporally significant terms, we score each word v in a topic k based on its *probability trajectory over time*, $\{\beta_{t,k,v}\}_{t=1}^T$. The score combines three criteria:

Burstiness (S_{burst}): Captures temporal dynamism by comparing a word's peak probability to its mean within the topic:

$$S_{\text{burst}}(v, k) = \frac{\max_t \beta_{t,k,v}}{\text{mean}_t \beta_{t,k,v} + \epsilon}$$

Specificity (S_{spec}): Measures a word's peak relevance in the topic relative to its average relevance across all topics and timestamps:

$$S_{\text{spec}}(v, k) = \frac{\max_t \beta_{t,k,v}}{\text{mean}_{t,k'} \beta_{t,k',v} + \epsilon}$$

Uniqueness (S_{uniq}): An IDF-style score that penalizes words active in many topics:

$$S_{\text{uniq}}(v) \propto \log \left(\frac{\text{Total Topics}}{|\{k' : v \in \text{Top-}N \text{ words of } k'\}|} \right)$$

The final interestingness score is the product of these three components:

$$S_{\text{final}}(v, k) = S_{\text{burst}}(v, k) \times S_{\text{spec}}(v, k) \times S_{\text{uniq}}(v)$$

where ϵ is a small positive constant added for numerical stability.

Component	Subcomponent	Implementation
Data-to-Model Pipeline	Preprocessing	OCTIS (Terragni et al., 2021), Gensim Phrases
	Model Training	DTM (Blei and Lafferty, 2006), DETM (Dieng et al., 2019), CFDTM (Wu et al., 2024a)
	Evaluation	TTC, TTS, TTQ (Karakkaparambil James et al., 2024)
Exploration & Interpretation Layer	Topic Labeling	LLM-based (GPT, Claude, Gemini)
	Trend Visualization	Burstiness; Specificity; Uniqueness; Time-series plots using Plotly
	Document Retrieval & Summarization	Retrieve by Word-Timestamp; Highlight Relevant Texts; Summarize via LLMs
	Chat Assistant	Grounded in Retrieved Docs; Context-Aware; Factually Consistent

Table 2: The architecture of DTECT, outlining its primary components, their subcomponents, and the corresponding implementation details.

Ranking words by S_{final} surfaces key terms that signal temporal shifts. Their evolution can be visualized by plotting their probability trajectories, $\text{trend}(v) = [\beta_{1,k,v}, \dots, \beta_{T,k,v}]$.

4.3 Document Retrieval and Summarization

DTECT enables users to explore any word-timestamp pair by retrieving documents from the corresponding time that contain the selected word. To ensure both relevance and diversity, we first retrieve candidate documents using FAISS, then apply Maximal Marginal Relevance (MMR) to refine the selection. The final set is synthesized into a thematic, bullet-point summary by an LLM. The full prompt is provided in Appendix A.2.

4.4 Conversational Exploration

To enable deeper engagement with the summarized content, DTECT provides a chat interface for follow-up questions, implemented via LangChain’s ConversationChain to maintain dialogue history. Each response is strictly grounded in the retrieved documents by prepending a system prompt that instructs the LLM to rely only on the provided content and indicate when information is missing. This ensures factual consistency and makes responses directly interpretable. The system prompt is included in Appendix A.3.

To summarize the full system, Table 2 outlines the architecture of DTECT, highlighting its two main components—*Data-to-Model Pipeline* and *Exploration & Interpretation Layer*—along with the models, tools, and techniques integrated at each stage.

5 User Interface

DTECT offers an interactive web-based interface, available both locally and at <https://huggingface.co/spaces/AdhyaSuman/DTECT>, with source code under the MIT license and a

demo video at <https://youtu.be/B8nNfxFoJAU>. Figure 4 shows an overview.

Users begin by preprocessing their dataset (Figure 2), followed by model training and evaluation (Figure 3). Once completed, they can interactively explore results by selecting the dataset, model, and LLM settings. DTECT then generates and caches the inverted index and topic labels for efficient reuse (§4.1).

Topic exploration begins with selecting a topic and identifying temporally salient words (§4.2), visualized via interactive Plotly charts. Clicking a word-timestamp pair retrieves matching documents, which can be summarized (§4.3) or further examined through a document-grounded chat interface (§4.4). All components operate in real-time, enabling seamless, end-to-end exploration.

6 Evaluation

We validate DTECT through comparative analysis with existing tools, quantitative evaluation of dynamic topic models, user feedback, and a real-world case study.

6.1 Comparison to Existing Toolkit

Toolkits like GENSIM (Řehůřek and Sojka, 2010) and OCTIS (Terragni et al., 2021) focus on static topic modeling. TOPMOST (Wu et al., 2024b) supports dynamic models but lacks interpretability and exploration features.

As shown in Table 3, DTECT supports multiple models (DTM, DETM, CFDTM) and integrates key features: dynamic evaluation metrics (TTC, TTS, TTQ), LLM-based labeling, keyword tracking, interactive UI, summarization, and a chat assistant, making it a comprehensive platform for dynamic topic modeling.

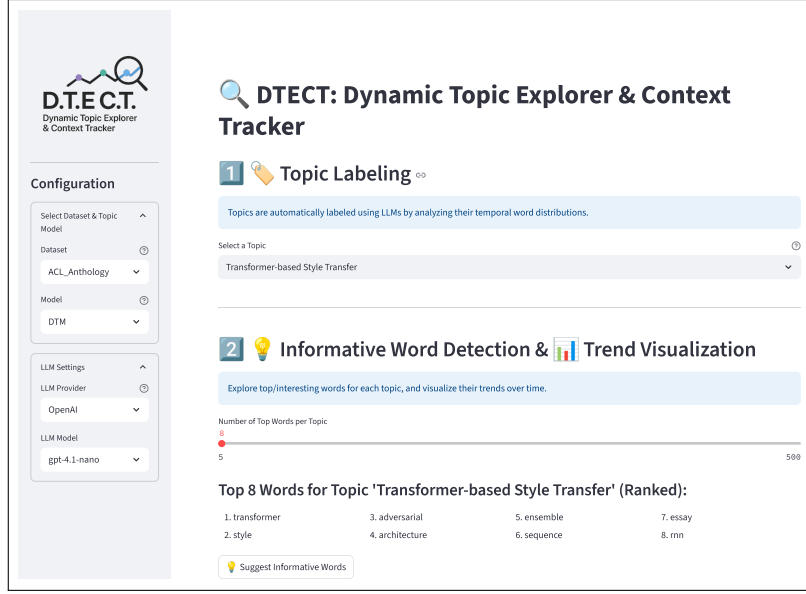


Figure 4: Overview of the DTECT interface. After selecting the dataset, model, and LLM settings, users can begin exploring topics by choosing a topic from the list of LLM-generated topic-labels.

Features	DTECT	TOPMOST	GENSIM
Availability of models:			
1. DTM	✓	✓	✓
2. DETM	✓	✓	✗
3. CFDTM	✓	✓	✗
Temporal evaluation	✓	✓	✗
Topic labeling	✓	✗	✗
Informative terms detection	✓	✗	✗
Interactive UI	✓	✗	✗
Summarization	✓	✗	✗
Chat assistant	✓	✗	✗

Table 3: Feature comparison of DTECT with TOPMOST and GENSIM

6.2 Quantitative Evaluation of Dynamic Topic Models

We evaluated the performance of DTECT’s models (DTM, DETM, and CFDTM) on three datasets: ACL Anthology, UN Debates, and TCPD-IPD Finance. Table 4 reports topic quality scores (TTC, TTS, TTQ) and runtimes. The results show that while the classic DTM yields the highest-quality topics, its computational cost is substantial. DETM, in contrast, offers a compelling balance of efficiency and competitive performance, making it a practical choice for most applications.

6.3 User Feedback Evaluation

We collected feedback from 25 users who watched a [demo video](#) of DTECT and rated seven aspects of the system on a 5-point Likert scale. As shown in Table 5, all components received high ratings

Model	Time (Sec.) ↓	TTC ↑	TTS ↑	TTQ ↑
ACL Anthology				
CFDTM	18,383	0.0751	0.9127	0.0785
DETM	13,638	0.1006	0.8448	0.0838
DTM	73,992	0.1050	0.9430	0.0981
UN Debates				
CFDTM	7,450	-0.0016	0.5832	0.0032
DETM	4,792	0.0980	0.8721	0.0858
DTM	2,90,400	0.1321	0.9386	0.1239
TCPD-IPD Finance				
CFDTM	6,625	0.1533	0.7843	0.1300
DETM	6,017	0.1449	0.7883	0.1173
DTM	1,17,468	0.1818	0.9505	0.1731

Table 4: Topic quality and runtime comparison across datasets.

(mean > 4.5) with low variance, reflecting consistent positive user perception.

Evaluation Aspect	Mean	Std.
Ease of Navigation	4.64	0.57
Tool Responsiveness	4.52	0.59
Topic Labeling	4.64	0.57
Informative Word Suggestion	4.68	0.56
Document Retrieval	4.68	0.56
Generated Summary	4.60	0.71
Chat Assistant	4.48	0.77

Table 5: Statistics of user ratings (1–5) for DTECT components based on feedback from 25 users.

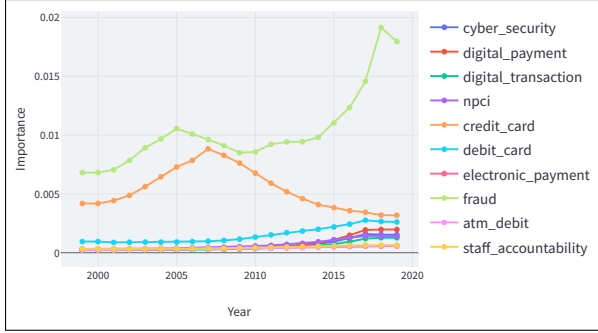


Figure 5: Temporal Trends of Informative Words for the Topic *Banking Regulations* within the TCPD-IPD Dataset (Finance Ministry).

6.4 Case Study: Parliamentary Q&A

We demonstrate DTECT’s capabilities on the TCPD-IPD dataset, analyzing parliamentary questions to India’s Ministry of Finance using the DTM model, which showed the best coherence.

Informative Term Detection for “Banking Regulations”: We explored the topic of *Banking Regulations* using DTECT’s Informative Word Detection module (§4.2). DTECT automatically identified the top 10 informative terms from the top 500 words: “*cyber_security*”, “*digital_payment*”, “*digital_transaction*”, “*npci*”, “*credit_card*”, “*debit_card*”, “*electronic_payment*”, “*fraud*”, “*atm_debit*”, and “*staff_accountability*”. This automated output offers immediate interpretability, contrasting with the manual curation of over 350 words by Adhya and Sanyal (2022) to derive similar terms like “*npci*”, “*cheque*”, “*debit_card*”, “*credit_card*”, “*digital_transaction*”, “*digital_payment*”, “*cyber_security*”, and “*atm*”. DTECT thus streamlines keyword identification through automated ranking.

Temporal Analysis: “Credit Card” Spike: Figure 5 shows temporal trends of identified keywords. Consistent with Adhya and Sanyal (2022), we focus on the spike in interest around “*credit_card*” in 2007. Using DTECT’s trend visualization and summarization modules, we examined the 2007 spike in “*credit_card*” interest. DTECT’s trend visualization and summarization modules confirmed three main factors: (1) increased credit card frauds; (2) rising bank interest rates; and (3) expansion of the Kisan Credit Card (KCC) scheme. Figure 6 illustrates DTECT’s ability to capture these events via document-grounded summaries.

This case study highlights DTECT’s support for

Summary for words *credit_card* in 2007 :

- **Interest Rate Concerns:** Rising and potentially arbitrary credit card interest rates were a key focus.
- **Fraud and Misuse:** Discussions centered on credit card fraud, including e-ticket scams and misuse of card details.
- **RBI Guidelines and Compliance:** The role and enforcement of Reserve Bank of India (RBI) guidelines on credit card operations were frequently discussed.
- **Consumer Protection:** Issues of customer rights, transparency, and fair practices in credit card services were highlighted.
- **Kisan Credit Cards:** The Kisan Credit Card scheme for farmers, including limits and insurance, was a prominent topic.
- **Debt Collection Practices:** Concerns about abusive debt collection methods and the role of recovery agents were raised.
- **Bank Practices and Transparency:** Discussions about banks’ transparency in disclosing information, such as interest rates and charges, were prevalent.

☐ Ask follow-up questions about this summary

Figure 6: Summaries generated by DTECT for the “Credit Card” topic, highlighting key events and discussions around the 2007 peak.

end-to-end, interpretable dynamic topic analysis. Additional case studies are in Appendix D.

7 Relevance of DTECT in the Era of LLMs

While dynamic topic models are well-suited for capturing topic evolution in large corpora, LLMs face limitations due to their fixed context windows, making them less effective for long-range temporal analysis. DTECT offers a hybrid solution: it uses a DTM backbone to model temporal dynamics and integrates LLMs to address key usability and interpretability gaps. Specifically, DTECT employs LLMs for (1) generating interpretable topic labels, (2) summarizing document-grounded explanations for shifts in topic distributions, and (3) enabling interactive, conversational exploration of trends. This synergy reduces the need for manual inspection and streamlines dynamic topic analysis at scale.

8 Conclusion

Navigating evolving themes in large text collections is challenging. We introduce DTECT, an interactive system that combines dynamic topic models for scalable analytics with LLMs for nuanced understanding. DTECT offers a unified interface, allowing users to effortlessly explore automatically labeled topic trends and delve into the underlying documents. Features like one-click temporal summarization and a conversational assistant streamline analysis, transforming data into an intuitive, exploratory experience that reveals the temporal narratives within any large text corpus.

Limitations

DTECT is built as a modular and extensible framework that supports the full dynamic topic modeling pipeline, from preprocessing to interactive analysis. While the system is robust and adaptable, there remain opportunities for refinement.

The integration of LLMs for topic labeling, summarization, and conversational exploration greatly enhances interpretability. However, like most LLM-based components, these features introduce challenges related to transparency, reproducibility, and sensitivity to domain shifts. To mitigate these concerns, DTECT incorporates several mechanisms to promote user trust and validation. For topic labeling, the system displays top words alongside generated labels, allowing users to assess their semantic coherence. For summarization, the MMR-selected supporting documents are made visible, and all prompt templates used in generation are detailed in Appendix A, ensuring transparency and contextual grounding.

Currently, DTECT supports a core set of dynamic topic models. Although not exhaustive, its model-agnostic design allows easy integration of additional methods. Expanding model coverage remains a priority for future development.

References

- Suman Adhya and Debarshi Kumar Sanyal. 2022. [What does the Indian parliament discuss? an exploratory analysis of the question hour in the lok sabha](#). In *Proceedings of the LREC 2022 workshop on Natural Language Processing for Political Sciences*, pages 72–78, Marseille, France. European Language Resources Association.
- David M. Blei and John D. Lafferty. 2006. [Dynamic topic models](#). In *Proceedings of the 23rd International Conference on Machine Learning, ICML '06*, page 113–120, New York, NY, USA. Association for Computing Machinery.
- David M Blei, Andrew Y Ng, and Michael I Jordan. 2003. [Latent Dirichlet Allocation](#). *Journal of Machine Learning Research*, 3(Jan.):993–1022.
- Adji B Dieng, Francisco JR Ruiz, and David M Blei. 2019. The dynamic embedded topic model. *arXiv preprint arXiv:1907.05545*.
- Caitlin Doogan and Wray Buntine. 2021. [Topic model or topic twaddle? re-evaluating semantic interpretability measures](#). In *Proceedings of the 2021 Conference of the North American Chapter of the Association for Computational Linguistics: Human Language Technologies*, pages 3824–3848, Online. Association for Computational Linguistics.
- Charu Karakkaparambil James, Mayank Nagda, Nooshin Haji Ghassemi, Marius Kloft, and Sophie Fellenz. 2024. [Evaluating dynamic topic models](#). In *Proceedings of the 62nd Annual Meeting of the Association for Computational Linguistics (Volume 1: Long Papers)*, pages 160–176, Bangkok, Thailand. Association for Computational Linguistics.
- Radim Řehůřek and Petr Sojka. 2010. Software Framework for Topic Modelling with Large Corpora. In *Proceedings of the LREC 2010 Workshop on New Challenges for NLP Frameworks*, pages 45–50, Valletta, Malta. ELRA. <http://is.muni.cz/publication/884893/en>.
- Silvia Terragni, Elisabetta Fersini, Bruno Giovanni Galuzzi, Pietro Tropeano, and Antonio Candelieri. 2021. [OCTIS: Comparing and optimizing topic models is simple!](#) In *Proceedings of the 16th Conference of the European Chapter of the Association for Computational Linguistics: System Demonstrations*, pages 263–270, Online. Association for Computational Linguistics.
- Xiaobao Wu, Xinshuai Dong, Liangming Pan, Thong Nguyen, and Anh Tuan Luu. 2024a. [Modeling dynamic topics in chain-free fashion by evolution-tracking contrastive learning and unassociated word exclusion](#). In *Findings of the Association for Computational Linguistics ACL 2024*, pages 3088–3105, Bangkok, Thailand and virtual meeting. Association for Computational Linguistics.
- Xiaobao Wu, Fengjun Pan, and Anh Tuan Luu. 2024b. [Towards the TopMost: A topic modeling system toolkit](#). In *Proceedings of the 62nd Annual Meeting of the Association for Computational Linguistics (Volume 3: System Demonstrations)*, pages 31–41, Bangkok, Thailand. Association for Computational Linguistics.

A LLM Prompts

This section provides the templates for the prompts used in our system for topic labeling, summarization, and conversational follow-up. All prompts are executed with the language model temperature set to 0 to ensure consistency and reproducibility across outputs.

A.1 Topic Labeling Prompt Template

This prompt guides the LLM to assign concise and semantically meaningful labels to topics based on their top words over time, improving the interpretability of dynamic topic models.

Prompt for Topic Labeling

You are an expert in topic modeling and temporal data analysis. Given the top words for a topic across multiple time points, your task is to return a short, specific, descriptive topic label. Avoid vague, generic, or overly broad labels. Focus on consistent themes in the top words over time. Use concise noun phrases, 2–5 words max. Do **not** include any explanation, justification, or extra output.

Top words over time: {trajectory}

Return ONLY the label (no quotes, no extra text):

A.2 Summarization Prompt Template

The summarization module uses the following prompt to generate concise thematic summaries of selected documents:

Prompt for Thematic Summarization

Given the following documents from {timestamp} that mention the words: {word_list}, identify the key themes or discussion points from that time. Be concise. Each bullet should capture a distinct theme in 1-2 short sentences. Avoid any elaboration, examples, or justification.

Return no more than 5-7 bullets.

{context_texts}

Summary:

A.3 Conversational Follow-up System Instruction

To ensure document-grounded answers during Q&A, the following system instruction is used:

Prompt for Chat

You are an assistant answering questions strictly based on the provided sample documents below.

If the answer is not clearly supported by the text, respond with: *"The information is not available in the documents provided."*

Documents: {context_texts}

User Question: {user_question}

B Supporting Resources

We list below the datasets, codebases, and evaluation resources referenced or integrated into DTECT:

Datasets.

- **ACL Anthology:** <https://aclanthology.org/>
- **UN General Debates:** <https://www.kaggle.com/datasets/unitednations/un-general-debates>
- **TCPD-IPD Finance:** <https://tcpd.ashoka.edu.in/question-hour/>

Dynamic Topic Modeling Codebases.

- **TopMost Toolkit:** <https://github.com/bobxwu/TopMost>
- **DTM Implementation:** https://github.com/bobxwu/TopMost/blob/main/topmost/trainers/dynamic/DTM_trainer.py
- **DETM Implementation:** <https://github.com/bobxwu/TopMost/blob/main/topmost/models/dynamic/DETM.py>
- **CFDTM Implementation:** <https://github.com/bobxwu/TopMost/tree/main/topmost/models/dynamic/CFDTM>

Preprocessing Toolkit.

- **OCTIS:** <https://github.com/MIND-Lab/OCTIS>

Evaluation Metrics.

- **Evaluating Dynamic Topic Models:** <https://github.com/CharuJames/Evaluating-Dynamic-Topic-Models>

C User Feedback

To evaluate the usability and effectiveness of **DTECT**, we collected structured user feedback via a Google Form following a guided [demo video](#) and hands-on user interaction. The form included Likert-scale questions covering the following aspects: (1) **Ease of Navigation** – assessing the intuitiveness of the user interface and overall tool flow; (2) **Tool Responsiveness** – measuring the system’s performance and interaction speed; (3)

Topic Labeling – focusing on the clarity and relevance of the automatically generated topic labels; (4) **Informative Words** – evaluating the usefulness of suggested keywords in capturing meaningful temporal patterns; (5) **Document Retrieval** – examining the accuracy and responsiveness of the system for keyword-year based queries; (6) **Summary Quality** – reflecting how informative and coherent the generated summaries were; and (7) **Chat Assistant** – rating the relevance and accuracy of responses based on document summaries.

Figures 7 and 8 illustrate the interface and sample questions users encountered in the feedback form.

Name (Optional)
Your answer

Background in NLP? *

☐ Yes, experienced
☐ Somewhat familiar
☐ No experience

How easy was it to navigate through the tool? *

1 2 3 4 5
Very Difficult ☐ ☐ ☐ ☐ ☐ Very Easy

How responsive was the tool during usage (e.g., loading time, interaction)? *

1 2 3 4 5
Very Unresponsive ☐ ☐ ☐ ☐ ☐ Very Responsive

Figure 7: User demographics and general usability ratings collected via feedback form.

D Example Case Studies

We present here two illustrative case studies demonstrating how DTECT enables in-depth, interpretable analysis of topic evolution across diverse domains: scientific research and international political discourse.

How would you rate the Topic Labeling module? *
(To what extent are the generated topic labels clear, meaningful, and consistent with the top words?)

1 2 3 4 5
Not useful at all ☐ ☐ ☐ ☐ ☐ Very useful

How would you rate the Informative Word Suggestion module? *
To what extent are the suggested informative words meaningful, insightful, and worth exploring over time?

1 2 3 4 5
Not useful at all ☐ ☐ ☐ ☐ ☐ Very useful

How would you rate the Document Retrieval for selected keywords in a given year? *
To what extent was the retrieval process fast and responsive?

1 2 3 4 5
Very Unresponsive ☐ ☐ ☐ ☐ ☐ Very Responsive

How would you rate the generated Summary? *
To what extent was the summary clear, concise, and informative in capturing the main points of the retrieved documents?

1 2 3 4 5
Not clear or useful ☐ ☐ ☐ ☐ ☐ Very clear, concise, and informative

How would you rate the Chat Assistant for querying the summary? *
To what extent was the assistant helpful, accurate, and context-aware in answering your questions based on the summary?

1 2 3 4 5
Not helpful or relevant ☐ ☐ ☐ ☐ ☐ Very helpful and contextually accurate

Figure 8: Component-wise user ratings for DTECT modules including Topic Labeling, Informative Words, Retrieval, Summarization, and Chat Assistant.

D.1 Case Study: ACL Anthology (2010–2025)

To demonstrate DTECT’s use on research corpora, we analyze the ACL Anthology (2010–2025), focusing on the topic of *Neural Machine Translation* using the DTM model.

Informative Term Detection for “Neural Machine Translation”: DTECT’s *Informative Word Detection* module (§4.2) identifies key terms such as: “*statistical_machine*”, “*low_resource*”, “*smt*”, “*reordering*”, “*nmt*”, “*phrase_statistical*”, “*comparable_corpora*”, “*transliteration*”, “*nllb*”, and “*moses*”. These terms capture the transition from statistical and rule-based approaches to neural paradigms. Their temporal trends are explored below.

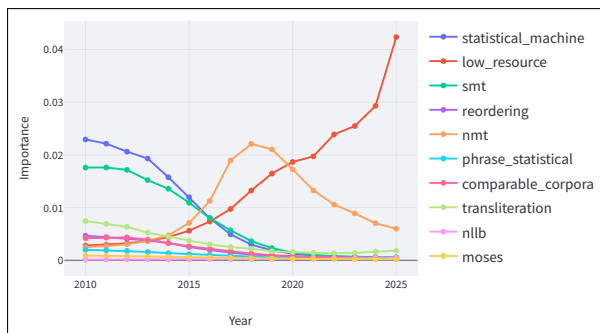


Figure 9: Temporal trends of informative words for the topic *Neural Machine Translation* in the ACL Anthology dataset.

Summary for words `statistical_machine`, `low_resource`, `smt`, `nmt` in 2018 :

- **Comparing SMT and NMT:** Direct performance comparisons and evaluations of SMT and NMT systems.
- **NMT for Low-Resource Languages:** Addressing the challenges of training NMT for languages with limited data.
- **Data Selection and Corpus Optimization:** Techniques to improve NMT performance by selecting and refining training data.
- **NMT System Development and Deployment:** Focus on improving NMT efficiency, speed, and practical application.
- **Integration of MT Technologies:** Combining SMT, NMT, and RBMT into a single platform.
- **Post-editing and Productivity:** Exploring the use of NMT in translation workflows and its impact on productivity.
- **Quality Estimation and Evaluation:** Assessing and improving the quality of MT output, including both SMT and NMT.

Figure 10: Summaries generated by DTECT for 2018, highlighting SMT vs. NMT comparisons, low-resource MT, and system deployment.

Interactive Trend Analysis and Summary Insights DTECT’s trend visualization shows that interest in “*nmt*” peaks in 2018, reflecting the community’s strong shift toward neural approaches. In contrast, “*smt*” and “*statistical_machine*” decline steadily after 2010, while “*low_resource*” gradually gains prominence, signaling a growing interest in multilingual and under-resourced language scenarios.

We focus on the year 2018 to generate document-grounded summaries using the terms “*statistical_machine*”, “*low_resource*”, “*smt*”, and “*nmt*” (Figure 10). The summarization module reveals core themes such as SMT vs. NMT comparisons, challenges in low-resource translation, data selection strategies, deployment of NMT systems, integration of hybrid approaches, post-editing workflows, and quality estimation.

Follow-up Exploration: SMT vs. NMT Comparisons: To explore this comparison further, we used DTECT’s chat interface to query *SMT* vs.

explain more about: “Comparing SMT and NMT”

The documents provided discuss the comparison of SMT and NMT in several contexts:

- **Direct Performance Comparisons:** Document 2, “SMT versus NMT: Preliminary comparisons for Irish,” directly compares the two. Document 13, “SMT vs NMT: A Comparison over Hindi and Bengali Simple Sentences,” also provides a direct comparison.
- **Shared Task Evaluations:** Document 6, “MS-UEdin Submission to the WMT2018 APE Shared Task: Dual-Source Transformer for Automatic Post-Editing,” compares SMT and NMT in the context of the WMT2018 Automatic Post-editing shared task. The document notes that their submission decisively wins the SMT post-editing sub-task and is very close in the NMT sub-task.
- **Error Analysis:** Document 7, “A fine-grained error analysis of NMT, SMT and RBMT output for English-to-Dutch,” analyzes the errors made by both SMT and NMT systems.
- **Data Selection:** Document 8, “Data selection for NMT using Infrequent n-gram Recovery,” mentions that data selection techniques used in SMT can also be applied to NMT.
- **Integration:** Document 9, “OctaveMT: Putting Three Birds into One Cage,” describes integrating SMT and NMT into a single platform.
- **Quality Estimation:** Document 19, “The Benefit of Pseudo-Reference Translations in Quality Estimation of MT Output,” discusses the use of SMT and NMT in the WMT18 Quality Estimation Task.

Figure 11: DTECT’s chat assistant responds to a follow-up query on SMT vs. NMT, retrieving comparative studies across tasks and languages.

NMT. The system retrieved a diverse set of documents covering performance evaluation, shared tasks, and system integration.

Document 2 (“SMT versus NMT: Preliminary comparisons for Irish”) and Document 13 (“SMT vs NMT: A Comparison over Hindi and Bengali Simple Sentences”) present direct comparisons. Document 6 discusses performance in the WMT18 post-editing shared task, showing strong results for both SMT and NMT. Document 7 provides error analysis for English–Dutch. Document 8 explores how SMT-style data selection aids NMT training, while Document 9 discusses integrating SMT, NMT, and RBMT. Document 19 focuses on quality estimation across systems.

D.2 Case Study: UN General Debates (1970–2015)

To demonstrate DTECT’s utility for political discourse analysis, we analyze the UN General Debates dataset spanning 1970 to 2015. We focus on the topic of *Global Politics*, using the DTM model selected based on coherence scores.

Informative Term Detection for “Global Politics”: DTECT’s *Informative Word Detection* module (§4.2) identifies key terms for this topic: “*globalization*”, “*humankind*”, “*cold*”, “*rivalry*”, “*bloc*”, “*diversity*”, “*interdependence*”, and others. These reflect both late 20th-century ideological

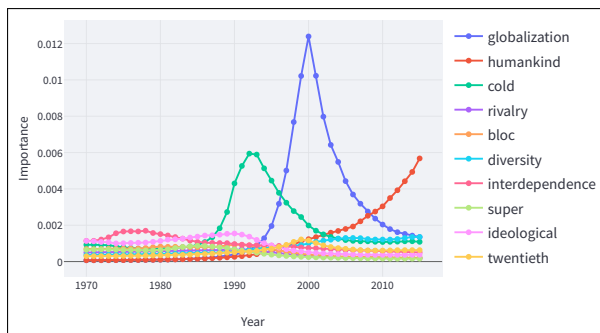


Figure 12: Temporal trends of informative words for the topic *Global Politics* in the UN General Debates dataset.

tensions and growing emphasis on international cooperation. Their usage patterns over time are examined in Figure 12.

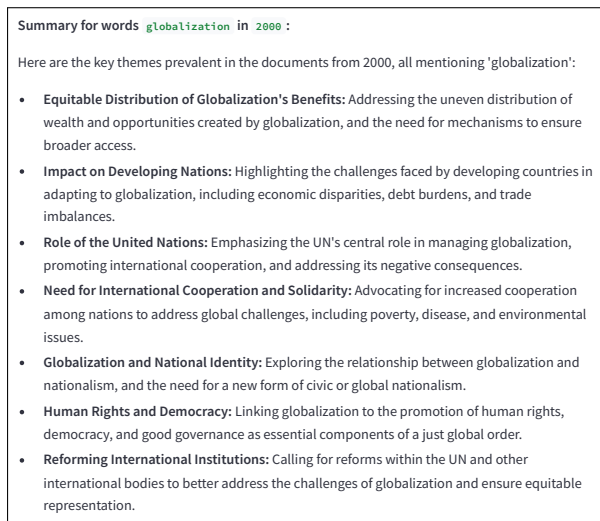


Figure 13: Summaries generated by DTECT for the year 2000, centered on debates involving globalization.

Interactive Trend Analysis and Summary Insights The term “*globalization*” peaks in 2000, reflecting widespread discourse on its impact and the role of the United Nations. In that year, DTECT retrieved 143 matching documents. Another prominent term, “*cold*”, peaks in 1992 with 130 documents, indicating retrospective discussion on the Cold War and its aftermath.

For 2000, using the term “*globalization*”, DTECT’s summarization module reveals key concerns such as equitable distribution of globalization’s benefits, its adverse impact on developing countries, the UN’s role in mediating these effects, and the call for institutional reforms (Figure 13). Other major themes include global solidarity, nationalism, human rights, and democratic governance.

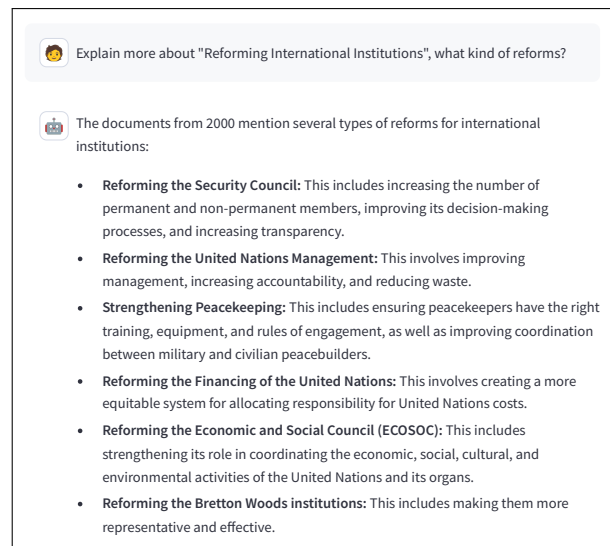


Figure 14: DTECT’s chat assistant responds to a follow-up query on reforming international institutions.

Follow-up Exploration: Reforming International Institutions A follow-up query on “Reforming International Institutions” retrieves detailed proposals discussed in the year 2000 as shown in Figure 14. These include expanding the UN Security Council, improving peacekeeping capacity, enhancing financial accountability, and reforming ECOSOC and Bretton Woods institutions to increase global representativeness and efficiency.

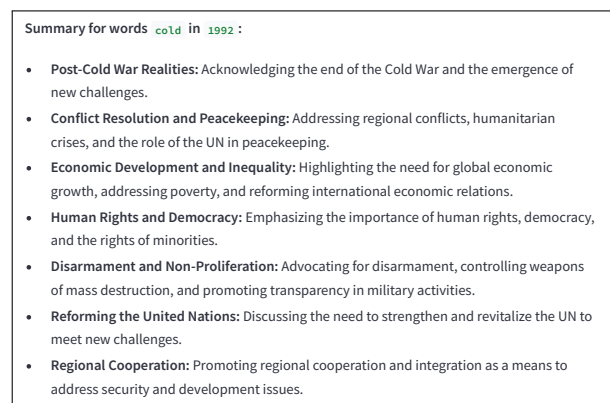


Figure 15: Summaries generated by DTECT for 1992, centered on post-Cold War discourse.

Post-Cold War Reflections and Summary Insights In 1992, DTECT highlights the term “*cold*” as central to global political discourse, especially regarding the Cold War’s end. The retrieved summaries emphasize post-Cold War realignment, regional conflicts, peacekeeping, democratization, economic inequality, disarmament, and institutional reform (Figure 15).

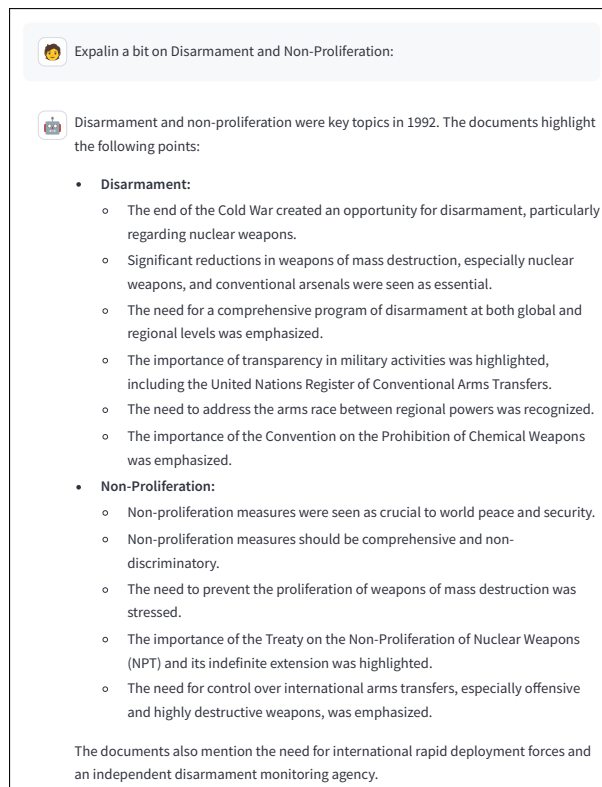


Figure 16: DTECT’s chat assistant explains post-Cold War disarmament and non-proliferation efforts.

Follow-up Exploration: Disarmament and Non-Proliferation A follow-up query on “Disarmament and Non-Proliferation” reveals a broad set of proposals from the 1992 debates (Figure 16). The end of the Cold War was seen as a key moment to advance disarmament and strengthen arms control frameworks.

- **Disarmament:** Emphasis on reducing nuclear and conventional weapons, promoting transparency (e.g., UN Arms Register), and addressing regional arms races. The Chemical Weapons Convention was widely endorsed.
- **Non-Proliferation:** Support for a non-discriminatory approach, indefinite extension of the NPT, and tighter controls on transfers of destructive weapons.
- **Institutional Measures:** Calls for rapid deployment forces and an independent disarmament monitoring body to ensure implementation and accountability.

These priorities reflect the UN’s evolving role in advancing global peace and security through cooperative disarmament efforts.