

ON THE DETECTION OF MEDIUM INHOMOGENEITY BY CONTRAST AGENT: WAVE SCATTERING MODELS AND NUMERICAL IMPLEMENTATIONS

ZHE WANG^{†,*} AHCENE GHANDRICHE^{*} AND JIJUN LIU^{†,*,‡}

ABSTRACT. We consider the wave scattering and inverse scattering in an inhomogeneous medium embedded a homogeneous droplet with a small size, which is modeled by a constant mass density and a small bulk modulus. Based on the Lippmann-Schwinger integral equation for scattering wave in inhomogeneous medium, we firstly develop an efficient approximate scheme for computing the scattered wave as well as its far-field pattern for any droplet located in the inhomogeneous background medium. By establishing the approximate relation between the far-field patterns of the scattered wave before and after the injection of a droplet, the scattered wave of the inhomogeneous medium after injecting the droplet is represented by a measurable far-field patterns, and consequently the inhomogeneity of the medium can be reconstructed from the Helmholtz equation. Finally, the reconstruction process in terms of the dual reciprocity method is proposed to realize the numerical algorithm for recovering the bulk modulus function inside a bounded domain in three dimensional space, by moving the droplet inside the bounded domain. Numerical implementations are given using the simulation data of the far-field pattern to show the validity of the reconstruction scheme, based on the mollification scheme for dealing with the ill-posedness of this inverse problem.

Keywords: Helmholtz equation, domain integral, Bessel functions, acoustic wave scattering, Newtonian potential, integral equation, body-wave resonances, numerics.

AMS subject classification: 35J05; 35R30; 65D12; 65D30; 65R20; 65R32.

1. INTRODUCTION

The wave propagation in inhomogeneous medium corresponding to given incident wave is an important physical phenomenon. For different kinds of waves, the governed equation may be in different forms, say, the Helmholtz equation for acoustic wave, the Maxwell equations for electromagnetic wave, and the elastic wave equations for elastic waves. In general, the inhomogeneity of the medium is represented by some physical parameters such as medium density and wave velocity arising in the governed equations. The reconstruction of the medium parameters using some information about the scattered wave such as its far-field pattern, which are called the inverse medium problems, have been thoroughly studied, see [9] and the references therein. It has been proven in [9, Theorem 10.5] that the far-field pattern of the scattered wave using all observation points excited by incident plane waves of the form

$$u^{inc}(x, \theta) := e^{ikx \cdot \theta} = e^{ik|x| \hat{x} \cdot \theta}, \quad x \in \mathbb{R}^3, \quad \theta, \hat{x} \in \mathbb{S}^2 := \{x \in \mathbb{R}^3 : |x| = 1\},$$

where k is the fixed wave number, θ is the incident direction, and \hat{x} is the unit observation direction, from all incident directions θ can uniquely determine the refraction index with compact support in

Date: July 9, 2025.

[†]School of Mathematics/S.T.Yau Center of Southeast University, Southeast University, Nanjing, 210096, P.R.China.

^{*}Nanjing Center for Applied Mathematics, Nanjing, 211135, P.R.China.

[‡]Corresponding author. Prof. Dr. Jijun Liu.

This work was supported by NSFC (No.12241102) and also the Jiangsu Provincial Scientific Research Center of Applied Mathematics under Grant No.BK20233002.

Email address: zhewang23@seu.edu.cn (Zhe Wang) gh.hsen.math@gmail.com (Ahcene Ghandriche) jjliu@seu.edu.cn (Jijun Liu) .

\mathbb{R}^3 . Of course, the requirement for the unique determination of the medium inhomogeneity that both \hat{x} and θ should be full of the unit sphere \mathbb{S}^2 is not practical from the engineering point of view.

Except for the wave propagation in general inhomogeneous media, the other important physical situations are the wave propagation in inhomogeneous media embedded with some bubbles, or droplets. Many interesting physical works have been devoted to the acoustic bubble problems, see [5, 7, 10]. In the case that the bubbles are of small size, they will yield extra scattering behaviors like the point-source. Then by moving bubbles in the inhomogeneous medium, the corresponding scattering waves depending on the bubbles will involve information about the background media, which provide a new way to the inhomogeneity detection for the background media. That is, by applying the far-field patterns of the scattered waves in inhomogeneous background medium embedded with various bubbles, it is possible to recover the refraction index of the medium using finite number of incident directions and observation points in \mathbb{S}^2 , instead of all incident directions and all observation directions. Such a configuration with finite number of incident directions and observations for the inverse medium problems based on the wave scattering is of crucial importance.

For $\rho_0(\cdot), k_0(\cdot) \in C(\mathbb{R}^3)$ representing the parameters of the inhomogeneity of the background medium, as the usual situations, we restrict the inhomogeneity in a bounded domain $\Omega \subset \subset \mathbb{R}^3$. More precisely, we assume that $\rho_0(x) = 1$ and $k_0(x) = 1$ for $x \in \mathbb{R}^3 \setminus \Omega$, where $\rho_0(\cdot)$ (respectively, $k_0(\cdot)$) is the density function (respectively, bulk modulus function) of the background medium.

The effective equations for wave propagation in bubbly liquids have been derived in the quasi-static regime, see [6, 22] for low frequency regime. In this paper, however, we are more concerned with wave propagation in the resonant regime, i.e., moderate frequency regime. We consider the scattering of acoustic waves in inhomogeneous media in \mathbb{R}^3 embedded a homogeneous droplet D_z given by the form

$$D_z := z + \varepsilon B(\mathbf{0}, 1), \quad (1.1)$$

where $B(\mathbf{0}, 1)$ is the unit ball with center $\mathbf{0}$ in \mathbb{R}^3 , with its boundary $\partial B(\mathbf{0}, 1) \equiv \mathbb{S}^2$, and z specifies the location of the droplet with radius $0 < \varepsilon \ll 1$, i.e., $D_z = B(z, \varepsilon)$. The small parameter $0 < \varepsilon \ll 1$ means that the used droplet is of small size, and consequently acts like a particle, or, a point source. Then the mass density and bulk modulus $(\rho(\cdot), k(\cdot))$ in \mathbb{R}^3 are of the form

$$\rho(\cdot) := \begin{cases} \rho_0(\cdot) & \text{in } \mathbb{R}^3 \setminus D_z \\ \rho_1 & \text{in } \overline{D}_z \end{cases} \quad \text{and} \quad k(\cdot) := \begin{cases} k_0(\cdot) & \text{in } \mathbb{R}^3 \setminus D_z \\ k_1 & \text{in } \overline{D}_z \end{cases}, \quad (1.2)$$

where ρ_1 and k_1 are known positive constants indicating the constant density and the bulk modulus of the homogeneous droplet D_z .

For a given incident plane wave $u^{inc}(x, \theta, \omega) := e^{i\omega x \cdot \theta}$, with $x \in \mathbb{R}^3$, solving

$$\Delta u^{inc}(x, \theta, \omega) + \omega^2 u^{inc}(x, \theta, \omega) = 0, \quad x \in \mathbb{R}^3, \quad (1.3)$$

the total wave $u(\cdot, \theta, \omega) := u^s(\cdot, \theta, \omega) + u^{inc}(\cdot, \theta, \omega)$, propagating in \mathbb{R}^3 embedded a droplet scatter D_z with media parameters given by (1.2), obeys the governed system

$$\begin{cases} \nabla \cdot \left[\frac{1}{\rho_0} \nabla u \right] + \frac{\omega^2}{k_0} u = 0 & \text{in } \mathbb{R}^3 \setminus \overline{D}_z, \\ \nabla \cdot \left[\frac{1}{\rho_1} \nabla u \right] + \frac{\omega^2}{k_1} u = 0 & \text{in } D_z, \\ u|_- - u|_+ = 0 & \text{on } \partial D_z, \\ \frac{1}{\rho_1} \frac{\partial u}{\partial \nu}|_- - \frac{1}{\rho_0} \frac{\partial u}{\partial \nu}|_+ = 0 & \text{on } \partial D_z, \end{cases} \quad (1.4)$$

where ν denotes the outward unit normal to ∂D_z , and $u^s(\cdot, \cdot, \cdot)$ is the corresponding scattered wave satisfying the Sommerfeld radiation condition at infinity, i.e.,

$$\frac{\partial u^s}{\partial |x|}(x, \theta, \omega) - i\omega \sqrt{\frac{\rho_0}{k_0(x)}} u^s(x, \theta, \omega) = \mathcal{O}\left(\frac{1}{|x|}\right), \quad |x| \rightarrow +\infty. \quad (1.5)$$

The problem (1.4)-(1.5) is well-posed, see [3, 4]. The scattered wave exhibits the asymptotic behavior

$$u^s(x, \theta, \omega) = \frac{e^{i\omega \sqrt{\frac{\rho_0}{k_0(x)}}|x|}}{|x|} u^\infty(\hat{x}, \theta, \omega) + \mathcal{O}\left(\frac{1}{|x|^2}\right), \quad |x| \rightarrow +\infty,$$

where $\hat{x} := \frac{x}{|x|} \in \mathbb{S}^2$ and $u^\infty(\cdot, \theta, \omega)$ is the far-field pattern corresponding to $u^s(\cdot, \theta, \omega)$. Of course, both $u^s(\cdot, \theta, \omega)$ and $u^\infty(\cdot, \theta, \omega)$ depend on D_z , which will be denoted by $u_z^s(\cdot, \theta, \omega), u_z^\infty(\cdot, \theta, \omega)$ in the sequel. Moreover, when we move $z \in \Omega$ and keep $D_z \subset\subset \Omega$, the scattered wave $\{u_z^s(x, \theta, \omega) : x \in \mathbb{R}^3, \theta \in \mathbb{S}^2\}$ involves the information about $k_0(x)$ in $\{x \in \Omega : \text{dist}(x, \partial\Omega) \geq \varepsilon > 0\}$. So an important inverse problem is to recover $k_0(\cdot)$ inside Ω using the information about $u_z^s(\cdot, \theta, \omega)$ for given fixed incident direction $\theta \in \mathbb{S}^2$ and all possible $D_z \subset\subset \Omega$. By this configuration, for a known domain Ω where the background medium is inhomogeneous, we can detect its inhomogeneity.

In the absence of a droplet, (1.4) in the case $\rho_0(x) \equiv 1$ in \mathbb{R}^3 is reduced to the Helmholtz equation

$$\Delta v(x, \theta, \omega) + \frac{\omega^2}{k_0(x)} v(x, \theta, \omega) = 0, \quad x \in \mathbb{R}^3, \quad (1.6)$$

where $v(\cdot, \theta, \omega) = v^s(\cdot, \theta, \omega) + u^{inc}(\cdot, \theta, \omega)$ is the total field before injecting the droplet D_z . The scattered wave $v^s(\cdot, \theta, \omega)$ is also of the asymptotic behavior

$$v^s(x, \theta, \omega) = \frac{e^{i\omega \sqrt{\frac{1}{k_0(x)}}|x|}}{|x|} v^\infty(\hat{x}, \theta, \omega) + \mathcal{O}\left(\frac{1}{|x|^2}\right), \quad |x| \rightarrow +\infty,$$

where $v^\infty(\cdot, \theta, \omega)$ is the far-field pattern corresponding to the scattered field $v^s(\cdot, \theta, \omega)$.

The inverse problem we are facing is the recovery of the bulk modulus function $k_0(\cdot)$ in Ω from $u_z^\infty(\cdot, \cdot, \cdot)$ corresponding to all $D_z \subset\subset \Omega$ and $v^\infty(\cdot, \cdot, \cdot)$, the far-field pattern of $v^s(\cdot, \theta, \omega)$ in free space \mathbb{R}^3 without any injected droplet for some incident and observation directions in $\mathbb{S}^2 \times \mathbb{S}^2$. In fact, in our imaging model, we will apply one incident direction θ and one observation direction along $-\theta$, i.e., the back-scattered direction.

This paper is arranged as follows. In section 2, we set up a reduced acoustic model corresponding to a constant mass density and variable bulk modulus. In section 3, we will write down the computations related to the far-field patterns $v^\infty(\cdot, \cdot, \cdot)$ and $u_z^\infty(\cdot, \cdot, \cdot)$. In subsection 3.1, we explain how we can estimate the total field $v(\cdot, \cdot, \cdot)$ and the far-field $v^\infty(\cdot, \cdot, \cdot)$ for the unperturbed medium cases. In subsection 3.2, we explain how we can estimate the total field $u_z(\cdot, \cdot, \cdot)$ and the far-field $u_z^\infty(\cdot, \cdot, \cdot)$ for the perturbed medium cases. The objective of section 4 is to numerically support the derived results in section 3. Finally, section 5 is devoted to the numerical reconstruction of the bulk modulus function $k_0(\cdot)$ in interior domain of Ω , where the mollification scheme is applied to deal with the ill-posedness of this inverse problem, due to the numerical differentiations in the reconstruction algorithm.

2. REDUCED ACOUSTIC MODEL

To recover $k_0(\cdot)$ in Ω , we introduce a droplet scatter $D_z \subset\subset \Omega$ for $z \in \Omega$ and consider the wave scattering restricted in Ω . Under the assumption that the density function $\rho(\cdot)$ given by (1.2) is constant, which means the inhomogeneity of the scattering media and the droplet is independent of

the media density, the corresponding mathematical model (1.4) becomes

$$\begin{cases} \Delta u + \frac{\omega^2}{k_0} u = 0 & \text{in } \Omega \setminus \overline{D_z}, \\ \Delta u + \frac{\omega^2}{k_1} u = 0 & \text{in } D_z, \\ u|_- - u|_+ = 0 & \text{on } \partial D_z, \\ \frac{\partial u}{\partial \nu}|_- - \frac{\partial u}{\partial \nu}|_+ = 0 & \text{on } \partial D_z, \end{cases} \quad (2.1)$$

where we have assumed $\rho(\cdot) \equiv 1$ in \mathbb{R}^3 . The notation $u(\cdot, \cdot, \cdot)$ denotes the total field after injecting a droplet D_z . To establish our reconstruction scheme, we assume that the droplet is of a small bulk modulus of order ε^2 , that is,

$$k_1 = \overline{k}_1 \varepsilon^2, \quad (2.2)$$

where \overline{k}_1 is some constant independent of ε , and ε is the radius of D_z . The following results about the far field patterns of $u^s(\cdot, \cdot, \cdot)$ and $v^s(\cdot, \cdot, \cdot)$ have been established in [10, Theorem 1.2].

Lemma 2.1. *Denote by $\{(\lambda_n, e_n), n \in \mathbb{N}\}$ the eigensystem related to the Newtonian operator N_B , defined from $\mathbb{L}^2(B)$ to $\mathbb{L}^2(B)$ by*

$$N_B(f)(x) := \int_B \frac{1}{4\pi|x-y|} f(y) dy, \quad x \in B := B(\mathbf{0}, 1), \quad (2.3)$$

i.e., $N_B(e_n) = \lambda_n e_n$ in B . Then, for $z \in \Omega$ such that $D_z \subset\subset \Omega$, the far-field patterns admit

$$u_z^\infty(\hat{x}, \theta, \omega) = v^\infty(\hat{x}, \theta, \omega) - \frac{1}{4\pi\overline{k}_1} \frac{\omega^2 \omega_{n_0}^2}{(\omega^2 - \omega_{n_0}^2)} \left(\int_B e_{n_0}(x) dx \right)^2 \varepsilon v(z, -\hat{x}, \omega) v(z, \theta, \omega) + \mathcal{O}\left(\varepsilon^{\min(1, 2-2h)}\right) \quad (2.4)$$

uniformly for all $\theta, \hat{x} \in \mathbb{S}^2$, under the condition $\omega^2 - \omega_{n_0}^2 = \mathcal{O}(\varepsilon^h)$ for $h \in (0, 1)$, where $\omega_{n_0}^2$ is the eigen-frequency given by

$$\omega_{n_0}^2 = \overline{k}_1 \lambda_{n_0}^{-1}. \quad (2.5)$$

Taking the observation direction \hat{x} as the back scattered direction, (2.4) yields

$$u_z^\infty(-\theta, \theta, \omega) = v^\infty(-\theta, \theta, \omega) - \frac{1}{4\pi\overline{k}_1} \frac{\omega^2 \omega_{n_0}^2}{(\omega^2 - \omega_{n_0}^2)} \left(\int_B e_{n_0}(x) dx \right)^2 \varepsilon (v(z, \theta, \omega))^2 + \mathcal{O}\left(\varepsilon^{\min(1, 2-2h)}\right). \quad (2.6)$$

Obviously, $v^\infty(-\theta, \theta, \omega)$ is independent of z , representing the far-field of the inhomogeneous background medium before injecting the droplet D_z . However, $u_z^\infty(-\theta, \theta, \omega)$ from the droplet D_z depends on z . The identity (2.6) gives us an approximate scheme to compute $(v(z, \theta, \omega))^2$ from the contrast $u_z^\infty(-\theta, \theta, \omega) - v^\infty(-\theta, \theta, \omega)$, which will be taken as our inversion input for recovering $k_0(\cdot)$ in Ω .

For given $n_0 \in \mathbb{N}$, we will choose the incident frequency ω in the sequel such that

$$\omega^2 = \omega_{n_0}^2 + \mathcal{O}(\varepsilon^h) \quad \text{for } 0 < h < 1, \quad (2.7)$$

with $\omega_{n_0}^2$ being the eigen-frequency defined by (2.5), where we take $\overline{k}_1 = 1$, i.e., $\omega_{n_0}^2$ is given by

$$\omega_{n_0}^2 = \lambda_{n_0}^{-1}. \quad (2.8)$$

Notice, in (2.7) and (2.8), the small radius $0 < \varepsilon \ll 1$ and n_0 should ensure $\lambda_{n_0}^{-1} \gg \varepsilon^h$ for numerical computations. This condition is always satisfied as $\lambda_{n_0} \sim 1$, $h > 0$ and ε is small. More precisely, using (2.7) and (2.8), we are led to rewrite (2.6) as

$$u_z^\infty(-\theta, \theta, \omega_{n_0}) - v^\infty(-\theta, \theta, \omega_{n_0}) = -\frac{1}{4\pi} \lambda_{n_0}^{-2} \left(\int_B e_{n_0}(x) dx \right)^2 \varepsilon^{1-h} (v(z, \theta, \omega_{n_0}))^2 + \mathcal{O}\left(\varepsilon^{\min(1, 2-2h)}\right).$$

Next, to ensure that the first term on the right hand side of the above equation dominates the error term, i.e., $\varepsilon^{1-h} \gg \varepsilon^{\min(1, 2-2h)}$, we need to choose $h \in (1/2, 1)$. Then (2.6) gives us approximately that

$$u_z^\infty(-\theta, \theta, \omega_{n_0}) - v^\infty(-\theta, \theta, \omega_{n_0}) = -\frac{1}{4\pi} \lambda_{n_0}^{-2} \left(\int_B e_{n_0}(x) dx \right)^2 \varepsilon^{1-h} (v(z, \theta, \omega_{n_0}))^2. \quad (2.9)$$

In the right hand side of (2.9), the determination of two constants λ_{n_0} and $\int_B e_{n_0}(x) dx$ is of great importance. Based on [21, Theorem 4.2], these two constants can be determined from the following result.

Lemma 2.2. *For the Newtonian operator $N_B(\cdot)$ defined by (2.3), it follows that*

$$\lambda_n = \mu_n^{-2}, \quad n = 1, \dots, \quad (2.10)$$

where μ_n are the positive roots of the transcendental equation

$$\mathbf{J}_{\frac{1}{2}}(\mu_n) + \frac{\mu_n}{2} \left(\mathbf{J}_{-\frac{1}{2}}(\mu_n) - \mathbf{J}_{\frac{3}{2}}(\mu_n) \right) = 0, \quad (2.11)$$

with $\mathbf{J}_\nu(\cdot)$ being the Bessel function of fractional order for $\nu \in \mathbb{R}$. The eigenfunctions corresponding to each eigenvalue λ_n satisfy

$$\int_B e_n(x) dx = 4\pi \mu_n^{-\frac{5}{2}} \int_0^{\mu_n} r^{\frac{3}{2}} \mathbf{J}_{\frac{1}{2}}(r) dr, \quad n = 1, \dots \quad (2.12)$$

Thanks to this lemma, and by using the explicit expressions for Bessel functions $\mathbf{J}_{-\frac{1}{2}}(x)$, $\mathbf{J}_{\frac{1}{2}}(x)$, $\mathbf{J}_{\frac{3}{2}}(x)$, the equation (2.11) can be rewritten as

$$\sin(\mu_n) + 2\mu_n \cos(\mu_n) = 0. \quad (2.13)$$

Besides, the formula (2.12) can be simplified to

$$\int_B e_n(x) dx = 4\sqrt{2\pi} \mu_n^{-\frac{5}{2}} \int_0^{\mu_n} r \sin(r) dr \stackrel{(2.13)}{=} 6\sqrt{2\pi} \mu_n^{-\frac{5}{2}} \sin(\mu_n), \quad n = 1, \dots \quad (2.14)$$

Then, for μ_n determined by (2.13), the eigenvalue λ_n and $\int_B e_n(x) dx$ can be computed from (2.10) and (2.14), respectively. The distribution of the first five roots of (2.13) and the quantitative information about $\{(\mu_n, \lambda_n, \omega_n, \int_B e_n(x) dx) : n = 1, \dots, 5\}$ are shown in Table 1.

TABLE 1. The distribution of $\{\mu_n, \lambda_n, \omega_n^2, \int_B e_n(x) dx\}_{n=1}^5$.

n	1	2	3	4	5
μ_n	1.8366	4.8158	7.9171	11.0408	14.1724
λ_n	0.2965	0.0431	0.0160	0.0082	0.0050
ω_n^2	3.3726	23.2018	62.5	121.9512	200
$\int_B e_n(x) dx$	3.1745	-0.2939	0.0851	-0.0371	0.0199

Based on **Table 1**, we can estimate the following constant

$$C_{n_0} := \frac{1}{4\pi} \lambda_{n_0}^{-2} \left(\int_B e_{n_0}(x) dx \right)^2 \varepsilon^{1-h}, \quad (2.15)$$

which, combined with (2.9), gives us

$$v^\infty(-\theta, \theta, \omega_{n_0}) - u_z^\infty(-\theta, \theta, \omega_{n_0}) = C_{n_0} (v(z, \theta, \omega_{n_0}))^2. \quad (2.16)$$

Based on the above relations, the algorithm we propose to reconstruct the bulk function $k_0(\cdot)$ in Ω is stated as the following

Algorithm 2.3.

(1) **Step (1).** We start by collecting our inversion input

$$\xi(z) := \xi(z, \theta, \omega_{n_0}) := v^\infty(-\theta, \theta, \omega_{n_0}) - u_z^\infty(-\theta, \theta, \omega_{n_0}), \quad (2.17)$$

with $z \in \Omega$, which corresponds to the left hand side of (2.16).

(2) **Step (2).** Based on (2.16), (2.17) and (2.15), we compute $v(z, \theta, \omega_{n_0})$, which is the point-wise value of the total field before injecting the droplet D_z into Ω .

(3) **Step (3).** We use numerical differentiation techniques (mollification method) to compute $\Delta v(z, \theta, \omega_{n_0})$ from the already reconstructed value $v(z, \theta, \omega_{n_0})$, as shown in **Step (2)**.

(4) **Step (4).** We use the Helmholtz equation (1.6) to obtain a set of point-wise values of $k_0(\cdot)$ by

$$\frac{1}{k_0(z)} = -\frac{1}{\omega_{n_0}^2} \frac{\Delta v(z, \theta, \omega_{n_0})}{v(z, \theta, \omega_{n_0})}, \quad z \in \Omega, \quad (2.18)$$

where, in the right-hand side, $v(z, \theta, \omega_{n_0})$ is already reconstructed from **Step (2)**, and $\Delta v(z, \theta, \omega_{n_0})$ is already reconstructed from **Step (3)**. Hence, by moving the droplet D_z in Ω , we can recover $\{k_0(z_j)\}_{j=1}^N$, the point-wise values of $k_0(\cdot)$.

Based on this algorithm, the continuous values of $k_0(\cdot)$ can be finally approximated from $\{k_0(z_j)\}_{j=1}^N$ obtained in **Step (4)** from the expansion

$$k_0(x) = \sum_{j=1}^N \gamma_j f_j(x), \quad x \in \Omega, \quad (2.19)$$

where $(f_1(\cdot), \dots, f_N(\cdot))$ is the specified radial basis functions, for example, see subsection 3.1 for the choice of the radial basis functions. The expansion coefficient $\vec{\gamma} := (\gamma_1, \dots, \gamma_N)^T \in \mathbb{C}^N$ can be determined from the following linear algebraic system

$$(f_i(z_j))_{N \times N} \cdot \vec{\gamma} = \vec{k}_0 \quad (2.20)$$

with known $\vec{k}_0 := (k_0(z_1), \dots, k_0(z_N))^T \in \mathbb{C}^N$.

Some necessary clarifications to the implementation of **Algorithm 2.3** are stated as follows.

- Concerning the selected index.

Since the index $n_0 \in \mathbb{N}$ in (2.17) is arbitrary, we take $n_0 = 1$ in (2.17) to obtain

$$\xi(z) = \xi(z, \theta, \omega_1) = v^\infty(-\theta, \theta, \omega_1) - u_z^\infty(-\theta, \theta, \omega_1) \stackrel{(2.16)}{=} C_1 (v(z, \theta, \omega_1))^2, \quad z \in \Omega, \quad (2.21)$$

without loss of generality, where $\omega_1 \stackrel{(2.8)}{=} \lambda_1^{-1/2} \stackrel{(2.10)}{=} \mu_1 \stackrel{\text{Table 1}}{\simeq} 1.8366$, and

$$C_1 \stackrel{(2.15)}{=} \frac{1}{4\pi} \lambda_1^{-2} \left(\int_B e_1(x) dx \right)^2 \varepsilon^{1-h} \stackrel{\text{Table 1}}{\simeq} \frac{1}{4\pi} (0.2965)^{-2} (3.1745)^2 \varepsilon^{1-h} \quad (2.22)$$

with $h > 1/2$. Under this configuration, the equation (2.18) becomes

$$\frac{1}{k_0(z)} = -\frac{1}{\omega_1^2} \frac{\Delta v(z, \theta, \omega_1)}{v(z, \theta, \omega_1)}, \quad z \in \Omega. \quad (2.23)$$

- Concerning the numerical differentiation involved in **Step (3)**.

To handle the numerical differentiation of $v(z, \theta, \omega_1)$ such as $\Delta v(z, \theta, \omega_1)$, see for instance **Step (3)**, we express the complex-valued inversion input data as

$$\xi(z) = C_1 (v(z, \theta, \omega_1))^2, \quad z \in \Omega, \quad (2.24)$$

see (2.21), with C_1 is estimated by (2.22). Then, from (2.24), we deduce that

$$v(z, \theta, \omega_1) = \frac{\sqrt{\xi(z)}}{\sqrt{C_1}}, \quad z \in \Omega. \quad (2.25)$$

Hence, for $z \in \Omega$, from (2.23) and (2.25), it follows that

$$\frac{1}{k_0(z)} = -\frac{1}{\omega_1^2} \frac{\Delta \sqrt{\xi(z)}}{\sqrt{\xi(z)}} = -\frac{1}{\omega_1^2} \left(\frac{\Delta \xi(z)}{2\xi(z)} - \frac{|\nabla \xi(z)|^2}{4\xi(z)^2} \right). \quad (2.26)$$

A very important observation in (2.26) is that, once we determine $\xi(z)$ from (2.21), the right-hand side of (2.26) is independent of C_1 , i.e., we do not need C_1 approximated by (2.22) for our reconstruction. On the other hand, the right-hand side of (2.26) requires numerical differentiations, which are ill-posed for $\xi(z)$ given by (2.21), since $u_z^\infty(-\theta, \theta, \omega_1)$ are approximated by solving truncated integral equations for small $0 < \varepsilon \ll 1$, and consequently $\xi(z)$ is of unavoidable noise. To address this issue, we utilize the mollification method to deal with the ill-posedness, see [8, 24] for related regularization schemes. More precisely, for given $\xi(\cdot)$ on a domain \mathfrak{U} containing the point z where we want to compute its Laplacian, we compute its second order partial derivatives along three directions, respectively. We firstly take $\mathfrak{U} \subset \mathbb{R}^3$ to be a cube and introduce

$$\eta(x) := \begin{cases} \mathbf{c} \exp\left(\frac{1}{|x|^2 - 1}\right), & \text{if } |x| < 1, \\ 0, & \text{if } |x| \geq 1, \end{cases}$$

with $\mathbf{c} := \left(\int_{-1}^1 e^{\frac{1}{|x|^2 - 1}} dx\right)^{-1}$, which is a $C_0^\infty(\mathbb{R}^1)$ function satisfying $\int_{\mathbb{R}^1} \eta(x) dx = 1$. For kernel function $\eta_\delta(x) := \frac{1}{\delta} \eta(\frac{x}{\delta})$ with specified $\delta > 0$, if $f : U \subset \mathbb{R} \rightarrow \mathbb{R}$ is locally integrable, define its mollification [13]

$$f^\delta(x) := (\eta_\delta * f)(x) := \int_U \eta_\delta(x - y) f(y) dy = \int_{-\delta}^{\delta} \eta_\delta(y) f(x - y) dy, \quad x \in U_\delta,$$

where $U_\delta := \{x \in U \mid \text{dist}(x, \partial U) > \delta\}$. Additionally, from [2, Chapter 2, Page 37], we have

$$D^\alpha f^\delta(x) = \int_U D^\alpha \eta_\delta(x - y) f(y) dy, \quad x \in U_\delta \subset U \subset \mathbb{R}^1, \quad (2.27)$$

where $D = \frac{d}{dx}$ and $\alpha = 1, 2$ is the order of derivative. According to [18, Theorem 4.1.1], the formula (2.27) makes sense under the condition $\|D^\alpha f\|_{\mathbb{L}^p(U_\delta)} \leq M(\alpha, p, \delta)$ for $1 \leq p \leq \infty$, with some positive constant $M(\alpha, p, \delta)$, and it holds that

$$\lim_{\delta \rightarrow 0} \|Df^\delta - Df\|_{\mathbb{L}^p(U_\delta)} \rightarrow 0 \quad \text{and} \quad \lim_{\delta \rightarrow 0} \|D^2 f^\delta - D^2 f\|_{\mathbb{L}^p(U_\delta)} \rightarrow 0. \quad (2.28)$$

To compute $\nabla \xi(z)$ and $\Delta \xi(z)$, we first use (2.27) to compute all the partial derivatives in

$$\nabla \xi^\delta(z) = \left(\frac{\partial \xi^\delta}{\partial z_1}(z), \frac{\partial \xi^\delta}{\partial z_2}(z), \frac{\partial \xi^\delta}{\partial z_3}(z) \right) \quad \text{and} \quad \Delta \xi^\delta(z) = \frac{\partial^2 \xi^\delta}{\partial z_1^2}(z) + \frac{\partial^2 \xi^\delta}{\partial z_2^2}(z) + \frac{\partial^2 \xi^\delta}{\partial z_3^2}(z)$$

with specified mollification constant $\delta > 0$, and then get the approximations to $\nabla \xi(z)$ and $\Delta \xi(z)$ in the sense (2.28). Assuming $\xi(\cdot, z_2, z_3) : U \rightarrow \mathbb{R}$ is locally integrable for fixed (z_2, z_3) , we have

$$\xi^\delta(z_1, z_2, z_3) := (\eta_\delta * \xi(\cdot, z_2, z_3))(z_1) = \int_U \eta_\delta(z_1 - t) \xi(t, z_2, z_3) dt, \quad z_1 \in U_\delta.$$

Then, it holds that

$$\partial_{z_1} \left(\xi^\delta(z_1, z_2, z_3) \right) = \int_U \partial_{z_1} \eta_\delta(z_1 - t) \xi(t, z_2, z_3) dt, \quad z_1 \in U_\delta$$

from (2.27). In a similar manner, we have

$$\begin{aligned}\partial_{z_2} \left(\xi^\delta(z_1, z_2, z_3) \right) &= \int_U \partial_{z_2} \eta_\delta(z_2 - t) \xi(z_1, t, z_3) dt, \quad z_2 \in U_\delta, \\ \partial_{z_3} \left(\xi^\delta(z_1, z_2, z_3) \right) &= \int_U \partial_{z_3} \eta_\delta(z_3 - t) \xi(z_1, z_2, t) dt, \quad z_3 \in U_\delta.\end{aligned}$$

Hence, we can compute the approximation to $\nabla \xi(z)$ by

$$\nabla \xi^\delta(z) = \left(\frac{\partial \xi^\delta}{\partial z_1}, \frac{\partial \xi^\delta}{\partial z_2}, \frac{\partial \xi^\delta}{\partial z_3} \right) (z). \quad (2.29)$$

In addition, we also have the approximation to $\Delta \xi(z)$ by

$$\Delta \xi^\delta(z) = \frac{\partial^2 \xi^\delta}{\partial z_1^2}(z) + \frac{\partial^2 \xi^\delta}{\partial z_2^2}(z) + \frac{\partial^2 \xi^\delta}{\partial z_3^2}(z), \quad (2.30)$$

where

$$\partial_{z_1}^2 \left(\xi^\delta(z_1, z_2, z_3) \right) = \int_U \partial_{z_1}^2 \eta_\delta(z_1 - t) \xi(t, z_2, z_3) dt, \quad z_1 \in U_\delta,$$

and $\partial_{z_2}^2 \left(\xi^\delta(z_1, z_2, z_3) \right), \partial_{z_3}^2 \left(\xi^\delta(z_1, z_2, z_3) \right)$ are of similar representations.

Thus, from (2.26), we deduce

$$\frac{1}{k_0(z)} = -\frac{1}{\omega_1^2} \left(\frac{\Delta \xi^\delta(z)}{2\xi(z)} - \frac{|\nabla \xi^\delta(z)|^2}{4\xi(z)^2} \right) - \frac{1}{\omega^2} \text{Error}(z), \quad z \in \mathfrak{U}_\delta, \quad (2.31)$$

where the error term $\text{Error}(z)$ is given by

$$\begin{aligned}\text{Error}(z) &:= \frac{\Delta(\xi - \xi^\delta)(z)}{2\xi(z)} - \frac{|\nabla(\xi - \xi^\delta)(z)|^2}{4\xi(z)^2} - \\ &\quad \frac{\langle \text{Re}(\nabla \xi(z)); \text{Re}(\nabla \xi(z) - \nabla \xi^\delta(z)) \rangle + \langle \text{Im}(\nabla \xi(z)); \text{Im}(\nabla \xi(z) - \nabla \xi^\delta(z)) \rangle}{2\xi(z)^2},\end{aligned}$$

which can be estimated as $\|\text{Error}\|_{\mathbb{L}^p(\mathfrak{U}_\delta)} \lesssim \|\Delta \xi^\delta - \Delta \xi\|_{\mathbb{L}^p(\mathfrak{U}_\delta)} + \|\nabla \xi^\delta - \nabla \xi\|_{\mathbb{L}^{2p}(\mathfrak{U}_\delta)} \rightarrow 0$ as $\delta \rightarrow 0$ from (2.28). Hence, by referring to (2.31), we have

$$\frac{1}{k_0(z)} \approx -\frac{1}{\omega_1^2} \left(\frac{\Delta \xi^\delta(z)}{2\xi(z)} - \frac{|\nabla \xi^\delta(z)|^2}{4\xi(z)^2} \right), \quad z \in \mathfrak{U}_\delta \subset \mathfrak{U} \subset \mathbb{R}^3,$$

where $\xi(z)$ is given by (2.21), while $\nabla \xi^\delta(z), \Delta \xi^\delta(z)$ are given by (2.29) and (2.30), respectively.

We conclude this section by the following explanations.

Remark 2.4. *The following points are in order.*

- (1) *Due to the quotient structure in the right-hand side of (2.23), the constant difference of the argument when we determine the complex-valued $v(z, \theta, \omega_1)$ from $(v(z, \theta, \omega_1))^2$ has nothing to do with the reconstruction of $k_0(z)$.*
- (2) *In **Step (3)**, we use the mollification method to calculate $\Delta v(z, \theta, \omega_1)$ from $v(z, \theta, \omega_1)$, but there are other methods that can also be used, such as finite difference methods, the Tikhonov regularization, the level set methods, and the conjugate gradient techniques, as shown in [17, 19, 26, 30], and the references therein.*
- (3) *The point-wise values of the bulk modulus function $k_0(\cdot)$ can only be recovered in regions where the total field $v(\cdot, \theta, \omega_1)$ is not constant, see (1.6) and (2.18).*
- (4) *To recover $k_0(\cdot)$ from its discrete values, we have opted for interpolation with radial basis functions in (2.19). Obviously, there are other methods that can be employed such as the spline interpolation.*

3. THE DIRECT SCATTERING FOR INHOMOGENEOUS MEDIUM

The goal of this section is to derive the far-field patterns of the scattered waves for inhomogeneous medium with and without the droplet denoted by D_z with small size and high contrasting bulk modulus, see (1.1), (1.2) and (2.2), which is necessary for our inversion scheme, see **Step (1)**.

Our basic scheme, to determine the far-field waves $u_z^\infty(\cdot, \cdot, \cdot)$ and $v^\infty(\cdot, \cdot, \cdot)$, is to firstly generate the total waves $u(\cdot, \cdot, \cdot)$ and $v(\cdot, \cdot, \cdot)$ in $B(\mathbf{0}, 1)$ for known $k_0(\cdot)$ by simulation process, and then to compute $u_z^\infty(\cdot, \cdot, \cdot)$ and $v^\infty(\cdot, \cdot, \cdot)$ by their integral expressions, respectively. Consequently, we will fix the artificial domain $\Omega \equiv B(\mathbf{0}, 1)$ where we want to recover $k_0(\cdot)$, without loss of generality. In fact, if we want to recover the inhomogeneous function $k_0(\cdot)$ in general domain Ω not necessarily in $B(\mathbf{0}, 1)$, we can always take $B(\mathbf{0}, R_0)$ with radius R_0 large enough such that $\Omega \subset B(\mathbf{0}, R_0)$. For this domain $B(\mathbf{0}, R_0)$, our implementation schemes for both direct and inverse scattering in $B(\mathbf{0}, 1)$ are still applicable, except for the introduction of the amplifying factor R_0 in the computational process.

3.1. Generated fields for the unperturbed medium. We recall from (1.6) that, the total field $v(\cdot, \theta, \omega)$ inside $\Omega \equiv B(\mathbf{0}, 1)$ for fixed (θ, ω) , before injecting the droplet D_z , is the solution to

$$\Delta v(x, \theta, \omega) + \frac{\omega^2}{k_0(x)} v(x, \theta, \omega) = 0, \quad x \in \mathbb{R}^3, \theta \in \mathbb{S}^2. \quad (3.1)$$

We decompose our simulation process into two steps. The first step is to compute the total field $v(\cdot, \theta, \omega)$ from (3.1), while the second step is to compute its corresponding far-field $v^\infty(\cdot, \theta, \omega)$ in \mathbb{S}^2 .

(1) Computation of the total field $v(\cdot, \theta, \omega)$.

Using (1.3), we can rewrite (3.1) as

$$\Delta v(x, \theta, \omega) + \frac{\omega^2}{k_0(x)} v(x, \theta, \omega) = \Delta u^{inc}(x, \theta, \omega) + \omega^2 u^{inc}(x, \theta, \omega), \quad x \in \mathbb{R}^3, \theta \in \mathbb{S}^2.$$

Multiplying the above equation by the fundamental solution

$$\Phi_\omega(x, y) := \frac{e^{i\omega|x-y|}}{4\pi|x-y|}, \quad x \neq y \quad (3.2)$$

to the Helmholtz equation, which meets the equation $\Delta \Phi_\omega(x, y) + \omega^2 \Phi_\omega(x, y) = -\delta(x, y)$ in the distributional sense, we derive the following Lippmann-Schwinger equation

$$v(x, \theta, \omega) - \omega^2 \int_{B(\mathbf{0}, 1)} \left(\frac{1}{k_0(y)} - 1 \right) \Phi_\omega(x, y) v(y, \theta, \omega) dy = u^{inc}(x, \theta, \omega), \quad x \in \mathbb{R}^3, \quad (3.3)$$

in terms of the radiation conditions at infinity. From (3.3), we observe that $v(\cdot, \theta, \omega)$ in \mathbb{R}^3 is completely determined by $v(\cdot, \theta, \omega)$ in $B(\mathbf{0}, 1)$. Thus, the computation of $v(\cdot, \theta, \omega)$ in $B(\mathbf{0}, 1)$ is of great importance. To this end, by restricting the Lippmann-Schwinger equation (3.3) into $B(\mathbf{0}, 1)$, and denoting its corresponding solution by $v(\cdot, \theta, \omega)|_{B(\mathbf{0}, 1)}$, we get for $x \in B(\mathbf{0}, 1)$ that

$$v(x, \theta, \omega)|_{B(\mathbf{0}, 1)} - \omega^2 \int_{B(\mathbf{0}, 1)} \left(\frac{1}{k_0(y)} - 1 \right) \Phi_\omega(x, y) v(y, \theta, \omega)|_{B(\mathbf{0}, 1)} dy = u^{inc}(x, \theta, \omega). \quad (3.4)$$

Once we solve (3.4), which is a Fredholm integral equation of the second kind, the total field $v(\cdot, \theta, \omega)$ in the whole space \mathbb{R}^3 can be computed from (3.3).

There are many schemes in the literature to solve the Lippmann-Schwinger equation (3.4), such as the Born and Rytov approximations for linearized models [1, 11], the contrast source-inversion method [28], and the recursive Born approximation for nonlinear model with heavy computational costs [14]. The challenging numerical issue is the computation of the volume integral with weak singular kernel, due to the fundamental solution (3.2) appearing on the left-hand side of (3.4). To deal with this issue, according to [15, 27], the dual reciprocity method (DRM) is the most commonly used method for converting volume integrals into surface integrals based on the Green's formula. Then the boundary

element method (BEM) can be applied to compute the corresponding surface integrals [12, 25], which weakens the computational cost for the Lippmann-Schwinger equation (3.4). To apply the DRM to solve (3.4) efficiently, we firstly introduce the functions $v^*(\cdot, \theta, \omega)$ and $u^{*,inc}(\cdot, \theta, \omega)$ defined by

$$v^*(x, \theta, \omega) := \left(\frac{1}{k_0(x)} - 1 \right) v(x, \theta, \omega), \quad x \in B(\mathbf{0}, 1), \quad (3.5)$$

$$u^{*,inc}(x, \theta, \omega) := \left(\frac{1}{k_0(x)} - 1 \right) u^{inc}(x, \theta, \omega), \quad x \in B(\mathbf{0}, 1), \quad (3.6)$$

respectively. Then, multiplying both sides of (3.4) by $\left(\frac{1}{k_0(\cdot)} - 1 \right)$ and using (3.5) and (3.6), we obtain

$$v^*(x, \theta, \omega) - \omega^2 \left(\frac{1}{k_0(x)} - 1 \right) \int_{B(\mathbf{0}, 1)} \Phi_\omega(x, y) v^*(y, \theta, \omega) dy = u^{*,inc}(x, \theta, \omega), \quad x \in B(\mathbf{0}, 1). \quad (3.7)$$

Now, inspired by [29, Section 1], the volume integral appearing on the left hand side of (3.7) can be equivalently transformed to a surface integral if and only if the density function over the volume integral, i.e., $v^*(\cdot, \theta, \omega)$, is a source of a given Helmholtz problem. To handle this transformation, we will use the basic concept of DRM, which consists in approximating $v^*(\cdot, \theta, \omega)$ by a linear combination of radial basis functions in the form

$$v^*(x, \theta, \omega) = \sum_{k=1}^n \alpha_k f_k(x), \quad x \in B(\mathbf{0}, 1), \quad (3.8)$$

with $(\alpha_1, \dots, \alpha_n) \in \mathbb{C}^n$ the expansion coefficients to be determined, and $(f_1(\cdot), \dots, f_n(\cdot))$ is the suitably chosen radial basis functions, see [15, 16, 23]. For notations' simplicity, we omit the dependency of $\alpha_k = \alpha_k(\theta, \omega)$ on (θ, ω) . Clearly, if each basis function $f_k(\cdot)$ is chosen as a source term for a given Helmholtz problem, $v^*(\cdot, \theta, \omega)$ can be approximated by a function which is a source for a given Helmholtz problem. There are already thorough studies on the choice strategy for the radial basis function in the Dual Reciprocity Method, see [15, 16, 23] and the references therein, such as

$$f_k(\cdot) = 1, \quad f_k(\cdot) = 1 + |\cdot - x_k|, \quad f_k(\cdot) = e^{|\cdot - x_k|^2}, \quad f_k(\cdot) = |\cdot - x_k|^2 \ln(|\cdot - x_k|),$$

where $\{x_k \in B(\mathbf{0}, 1) : k = 1, \dots, n\}$ is a set of randomly collocated points. Now, by plugging (3.8) into (3.7), we obtain

$$\sum_{k=1}^n \alpha_k \left[f_k(x) - \omega^2 \left(\frac{1}{k_0(x)} - 1 \right) \int_{B(\mathbf{0}, 1)} \Phi_\omega(x, y) f_k(y) dy \right] = u^{*,inc}(x, \theta, \omega), \quad x \in B(\mathbf{0}, 1). \quad (3.9)$$

To numerically handle the integral appearing on the left hand side of (3.9) given by

$$u_k(x) := \int_{B(\mathbf{0}, 1)} \Phi_\omega(x, y) f_k(y) dy, \quad x \in B(\mathbf{0}, 1), \quad (3.10)$$

it is crucial to select a good radial basis function $f_k(\cdot)$ to obtain good numerical quadrature (3.10). In many instances, as demonstrated in [15], the radial basis function

$$f_k(x) := 1 + r_k(x), \quad x \in B(\mathbf{0}, 1), \quad (3.11)$$

where $r_k(\cdot) := |\cdot - x_k|$ for $k = 1, \dots, n$ and $x_k \in B(\mathbf{0}, 1)$, is the most frequently used one due to its satisfactory outcomes. Thanks to [29, Proposition 1.1], and the expression of $u_k(\cdot)$, defined by (3.10), we know that $f_k(\cdot)$ will be a source term for the following Helmholtz equation

$$\Delta u_k(x) + \omega^2 u_k(x) = f_k(x), \quad x \in B(\mathbf{0}, 1), \quad (3.12)$$

and $u_k(\cdot)$ satisfies the following boundary condition*

$$\frac{1}{2}u_k(x) + \int_{\partial B(\mathbf{0},1)} \Phi_\omega(x,y) \partial_\nu u_k(y) d\sigma(y) - p.v. \int_{\partial B(\mathbf{0},1)} \partial_\nu \Phi_\omega(x,y) u_k(y) d\sigma(y) = 0, \quad x \in \partial B(\mathbf{0},1).$$

To solve (3.12), we start by splitting $u_k(\cdot) := \hat{f}_k(\cdot) + \hat{f}_{k,H}(\cdot)$ in $B(\mathbf{0},1)$, where $\hat{f}_k(\cdot)$ satisfies

$$\Delta \hat{f}_k(x) + \omega^2 \hat{f}_k(x) = f_k(x) \stackrel{(3.11)}{=} 1 + |x - x_k|, \quad x \in B(\mathbf{0},1), \quad (3.13)$$

and $\hat{f}_{k,H}(\cdot)$ is the solution to the homogeneous Helmholtz equation

$$\Delta \hat{f}_{k,H}(x) + \omega^2 \hat{f}_{k,H}(x) = 0, \quad x \in B(\mathbf{0},1). \quad (3.14)$$

Then, by plugging (3.12) into (3.10), and using (3.13) and (3.14), we deduce

$$u_k(x) = \int_{B(\mathbf{0},1)} \Phi_\omega(x,y) \left(\Delta \hat{f}_k(y) + \omega^2 \hat{f}_k(y) \right) dy, \quad x \in B(\mathbf{0},1). \quad (3.15)$$

Furthermore, in (3.15), to handle the volume integral with weak singular kernel, we apply the Green's formula to change the volume integral into surface integral. Hence,

$$u_k(x) = -\hat{f}_k(x) + \int_{\partial B(\mathbf{0},1)} \left(\Phi_\omega(x,y) \frac{\partial \hat{f}_k}{\partial \nu}(y) - \hat{f}_k(y) \frac{\partial \Phi_\omega}{\partial \nu}(x,y) \right) d\sigma(y), \quad x \in B(\mathbf{0},1). \quad (3.16)$$

To compute numerically the surface integral in the right hand side of (3.16), we need the analytic expression of $\hat{f}_k(\cdot)$. To keep things simple, we initially consider the case $x_k = 0$, and due to the Helmholtz equation being invariant when rotating, it's recommended to look for radial solution first, i.e., we take $\hat{f}_k(x) = g(|x|)$ for $x \in B(\mathbf{0},1)$. Then (3.13) becomes

$$|x| g''(|x|) + 2g'(|x|) + \omega^2 |x| g(|x|) = |x| + |x|^2. \quad (3.17)$$

By the function transform $\varphi(|x|) = |x| g(|x|)$, the equation (3.17) admits the solution

$$\varphi(|x|) = \frac{|x|^2 + |x|}{\omega^2} - \frac{2}{\omega^4} + C_1 e^{-i\omega|x|} + C_2 e^{i\omega|x|} \quad \text{for } C_1, C_2 \in \mathbb{C}.$$

This suggests, by the construction of $\varphi(\cdot)$, the solution to (3.13) for general source point x_k is

$$\hat{f}_k(x) = \frac{|x - x_k|}{\omega^2} + \frac{1}{\omega^2} - \frac{2}{\omega^4 |x - x_k|} + \frac{C_1 e^{-i\omega|x - x_k|}}{|x - x_k|} + \frac{C_2 e^{i\omega|x - x_k|}}{|x - x_k|}, \quad x \in B(\mathbf{0},1), \quad (3.18)$$

where C_1 and C_2 are such that

$$C_1 + C_2 = \frac{2}{\omega^4}. \quad (3.19)$$

To avoid complex solution to (3.18), we take $C_1 = C_2 = \omega^{-4}$ and then get

$$\hat{f}_k(x) = \frac{(1 + |x - x_k|)}{\omega^2} - \frac{2(1 - \cos(\omega|x - x_k|))}{\omega^4 |x - x_k|}. \quad (3.20)$$

Since $\hat{f}_k(x) \rightarrow \omega^{-2}$ as $|x - x_k| \rightarrow 0$, $\hat{f}_k(\cdot)$ in $B(\mathbf{0},1)$ is of the removable singularity, which is a significant advantage for numerical computations. Now, by using (3.13) in (3.9), we obtain

$$\sum_{k=1}^n \alpha_k \left[f_k(x) - \omega^2 \left(\frac{1}{k_0(x)} - 1 \right) \int_{B(\mathbf{0},1)} \Phi_\omega(x,y) (\Delta \hat{f}_k(y) + \omega^2 \hat{f}_k(y)) dy \right] = u^{\star,inc}(x, \theta, \omega), \quad x \in B(\mathbf{0},1),$$

which, by an integration by parts, yields

$$\sum_{k=1}^n \alpha_k \left[f_k(x) - \omega^2 \left(\frac{1}{k_0(x)} - 1 \right) \left(\mathcal{J}_k(x, \omega) - \hat{f}_k(x) \right) \right] = u^{\star,inc}(x, \theta, \omega), \quad x \in B(\mathbf{0},1), \quad (3.21)$$

*p.v stands for the Cauchy principal value.

where

$$\mathcal{J}_k(x, \omega) := \int_{\partial B(\mathbf{0}, 1)} \left[\Phi_\omega(x, y) \frac{\partial \hat{f}_k(y)}{\partial \nu(y)} - \frac{\partial \Phi_\omega(x, y)}{\partial \nu(y)} \hat{f}_k(y) \right] d\sigma(y), \quad x \in B(\mathbf{0}, 1).$$

Notice, for $\partial B(\mathbf{0}, 1) = \mathbb{S}^2$, the single and double surface potentials with known $\hat{f}_k(\cdot)$ given by (3.20) involved in $\mathcal{J}_k(x, \omega)$ can be computed efficiently using the spherical harmonic functions expansions in \mathbb{S}^2 , see [9] for more details. For any $x \in B(\mathbf{0}, 1)$, the integrand

$$\mathcal{I}_k(y, x, \omega) := \Phi_\omega(x, y) \frac{\partial \hat{f}_k(y)}{\partial \nu(y)} - \frac{\partial \Phi_\omega(x, y)}{\partial \nu(y)} \hat{f}_k(y), \quad y \in \partial B(\mathbf{0}, 1) = \mathbb{S}^2,$$

is an analytic function $\mathbb{S}^2 \rightarrow \mathbb{C}$, thus we have the Gauss trapezoidal product rule

$$\mathcal{J}_k(x, \omega) \approx \frac{\pi}{N} \sum_{j=1}^N \sum_{m=0}^{2N-1} \mu_j \mathcal{I}_k(y_{jm}, x, \omega), \quad (3.22)$$

where $\mu_j := \frac{2(1-t_j^2)}{[NP_{N-1}(t_j)]^2}$ for $j = 1, \dots, N$ are the weights of the Gauss-Legendre quadrature rule, with $-1 < t_1 < t_2 < \dots < t_N < 1$ the zeros of the Legendre polynomial $P_N(\cdot)$, while $y_{jm} \in \mathbb{S}^2$ are given in polar coordinates by $y_{jm} := (\sin \theta_j \cos \phi_m, \sin \theta_j \sin \phi_m, \cos \theta_j)$, where $\theta_j = \arccos t_j$ for $j = 1, \dots, N$ and $\phi_m = \pi m/N$ for $m = 0, \dots, 2N-1$. Thus, by taking x in (3.21) as a random distributed collocation point $\{x_i\}_{i=1}^n \subset B(\mathbf{0}, 1)$, we obtain

$$\sum_{k=1}^n \alpha_k \left[f_k(x_i) - \omega^2 \left(\frac{1}{k_0(x_i)} - 1 \right) \left(\mathcal{J}_k(x_i, \omega) - \hat{f}_k(x_i) \right) \right] = u^{*, inc}(x_i, \theta, \omega) \quad \text{for } i = 1, \dots, n.$$

Then we derive the following algebraic system

$$\mathbf{A} \cdot \alpha = \mathbf{b}, \quad (3.23)$$

where the elements of the interpolation matrix $\mathbf{A} = (A_{ik}) \in \mathbb{C}^{n \times n}$ and the vector $\mathbf{b} = (b_1, \dots, b_n)^T \in \mathbb{C}^{n \times 1}$ are given by

$$A_{ik} := f_k(x_i) - \omega^2 \left(\frac{1}{k_0(x_i)} - 1 \right) \left(\mathcal{J}_k(x_i, \omega) - \hat{f}_k(x_i) \right), \quad b_i = u^{*, inc}(x_i, \theta, \omega) \quad \text{for } i, k = 1, \dots, n,$$

and $\alpha = (\alpha_1, \dots, \alpha_n)^T \in \mathbb{C}^n$ is the expansion coefficients.

Finally, by solving (3.23), we get the expansion coefficients. Hence, the function $v^*(\cdot, \theta, \omega)$ can be simulated in $B(\mathbf{0}, 1)$ using the expression (3.8). Therefore, since we have assumed that $k_0(\cdot)$ is a-priori known function, we deduce the reconstruction of $v(\cdot, \theta, \omega)|_{B(\mathbf{0}, 1)}$ by using (3.5). Consequently, from (3.3), we deduce the reconstruction of $v(\cdot, \theta, \omega)$ in \mathbb{R}^3 .

(2) Computation of the total field $v^\infty(\cdot, \theta, \omega)$.

Since $v(\cdot, \theta, \omega) = v^s(\cdot, \theta, \omega) + u^{inc}(\cdot, \theta, \omega)$, the equation (3.3) says

$$v^s(x, \theta, \omega) = \omega^2 \int_{B(\mathbf{0}, 1)} \left(\frac{1}{k_0(y)} - 1 \right) \Phi_\omega(x, y) v(y, \theta, \omega) dy \stackrel{(3.5)}{=} \omega^2 \int_{B(\mathbf{0}, 1)} \Phi_\omega(x, y) v^*(y, \theta, \omega) dy, \quad x \in \mathbb{R}^3.$$

Thanks to [9, Theorem 2.6], it follows that $v^\infty(\cdot, \theta, \omega)$ has the following expression

$$v^\infty(\hat{x}, \theta, \omega) = \frac{\omega^2}{4\pi} \int_{B(\mathbf{0}, 1)} e^{-i\omega \hat{x} \cdot y} v^*(y, \theta, \omega) dy \stackrel{(3.8)}{=} \frac{\omega^2}{4\pi} \sum_{k=1}^n \alpha_k \int_{B(\mathbf{0}, 1)} e^{-i\omega \hat{x} \cdot y} f_k(y) dy, \quad \hat{x} \in \mathbb{S}^2, \quad (3.24)$$

where $f_k(\cdot)$ is given by (3.11). That is, we can compute $v^\infty(\cdot, \theta, \omega)$ using $(\alpha_1, \dots, \alpha_n)$ directly. In particular, by taking $\hat{x} = -\theta$ in (3.24), we obtain

$$v^\infty(-\theta, \theta, \omega) = \frac{\omega^2}{4\pi} \sum_{k=1}^n \alpha_k \int_{B(\mathbf{0}, 1)} e^{i\omega \theta \cdot y} f_k(y) dy, \quad (3.25)$$

which can be computed numerically.

3.2. Generated fields for the perturbed medium. Similarly to the unperturbed medium case stated in the above subsection, we also generate the scattered wave related to the perturbed medium by the presence of the droplet D_z in two parts. However, since the domain $\Omega \equiv B(\mathbf{0}, 1)$ involves the presence of a droplet D_z with small size of order ε^3 and high contrasting bulk coefficient, see (1.2) and (2.2), the treatment for the volume integral should be careful.

In the presence of an injected droplet D_z , the total wave $u(\cdot, \cdot, \cdot)$ solving (2.1) satisfies the following Lippmann-Schwinger equation

$$u(x, \theta, \omega) - \omega^2 \int_{B(\mathbf{0}, 1)} \left(\frac{1}{k(y)} - 1 \right) \Phi_\omega(x, y) u(y, \theta, \omega) dy = u^{inc}(x, \theta, \omega), \quad x \in \mathbb{R}^3, \quad (3.26)$$

where the bulk modulus function $k(\cdot)$ is defined by (1.2). Notice, the solution to (3.26) depends on z , which is denoted by $u_z(\cdot, \cdot, \cdot)$, since $k(\cdot)$ in $B(\mathbf{0}, 1)$ given by (1.2) depends on D_z . In the same way as the unperturbed medium cases, we split the study into two steps.

(1) Estimation of the total field $u_z(\cdot, \cdot, \cdot)$ solving (3.26).

By restricting (3.26) into the unit ball $B(\mathbf{0}, 1)$, using (1.2) and the fact that $\bar{k}_1 = 1$, we obtain

$$\begin{aligned} u_z(x, \theta, \omega) &= \omega^2 \int_{B(\mathbf{0}, 1) \setminus D_z} \left(\frac{1}{k_0(y)} - 1 \right) \Phi_\omega(x, y) u_z(y, \theta, \omega) dy - \\ &\quad \omega^2 \left(\frac{1}{\varepsilon^2} - 1 \right) \int_{D_z} \Phi_\omega(x, y) u_z(y, \theta, \omega) dy = u^{inc}(x, \theta, \omega), \quad x \in B(\mathbf{0}, 1). \end{aligned} \quad (3.27)$$

To deal with the second term on the left hand side of (3.27) which is an integral over a domain with a hole D_z , where the quadrature process is highly complicated and may cause numerical instability [20], we rewrite (3.27) as

$$\begin{aligned} u_z(x, \theta, \omega) &= \omega^2 \int_{B(\mathbf{0}, 1)} \Phi_\omega(x, y) \left(\frac{1}{k_0(y)} - 1 \right) u_z(y, \theta, \omega) dy + \\ &\quad \omega^2 \int_{D_z} \Phi_\omega(x, y) \left(\frac{1}{k_0(y)} - \frac{1}{\varepsilon^2} \right) u_z(y, \theta, \omega) dy = u^{inc}(x, \theta, \omega), \quad x \in B(\mathbf{0}, 1). \end{aligned} \quad (3.28)$$

We solve the above equation using DRM directly. To do this, we start by approximating the function $u_z(\cdot, \theta, \omega)$, the solution to (3.28), by

$$u_z(x, \theta, \omega) = \sum_{k=1}^n \beta_k f_k(x), \quad x \in B(\mathbf{0}, 1), \quad (3.29)$$

where $f_k(\cdot)$ is the radial basis function defined by (3.11). For notations' simplicity, we omit the dependency of $\beta_k = \beta_k(z, \theta, \omega) \in \mathbb{C}$ on (z, θ, ω) . By plugging (3.29) into (3.28), we have

$$\begin{aligned} \sum_{k=1}^n \beta_k f_k(x) &= \omega^2 \sum_{k=1}^n \beta_k \int_{B(\mathbf{0}, 1)} \Phi_\omega(x, y) \left(\frac{1}{k_0(y)} - 1 \right) f_k(y) dy + \\ &\quad \omega^2 \sum_{k=1}^n \beta_k \int_{D_z} \Phi_\omega(x, y) \left(\frac{1}{k_0(y)} - \frac{1}{\varepsilon^2} \right) f_k(y) dy = u^{inc}(x, \theta, \omega), \quad x \in B(\mathbf{0}, 1), \end{aligned}$$

which can be rewritten as

$$\sum_{k=1}^n A_k(x) \beta_k = u^{inc}(x, \theta, \omega), \quad x \in B(\mathbf{0}, 1), \quad (3.30)$$

where

$$A_k(x) := f_k(x) - \omega^2 \int_{B(\mathbf{0},1)} \Phi_\omega(x,y) \left(\frac{1}{k_0(y)} - 1 \right) f_k(y) dy + \omega^2 \int_{D_z} \Phi_\omega(x,y) \left(\frac{1}{k_0(y)} - \frac{1}{\varepsilon^2} \right) f_k(y) dy. \quad (3.31)$$

The evaluations of (3.30) at collocation points $\{x_1, \dots, x_n\}$ leads to the following algebraic system

$$\begin{pmatrix} A_1(x_1) & \cdots & A_n(x_1) \\ \vdots & \ddots & \vdots \\ A_1(x_n) & \cdots & A_n(x_n) \end{pmatrix} \cdot \begin{pmatrix} \beta_1 \\ \vdots \\ \beta_n \end{pmatrix} = \begin{pmatrix} u^{inc}(x_1, \theta, \omega) \\ \vdots \\ u^{inc}(x_n, \theta, \omega) \end{pmatrix}. \quad (3.32)$$

To generate the interpolation matrix appearing on the left hand side of (3.32), it is necessary to numerically compute the function $A_k(\cdot)$ given by (3.31) at the collocation points $\{x_1, \dots, x_n\}$. To do this, by using the fact that the bulk modulus function $k_0(\cdot)$, which is assumed a-priori known in simulation process, is a smooth function in $B(\mathbf{0}, 1)$, we have the following expansion

$$\left(\frac{1}{k_0(y)} - \frac{1}{\varepsilon^2} \right) f_k(y) = \sum_{\ell=1}^n c_{\ell,k}^{(\varepsilon)} f_\ell(y), \quad y \in B(\mathbf{0}, 1), \quad (3.33)$$

where $f_\ell(\cdot)$ is the radial basis function given by (3.11). Besides, for known $k_0(\cdot)$ in $B(\mathbf{0}, 1)$, the coefficients $(c_{1,k}^{(\varepsilon)}, \dots, c_{n,k}^{(\varepsilon)})$ are also known, which can be expressed by

$$c_{l,k}^{(\varepsilon)} = \begin{cases} d_{l,k}, & l \neq k, \\ d_{l,k} - \varepsilon^{-2}, & l = k, \end{cases}$$

where $(d_{1,k}; \dots; d_{n,k})$ is solution of

$$\begin{pmatrix} f_1(x_1) & \cdots & f_n(x_1) \\ \vdots & \ddots & \vdots \\ f_1(x_n) & \cdots & f_n(x_n) \end{pmatrix} \cdot \begin{pmatrix} d_{1,k} \\ \vdots \\ d_{n,k} \end{pmatrix} = \begin{pmatrix} \frac{1}{k_0(x_1)} f_k(x_1) \\ \vdots \\ \frac{1}{k_0(x_n)} f_k(x_n) \end{pmatrix},$$

by taking the points $y = x_j \in B(\mathbf{0}, 1)$ in (3.33) for $j = 1, \dots, n$. It's worth noting that the component $c_{k,k}^{(\varepsilon)}$ is of a sharp jump ε^{-2} for $0 < \varepsilon \ll 1$, compared with $c_{l,k}^{(\varepsilon)}$ for $l \neq k$.

Now, by plugging (3.33) into (3.31), we deduce for $x \in B(\mathbf{0}, 1)$ that

$$A_k(x) = f_k(x) - \omega^2 \sum_{\ell=1}^n c_{\ell,k}^{(1)} \int_{B(\mathbf{0},1)} \Phi_\omega(x,y) f_\ell(y) dy + \omega^2 \sum_{\ell=1}^n c_{\ell,k}^{(\varepsilon)} \int_{D_z} \Phi_\omega(x,y) f_\ell(y) dy, \quad (3.34)$$

where $(c_{1,k}^{(1)}, \dots, c_{n,k}^{(1)})$ are the expansion coefficients, such that

$$\left(\frac{1}{k_0(y)} - 1 \right) f_k(y) = \sum_{\ell=1}^n c_{\ell,k}^{(1)} f_\ell(y), \quad y \in B(\mathbf{0}, 1).$$

By using (3.13), the equation (3.34) can be written as

$$\begin{aligned} A_k(x) &= f_k(x) - \omega^2 \sum_{\ell=1}^n c_{\ell,k}^{(1)} \int_{B(\mathbf{0},1)} \Phi_\omega(x,y) \left(\Delta \hat{f}_\ell(y) + \omega^2 \hat{f}_\ell(y) \right) dy + \\ &\quad \omega^2 \sum_{\ell=1}^n c_{\ell,k}^{(\varepsilon)} \int_{D_z} \Phi_\omega(x,y) \left(\Delta \hat{f}_\ell(y) + \omega^2 \hat{f}_\ell(y) \right) dy, \quad x \in B(\mathbf{0}, 1). \end{aligned}$$

Thanks to Green's formula, the above equation becomes

$$\begin{aligned}
A_k(x) &= f_k(x) + \omega^2 \sum_{\ell=1}^n c_{\ell,k}^{(1)} \hat{f}_\ell(x) - \omega^2 \sum_{\ell=1}^n c_{\ell,k}^{(\varepsilon)} \hat{f}_\ell(x) \chi_{D_z}(x) - \\
&\quad \omega^2 \sum_{\ell=1}^n c_{\ell,k}^{(1)} \int_{\partial B(\mathbf{0},1)} \left[\Phi_\omega(x,y) \frac{\partial \hat{f}_\ell(y)}{\partial \nu(y)} - \frac{\partial \Phi_\omega(x,y)}{\partial \nu(y)} \hat{f}_\ell(y) \right] d\sigma(y) + \\
&\quad \omega^2 \sum_{\ell=1}^n c_{\ell,k}^{(\varepsilon)} \int_{\partial D_z} \left[\Phi_\omega(x,y) \frac{\partial \hat{f}_\ell(y)}{\partial \nu(y)} - \frac{\partial \Phi_\omega(x,y)}{\partial \nu(y)} \hat{f}_\ell(y) \right] d\sigma(y), \quad x \in B(\mathbf{0},1). \quad (3.35)
\end{aligned}$$

For $x \in B(\mathbf{0},1) \setminus \partial D_z$, we can compute the single and double potentials defined on ∂D_z in the above expression of $A_k(\cdot)$ using the formulas developed in [31]. As for $x \in \partial D_z$, we can take some $\tilde{x} \in B(\mathbf{0},1) \setminus \overline{D_z}$ such that $|\tilde{x} - x| \rightarrow 0$. Then we have

$$\begin{aligned}
\int_{\partial D_z} \left[\Phi_\omega(x,y) \frac{\partial \hat{f}_\ell(y)}{\partial \nu(y)} - \frac{\partial \Phi_\omega(x,y)}{\partial \nu(y)} \hat{f}_\ell(y) \right] d\sigma(y) &\approx \int_{\partial D_z} \left[\Phi_\omega(\tilde{x},y) \frac{\partial \hat{f}_\ell(y)}{\partial \nu(y)} - \frac{\partial \Phi_\omega(\tilde{x},y)}{\partial \nu(y)} \hat{f}_\ell(y) \right] d\sigma(y) \\
&\quad - \frac{1}{2} \hat{f}_\ell(x), \quad x \in \partial D_z,
\end{aligned}$$

due to the jump relation of the double layer potential, see [9, Theorem 3.1]. The integrals in the right hand side can also be computed in terms of the formulas developed in [31]. Finally, the matrix appearing on the left hand side of (3.32) can be numerically computed for a set of collocation points $\{x_j : j = 1, \dots, n\} \subset B(\mathbf{0},1)$ with specified point $z \in B(\mathbf{0},1)$ determining the center of D_z . Solving (3.32) enables us to determine the expansion coefficients $(\beta_1, \dots, \beta_n)$, and using (3.29) allows us to reconstruct the values of $u_z(\cdot, \theta, \omega)$, with $u_z(\cdot, \theta, \omega)$ being the solution to (3.26). To avoid the ε^{-2} -sharp jump for $x \in D_z$ from the third term in the expression of $A_k(x)$, see the right hand side of (3.35), all the collocation points $\{x_j : j = 1, \dots, n\}$ are taken outside of D_z . Since the size of D_z is of order $\sim \varepsilon^3$, such a missing of collocation points in D_z does not cause too much error for the approximation of $u_z(\cdot, \theta, \omega)$ in the whole domain $B(\mathbf{0},1)$.

(2) Estimation of the far field $u_z^\infty(\cdot, \theta, \omega)$.

Similarly to the expression of $v^\infty(\cdot, \theta, \omega)$ given by (3.24), the far-field $u_z^\infty(\cdot, \theta, \omega)$ associated to $u_z^s(\cdot, \theta, \omega) = u_z(\cdot, \theta, \omega) - u^{inc}(\cdot, \theta, \omega)$, with $u_z(\cdot, \theta, \omega)$ solving (3.26), is given by

$$\begin{aligned}
u_z^\infty(\hat{x}, \theta, \omega) &= \omega^2 \int_{B(\mathbf{0},1)} \left(\frac{1}{k(y)} - 1 \right) \frac{e^{-i\omega \hat{x} \cdot y}}{4\pi} u_z(y, \theta, \omega) dy \\
&\stackrel{(3.29)}{=} \omega^2 \sum_{k=1}^n \beta_k \int_{B(\mathbf{0},1)} \left(\frac{1}{k(y)} - 1 \right) \frac{e^{-i\omega \hat{x} \cdot y}}{4\pi} f_k(y) dy,
\end{aligned}$$

where the expansion coefficients $(\beta_1, \dots, \beta_n)$ are solved from (3.32). Besides, by using (1.2), (2.2), and the fact that $\bar{k}_1 = 1$, the above equation for $\hat{x} = -\theta$ becomes

$$u_z^\infty(-\theta, \theta, \omega) = \frac{\omega^2}{4\pi} \sum_{k=1}^n \beta_k \left[\int_{B(\mathbf{0},1)} e^{i\omega \theta \cdot y} \left(\frac{1}{k_0(y)} - 1 \right) f_k(y) dy - \int_{D_z} e^{i\omega \theta \cdot y} \left(\frac{1}{k_0(y)} - \frac{1}{\varepsilon^2} \right) f_k(y) dy \right]. \quad (3.36)$$

The expression (3.25) (respectively, (3.36)) construct an efficient scheme for direct scattering problem for an inhomogeneous medium without (respectively, with) droplet, which also provide us the simulated data for inverse scattering problem, see (2.21). We will apply these data to check the efficiency of our reconstruction scheme stated in **Algorithm 2.3**.

4. NUMERICAL IMPLEMENTATIONS FOR DIRECT SCATTERING

The goal of this section is to test our implementation schemes for direct scattering problem in an inhomogeneous medium embedded droplet. Such a realization process also provides us the simulation data for the far fields patterns $u_z^\infty(-\theta, \theta, \omega)$ and $v^\infty(-\theta, \theta, \omega)$. Then by moving D_z inside Ω , we collect the data $\{u_z^\infty(-\theta, \theta, \omega) : D_z \subset \subset \Omega\}$ and $v^\infty(-\theta, \theta, \omega)$ from which we can recover $k_0(z)$ in Ω , as explained in **Algorithm 2.3**. In the recovery process, we take $\varepsilon = 0.01$, $h = 0.95$, and we only need to use one fixed incident direction $\theta = \frac{1}{\sqrt{6}}(1, 2, 1) \in \mathbb{S}^2$.

4.1. The unperturbed medium case. To check our algorithm, we recall from (3.7) that

$$v^*(x, \theta, \omega) - \omega^2 \left(\frac{1}{k_0(x)} - 1 \right) \int_{B(\mathbf{0}, 1)} \Phi_\omega(x, y) v^*(y, \theta, \omega) dy = u^{*, inc}(x, \theta, \omega), \quad x \in B(\mathbf{0}, 1). \quad (4.1)$$

The exact solution $v^*(\cdot, \theta, \omega)$ for (4.1) for general $k_0(\cdot)$, although exists, is very hard to be expressed analytically. Then, our goal is to obtain its approximation using our algorithm, which we refer to as $v_{num}^*(\cdot, \theta, \omega)$. To verify the validity of our scheme, we replace the right hand side of (4.1) by a known source function $\Theta(\cdot, \theta, \omega)$ generated from some assumed a priori known function $v_{ass}^*(\cdot, \theta, \omega)$ with analytical expression, that is,

$$\Theta(x, \theta, \omega) := v_{ass}^*(x, \theta, \omega) - \omega^2 \left(\frac{1}{k_0(x)} - 1 \right) \int_{B(\mathbf{0}, 1)} \Phi_\omega(x, y) v_{ass}^*(y, \theta, \omega) dy. \quad (4.2)$$

Hence, in (4.1), by replacing the right hand side with $\Theta(\cdot, \theta, \omega)$ and using our algorithm, we obtain the numerical solution $v_{ass, num}^*(\cdot, \theta, \omega)$ associated to the known function $v_{ass}^*(\cdot, \theta, \omega)$. The objective is to justify the small difference between $v_{ass}^*(\cdot, \theta, \omega)$, which is known, and $v_{ass, num}^*(\cdot, \theta, \omega)$ which will be computed using our numerical scheme, see **Algorithm 2.3**. To this end, we consider the case that $v_{ass}^*(\cdot, \theta, \omega)$ and $k_0(\cdot)$ are given by the following expressions

$$v_{ass}^*(x, \theta, \omega) = |x - x_1^*|^2 + i|x - x_2^*|^2, \quad \text{and} \quad k_0(x) = \frac{2}{1 + |x|^2} \quad \text{for } x \in B(\mathbf{0}, 1),$$

respectively, where $x_1^* = (1, -1.5, 1.5)$ and $x_2^* = (1.5, 0, 1.5)$. Then (4.2) becomes

$$\Theta(x, \theta, \omega) = \frac{|x|^2 + 1}{2} (|x - x_1^*|^2 + i|x - x_2^*|^2) - \frac{(|x|^2 - 1)(3 + i3)}{\omega^2} + \frac{|x|^2 - 1}{2} [\mathcal{F}_1(x) - \mathcal{F}_2(x)] \quad (4.3)$$

from the Green's formula, where the boundary integrals $\mathcal{F}_1(\cdot)$ and $\mathcal{F}_2(\cdot)$ are given by

$$\begin{cases} \mathcal{F}_1(x) := \int_{\partial B(\mathbf{0}, 1)} \frac{\partial \Phi_\omega(x, y)}{\partial \nu(y)} \left(|y - x_1^*|^2 + i|y - x_2^*|^2 - \frac{(6+6i)}{\omega^2} \right) d\sigma(y), & x \in B(\mathbf{0}, 1), \\ \mathcal{F}_2(x) := \int_{\partial B(\mathbf{0}, 1)} \Phi_\omega(x, y) \frac{\partial (|y - x_1^*|^2 + i|y - x_2^*|^2)}{\partial \nu(y)} d\sigma(y), & x \in B(\mathbf{0}, 1), \end{cases}$$

which can be calculated numerically with high accuracy like $\mathcal{J}_k(x, \omega)$, see (3.22). Hence, the source term $\Theta(\cdot, \theta, \omega)$ given by (4.3) can be numerically computed. Consequently, by using our proposed algorithm scheme, the numerical solution $v_{ass, num}^*(\cdot, \cdot, \cdot)$ for $x \in B(\mathbf{0}, 1)$ associated to such a known function $v_{ass}^*(\cdot, \cdot, \cdot)$ can be derived by solving the following equation

$$v_{ass, num}^*(x, \theta, \omega) - \omega^2 \left(\frac{1}{k_0(x)} - 1 \right) \int_{B(\mathbf{0}, 1)} \Phi_\omega(x, y) v_{ass, num}^*(y, \theta, \omega) dy = \Theta(x, \theta, \omega), \quad (4.4)$$

where $\Theta(x, \theta, \omega)$ is given by (4.3).

The accuracy of our proposed algorithm scheme can be tested by comparing the disparity between the assumed known function $v_{ass}^*(\cdot, \theta, \omega)$ and its associated numerical solution $v_{ass, num}^*(\cdot, \theta, \omega)$, solution of (4.4). In order to do this, for both $v_{ass}^*(x, \theta, \omega)$ and $v_{ass, num}^*(x, \theta, \omega)$, we represent the argument $x \in B(0, 1)$ by spherical coordinates, i.e., $x = r (\sin \tilde{\theta} \cos \phi, \sin \tilde{\theta} \sin \phi, \cos \tilde{\theta})$, with $r \in (0, 1)$, $\tilde{\theta} \in (0, 2\pi)$,

and $\phi \in (0, \pi)$, and we use spherical surfaces with polar radius of $r = 0.3$, and $r = 0.6$ in polar coordinates to compare between $v_{ass}^*(r, \tilde{\theta}, \phi, \theta, \omega)$ and $v_{ass,num}^*(r, \tilde{\theta}, \phi, \theta, \omega)$. In Figure 1 and Figure 2, we give the comparisons of real part and imaginary part between $v_{ass}^*(\cdot, \theta, \omega_1)$ and $v_{ass,num}^*(\cdot, \theta, \omega_1)$ for radius $r = 0.3, 0.6$, respectively, while the comparison of real part and imaginary part of $v_{ass}^\infty(\cdot, \theta, \omega_1)$ and $v_{num}^\infty(\cdot, \theta, \omega_1)$ are shown in Figure 3. These three figures show the validity of our proposed scheme.

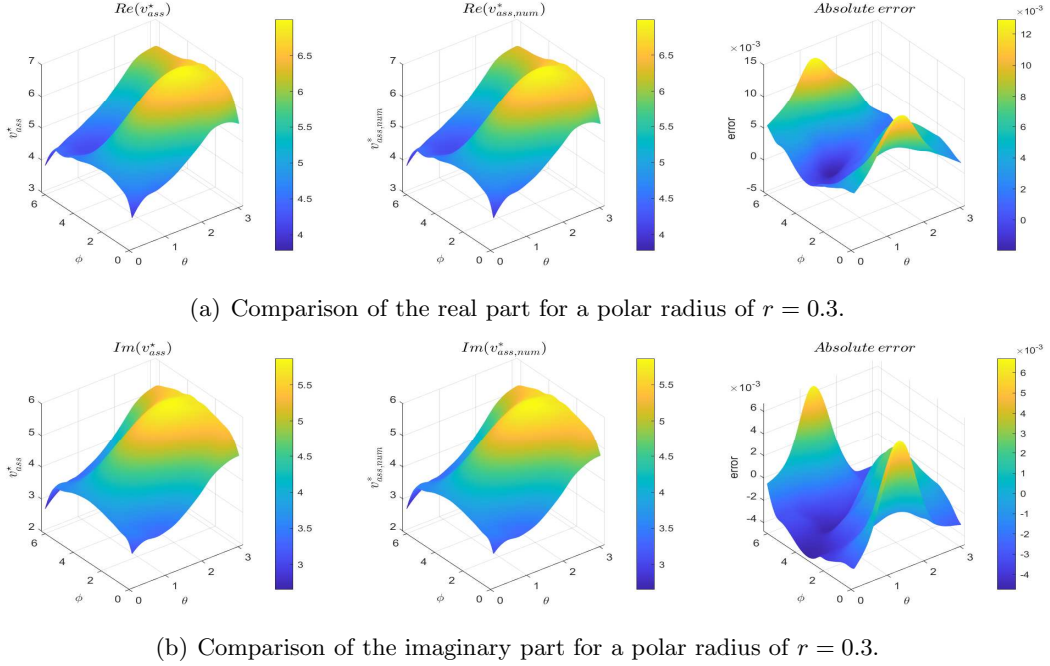
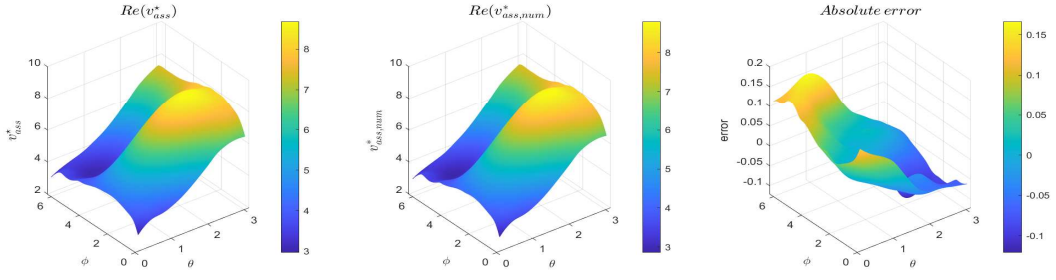
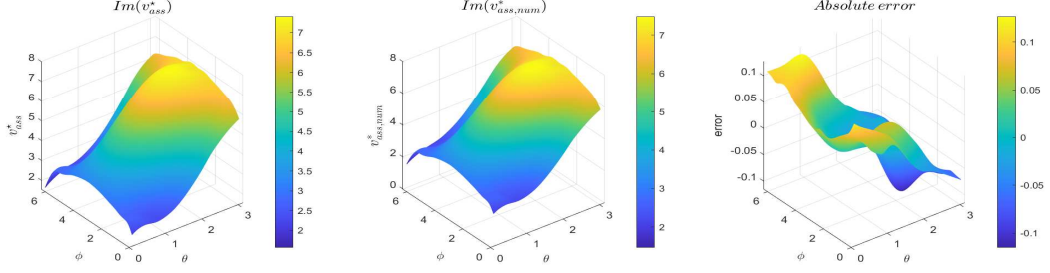
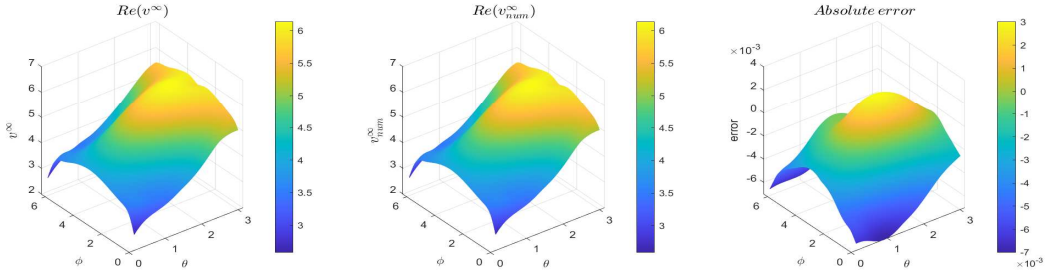


FIGURE 1. Comparison of $\phi - \tilde{\theta}$ distributions at polar radius $r = 0.3$.

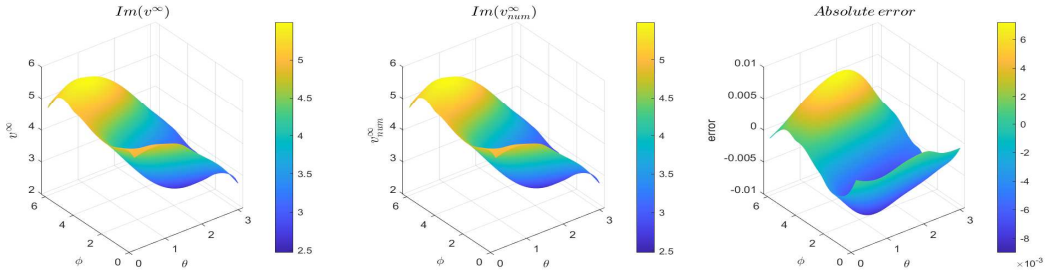
It can be seen that, when the number of collocation points is taken to be $n = 200$, the absolute errors for both real part and imaginary part are basically of the order 10^{-2} , i.e., $|v_{ass}^*(\cdot) - v_{ass,num}^*(\cdot)| \simeq 10^{-2}$. Besides, we have the absolute error estimate in the whole domain stated by

$$\|v_{ass}^*(\cdot, \theta, \phi) - v_{ass,num}^*(\cdot, \theta, \phi)\|_{\mathbb{L}^2(B(0,1))} \simeq 0.036. \quad (4.5)$$

Obviously, our algorithm scheme exhibits excellent numerical performances of scattered wave without droplet from the numerical experiments. Consequently, our proposed scheme can be utilized to obtain a numerical solution $v_{num}^*(\cdot, \theta, \phi)$ to (4.1), which approximates the unknown function $v^*(\cdot, \theta, \phi)$. Hence, by solving (4.1) with our proposed algorithm, we can determine the coefficients $(\alpha_1, \dots, \alpha_n)$. These coefficients also enable us to obtain an approximation to the numerical far-field $v_{num}^\infty(\hat{x}, \theta, \phi)$ related to $v_{num}(x, \theta, \phi)$ from (3.24). The numerical approximations of the far-field pattern for \hat{x} expressed by polar coordinates are shown in Figure 3. It is apparent that the performance of $v_{num}^\infty(\hat{x}, \theta, \phi)$ is better than that related to the numerical solution $v_{num}(\hat{x}, \theta, \phi)$. This is quite natural, since it is well-known that $v_{num}^\infty(\hat{x}, \theta, \phi)$ is generated by integrating $v_{num}(\hat{x}, \theta, \phi)$, see for instance (3.24), which acts as a regularizing operator in some sense by the average effect of the integration process.

(a) Comparison of the real part for a polar radius of $r = 0.6$.(b) Comparison of the imaginary part for a polar radius of $r = 0.6$.FIGURE 2. Comparison of $\phi - \tilde{\theta}$ distributions at polar radius $r = 0.6$.

(a) Comparison of real part in different directions.



(b) Comparison of imaginary part in different directions.

FIGURE 3. Comparison of far-field in different directions.

4.2. The perturbed medium case. Now we test the simulation process for $u_z(\cdot, \theta, \omega)$ as well as $u_z^\infty(\cdot, \theta, \omega)$ numerically. To do this, we recall from (3.28) that we have

$$\begin{aligned} u_z(x, \theta, \omega) &= \omega^2 \int_{B(0,1)} \Phi_\omega(x, y) \left(\frac{1}{k_0(y)} - 1 \right) u_z(y, \theta, \omega) dy + \\ &\quad \omega^2 \int_{D_z} \Phi_\omega(x, y) \left(\frac{1}{k_0(y)} - \frac{1}{\varepsilon^2} \right) u_z(y, \theta, \omega) dy = u^{inc}(x, \theta, \omega), \quad x \in B(\mathbf{0}, 1). \end{aligned} \quad (4.6)$$

As done in subsection 4.1, we firstly assume that the two functions $k_0(\cdot)$ and $u_z(\cdot, \theta, \omega)$ are known. Besides, we denote $u_z(\cdot, \theta, \omega) := u_{z,ass}(\cdot, \theta, \omega)$, and by $\Theta(\cdot, \theta, \omega)$ we denote the source term given by

$$\begin{aligned} \Theta(x, \theta, \omega) &:= u_{z,ass}(x, \theta, \omega) - \omega^2 \int_{B(\mathbf{0},1)} \Phi_\omega(x, y) \left(\frac{1}{k_0(y)} - 1 \right) u_{z,ass}(y, \theta, \omega) dy + \\ &\quad \omega^2 \int_{D_z} \Phi_\omega(x, y) \left(\frac{1}{k_0(y)} - \frac{1}{\varepsilon^2} \right) u_{z,ass}(y, \theta, \omega) dy, \quad x \in B(\mathbf{0}, 1). \end{aligned} \quad (4.7)$$

Then, by replacing the right hand side in (4.6) with $\Theta(\cdot, \theta, \omega)$ and using our algorithm, we obtain the numerical solution $u_{z,ass,num}(\cdot, \theta, \omega)$ associated to the known function $u_{z,ass}(\cdot, \theta, \omega)$. To verify the efficiency of our proposed scheme for solving (4.6) numerically, we check the difference between known $u_{z,ass}(\cdot, \theta, \omega)$ and $u_{z,ass,num}(\cdot, \theta, \omega)$, solution of

$$\begin{aligned} u_{z,ass,num}(x, \theta, \omega) &= \omega^2 \int_{B(\mathbf{0},1)} \Phi_\omega(x, y) \left(\frac{1}{k_0(y)} - 1 \right) u_{z,ass,num}(y, \theta, \omega) dy + \\ &\quad \omega^2 \int_{D_z} \Phi_\omega(x, y) \left(\frac{1}{k_0(y)} - \frac{1}{\varepsilon^2} \right) u_{z,ass,num}(y, \theta, \omega) dy = \Theta(x, \theta, \omega), \quad x \in B(\mathbf{0}, 1), \end{aligned}$$

where $\Theta(x, \theta, \omega)$ is given by (4.7). We consider the configuration where $z = (0.2, 0.3, 0.6)$ and

$$u_{z,ass}(x, \theta, \omega) = |x|^2 + \mathbf{b} \cdot x + 3, \quad \text{and} \quad k_0(x) = \frac{|x|^2 + i\mathbf{b} \cdot x + 3}{4|x|^2 + i\mathbf{b} \cdot x}, \quad x \in B(\mathbf{0}, 1),$$

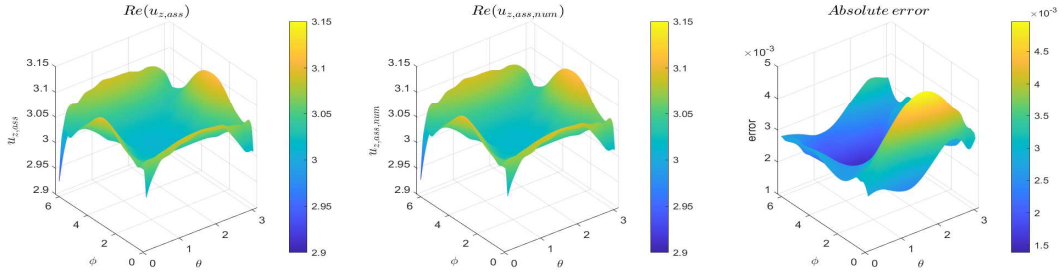
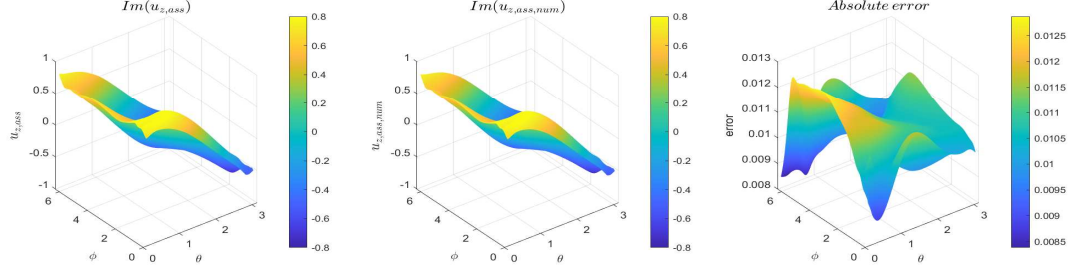
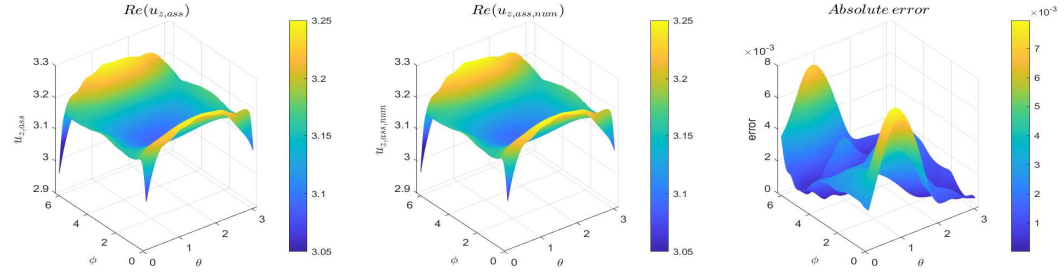
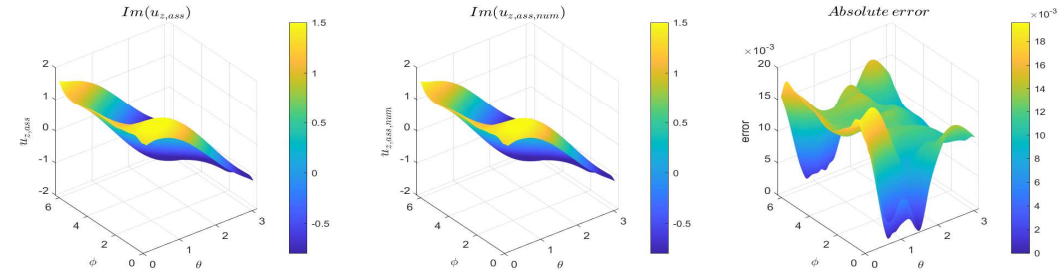
with $\mathbf{b} = (1, 2, 3)$. The accuracy of our proposed algorithm scheme can be tested by comparing the disparity between the assumed known function $u_{z,ass}(\cdot, \theta, \omega)$ and its associated numerical solution $u_{z,ass,num}(\cdot, \theta, \omega)$. In order to do this, for both $u_{z,ass}(x, \theta, \omega)$ and $u_{z,ass,num}(x, \theta, \omega)$, we represent the argument x in terms of the spherical coordinate $x = r_0(1, 0, 0) + r(\sin \theta \cos \phi; \sin \theta \sin \phi; \cos \theta)$, where the two parameters r_0, r should be taken small such that $x \in B(\mathbf{0}, 1)$. In our numerics, we fix $r_0 = 0.1$, and take $r = 0.2$ and $r = 0.4$ respectively, to compare $u_{z,ass}(r, \theta, \phi, \theta, \omega)$ with $u_{z,ass,num}(r, \theta, \phi, \theta, \omega)$. The following figures present the comparisons in two spherical surfaces with radius $r = 0.2$ and $r = 0.4$.

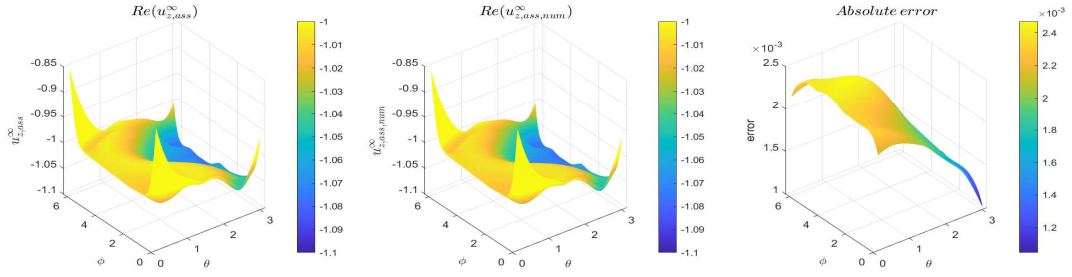
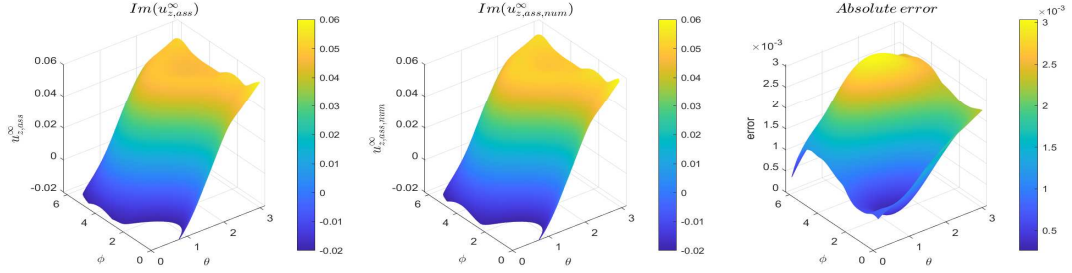
From Figure 4 and Figure 5, it is clear to see that, for $n = 200$, the absolute errors in both the real and imaginary parts are essentially of the order of 10^{-3} , i.e., $|u_{z,ass}(\cdot) - u_{z,ass,num}(\cdot)| \simeq 10^{-3}$. Furthermore, we can also obtain the absolute error estimate in the full domain as

$$\left\| u_{z,ass}(\cdot, \tilde{\theta}, \phi, \theta, \omega) - u_{z,ass,num}(\cdot, \tilde{\theta}, \phi, \theta, \omega) \right\|_{\mathbb{L}^2(B(\mathbf{0},1))} \simeq 0.051. \quad (4.8)$$

It is clear that our algorithm also has high accuracy in calculating the the perturbed medium case. Therefore we can use the coefficient $(\beta_1, \dots, \beta_n)$ of (3.29) to compute $u_{z,num}^\infty(\hat{x}, \theta, \phi)$ to compare the far field $u_z^\infty(\hat{x}, \theta, \phi)$ generated by $u_{z,ass}(\cdot, \cdot, \cdot)$, which are shown in Figure 6.

Remark 4.1. Although the technique used for both perturbed medium cases and unperturbed medium cases is identical, there is a slight discrepancy in the numerical solutions that are generated, see (4.5) and (4.8). This is natural and due to the presence of the droplet D_z , with small size and high contrasting bulk coefficient, inside the domain $\Omega \equiv B(\mathbf{0}, 1)$.

(a) Comparison of the real part for polar radius $r = 0.2$.(b) Comparison of the imaginary part for polar radius $r = 0.2$.FIGURE 4. Comparison of $\phi - \tilde{\theta}$ distributions at polar radius $r = 0.2$.(a) Comparison of the real part for a polar radius of $r = 0.4$.(b) Comparison of the imaginary part for a polar radius of $r = 0.4$.FIGURE 5. Comparison of $\phi - \tilde{\theta}$ distributions at polar radius $r = 0.4$.

(a) Comparison of real part of far-field by $\phi - \tilde{\theta}$ coordinates.(b) Comparison of imaginary part of far-field by $\phi - \tilde{\theta}$ coordinates.FIGURE 6. Comparison of far-field by $\phi - \tilde{\theta}$ coordinates.

5. RECOVERING THE BULK MODULUS FUNCTION $k_0(\cdot)$ INSIDE $\Omega \equiv B(0, 1)$

The goal of this section is to numerically recover the bulk modulus function $k_0(\cdot)$ in local domain of $\Omega \equiv B(\mathbf{0}, 1)$, using our proposed scheme described by **Algorithm 2.3** from the data

$$\xi(z) = v^\infty(-\theta, \theta, \omega_1) - u_z^\infty(-\theta, \theta, \omega_1), \quad (5.1)$$

see (2.17). It is important to note that in engineering situations, the above inversion input data $\xi(\cdot)$ are obtained through physical measurements for $(v^\infty(-\theta, \theta, \omega_1), u_z^\infty(-\theta, \theta, \omega_1))$. To test our reconstruction algorithm, we use the far-field data $v^\infty(-\theta, \theta, \omega_1)$ and $u_z^\infty(-\theta, \theta, \omega_1)$ generated from the simulation process. The effectiveness of the simulation process has been checked in section 4. We assume the bulk modulus function $k_0(\cdot)$ to be identified is give by

$$k_{0,exact}(x) = \frac{2}{1 + |x|^2}, \quad x \in B(\mathbf{0}, 1) \quad (5.2)$$

for the simulation. Using the arguments in section 3, we can obtain $\xi(z)$ from (5.1) for $z \in B(\mathbf{0}, 1)$.

As explained in section 3, the simulation of $u_z^\infty(-\theta, \theta, \omega_1)$ for $z \in \mathfrak{U}$ where $k_0(z)$ is recovered, requires to solve a 3-dimensional linear integral equation for every $z \in \mathfrak{U}$, which need large computational cost for large domain \mathfrak{U} . To check the numerical performances of our proposed reconstruction **Algorithm 2.3** with acceptable computational costs, we take \mathfrak{U} as a cube $\mathfrak{Q} \equiv \mathfrak{Q}(\mathbf{0}; 0.5) \subset \subset B(\mathbf{0}, 1)$, which is centered at the origin with the side length 0.5. In this cube, we take 61-points along each direction as observation points. More precisely, the periodically distributed discrete points $x_{i,j,k} = (x_i^1, x_j^2, x_k^3) \in \mathfrak{Q}$ are specified by

$$x_i^1 = -0.25 + \frac{0.5(i-1)}{N-1}, \quad x_j^2 = -0.25 + \frac{0.5(j-1)}{N-1} \quad \text{and} \quad x_k^3 = -0.25 + \frac{0.5(k-1)}{N-1}$$

for $i, j, k = 1, \dots, N$ with $N = 61$, and the corresponding noisy data $\xi^\tau(\cdot)$ are obtained by shifting $\xi(\cdot)$ using a random variable $\mathcal{X}(\cdot)$ following a uniform distribution $\mathcal{U}(\cdot)$, i.e., $\mathcal{X} \sim \left(\frac{\tau}{0.25}\right)^3 \mathcal{U}(\mathfrak{Q})$, with τ

being a small positive number indicating the noisy level. For $\{\tau_{i,j,k} := \mathcal{X}(x_{i,j,k}) : i, j, k = 1, \dots, N\}$, we synthesize the noisy data by

$$\xi^\tau(x_{i,j,k}) := \xi(x_{i,j,k}) + \tau_{i,j,k}\xi(x_{i,j,k}) \quad \text{for } i, j, k = 1, \dots, N \quad \text{and} \quad 0 < \tau_{i,j,k} \ll 1,$$

which fulfills the inequality

$$\|\xi^\tau(\cdot) - \xi(\cdot)\|_{\mathbb{L}^\infty(\Omega)} \leq \tau \|\xi(\cdot)\|_{\mathbb{L}^\infty(\Omega)}.$$

Although we only check our reconstruction algorithm in an interior local domain $\Omega = \Omega(\mathbf{0}, 0.5) \subset B(\mathbf{0}, 1)$ due to the restrictions on the computational cost for yielding the inversion input by simulation process, our algorithm can be applied to any interior domain of Ω , if we do not consider the simulation cost for yielding $u_z^\infty(\cdot, \cdot, \cdot)$, or we assume that $u_z^\infty(\cdot, \cdot, \cdot)$ are given directly in $\Omega \equiv B(\mathbf{0}, 1)$.

The crucial step for numerically computing $k_0(z)$ by (2.26) from noisy inversion input is the computational scheme for $\Delta\xi^\tau(z), \nabla\xi^\tau(z)$ with noisy level $\tau > 0$. By our mollification scheme (2.29) and (2.30), we are essentially to compute $\Delta\xi^{\delta,\tau}(z)$ and $\nabla\xi^{\delta,\tau}(z)$ with specified $\delta > 0$ and noisy level τ .

However, we only have the noisy values ξ^τ at 61 discrete points, due to the restriction on the computational cost in simulating these inversion input by solving 3-dimensional integral equations for each point z . These values are not enough for computing the derivatives accurately from (2.29) and (2.30), since the integrations in (2.29) and (2.30) need very fine grids of ξ^τ for yielding good approximation. To this end, we refine the computational grids by interpolation process using $\{\xi^\tau(x_{i,j,k}) : i, j, k = 1, \dots, 61\}$ to yield a smooth function $\tilde{\xi}^\tau$, which is taken as the approximation to $\xi^\tau(x)$. This process is finished by the standard interpolation function **griddedInterpolant** in Matlab with cubic spline function as base functions. Then we have the values of $\tilde{\xi}^\tau$ at fine grids $\{\tilde{x}_{i,j,k} : i, j, k = 1, \dots, 201\} \subset \Omega$. Finally we have the reconstruction

$$\frac{1}{k_{0,num}(\tilde{x}_{i,j,k})} \approx -\frac{1}{\omega_1^2} \left(\frac{\Delta\tilde{\xi}^{\delta,\tau}(\tilde{x}_{i,j,k})}{2\tilde{\xi}^\tau(\tilde{x}_{i,j,k})} - \frac{|\nabla\tilde{\xi}^{\delta,\tau}(\tilde{x}_{i,j,k})|^2}{4\tilde{\xi}^\tau(\tilde{x}_{i,j,k})^2} \right), \quad \tilde{x}_{i,j,k} \in \Omega_\delta. \quad (5.3)$$

Since we have the values of $\tilde{\xi}^\tau(\cdot)$ at very fine grids $\{\tilde{x}_{i,j,k} : i, j, k = 1, \dots, 201\}$, the right-hand side can be computed accurately from (2.29) and (2.30).

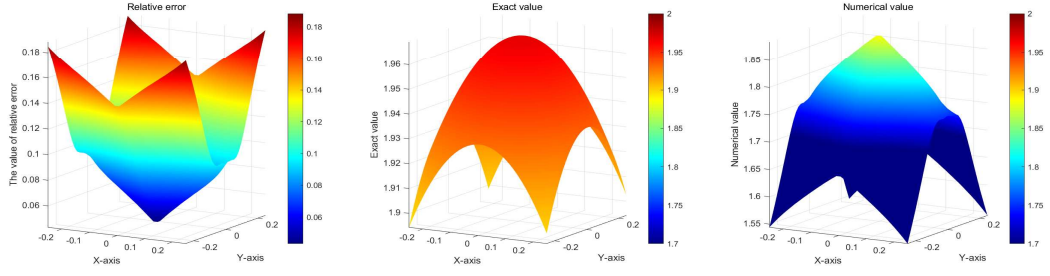
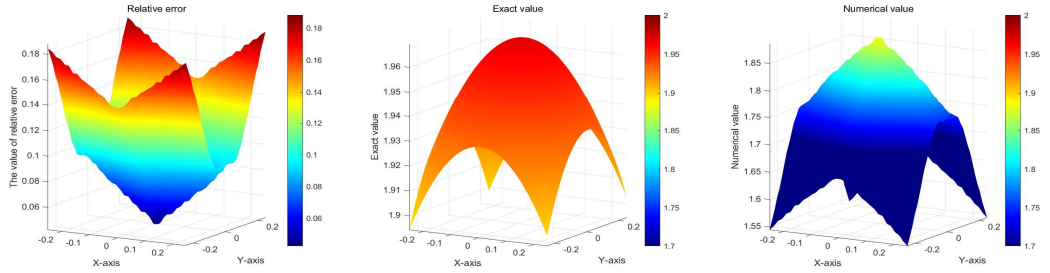
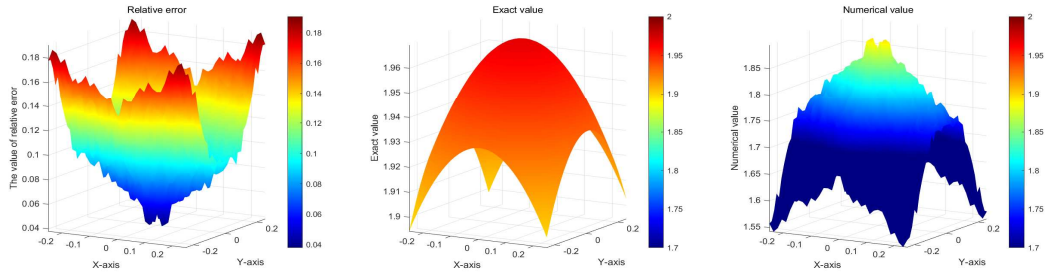
To indicate the reconstruction performance of our proposed **Algorithm 2.3** quantitatively, we introduce the global relative error (GRE) and the point-wise relative error (PRE) in Ω related to the *a-prior* known bulk modulus function $k_{0,exact}(\cdot)$ given by (5.2)

$$GRE := \frac{\|k_{0,exact} - k_{0,num}\|_{\ell^2(\Omega)}}{\|k_{0,exact}\|_{\ell^2(\Omega)}} := \frac{\left(\sum_{i=1}^{201} \sum_{j=1}^{201} \sum_{k=1}^{201} |k_{0,exact}(\tilde{x}_{i,j,k}) - k_{0,num}(\tilde{x}_{i,j,k})|^2 \right)^{\frac{1}{2}}}{\left(\sum_{i=1}^{201} \sum_{j=1}^{201} \sum_{k=1}^{201} |k_{0,exact}(\tilde{x}_{i,j,k})|^2 \right)^{\frac{1}{2}}},$$

and

$$PRE(\tilde{x}_{i,j,k}) := \frac{|k_{0,exact}(\tilde{x}_{i,j,k}) - k_{0,num}(\tilde{x}_{i,j,k})|}{|k_{0,exact}(\tilde{x}_{i,j,k})|}, \quad \tilde{x}_{i,j,k} \in \Omega,$$

respectively, where $k_{0,num}(\cdot)$ is the numerical solution obtained from inverting the data (5.1). Since the mollification scheme treating the numerical differentiations for noisy data is of only average convergence by (2.28), we can also expect the good approximation under the convergence norm, instead of the point-wise approximation.

FIGURE 7. The recovery of $k_{0,exact}(\cdot)$ using exact inversion input with $\tau = 0$.FIGURE 8. The recovery of $k_{0,exact}(\cdot)$ using noisy inversion input with $\tau = 0.01$.FIGURE 9. The recovery of $k_{0,exact}(\cdot)$ using noisy inversion input with $\tau = 0.05$.

Noticing that $k_0(\cdot)$ is a functional with 3-dimensional argument, for the ease of presentation, we show the reconstructions together with exact $k_{0,exact}(\cdot)$ only on the cross-plane $x_3 = 0.125$ for noise levels $\tau = 0, 0.01, 0.05$. In Figure 7, Figure 8 and Figure 9, the leftmost subplot of each figure displays the point-wise relative error, the central subplot shows the distribution of the exact bulk modulus function $k_{0,exact}(\cdot)$, and the rightmost subplot presents the numerical reconstruction $k_{0,num}(\cdot)$ obtained using noisy data. It can be observed that in the absence of artificially added noise, the exact solution $k_{0,exact}(\cdot)$ and the numerical solution $k_{0,num}(\cdot)$ exhibit identical distributions, albeit with slight variations in magnitude. Notably, the maximum point-wise relative error remains below 0.18. The GRE in the absence of noise is 0.1081, these results demonstrate the high accuracy and feasibility of our method. When noise at a level of 0.01 is introduced, the numerical solution $k_{0,num}(\cdot)$ still maintains a similar distribution, and the point-wise relative error stays below 0.19, at the same time the global relative error is 0.1126, albeit with increased oscillations. At a noise level of 0.05, the reconstruction exhibits oscillation. Nevertheless, in this case the global relative error is 0.1183, so the reconstruction remains favorable in the ℓ^2 -norm sense as expected, indicating the stability of our method.

REFERENCES

- [1] A. Abubakar and P. M. van den Berg, The contrast source inversion method for location and shape reconstructions. *Inverse Probl.*, 18(2), 2002, 495-510.
- [2] R.A. Adams and J.J.F. Fournier, *Sobolev Spaces*. Elsevier, British, 2003.
- [3] H. Ammari, D.P. Challa, A.P. Choudhury and M. Sini, The point-interaction approximation for the fields generated by contrasted bubbles at arbitrary fixed frequencies. *J. Diff. Eqns.*, 267(4), 2019, 2104-2191.
- [4] H. Ammari, D.P. Challa, A.P. Choudhury and M. Sini, The equivalent media generated by bubbles of high contrasts: volumetric metamaterials and metasurfaces. *SIAM Multiscale Model. Simul.*, 18(1), 2020, 240-293.
- [5] H. Ammari, B. Fitzpatrick, D. Gontier, H. Lee and H. Zhang, Minnaert resonances for acoustic waves in bubbly media. *Ann. Inst. Henri Poincaré, Anal. Nonlinéaire*, 35(7), 2018, 1975-1998.
- [6] R.E. Caflisch, M.J. Miksis, G.C. Papanicolaou and L. Ting, Effective equations for wave propagation in bubbly liquids. *J. Fluid Mech.*, 153, 1985, 259-273.
- [7] R.E. Caflisch, M.J. Miksis, G.C. Papanicolaou and L. Ting, Wave propagation in bubbly liquids at finite volume fraction. *J. Fluid Mech.*, 160, 1985, 1-14.
- [8] J. Cheng, Y.C. Hon, T. Wei and M. Yamamoto, Numerical computation of a Cauchy problem for Laplace's equation. *Zammz. Angew. Math. Mech.*, 81(10), 2001, 665-674.
- [9] D. Colton and R. Kress, *Inverse Acoustic and Electromagnetic Scattering Theory*. Springer Nature, Switzerland, 2019.
- [10] A. Dabrowski, A. Ghandriche and M. Sini, Mathematical analysis of the acoustic imaging modality using bubbles as contrast agents at nearly resonating frequencies. *Inverse Probl. Imag.*, 15(3), 2021, 555-597.
- [11] A. Deveney, Inverse-scattering theory within the Rytov approximation. *Opt. Lett.*, 6(8), 1981, 374-376.
- [12] J. Ding, W. Ye and L.J. Gray, An accelerated surface discretization-based BEM approach for non-homogeneous linear problems in 3-D complex domains. *Int. J. Numer. Meth. Engin.*, 63(12), 2005, 1775-1795.
- [13] L.C. Evans, *Partial Differential Equations*, Vol.19, American Mathematical Society, Providence, 2022.
- [14] M. Ganesh and L.G. Graham, A high-order algorithm for obstacle scattering in three dimensions. *J. Comput. Phys.*, 198(1), 2004, 211-242.
- [15] H. Ghassemi, S. Fazelifar, and A.R. Nadery, DRBEM applied to the 3D Helmholtz equation and its particular solutions with various radial basis functions. *Int. J. Part. Diff. Eqns. Appl.*, 4(1), 2016, 1-6.
- [16] M.A. Golberg, C.S. Chen, H. Bowman and H. Power, Some comments on the use of Radial basis functions in the dual reciprocity method. *Comput. Mech.*, 21(2), 1998, 141-148.
- [17] D.N. Hào and D. Lesnic, The Cauchy problem for Laplace's equation via the conjugate gradient method. *IMA J. Appl. Math.*, 65(2), 2000, 199-217.
- [18] D.N. Hào, A mollification method for ill-posed problems. *Numerische Mathematik*, 68(4), 1994, 469-506.
- [19] L.W. Johnson and R.D. Riess, An error analysis for numerical differentiation. *J. Inst. Math. Appl.*, 11, 1973, 115-120.
- [20] C. Johnson, *Numerical solution of partial differential equations by the finite element method*. Courier Corporation, New York, 2009
- [21] T.S. Kalmenov and D. Suragan, A boundary condition and spectral problems for the Newton potential. *Modern Aspects of the Theory of Partial Differential Equations*, Springer, Basel, 2011, 187-210.
- [22] S.G. Kargl, Effective medium approach to linear acoustics in bubbly liquids. *J. Acoust. Soc. Amer.*, 111(1), 2002, 168-173.
- [23] S.R. Karur and P.A. Ramachandran, Radial basis function approximation in the dual reciprocity method. *Mathematical and Computer Modelling*, 20(7), 1994, 59-70.
- [24] D.A. Murio, *The Mollification Method and the Numerical Solution of Ill-posed Problems*. John Wiley and Sons, New York, 1993.
- [25] A.J. Nowak and C.A. Brebbia, The multiple-reciprocity method. A new approach for transforming BEM domain integrals to the boundary. *Engineering Analysis with Boundary Elements*, 6(3), 1989, 164-167.
- [26] J. Oliver, An algorithm for numerical differentiation of a function of one real variable. *J. Comput. Appl. Math.*, 6(2), 1980, 145-160.
- [27] P.W. Partridge, C.A. Brebbia and L.C. Wrobel, *The Dual Reciprocity Boundary Element Method*. Computational Mechanics Publications, Southampton, 1992.
- [28] P.M. Van Den Berg and R.E. Kleinman, A contrast source inversion method. *Inverse Probl.*, 13(6), 1997, 1607-1620.
- [29] Z. Wang, A. Ghandriche and J.J. Liu, Characterization of the eigenvalues and eigenfunctions of the Helmholtz Newtonian operator N^k , arXiv preprint arXiv:2409.09394, 2024.
- [30] W.F. Wang and J.R. Wang, Wavelet solution to the three-dimensional Cauchy problem for Laplace equation, *J. Math.*, 36, 2012, 239-248.
- [31] Q. Zhang, L. Wang and J.J. Liu, On the reconstruction of cardiac transmembrane potential pattern from body surface measurement. *Physica Scripta*, 99(9), 2024, 095233.