

PLACE: Prompt Learning for Attributed Community Search

Shuheng Fang
The Chinese University of Hong Kong
shfang@se.cuhk.edu.hk

Kangfei Zhao
Beijing Institute of Technology
z kf1105@gmail.com

Rener Zhang
Beijing Institute of Technology
larryzhang2004@outlook.com

Yu Rong
Alibaba DAMO Academy
yu.rong@hotmail.com

Jeffrey Xu Yu
The Chinese University of Hong Kong
yu@se.cuhk.edu.hk

ABSTRACT

Attributed Community Search (ACS) aims to identify communities in an attributed graph with structural cohesiveness and attribute homogeneity for given queries. While algorithmic approaches often suffer from structural inflexibility and attribute irrelevance, recent years have witnessed a boom in learning-based approaches that employ Graph Neural Networks (GNNs) to simultaneously model structural and attribute information. To improve GNN efficacy and efficiency, these approaches adopt various techniques to refine the input graph and queries, including query-dependent node pruning and feature enhancement. However, these refinements are either detached from the end-to-end optimization with the backbone model, or impose additional burdens on training resources, limiting their adaptability and practical usage in diverse graphs.

In this paper, we propose *PLACE* (Prompt Learning for Attributed Community Search), an innovative graph prompt learning framework for ACS. Enlightened by prompt-tuning in Natural Language Processing (NLP), where learnable prompt tokens are inserted to contextualize NLP queries, *PLACE* integrates structural and learnable prompt tokens into the graph as a query-dependent refinement mechanism, forming a prompt-augmented graph. Within this prompt-augmented graph structure, the learned prompt tokens serve as a bridge that strengthens connections between graph nodes for the query, enabling the GNN to more effectively identify patterns of structural cohesiveness and attribute similarity related to the specific query. We employ an alternating training paradigm to optimize both the prompt parameters and the GNN jointly. Moreover, we design a divide-and-conquer strategy to enhance scalability, supporting the model to handle million-scale graphs. Extensive experiments on 9 real-world graphs demonstrate the effectiveness of *PLACE* for three types of ACS queries, where *PLACE* achieves higher F1 scores by 22% compared to the state-of-the-arts on average.

ACM Reference Format:

Shuheng Fang, Kangfei Zhao, Rener Zhang, Yu Rong, and Jeffrey Xu Yu. 2025. PLACE: Prompt Learning for Attributed Community Search. In *Proceedings*

Permission to make digital or hard copies of all or part of this work for personal or classroom use is granted without fee provided that copies are not made or distributed for profit or commercial advantage and that copies bear this notice and the full citation on the first page. Copyrights for components of this work owned by others than ACM must be honored. Abstracting with credit is permitted. To copy otherwise, or republish, to post on servers or to redistribute to lists, requires prior specific permission and/or a fee. Request permissions from permissions@acm.org.

Conference'17, July 2017, Washington, DC, USA

© 2025 Association for Computing Machinery.

ACM ISBN 978-x-xxxx-xxxx-x/YY/MM...\$15.00

<https://doi.org/10.1145/nnnnnnnn.nnnnnnnn>

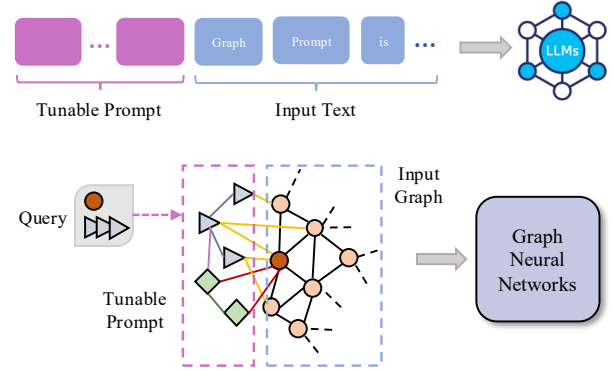


Figure 1: Query prompt inspired by the prompt of LLMs.

of ACM Conference (Conference'17). ACM, New York, NY, USA, 15 pages.
<https://doi.org/10.1145/nnnnnnnn.nnnnnnnn>

PVLDB Reference Format:

Shuheng Fang, Kangfei Zhao, Rener Zhang, Yu Rong, and Jeffrey Xu Yu. PLACE: Prompt Learning for Attributed Community Search. PVLDB, xx(xx): xxx, xx.
doi:xxx

PVLDB Artifact Availability:

The source code, data, and/or other artifacts have been made available at .

1 INTRODUCTION

Attributed Community Search (ACS) is a fundamental graph analytic task aims at identifying communities in an attributed graph, which satisfy both structural cohesiveness and attribute homogeneity for a given query that consists of query nodes and query attributes. ACS plays a critical role in various real-world applications, including recommendation systems [43, 53], bioinformatics [23], fraud detection [34] and social network analysis. ACS has been addressed using algorithmic approaches [11, 12, 19] following a two-stage paradigm. The first stage involves identifying candidate communities based on pre-defined structural patterns, such as k -core [8, 27, 38], k -truss [3, 17] or k -clique [7, 54]. The second stage refines these candidate communities with attribute homogeneity

*Kangfei Zhao is the corresponding author.

This work is licensed under the Creative Commons BY-NC-ND 4.0 International License. Visit <https://creativecommons.org/licenses/by-nc-nd/4.0/> to view a copy of this license. For any use beyond those covered by this license, obtain permission by emailing info@vldb.org. Copyright is held by the owner/author(s). Publication rights licensed to the VLDB Endowment.

Proceedings of the VLDB Endowment, Vol. xx, No. xx ISSN 2150-8097.

doi:xxx

constraints. However, these algorithmic approaches face significant limitations [9, 13, 21]. They lack structural flexibility and attribute relevance, and fail to capture the joint correlations between structural and attribute information, which are essential for accurately identifying communities.

To address the limitations of algorithmic approaches in the two-stage paradigm, learning-based approaches have been proposed [10, 13, 21, 49] that leverage Graph Neural Network (GNN) models [50] to simultaneously capture structural and attribute information. These models are fed with the graph with its node features, the query encompassing query nodes and query attributes, and predict the likelihood of the community membership of each node w.r.t. the query. To improve the efficacy and efficiency of the GNN, these approaches incorporate various techniques to refine the input graph and query, which can be categorized into two types: decoupled refinement [10, 13, 49] and integrated refinement [21]. Decoupled refinement preprocesses the graph or query using fixed node pruning or feature enhancement strategies. For instance, *ICS-GNN* [13] and *ALICE* [49] adopt BFS and heuristic search to prune unpromising nodes in the graph, while *IACS* [10] enhances the embeddings of queries through pre-trained graph embedding. However, these refinements are decoupled from the GNN model, missing the opportunity for end-to-end optimization, thus they may not be adaptable to any graph and query. The other category, integrated refinement introduces specialized neural network modules to enhance the query nodes and query attributes [21], which are collaboratively optimized with the backbone GNN. However, this refinement imposes extra burdens of computational resources on the ACS task and requires more training data to resist overfitting. Therefore, it is critical to introduce a flexible, adaptable, and light-weight refinement mechanism into ACS.

Drawing the inspiration from prompt learning in the Natural Language Processing (NLP) [25] and Computer Vision (CV) [20, 32] domains, we propose refining the input graph and ACS query through prompting techniques. In NLP tasks, prompt tokens are inserted beforehand the textual input, contextualizing it for foundation models as the illustration at the top of Fig 1. The embeddings of these prompt tokens are fine-tuned to encapsulate task-level prior knowledge, facilitating the model to achieve better reasoning for a specific task. An envision arises that a graph prompt can play a similar role as a prompt in NLP. The graph prompt will learn the latent knowledge of ACS query regarding both structural cohesiveness and attribute homogeneity, refining and guiding the input graph, query nodes and query attributes to generate more precise predictions. Compared with existing learning-based ACS approaches, the graph prompt for ACS serves as a more flexible refinement mechanism that injects the latent knowledge into the input graph and query without excessive computational overhead.

Although prompting techniques have been introduced to the graph domain for typical graph learning tasks such as node-level and graph-level classification [14, 36, 39, 41, 42, 58], distinctions of the task and objective incur new challenges in leveraging graph prompting for ACS. To be specific, unlike graph learning tasks where graph prompt is to unify the different learning tasks into the context of the pre-training tasks, graph prompt for ACS concentrates on enhancing the input graph and ACS query with learned

prior knowledge, by unifying the input refinement step. As a query-specific binary classification task instead of classical node classification, query-specific prompt should be tailored, including how to design the prompt structure, how to insert the structural prompt into the input graph, and how to tune the prompt with the backbone ACS model. In contrast to the refinement of existing learning-based ACS, this query-specific prompt should enable end-to-end optimization and balance the computational overhead. The bottom part of Fig. 1 delineates a sketchy idea of this query-specific prompt for ACS.

To fulfill this envision, we propose an innovative framework, named *Prompt Learning for Attributed Community Search (PLACE)*. As illustrated at the bottom of Fig. 1, by inserting learnable prompt into the graph, *PLACE* enriches the input context, promoting the model to capture latent structural and attribute patterns regarding the query-dependent community. *PLACE* integrates a complete solution of formulating the prompt and its structure, inserting the prompt, and tuning the prompt together with the model. Precisely, the prompt tokens comprise attribute tokens and virtual node tokens, which are responsible for contextualizing the query attributes and query node respectively. These prompt tokens are connected based on their similarity, forming a query-specific prompt graph that is seamlessly inserted into the input graph to fulfill input refinement and enhancement. *PLACE* employs an alternating training paradigm to jointly optimize the prompt tokens and the ACS model, ensuring end-to-end optimization while balancing computational efficiency. In addition, to support large graphs efficiently, we design a divide-and-conquer strategy as a scale-up solution of *PLACE*.

The contributions of this paper are summarized as follows: ❶ We propose a new GNN-based ACS paradigm that first leverages query-specific prompts to handle ACS queries with multiple query nodes and multiple query attributes. ❷ We devise a general framework named *PLACE* that optimizes the query prompt and the GNN model jointly, and equip *PLACE* with scalable training and inference algorithms to support ACS in million-scale graphs. ❸ We analyze the flexibility of *PLACE* and its intrinsic connections and distinctions to existing GNN-based ACS approaches, revealing that the prompt mechanism of *PLACE* simulates graph manipulations of structure and features. ❹ We conduct comprehensive experiments on 9 real-world graphs for three types of ACS queries, which demonstrate the effectiveness of *PLACE* compared with 7 baselines.

Roadmap. The rest of this paper is organized as follows. §2 reviews our related work. In §3, we introduce the problem statement followed by the research background. We elaborate on the architecture and training of *PLACE* in §4 and §5 respectively, and analyze the graph prompt for ACS in §6. We report our comprehensive experimental studies in §7 and conclude the paper in §8.

2 RELATED WORK

Attributed Community Search. Attributed community search (ACS) focuses on not only query nodes but also query attributes. Various algorithmic approaches [11, 15, 19, 28, 31] have been proposed that take both structural cohesiveness and attribute homogeneity into account. For example, [15, 28, 31] rely on their predefined subgraph patterns for community identification, which inherently limit their flexibility. *ATC* [19] and *ACQ* [11] are two representative

approaches for ACS. Both of them adopt a two-stage process: first identifying potential candidate communities based on structural constraints, then computing attribute scores to verify the candidates. However, the independent two-stage process fails to capture the intrinsic correlations between structural and attribute information in a joint manner, ultimately yielding suboptimal results.

Database community has witnessed the recent boom in learning-based approaches for CS [5, 9, 10, 13, 21, 26, 37, 48, 49]. However, among these approaches, only *AQD-GNN*, *ALICE* and *IACS* support multi-node queries and attributed queries. *AQD-GNN* [21] proposes a GNN-based supervised model for ACS in a single graph. The model is trained by a collection of ACS queries with corresponding ground-truth, and predicts the communities for unseen queries. The limitation of *AQD-GNN* lies in its lack of generalizability to new communities, graphs and attributes not encountered during training. *ALICE* [49] employs a two-phase strategy; first extracting promising candidate subgraphs and then identifying communities by a consistency-aware network. *IACS* [10] introduces a ‘training-adaptation-inference’ workflow that enables swift model adaptation to new graphs and communities, enhancing flexibility and applicability.

Graph Prompt Learning. The general idea of prompt learning is to reformulate downstream tasks into the context of pre-training tasks, effectively bridging the gap between the downstream and pre-training tasks. Drawing inspiration from prompting techniques in NLP and CV, graph prompt learning has become the cornerstone of the ‘pre-training and prompting’ paradigm in the realm of graph learning, as comprehensively reviewed in a recent survey [41]. As an early study, GPPT [39] incorporates learnable graph label prompts that transform the node classification task into a link prediction task. GraphPrompt [30] unifies node-level and graph-level tasks into a subgraph similarity learning task and employs a learnable prompt to assist the downstream tasks. All-in-One [40] introduces a generic graph prompt learning framework, including prompt token, token structure, and insert pattern, unifying the node-level, edge-level, and graph-level tasks under a single paradigm. GCOPE [56] leverages virtual node prompt tokens to align diverse structural patterns and semantic features across different graph datasets, enhancing cross-domain adaptability.

3 PRELIMINARIES

In this section, we first provide the problem statement of ACS (§3.1) and then present the background of learning-based ACS by GNN (§3.2). Finally, we introduce graph prompt as our technical foundation (§3.3).

3.1 Problem Statement

An undirected attributed graph $\mathcal{G} = (\mathcal{V}, \mathcal{E}, \mathcal{A})$ consists of a set of nodes \mathcal{V} , a set of undirected edges $\mathcal{E} \subseteq \mathcal{V} \times \mathcal{V}$, and a set of node attributes \mathcal{A} . Let $n = |\mathcal{V}|$, $m = |\mathcal{E}|$ and $c = |\mathcal{A}|$ be the number of nodes, edges, and attributes, respectively. Each node v_i possesses its attribute set \mathcal{A}_i , and \mathcal{A} is the union of all the node attribute sets, i.e., $\mathcal{A} = \mathcal{A}_1 \cup \dots \cup \mathcal{A}_n$. The neighborhood of node v_i is denoted as $\mathcal{N}(v_i) = \{v_j \mid (v_j, v_i) \in \mathcal{E}\}$. A community in \mathcal{G} is a cohesive subgraph, denoted as $C = (\mathcal{V}_C, \mathcal{E}_C)$, where $\mathcal{V}_C \subseteq \mathcal{V}$ and $\mathcal{E}_C = \{(v_i, v_j) \mid v_i, v_j \in \mathcal{V}_C, (v_i, v_j) \in \mathcal{E}\}$.

Attributed Community Search (ACS). For an attributed graph $\mathcal{G} = (\mathcal{V}, \mathcal{E}, \mathcal{A})$, given a query $q = (\mathcal{V}_q, \mathcal{A}_q)$ where $\mathcal{V}_q \subseteq \mathcal{V}$ is a set of query nodes and $\mathcal{A}_q \subseteq \mathcal{A}$ is a set of query attributes, the problem of Attributed Community Search (ACS) aims to find the query-dependent community $C_q = (\mathcal{V}_{C_q}, \mathcal{E}_{C_q})$. Nodes in community C_q need to be structurally cohesive and attribute homogeneous simultaneously, i.e., the nodes in the community are densely intra-connected as $|\mathcal{E}_{C_q}| \gg |\{(v_i, v_j) \mid v_i \in \mathcal{V}_{C_q}, v_j \in \mathcal{V} \setminus \mathcal{V}_{C_q}\}|$, and the attributes of these nodes are similar.

Learning-based ACS. The general process of the learning-based approaches [5, 9, 13, 21, 26] consists of two stages: the training stage and the inference stage. In the training stage, for a graph \mathcal{G} with n nodes, a parametric ML model $\mathcal{M} : q \mapsto [0, 1]^n$ is constructed offline from a set of queries and corresponding ground-truth communities. In the inference stage, for an online new query, the model \mathcal{M} predicts the likelihood of whether each node is in the community of the query, as a vector $\hat{y} \in [0, 1]^n$. Distinguished from prior learning-based approaches, in this paper, we consider utilizing query-specific prompts to enrich the prediction context of the model. For a graph \mathcal{G} , model $\mathcal{M} : (q, \tau_q) \mapsto [0, 1]^n$ is trained offline over a set of queries and their ground-truth communities, and then deployed for online prediction. Here, τ_q is a learnable prompt of query q , analogous to the query prompt of foundation models for NLP tasks.

The query supported can be non-attributed queries ($q = (\mathcal{V}_q, \emptyset)$) for CS and attributed queries ($q = (\mathcal{V}_q, \mathcal{A}_q)$) for ACS. To be concise, we consider the ACS problem in this paper and regard CS as a special case of ACS ($\mathcal{A}_q = \emptyset$). Distinguished from algorithmic approaches, the community C_q discovered by learning-based approaches is not restricted to any specific k -related subgraph.

3.2 GNN for Learning-based ACS

Existing learning-based approaches [5, 9, 10, 13, 21, 26] employ GNN as their backbone models. A GNN of K -layer follows a neighborhood aggregation paradigm to generate a new embedding for each node by aggregating the embeddings of its neighbors in K iterations. Specifically, let $h^{(k)}(v)$ denote the d -dimensional embedding of node v in the (k) -th iteration (layer). In the k -th layer, an aggregate function $f_{\mathcal{A}}^{(k)}$ aggregates the embeddings of the neighbors of v output in $(k-1)$ -th layer as Eq. (1). Subsequently, a combine function $f_{\mathcal{C}}^{(k)}$ updates the embedding of v by combining the aggregated embeddings in k -th layer and the embedding of v in $(k-1)$ -th layer as Eq. (2).

$$a^{(k)}(v) = f_{\mathcal{A}}^{(k)}(\{h^{(k-1)}(u) \mid u \in \mathcal{N}(v)\}), \quad (1)$$

$$h^{(k)}(v) = f_{\mathcal{C}}^{(k)}(h^{(k-1)}(v), a^{(k)}(v)). \quad (2)$$

The aggregate and combine functions of each layer, $f_{\mathcal{A}}, f_{\mathcal{C}} : \mathbb{R}^d \rightarrow \mathbb{R}^d$, are neural networks. The initial node embedding, $h^{(0)}(v)$, encapsulates the features of node v and the identifier of whether v is in the query node set. Through the transformation of K layers, GNN-based models predict the likelihood that node v belongs to the community of the query using a prediction layer $\hat{f} : \mathbb{R}^d \rightarrow \mathbb{R}$ as shown in Eq. (3), followed by sigmoid activation σ .

$$\hat{y}(v) = \sigma(\hat{f}(h^{(K)}(v))) \quad (3)$$

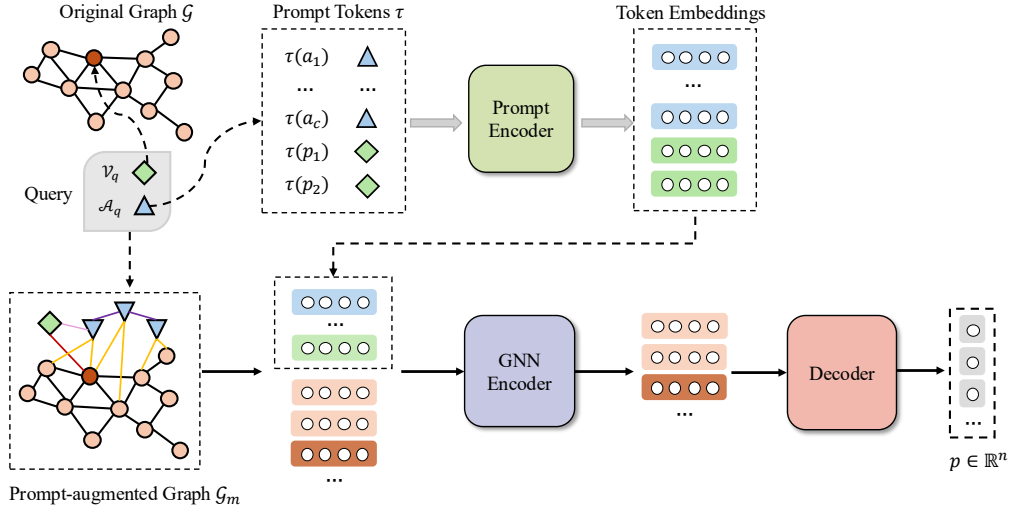


Figure 2: Architecture of PLACE: Given a query, prompt tokens are inserted into the original graph for context enrichment, forming a prompt-augmented graph. Then, the prompt-augmented graph is fed into a GNN-based encoder-decoder neural network for predicting the community membership of the query.

Given a set of training queries Q and ground-truth L , ACS is formulated as a query-specific binary classification task in \mathcal{G} , where GNN-based models are trained by minimizing the binary cross entropy (BCE) loss, as shown in Eq. (4).

$$\mathcal{L}(q; \theta) = - \sum_{v^+ \in l_q^+} \log \hat{y}(v^+) - \sum_{v^- \in l_q^-} \log(1 - \hat{y}(v^-)) \quad (4)$$

In the test stage, for an online query, the model \mathcal{M} first predicts the probability of whether each node is in the community of the query, as a vector $\hat{y} \in [0, 1]^n$. Then, a threshold on \hat{y} is used to determine the membership of the community.

3.3 Graph Prompt

The graph prompt mechanism is composed of three elementary components: (1) prompt token, (2) token structure, and (3) insertion patterns [40]. Given a graph $\mathcal{G} = (\mathcal{V}, \mathcal{E})$, prompt tokens are a set of vectors $\tau = \{\tau_1, \dots, \tau_{|\tau|}\}$, where each token τ_i is a learnable embedding of d -dim, the same size as the node features of \mathcal{G} . The token structure is the pairwise relationship among tokens, denoted as $\{(\tau_i, \tau_j) \mid \tau_i, \tau_j \in \tau\}$, which differs from the linear token structure in the NLP domain. An edge (τ_i, τ_j) exists iff $\text{sim}(\tau_i, \tau_j) > \delta$, where $\text{sim}(\cdot, \cdot)$ is a similarity function, i.e., inner product followed by the sigmoid function. Thereby, a prompt graph $\mathcal{G}_p = (\mathcal{V}_p, \mathcal{E}_p)$ is constructed, where \mathcal{V}_p is the set of prompt tokens and \mathcal{E}_p is the set of edges among tokens. For the insertion pattern, an inserting function Ψ is defined that inserts the prompt graph \mathcal{G}_p into the original graph \mathcal{G} , forming a prompt-augmented graph as $\mathcal{G}_m = \Psi(\mathcal{G}, \mathcal{G}_p)$. The prompt-augmented graph is finally processed by GNN-based models for training and prediction. In this paper, we extend the graph prompt mechanism for dealing with ACS, where each ACS query is combined with a structural prompt as the input context of the model, enabling the model to better capture structural cohesiveness and the attribute similarity of the query.

4 THE ARCHITECTURE OF PLACE

In this section, we present the overall architecture of *PLACE*, which comprises the query-specific graph prompt and the GNN-based model for ACS. Fig. 2 illustrates the general process of how *PLACE* handles an ACS query $q = (\mathcal{V}_q, \mathcal{A}_q)$ in a graph \mathcal{G} . Regarding the query q , a query-prompt graph is constructed and inserted into \mathcal{G} , forming a prompt-augmented graph \mathcal{G}_m . Subsequently, this prompt-augmented graph \mathcal{G}_m is then fed into an encoder-decoder GNN-based model to predict the community membership for each node in \mathcal{G} . The core design of *PLACE* lies in the construction of the query-prompt graph as well as the prompt-augmented graph, which encapsulate the enhanced, contextualized, and customized information of query q for a graph \mathcal{G} . Notably, the node features and the topological structure of the query-prompt graph are learnable, which is jointly optimized together with the GNN-based model. This enables *PLACE* to achieve powerful flexibility and generalization capability. We will elaborate on the construction and insertion of the query-prompt graph (§4.1) and the GNN-based model (§4.2) in the remainder of this section. The training algorithm of *PLACE* and its scale-up solution are deferred to §5.

4.1 Query-Prompt Graph Construction

We introduce the query-prompt graph for an ACS query, analogous to a prompt for a natural language question, which can be inserted into the original graph. This enables the original graph to assimilate relevant information about the target community in response to the query, facilitating an accurate prediction for ACS.

Query Prompt Tokens. For a graph \mathcal{G} , we initialize a set of prompt tokens $\tau = \{\tau(a_1), \tau(a_2), \dots, \tau(a_c), \tau(p_1), \tau(p_2), \dots, \tau(p_{v_n})\}$, where $\{\tau(a_i) \mid i = 1 \dots c\}$ are c tokens correspond to c query attributes $a_i \in \mathcal{A}$ respectively, and $\{\tau(p_j) \mid j = 1 \dots v_n\}$ are v_n tokens correspond to v_n virtual nodes. Specifically, $\tau(a_i), \tau(p_j)$ are d -dimensional learnable vectors, which align to the dimension of node features. The number of virtual node tokens, v_n , is a hyper-parameter. Each

query $q = (\mathcal{V}_q, \mathcal{A}_q)$ identifies its query prompt tokens τ_q , formulated as Eq. (5):

$$\tau_q = \{\tau(a_i) \mid a_i \in \mathcal{A}_q\} \cup \{\tau(p_j) \mid j = 1 \dots, v_n\}, \quad (5)$$

which contains the prompt tokens of the query attributes as well as all the virtual node tokens. The virtual node tokens will encode structural patterns related to the query node set \mathcal{V}_q , while the query attribute tokens refine and enrich the features of the query attribute set \mathcal{A}_q , with each token representing a distinct query attribute in \mathcal{A}_q , by connecting to a query-prompt graph and inserting into the original graph as follows.

Definition 4.1:(Query-prompt Graph) Given a query $q = (\mathcal{V}_q, \mathcal{A}_q)$, the query-prompt graph of q is an undirected graph $\mathcal{G}_p = (\mathcal{V}_p, \mathcal{E}_p)$ with node set $\mathcal{V}_p = \tau_q$ and edge set

$$\mathcal{E}_p = \{(\tau(i), \tau(j)) \mid \tau(i), \tau(j) \in \mathcal{V}_p \wedge \text{sim}(\tau(i), \tau(j)) > \delta\}. \quad (6)$$

With a little abuse of notation, we use the query prompt tokens to represent the nodes in \mathcal{V}_p whose features are the embeddings of the tokens. Given the two types of nodes in \mathcal{V}_p , there are three types of edges in \mathcal{E}_p , the edges between query attribute tokens, edges between virtual node tokens, and edges between two types of nodes. As shown in Eq. (6), an edge will connect two nodes if and only if the similarity of the two nodes surpasses a threshold δ , where $\text{sim}(\cdot)$ is the similarity function.

Insertion to the Original Graph. Analogous to inserting a textual prompt into an NLP question, the query-prompt graph will be inserted into the original graph \mathcal{G} to enhance the prediction context. We formulate the resulting graph as a prompt-augmented graph:

Definition 4.2:(Prompt-augmented Graph): Given a query $q = (\mathcal{V}_q, \mathcal{A}_q)$ on graph $\mathcal{G} = (\mathcal{V}, \mathcal{E}, \mathcal{A})$, the query-augmented graph of q is an undirected graph $\mathcal{G}_m = (\mathcal{V}_m, \mathcal{E}_m)$ with node set $\mathcal{V}_m = \mathcal{V}_p \cup \mathcal{V}$ and edge set

$$\mathcal{E}_m = \mathcal{E}_p \cup \mathcal{E} \cup \{(\tau(a_i), v) \mid a_i \in \mathcal{A}(v) \wedge v \in \mathcal{V}\} \cup \{(\tau(p_j), v) \mid p_j = 1, \dots, v_n, \wedge v \in \mathcal{V}_q\}. \quad (7)$$

Here, the node set \mathcal{V}_m is the union of \mathcal{V} and the query-involved prompt token set \mathcal{V}_p . Apart from the two edge sets of the original graph and the query-prompt graph, the edge set \mathcal{E}_m also contains edges between the prompt tokens and original nodes. To be specific, as shown in Eq. (7), for query attribute tokens $\tau(a_i)$, a node in \mathcal{V} is connected to $\tau(a_i)$ iff the node possesses the attribute a_i . For virtual node tokens, we establish full connections between them to each query node in \mathcal{V}_q . We introduce the insertion function Ψ to define how the query-prompt graph \mathcal{G}_p is inserted into the original graph \mathcal{G} , such that $\mathcal{G}_m = \Psi(\mathcal{G}, \mathcal{G}_p)$. An example demonstrates the construction and insertion of a query-prompt graph.

Example 4.1: Given an original graph \mathcal{G} and a query $q = (\mathcal{V}_q, \mathcal{A}_q)$, we construct a query-prompt graph as illustrated in Fig. 3. Suppose the prompt tokens τ contains c attribute tokens and 2 virtual node tokens in total. The query $(\mathcal{V}_q = \{v_q\}, \mathcal{A}_q = \{a_1, a_3, a_4\})$ identifies its prompt tokens as: $\tau_q = \{\tau(a_1), \tau(a_3), \tau(a_4), \tau(p_1), \tau(p_2)\}$. Suppose the embeddings of these tokens are $[1, 0, 0]$, $[0.5, 0, 0.5]$, $[0, 0, 1]$, $[0, 0.9, 0.1]$, $[0, 1, 0]$, respectively, and the similarity threshold δ is 0.6. We compute the pairwise similarities between the

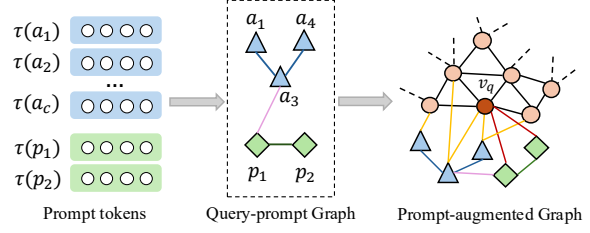


Figure 3: Construction query-prompt graph given a query
 $q = (\mathcal{V}_q = \{v_q\}, \mathcal{A}_q = \{a_1, a_3, a_4\})$

tokens using the similarity function, i.e., the inner product followed by a sigmoid function. For example:

$$\begin{aligned} \text{sim}(\tau(a_1), \tau(a_3)) &= \sigma(\langle \tau(a_1), \tau(a_3) \rangle) = \sigma(0.5) \approx 0.62 > \delta, \\ \text{sim}(\tau(a_1), \tau(p_1)) &= \sigma(\langle \tau(a_1), \tau(p_1) \rangle) = \sigma(0) = 0.5 < \delta. \end{aligned}$$

By comparing these similarity scores with the threshold δ , we derive the edge set $\mathcal{E}_p = \{(\tau(a_1), \tau(a_3)), (\tau(a_3), \tau(a_4)), (\tau(p_1), \tau(p_2))\}$. Thus, the query-prompt graph for q is constructed as $\mathcal{G}_p = (\mathcal{V}_p, \mathcal{E}_p)$, where $\mathcal{V}_p = \tau_q$. To integrate the query-prompt graph into the original graph \mathcal{G} , we connect the prompt tokens to their corresponding nodes in \mathcal{G} . Specifically, token $\tau(a_3)$ is connected to node v_q , since v_q possesses the attribute a_3 . Similarly, remaining attribute tokens in τ_q are connected to their corresponding nodes, and the virtual nodes tokens $\tau(p_1), \tau(p_2)$ are connected to the query node v_q . This process yields the prompt-augmented graph, which combines the structural and attribute information as query context.

4.2 GNN-based Model

After constructing the prompt-augmented graph \mathcal{G}_m for a query q , we feed \mathcal{G}_m into a GNN-based model for predicting the community membership of q . As illustrated in Fig 2, PLACE adopts an encoder-decoder neural network model to process \mathcal{G}_m , which is formulated as Eq. (8)

$$p(y_q \mid \mathcal{G}_m) = \rho(q, \phi_\theta(\mathcal{G}_m)), \quad (8)$$

where ϕ_θ is a GNN-based encoder that generates a node embedding of \mathcal{G}_m , and ρ is a parameter-free inner product decoder. Recall that in \mathcal{G}_m , the information of query q is enriched by the insertion of the query-prompt graph. The initial node embedding of \mathcal{G}_m contains the initial node embeddings in the original graph, denoted as $H^{(0)} = \{h^{(0)}(v) \mid v \in \mathcal{V}\} \in \mathbb{R}^{n \times d}$, and the query-related node tokens $\tau_q \in \mathbb{R}^{|\mathcal{V}_p| \times d}$. We use the original node features as the initial node embeddings of $H^{(0)}$, and all the attribute tokens $\tau(a)$ and virtual node tokens $\tau(p)$ are d -dim learnable vectors. A K -layer GNN, serving as the encoder ϕ_θ , fuses the embeddings of nodes and prompt tokens by message propagation as Eq. (1)-(2). The transformation is similar to the prompt-tuning process [29] in foundation models, whose building blocks, the self-attention module [46], are a special type of GNN. We extract the transformed embedding of the nodes in the original graph, denoted as $H^{(K)} \in \mathbb{R}^{n \times d}$, as the output of the encoder.

The decoder is an inner product operation that computes the probabilistic community membership of each node regarding query q , based on the similarity of the node embeddings $H^{(K)}$ and the embedding of query node h_q . The computation is formally represented

as Eq. (9)

$$p(y_q | \mathcal{G}_m) = \sigma \left(\langle h_q, H^{(K)} \rangle \right) \quad (9)$$

Here, we compute the query node embedding h_q by the average of all the individual query node embeddings, i.e., $\frac{1}{|\mathcal{V}_q|} \sum_{v \in \mathcal{V}_q} h^{(K)}(v)$. $\langle \cdot \rangle$ and σ are the inner product operation and sigmoid function, respectively. The inner product operation indicates that the smaller the angle of h_q and $h^{(K)}(v)$, the more likely v and \mathcal{V}_q belong to the same community. Finally, a threshold of 0.5 is applied on $p(y_q | \mathcal{G}_m) \in [0, 1]^n$ to extract the nodes in \mathcal{C}_q .

5 TRAINING AND INFERENCE OF PLACE

In this section, we delve into the training algorithm of *PLACE* (§5.1), and propose a strategy to scale up *PLACE* to large graphs (§5.2).

5.1 Training of GNN and Prompt

The training of *PLACE* aims to optimize the parameters of both the GNN-based model θ and the prompt tokens τ . Specifically, the model should be trained to perform the ACS tasks precisely, and the prompt should be tuned to navigate and supply relevant information for ACS queries. Thereby, given a set of training queries $Q = \{q_1, \dots\}$ with corresponding ground-truth $L = \{l_1, \dots\}$, the learning objective of *PLACE* is formulated as Eq. (10), where the loss of a query is the negative log-likelihood of the predicted community membership as Eq. (11), equivalent to the BCE loss of Eq. (4).

$$\theta, \tau = \arg \min_{\theta, \tau} \sum_{q \in Q} \mathcal{L}(q, \tau_q; \theta) \quad (10)$$

$$\mathcal{L}(q, \tau_q; \theta) = -\log p(y_q | \mathcal{G}_m) \quad (11)$$

To achieve this optimization objective, we use stochastic gradient descent to optimize τ and θ alternatively, whose details are shown in Algorithm 2. First, the parameters of the GNN and prompt tokens are initialized in line 1. In line 2-11, the algorithm iterates on each query to update the parameters of prompt tokens (line 4-7) or GNN model (line 8-11) alternatively. When training prompt tokens, we freeze the parameters of the GNN model, θ , in line 4, and conduct a forward pass of the model by Algorithm 1. With the returning predictive probability p , we compute the loss in line 6, and the parameters of prompt tokens w.r.t. query q are updated by one step using the gradient of τ_q in line 7. Afterwards, to train the parameters of the model, the parameters of the prompt tokens are frozen while those of the model are unfrozen in line 8. Then, a similar forward propagation and loss computation are performed (line 9-10), but the difference is that the parameters of the model are updated using the gradient of θ (line 11). It is worth noting that the structure of a query-prompt graph w.r.t. a query may change across different epochs during training, as the parameters of τ change. The structure tends to converge at the end of the training.

5.2 Scalable to Large Graph

Considering existing learning-based ACS approaches struggle to scale up to large graphs in limited GPU memory, we further equip *PLACE* with scalable training and inference strategies. The training strategy is inspired by the mini-batch training of GNNs [45, 55, 57], which uses a small shard of the original graph as a batch. In addition,

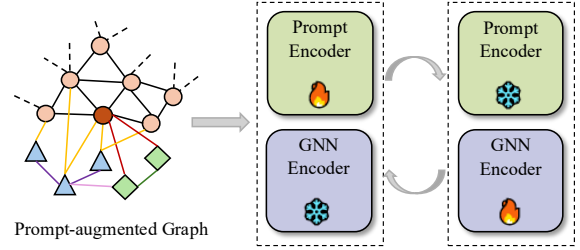


Figure 4: Alternative Training of Prompt Encoder and GNN

Algorithm 1: PLACEForwardPass (\mathcal{G}, τ, q^*)

Input : input graph \mathcal{G} , token embedding τ , query q^*
Output : the likelihood of community membership p
1 Construct the prompt graph \mathcal{G}_p by extracting and connecting query-prompt tokens τ_q of q ;
2 $\mathcal{G}_m \leftarrow \Psi(\mathcal{G}, \mathcal{G}_p)$; \triangleright construct prompt-augmented graph
3 $p \leftarrow \rho(q, \phi_\theta(\mathcal{G}_m))$; \triangleright model forward pass
4 **return** p

Algorithm 2: PLACETrain ($\mathcal{G}, Q, T, \alpha, \beta$)

Input : input graph \mathcal{G} , training queries $Q = \{q_1, \dots\}$, number of epochs T , learning rates α, β
Output : parameters of ACS model θ and prompt tokens τ
1 Initialize parameters θ and τ
2 **for** $epoch \leftarrow 1$ to T **do**
3 **for** $q \in Q$ **do**
4 Unfreeze τ and freeze θ
5 $p \leftarrow \text{PLACEForwardPass}(\mathcal{G}, \tau, q)$
6 Compute the loss $\mathcal{L}(q, \tau_q; \theta)$ by Eq. (11)
7 $\tau_q \leftarrow \tau_q - \beta \nabla_{\tau_q} \mathcal{L}(q, \tau_q; \theta)$
8 Freeze τ and unfreeze θ
9 $p \leftarrow \text{PLACEForwardPass}(\mathcal{G}, \tau, q)$
10 Compute the loss $\mathcal{L}(q, \tau_q; \theta)$ by Eq. (11)
11 $\theta \leftarrow \theta - \alpha \nabla_{\theta} \mathcal{L}(q, \tau_q; \theta)$
12 **return** θ, τ

the inference adopts a divide-&-conquer strategy that processes multiple shards respectively and then merges the corresponding predictions, where the inference of shards can be sequential or parallel. Specifically, we partition an input large graph \mathcal{G} into s subgraphs (shards) $\mathcal{S} = \{\mathcal{S}_1, \dots, \mathcal{S}_s\}$ by METIS [22] offline. As METIS itself minimizes the edge cut of the graph, the partition relieves the loss of the community structures in each shard to the largest extent. However, for a query q , its community structure, i.e., one large community or overlapping communities may also spread in multiple shards. Therefore, we define the query-route graph \mathcal{S}_q that incorporates query node and involving edges to infer the community of q in a shard \mathcal{S}_i .

Definition 5.1:(Query-Route Subgraph) Given a query $q = (\mathcal{V}_q, \mathcal{A}_q)$, a shard $\mathcal{S}_i = (\mathcal{V}_i, \mathcal{E}_i, \mathcal{A})$ of graph $\mathcal{G} = (\mathcal{V}, \mathcal{E}, \mathcal{A})$, the query-route subgraph of \mathcal{S}_i by q is a graph \mathcal{S}_q with node set $\mathcal{V}_i \cup \mathcal{V}_q$ and edge set $\mathcal{E}_i \cup \{(v, u) \mid v \in \mathcal{V}_i, u \in \mathcal{V}_q, (v, u) \in \mathcal{E}\}$.

The fusion of only one-order connections of \mathcal{V}_q into \mathcal{S}_i enhances the query-centric proximity of the shard, while avoiding the shard

Algorithm 3: PLACETrainScaleUp ($\mathcal{G}, Q, T, \alpha, \beta$)

Input : input graph \mathcal{G} , training queries $Q = \{q_1, \dots\}$, number of epochs T , learning rates α, β
Output : parameters of ACS model θ and prompt tokens τ

```
1 Initialize parameters  $\theta$  and  $\tau$ 
2 Partition  $\mathcal{G}$  into  $s$  shards  $\mathcal{S} = \{S_1, \dots, S_s\}$  using METIS
3 for epoch  $\leftarrow 1$  to  $T$  do
4   for  $q \in Q$  do
5     Sample a shard  $S_i$  from  $\mathcal{S}$ 
6     Construct  $S_q$  by  $S_i$  and  $q$ 
7     Unfreeze  $\tau$  and freeze  $\theta$ 
8      $p \leftarrow \text{PLACEForwardPass}(S_q, \tau, q)$ 
9     Compute the loss  $\mathcal{L}(q, \tau_q; \theta)$  by Eq. (11)
10     $\tau_q \leftarrow \tau_q - \beta \nabla_{\tau_q} \mathcal{L}(q, \tau_q; \theta)$ 
11    Freeze  $\tau$  and unfreeze  $\theta$ 
12     $p \leftarrow \text{PLACEForwardPass}(S_q, \tau, q)$ 
13    Compute the loss  $\mathcal{L}(q, \tau_q; \theta)$  by Eq. (11)
14     $\theta \leftarrow \theta - \alpha \nabla_{\theta} \mathcal{L}(q, \tau_q; \theta)$ 
15 return  $\theta, \tau$ 
```

Algorithm 4: PLACEInferenceScaleUp (\mathcal{S}, τ, q)

Input : input shards $\mathcal{S} = \{S_1, \dots, S_s\}$, token embedding τ , query q
Output : the likelihood of community membership p

```
1 Initialize  $p \leftarrow []$ 
2 for  $S_i \in \mathcal{S}$  do
3   Construct  $S_q$  by  $S_i$  and  $q$ 
4    $p_i \leftarrow \text{PLACEForwardPass}(S_q, \tau, q)$ 
5   merge  $p_i$  into  $p$ 
6 return  $p$ 
```

expansion. And the insertion of the query prompt graph into S_q will further enrich the query node and attribute information. It is worth mentioning that the METIS partitioning is a one-off step, where the resulting shards \mathcal{S} are shared by all the training and test queries.

Scalable training. Training on a large graph \mathcal{G} has three differences from the original alternative training algorithm, which are highlighted in Algorithm 3. First, as a preprocessing step, the graph is partitioned by METIS in line 2. Second, a shard S_i is sampled from \mathcal{S} for training (line 5). Third, we construct the query-route graph S_q (line 6) and use S_q instead of the complete graph \mathcal{G} for model inference (line 8 and line 12). The sampling on shards helps to improve the generalization of the model, while the offline graph partition reduces the online graph sampling in typical mini-batch training of GNNs.

Divide-&-Conquer Inference. In the inference stage, the inference is performed on the query-route graph of each shard individually, and finally merges the prediction of each shard S_i , denoted as p_i , into the complete prediction of the original graph \mathcal{G} . Algorithm 4 outlines the scalable inference algorithm, where the conquered inference process in line 2-5 can be executed sequentially and in parallel, depending on the hardware resources.

6 ANALYSIS OF PLACE

Complexity Analysis. We analyze the computational complexity of *PLACE*. The K layer GNN encoder has a complexity of $O(K(|\mathcal{V}|^2d))$ in a dense graph and $O(K(|\mathcal{E}| + |\mathcal{V}|)d)$ in a sparse graph, where d is the number of hidden units of GNN. Given that the input graph is the prompt-augmented graph $\mathcal{G}_m = (\mathcal{V}_m, \mathcal{E}_m)$. We have $|\mathcal{V}_m| = |\mathcal{V}| + |\tau_q|$, and $|\mathcal{E}_m|$ is bounded by $(|\tau_q||\mathcal{V}| + |\tau_q|^2 + |\mathcal{E}|)$ in the worst case where each node in the original graph possesses all query attributes and all the prompt tokens are fully connected. Since any query nodes and query attributes are of constant size, $O(|\mathcal{V}_m|) = |\mathcal{V}|$ and $O(|\mathcal{E}_m|) = |\mathcal{V}| + |\mathcal{E}|$. This indicates that taking \mathcal{G}_m as the model input will not increase the complexity. In addition to the complexity of the inner-product decoder, $O(|\mathcal{V}|d)$, the overall complexity of *PLACE* remains $O(K|\mathcal{V}|^2d)$ and $O(K(|\mathcal{E}| + |\mathcal{V}|)d)$ for dense graphs and sparse graphs, respectively.

Flexibility Analysis. The essence of tuning the prompt is to enrich the contextualized input. For classical graph learning tasks, existing literature, All-in-One [40], analyzes that we can learn an optimal prompt graph \mathcal{G}_p^* for a graph \mathcal{G} . The insertion of the prompt graph imitates any graph-level transformation g , such as modifying node features, adding or removing nodes and edges. This flexible, learnable transformation enables GNN models to achieve superior accuracy in graph learning tasks.

When extending to ACS tasks, given a graph \mathcal{G} with adjacency matrix A and node feature matrix X , *PLACE* inserts a query-prompt graph \mathcal{G}_p for a query q , which is approximately equivalent to applying a query-specific graph transformation g as follows:

$$\phi(\Psi(\mathcal{G}, \mathcal{G}_p)) = \phi(g(A, X, q)) + O_{\phi q}^*, \quad (12)$$

where ϕ is the GNN encoder of *PLACE*, and $O_{\phi q}^*$ denotes the error bound between the transformed graph and the prompt-augmented graph w.r.t. their representations from the GNN encoder. In the rest of this section, we discuss how existing ACS approaches manipulate the original graph, which can be regarded as ‘fixed’ prompting strategies.

Connection to Existing Approaches. Existing learning-based ACS approaches have intrinsic connections to graph prompting, which manipulates original graphs before or during the GNN processing. Here, we discuss four representative approaches with GNN as their model backbone. Specifically, *ICS-GNN* and *ALICE* extract candidate subgraphs using heuristic strategies, while *IACS* and *AQD-GNN* enhance node embeddings and query embeddings through specialized modules: ❶ For a query node, *ICS-GNN* [4, 13] iteratively extracts a candidate subgraph by BFS as an initial coarse community and then trains a GNN model on the subgraph. ❷ *ALICE* [49] also extracts a candidate subgraph near query nodes by maximizing modularity from a node-attribute bipartite graph. Subsequently, a *GIN* [51] model generates node embeddings for the candidate subgraph. ❸ *IACS* [10] introduces a pre-trained attributed embedding that aligns heterogeneous attribute sets across different graphs. In addition, the embedding of query q , formulated by the fusion of query node embedding and query attribute embedding, serves as a special prompt. ❹ Beyond a GNN Graph Encoder, *AQD-GNN* [21] employs two additional GNN encoders, a Query Encoder and an Attribute Encoder, to encode the structural information from

Table 1: The Profiles of Dataset

Dataset	$ \mathcal{V} $	$ \mathcal{E} $	$ \mathcal{A} $	$ \mathcal{C} $
Cornell [33]	183	280	1,703	5
Texas [33]	183	295	1,703	5
Washington [33]	215	402	1,703	5
Wisconsin [33]	251	466	1,703	5
Cora [52]	2,708	5,429	1,433	7
Citeseer [52]	3,327	4,732	3,703	6
Reddit [16]	232,965	114,615,892	1,164	50
Amazon2M [6]	2,449,029	61,859,140	12,245	47
Orkut [24]	3,072,441	117,186,083	15,362	5,000

query nodes and the attribute information from query attributes respectively. The embeddings of the two encoders are fused into the node embedding from the Graph Encoder to predict the final result. Through this enhancement of node embeddings, these two encoders play a similar role as our virtual node tokens and attribute tokens.

Compared with these GNN-based ACS approaches, *PLACE* provides a more flexible strategy for manipulating the nodes, edges, and features in the input graph by inserting a learnable, query-specific query-prompt graph. The prompt influences node embeddings, containing the query embedding, via the message propagation of GNN, and is jointly optimized together with the GNN model.

7 EXPERIMENTAL STUDIES

We introduce the experimental setup in §7.1 and test our *PLACE* in the following facets: ① Compare the effectiveness of *PLACE* on three types of ACS queries with baselines (§7.2). ② Analyze the efficiency of *PLACE* (§7.3). ③ Conduct an ablation study to investigate the impact of prompts (§7.4). ④ Investigate the sensitivity of *PLACE* regarding different configurations (§7.5). ⑤ Study the transferability of *PLACE* (§7.6). ⑥ Conduct a visualized case study of prompt-augmented graphs (§7.7).

7.1 Experimental Setup

7.1.1 Datasets. We conduct experiments using nine real-world graph datasets, summarized in Table 1. The notations $|\mathcal{A}|$ and $|\mathcal{C}|$ represent the number of distinct attributes and communities, respectively. The first four datasets are from WebKB [33], consisting of web pages where nodes are the pages and edges are hyperlinks. These datasets contain 1,703 unique words as attributes. Cora and Citeseer are both citation networks [52] where nodes represent papers and edges represent citation links. Attributes are words from a predefined dictionary. Ground-truth communities are formed by connected nodes sharing the same research topic. To evaluate the scalability of *PLACE*, we use three large graphs Reddit, Amazon2M and Orkut. Since these datasets lack discrete attributes, we generate synthetic attributes following the protocol of [19]. Reddit [16] contains Reddit posts as nodes, with edges between nodes representing post co-comments. The communities correspond to various post categories. Amazon2M [6] is an Amazon co-purchasing network, where nodes represent products, and edges indicate co-purchases. The communities represent product categories. Orkut [24] is a social network based on user friendships, where user-defined groups

serve as the ground-truth communities. We use binary vector representations of the attributes as the node features. The METIS algorithm partitions the three large graphs into shards, each containing approximately 1,000 nodes. In one training epoch, we randomly sample 3 shards to train *PLACE* for each query.

7.1.2 Queries. Regarding query composition, the number of query nodes, $|\mathcal{V}_q|$, ranges from 1 to 3, allowing us to evaluate the cases of both single and multiple query nodes. For query attributes \mathcal{A}_q , we explore three distinct cases of \mathcal{A}_q following the literature [21, 49]: ① *Attribute from community* (AFC) aims at searching a community based on attributes and nodes of interest. We identify the top 3 frequently occurring attributes among all nodes within a community and use them as query attributes of the community. ② *Attribute from the query node* (AFN) is designed for node-oriented queries, where the searched community should not only include the query nodes but also possess attributes related to those query nodes. Query attributes are derived directly from the query nodes, i.e., $\mathcal{A}_q = \bigcup_{v \in \mathcal{V}_q} \mathcal{A}(v)$. ③ *Empty query attribute* (EQA) is for non-attributed community search, which emphasizes structural cohesiveness. Queries are free of query attributes, resulting in $\mathcal{A}_q = \emptyset$.

For the four WebKB datasets, we generate a total of $|\mathcal{Q}| = 150$ queries and split the queries into training, validation and test sets, each containing 50 queries. For the two citation networks, we generate a total of $|\mathcal{Q}| = 350$ queries, following the setup of [21, 49], with 150 queries for training, 100 queries for validation and 100 queries for test. For the three large graphs, we generate 50 queries for training, 50 queries for validation and 50 for test.

7.1.3 Baselines. To comprehensively assess the performance of *PLACE*, we compare it against seven baseline approaches, including three algorithmic approaches: *CTC* [18], *ATC* [19], *ACQ* [11], and four learning-based approaches: *ICS-GNN* [4, 13], *TransZero* [48], *QD/AQD-GNN* [21], and *IACS* [10].

7.1.4 Implementation details. For the GNN encoder of *PLACE*, we try *GAT* [47], *GIN* [51] and *RGCN* [35], and use *RGCN* as the default GNN model. The encoder is composed of 3 *RGCN* layers, each containing 128 hidden units. The learning framework of *PLACE* is built on PyTorch [1] and PyTorch Geometric [2]. By default, we set the number of virtual node tokens as 1, which is insensitive to the performance in our testing. We train both the GNN and prompt using the Adam optimizer for 200 epochs, with a learning rate of $1e-4$. Other learning-based baselines maintain their default configurations during training. All learning-based approaches are tested on a Tesla A100 with 80GB memory. Algorithmic approaches (*CTC*, *ATC* and *ACQ*) are evaluated on the same Linux server with 96 AMD EPYC 7413 CPUs and 512GB RAM.

7.1.5 Evaluation Metrics. To evaluate the quality of the searched communities, we use Precision, Recall, and F1 score between the prediction and the ground-truth as quantitative metrics. F1 is the harmonic average of precision and recall, which better reflects the overall performance.

7.2 Overall Effectiveness

We evaluate the overall effectiveness of *PLACE*, comparing against seven baselines. To ensure statistical significance, each experiment

Table 2: Overall Performance on AFC (%)

	Pre	Rec	F1	Pre	Rec	F1	Pre	Rec	F1
Method	Cora			Citeseer			Cornell		
ATC	23.86 \pm 2.64	1.99 \pm 0.01	3.86 \pm 1.38	21.47 \pm 3.71	0.68 \pm 0.25	1.32 \pm 0.47	19.13 \pm 3.72	2.13 \pm 0.94	3.79 \pm 1.59
ACQ	69.79 \pm 0.30	5.92 \pm 0.11	11.39 \pm 0.87	44.91 \pm 0.13	3.19 \pm 0.01	5.97 \pm 0.05	20.84 \pm 5.89	1.28 \pm 0.57	2.40 \pm 1.06
AQD-GNN	16.78 \pm 0.17	78.77 \pm 2.68	27.67 \pm 0.38	18.05 \pm 0	99.98 \pm 0.03	30.58 \pm 0.01	31.08 \pm 0.49	94.33 \pm 7.01	46.70 \pm 0.91
IACS	48.61 \pm 6.04	34.84 \pm 2.80	40.38 \pm 2.59	34.16 \pm 1.47	36.27 \pm 1.13	35.17 \pm 1.16	87.81 \pm 1.36	84.23 \pm 1.87	85.98 \pm 1.49
PLACE	98.82 \pm 0.61	97.82 \pm 0.46	98.32 \pm 0.51	99.62 \pm 0.06	99.14 \pm 0.61	99.37 \pm 0.30	96.33 \pm 4.60	99.50 \pm 0.27	97.85 \pm 2.49
Method	Texas			Washington			Wisconsin		
ATC	27.53 \pm 2.88	1.46 \pm 0.52	2.76 \pm 0.91	28.27 \pm 1.99	2.01 \pm 0.69	3.73 \pm 1.19	27.88 \pm 3.03	1.50 \pm 0.42	2.84 \pm 0.76
ACQ	16.92 \pm 19.83	1.28 \pm 0.04	2.70 \pm 0.42	29.57 \pm 3.06	1.73 \pm 0.14	3.27 \pm 0.27	31.18 \pm 2.50	1.19 \pm 0.11	2.29 \pm 0.21
AQD-GNN	34.52 \pm 7.27	18.52 \pm 3.90	23.61 \pm 3.00	28.94 \pm 0.36	91.11 \pm 5.93	43.89 \pm 0.82	32.48 \pm 5.56	14.29 \pm 3.32	19.74 \pm 3.96
IACS	93.05 \pm 0.85	92.35 \pm 0.27	92.70 \pm 0.44	91.12 \pm 0.61	86.29 \pm 1.04	88.64 \pm 0.78	91.57 \pm 1.69	90.13 \pm 1.73	90.84 \pm 1.67
PLACE	99.45 \pm 0.83	99.97 \pm 0.05	99.71 \pm 0.41	92.84 \pm 5.80	99.97 \pm 0.03	96.21 \pm 3.06	99.24 \pm 1.16	99.98 \pm 0.02	99.60 \pm 0.59
Method	Reddit			Amazon2M			Orkut		
ATC	83.29 \pm 0.63	39.08 \pm 0.11	53.19 \pm 0.04	36.91 \pm 4.37	1.75 \pm 0.35	2.94 \pm 0.09	67.77 \pm 1.32	23.42 \pm 0.07	34.81 \pm 0.02
ACQ	99.49 \pm 0.69	22.17 \pm 0.24	38.26 \pm 2.46	40.91 \pm 0.13	2.81 \pm 0.26	3.44 \pm 0.62	75.00 \pm 0.09	3.44 \pm 0.69	6.59 \pm 0.15
AQD-GNN	OOM	OOM	OOM	OOM	OOM	OOM	OOM	OOM	OOM
IACS	92.94 \pm 1.24	95.33 \pm 0.75	94.12 \pm 0.89	80.07 \pm 0.10	90.86 \pm 3.36	85.11 \pm 1.42	OOM	OOM	OOM
PLACE	89.87 \pm 0.68	92.52 \pm 0.69	91.17 \pm 0.02	91.64 \pm 7.29	84.89 \pm 4.72	87.87 \pm 1.11	98.39 \pm 0.28	84.48 \pm 1.30	92.05 \pm 0.52

Table 3: Overall Performance on AFN (%)

	Pre	Rec	F1	Pre	Rec	F1	Pre	Rec	F1
Method	Cora			Citeseer			Cornell		
ATC	18.11 \pm 4.62	0.61 \pm 0.19	1.15 \pm 0.37	23.17 \pm 18.80	0.72 \pm 0.68	1.39 \pm 1.31	22.56 \pm 7.31	2.61 \pm 0.84	4.66 \pm 1.47
ACQ	16.82 \pm 0.25	1.57 \pm 0.61	2.17 \pm 0.04	20.10 \pm 3.45	0.21 \pm 0.04	0.41 \pm 0.08	31.25 \pm 14.74	1.44 \pm 0.30	2.74 \pm 0.61
AQD-GNN	16.83 \pm 0.01	99.95 \pm 0.04	28.80 \pm 0.01	18.05 \pm 0	99.97 \pm 0.03	30.57 \pm 0.01	30.92 \pm 0.09	99.72 \pm 0.50	47.20 \pm 0.07
IACS	42.05 \pm 4.31	32.36 \pm 2.31	36.48 \pm 2.35	31.35 \pm 1.02	35.53 \pm 1.50	33.29 \pm 0.91	87.03 \pm 1.58	78.53 \pm 2.81	82.56 \pm 2.14
PLACE	90.93 \pm 1.05	96.99 \pm 0.70	93.86 \pm 0.72	93.58 \pm 1.63	99.35 \pm 0.55	96.37 \pm 1.03	92.29 \pm 5.14	98.94 \pm 1.08	95.43 \pm 2.37
Method	Texas			Washington			Wisconsin		
ATC	28.35 \pm 2.49	1.78 \pm 0.72	3.32 \pm 1.27	25.39 \pm 4.96	1.71 \pm 0.39	3.19 \pm 0.67	27.34 \pm 3.59	1.57 \pm 0.59	2.95 \pm 1.06
ACQ	28.78 \pm 5.08	1.17 \pm 0.18	2.25 \pm 0.36	29.33 \pm 1.36	1.80 \pm 0.01	3.39 \pm 0.01	34.41 \pm 2.91	1.29 \pm 0.12	2.48 \pm 0.23
AQD-GNN	36.17 \pm 0.51	97.71 \pm 1.24	52.80 \pm 0.62	28.64 \pm 0.17	93.23 \pm 1.85	43.82 \pm 0.25	27.79 \pm 0.98	82.89 \pm 3.43	41.62 \pm 1.42
IACS	89.69 \pm 0.35	91.62 \pm 0.31	90.64 \pm 0.15	89.33 \pm 0.31	86.88 \pm 0.59	88.09 \pm 0.14	87.47 \pm 1.69	86.39 \pm 1.73	86.92 \pm 1.67
PLACE	93.28 \pm 2.82	99.87 \pm 0.04	96.44 \pm 1.50	94.68 \pm 4.59	99.94 \pm 0.03	97.20 \pm 2.45	97.65 \pm 2.75	99.82 \pm 0.29	98.71 \pm 1.56
Method	Reddit			Amazon2M			Orkut		
ATC	91.38 \pm 12.07	32.68 \pm 9.15	47.35 \pm 8.22	33.63 \pm 0.53	1.78 \pm 0.31	3.05 \pm 0.08	30.89 \pm 0.18	18.94 \pm 0.50	23.48 \pm 0.98
ACQ	99.46 \pm 0.64	26.61 \pm 0.56	41.77 \pm 0.33	40.05 \pm 0.07	1.07 \pm 0.04	2.32 \pm 0.02	90.00 \pm 0.18	1.44 \pm 0.47	2.84 \pm 1.00
AQD-GNN	OOM	OOM	OOM	OOM	OOM	OOM	OOM	OOM	OOM
IACS	83.59 \pm 2.40	92.76 \pm 0.61	87.94 \pm 1.25	84.24 \pm 3.44	91.56 \pm 1.02	87.72 \pm 1.40	OOM	OOM	OOM
PLACE	96.27 \pm 0.10	71.70 \pm 3.61	82.16 \pm 2.34	85.08 \pm 3.82	84.15 \pm 5.46	84.45 \pm 1.19	99.91 \pm 3.84	86.41 \pm 2.64	91.41 \pm 1.11

runs three times with different random seeds. We report the mean and the standard deviation in Table 2-4, where the best F1 is in bold. Here, ‘OOM’ indicates the GPU runs out-of-memory.

7.2.1 Attributed Community Search. Table 2 and Table 3 present the overall performance on AFC and AFN, respectively, which demonstrate that *PLACE* surpasses all baselines in 15 out of 18 cases. The superiority of *PLACE* lies in its significant improvement in Precision, while maintaining a high Recall up to 85% in most cases. Notably, *PLACE* is the only learning-based method scalable to million-scale graphs, i.e., Orkut, highlighting its scalability. The algorithmic approaches, *ATC* and *ACQ* lead to low Recall, primarily due to their inflexible design of a two-stage search process, which restricts the discovery of promising nodes. *AQD-GNN* also underperforms with a high recall but low F1 since the model

tends to make a positive prediction. In contrast, *IACS* achieves competitive performance, particularly on Reddit and Amazon2M. As an inductive learning approach, *IACS* is deployed by a different ‘training-adaptation-inference’ workflow, which trains a model by a collection of ACS tasks and then fine-tunes the model on the test ACS task. In our experiments, for Reddit and Amazon2M, disjoint subgraphs extracted from the original graph are used as a task. For other datasets, original graphs with different queries are used as tasks. Under this different workflow and setting, *IACS* acquires powerful generalization capability by learning shared knowledge across tasks and fine-tuning on the test task, while the model faces the risk of overfitting on the test task.

7.2.2 Non-attributed Community Search. Table 4 summarizes the results on EQA. In general, *PLACE* achieves the highest F1 score in 7 out of 9 datasets, indicating its effectiveness in non-attributed

Table 4: Overall Performance on EQA (%)

	Pre	Rec	F1	Pre	Rec	F1	Pre	Rec	F1
Method	Cora			Citeseer			Cornell		
CTC	18.27 \pm 1.73	0.30 \pm 0.01	0.59 \pm 0.02	15.98 \pm 0.04	0.39 \pm 0.01	0.88 \pm 0.18	22.22 \pm 6.46	2.42 \pm 0.14	4.34 \pm 0.09
ICS-GNN	18.83 \pm 0.31	1.08 \pm 0.06	2.01 \pm 0.10	17.07 \pm 1.00	0.59 \pm 0.04	1.13 \pm 0.08	21.45 \pm 1.22	11.75 \pm 0.92	15.18 \pm 1.07
TransZero	48.08 \pm 1.34	68.11 \pm 1.85	56.36 \pm 1.51	44.34 \pm 0.16	45.19 \pm 0.62	44.76 \pm 0.34	29.26 \pm 0.21	44.71 \pm 0.56	35.37 \pm 0.19
QD-GNN	23.62 \pm 0.02	43.50 \pm 0.03	32.78 \pm 0.02	18.88 \pm 0.04	83.18 \pm 1.34	30.77 \pm 0.08	53.95 \pm 0.13	79.84 \pm 0.05	64.39 \pm 0.11
IACS	21.02 \pm 0.38	96.21 \pm 0.68	34.50 \pm 0.50	21.02 \pm 0.19	97.44 \pm 0.61	34.58 \pm 0.24	66.81 \pm 1.91	96.51 \pm 0.43	79.24 \pm 1.27
PLACE	99.98 \pm 0.01	96.85 \pm 0.28	98.39 \pm 0.14	99.95 \pm 0.01	99.94 \pm 0.03	99.94 \pm 0.02	99.90 \pm 0.17	98.60 \pm 1.04	99.24 \pm 0.57
Method	Texas			Washington			Wisconsin		
CTC	24.89 \pm 12.81	1.55 \pm 0.75	2.92 \pm 1.42	34.98 \pm 4.73	2.50 \pm 0.56	4.67 \pm 1.02	25.89 \pm 8.96	1.49 \pm 0.55	2.81 \pm 1.04
ICS-GNN	40.98 \pm 2.27	17.45 \pm 0.35	24.47 \pm 0.71	35.93 \pm 2.60	14.11 \pm 0.45	20.25 \pm 0.81	33.37 \pm 1.47	11.31 \pm 0.25	16.88 \pm 0.40
TransZero	30.77 \pm 1.64	44.21 \pm 1.04	36.24 \pm 0.77	26.87 \pm 0.29	44.83 \pm 1.76	33.55 \pm 0.53	34.02 \pm 0.35	48.60 \pm 1.35	40.02 \pm 0.46
QD-GNN	52.86 \pm 0.03	81.60 \pm 0.05	64.15 \pm 0.03	34.70 \pm 0.15	66.86 \pm 0.43	45.69 \pm 0.16	30.29 \pm 0.61	74.38 \pm 1.31	43.04 \pm 0.42
IACS	82.43 \pm 1.80	98.01 \pm 0.63	89.55 \pm 1.21	71.22 \pm 4.30	98.76 \pm 0.20	82.76 \pm 2.83	68.94 \pm 4.85	92.46 \pm 3.47	78.98 \pm 4.39
PLACE	99.99 \pm 0.02	99.92 \pm 0.07	99.96 \pm 0.04	99.80 \pm 0.29	99.85 \pm 0.25	99.83 \pm 0.13	99.98 \pm 0.02	99.70 \pm 0.52	99.84 \pm 0.26
Method	Reddit			Amazon2M			Orkut		
CTC	90.46 \pm 0.64	4.99 \pm 0.02	9.72 \pm 0.40	26.88 \pm 0.17	0.28 \pm 0.04	7.50 \pm 3.54	99.50 \pm 0.70	0.78 \pm 0.04	1.49 \pm 0.01
ICS-GNN	73.78 \pm 0.82	0.23 \pm 0.01	0.46 \pm 0.01	OOM	OOM	OOM	OOM	OOM	OOM
TransZero	41.46 \pm 0.45	74.32 \pm 0.77	53.23 \pm 0.56	28.24 \pm 0.39	7.07 \pm 0.10	11.30 \pm 0.16	0.06 \pm 0.03	3.03 \pm 1.75	0.12 \pm 0.07
QD-GNN	OOM	OOM	OOM	OOM	OOM	OOM	OOM	OOM	OOM
IACS	91.47 \pm 2.41	95.29 \pm 0.77	93.34 \pm 1.38	81.80 \pm 3.44	88.40 \pm 1.02	84.44 \pm 1.40	OOM	OOM	OOM
PLACE	83.59 \pm 1.41	92.76 \pm 1.68	87.94 \pm 1.58	91.12 \pm 7.94	70.93 \pm 3.26	79.63 \pm 3.66	99.84 \pm 2.24	85.86 \pm 0.66	92.32 \pm 1.38

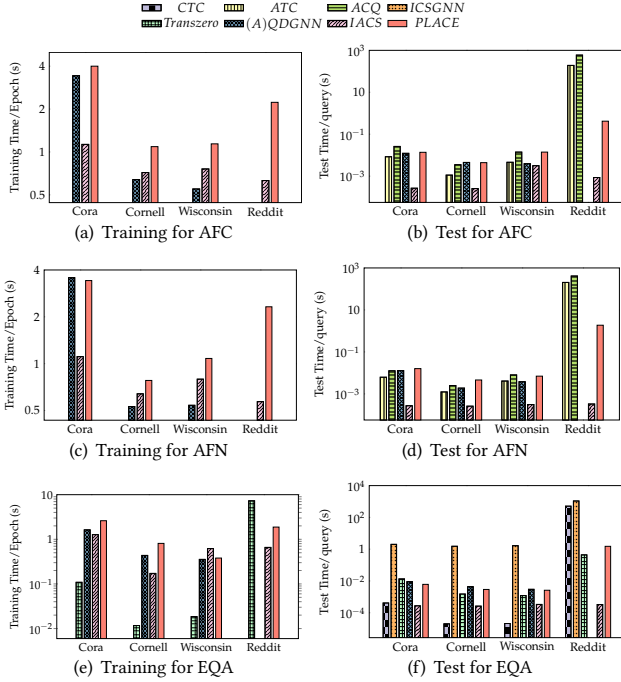


Figure 5: Comparison of Training and Test Time (s)

community search scenario. Notably, *CTC* exhibits low Recall due to its struggle to flexibly identify community structure, which is consistent with the results of algorithmic approaches *ATC* and *ACQ*. For a test query, *ICS-GNN* learns a distinct GNN model from a few positive and negative training samples incrementally, and then predicts for the remaining nodes. Therefore, a limited volume of training samples may restrict the generalization ability of *ICS-GNN*. *TransZero* can scale to large graphs on EQA, since it employs a Graph Transformer using subgraph-level tokenization, making it

memory-efficient to process large-scale graphs. However, as an unsupervised approach, *TransZero* learns from node proximity self-supervision, whose performance cannot catch up with supervised learning approaches. The findings for *QD-GNN* and *IACS* align similarly with those observed in the AFC and AFN setting.

Intuitively, AFN is more challenging than AFC since the query attributes of AFN are less relevant to the communities. In the experiments, we also observe that the results in AFC (Table 3) are generally worse than the results in AFN (Table 2). In EQA scenarios, the query focuses solely on structural cohesiveness without the constraints of attributes, which may simplify the task compared to ACS. Thereby, the results reported in Table 4 are better in general.

7.3 Efficiency

We compare the GPU training and test time of *PLACE* against all baselines for the three types of ACS queries. To facilitate comparison, the training time we report is the elapsed time of one epoch for all learning-based baselines. Since *ICS-GNN* trains and evaluates a model for a query by incremental learning, we only account for its test time. Due to space limitation, we report the results for four graphs in Fig. 5.

7.3.1 Training Time. Fig. 5(a), (c), and (e) show the training time of four learning-based approaches. *IACS* is the most efficient solution in most cases. *TransZero* spends relatively less time on small graphs in EQA scenarios; however, its training time increases significantly in Reddit, because its augmented subgraph sampler spends considerably more time to generate community-level subgraphs in large graphs. The training time for *AQD-GNN* is comparable to our *PLACE*, though slightly faster. Although the computational complexity of *PLACE* remains that of the GNN, in practice, *PLACE* still brings additional overhead from constructing query-prompt graphs, leading to a marginally long training time. Furthermore, *PLACE* can efficiently train large graphs, such as Reddit, since we

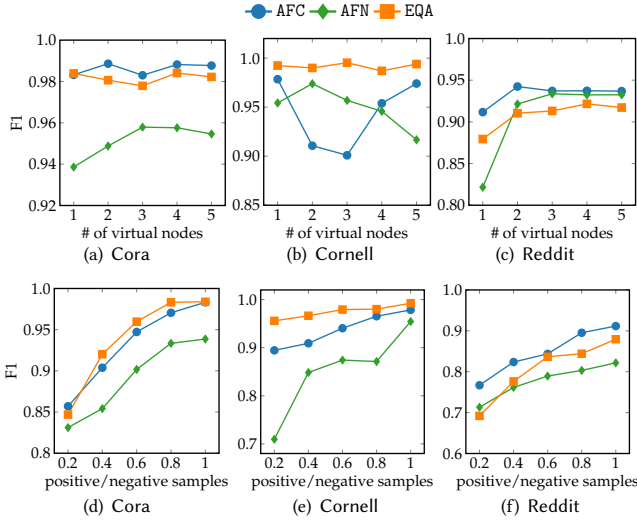


Figure 6: F1 Score of PLACE under Different Number of Virtual Node and Ratio of Positive/Negative Samples

sample shards in one epoch instead of training the entire graph, which reflects our scalability.

7.3.2 Test time. Fig. 5(b), (d), and (f) compare the average test time of *PLACE* with all the baselines. In small graphs, the test time of all the approaches is within 10 milliseconds except *ICS-GNN*. In Reddit, *PLACE* needs to make predictions on the entire graph, which results in higher test time. The time of *PLACE* for single query on Reddit remains under one second. *IACS* consistently demonstrates the best performance in terms of test time except in EQA scenario. In EQA scenario, the algorithmic approach, *CTC* requires the least test time in small graphs, as its k -truss identification incurs negligible computational cost.

In summary, despite incurring extra computational overhead in practice, *PLACE* outperforms the baselines in prediction accuracy, achieving a favorable balance between computational efficiency and predictive effectiveness.

7.4 Ablation Study

To verify the effectiveness of both types of prompt tokens, we study different variants of *PLACE* w/o prompt tokens. For AFC and AFN, we test three variants: w/o attribute prompt tokens, w/o virtual node prompt tokens, and w/o both types of prompt tokens, respectively. For EQA, since queries do not contain query attributes, we test *PLACE* w/o virtual node prompt tokens. Table 5 presents the performance of these variants.

In general, variants with full prompt tokens consistently achieve the highest F1, confirming the effectiveness of the two types of prompt tokens. We observe that removing virtual node prompt tokens leads to a more significant performance degradation compared to removing attribute prompt tokens, indicating that the virtual node prompt has a more substantial impact on the model performance. The reason would be that virtual node tokens directly link to query nodes, which promote information propagation near query nodes. The alternative training process, which tunes virtual node prompt tokens, also helps the query node update its embedding by

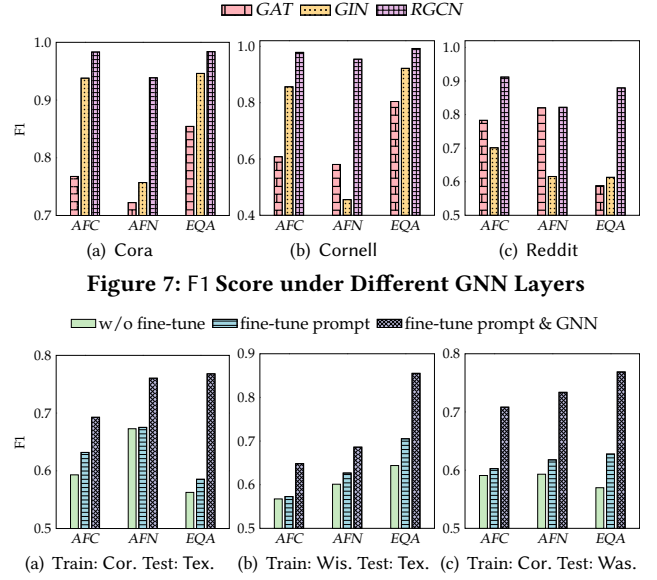


Figure 7: F1 Score under Different GNN Layers

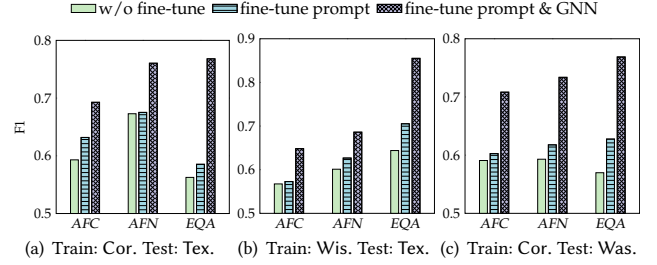


Figure 8: Transferability of PLACE

incorporating more information relevant to the target community. Conversely, if the prompt only contains attribute prompt tokens, the graph will lack information pertinent to the query node, preventing the model from identifying the community containing the query node. In EQA scenarios, removing virtual node prompt tokens leads to significant performance degradation. These tokens are essential to provide query context, and their absence leaves the model regression to a simple baseline of ACS.

7.5 Parameter Analysis

We analyze the parameter sensitivity of *PLACE* in three aspects: (1) the number of virtual node tokens, (2) the ratio of positive/negative samples per training query, and (3) different GNN layers.

7.5.1 Different numbers of virtual nodes. Fig. 6(a)-(c) presents the F1 scores with varying numbers of virtual node tokens, ranging from 1 to 5. In general, the results indicate that the optimal number of virtual nodes varies across different datasets. For Reddit dataset, increasing the number of virtual nodes leads to a non-monotonic improvement in F1 scores across all three scenarios. This improvement is likely because larger graphs need more virtual nodes to capture complex query information. However, small datasets often perform better with fewer virtual nodes, as more virtual nodes may lead to overfitting. Considering both efficiency and performance, we set the default number of virtual nodes to 1 in our experiments. This choice balances the need for query-specific information with the risk of overfitting.

7.5.2 Different ratios of positive/negative samples. We show the F1 scores with different ratios of positive/negative samples per training query in Fig. 6(d)-(f). The training labels vary in the range of 20% ~ 100% of the total number of positive/negative samples. The F1 scores show a steady increase as the ratio of positive/negative samples used for training increases. Remarkably, our method *PLACE* exhibits robust effectiveness, maintaining competitive F1 scores even with as few as 20% of the training samples. This indicates that

Table 5: Performance with Different Types of Prompt Tokens (%)

Setting	Prompt	Pre	Cora Rec	F1	Pre	Cornell Rec	F1	Pre	Wisconsin Rec	F1	Pre	Reddit Rec	F1
AFC	w/o attr token	99.99	95.55	97.72	93.53	99.95	96.63	97.76	99.98	98.86	98.64	39.92	56.84
	w/o virt token	42.98	94.74	59.13	91.81	99.99	95.73	86.76	99.99	92.91	72.34	88.38	79.56
	w/o both	41.61	96.69	58.18	83.37	99.99	90.93	83.10	99.99	90.77	30.89	84.02	45.17
	full	98.82	97.82	98.32	96.33	99.50	97.85	99.24	99.98	99.60	89.87	92.52	91.17
AFN	w/o attr token	99.88	82.53	90.38	91.23	96.68	93.87	84.88	96.74	90.42	96.05	51.99	67.46
	w/o virt token	39.27	96.09	55.76	55.23	99.72	71.09	81.29	99.91	89.65	66.08	94.11	77.64
	w/o both	37.32	96.83	53.87	52.10	97.85	68.00	79.78	99.98	88.75	31.70	84.46	46.10
	full	90.93	96.99	93.86	92.29	98.94	95.43	97.65	99.82	98.71	96.27	71.70	82.16
EQA	w/o virt token	39.15	96.06	55.63	29.21	74.72	42.00	64.29	78.50	62.04	28.90	88.34	43.55
	full	99.98	96.85	98.39	99.90	98.60	99.24	99.98	99.70	99.84	83.59	92.76	87.94

PLACE maintains effectiveness even under circumstances of limited supervision signals.

7.5.3 Different types of GNN. We evaluate different GNN layers, specifically *GAT*, *GIN*, and *RGCN*, across three scenarios, as shown in Fig 7. *RGCN* demonstrates the overall best performance across all graphs. We introduce edge type information into *RGCN* by distinguishing edges in three types: edges in the query-prompt graph, edges in the original graph, and edges across these two graphs. Edges in the query-prompt graph are established based on the pairwise similarity between tokens, which are dynamically changed during training. Edges in the original graph are fixed, reflecting its inherent structure, and edges bridging the two graphs determine how the prompt information influences the original graph. *RGCN* can better leverage the varying importance of these types of edges to enhance the model performance. *GAT* enhances node representation learning through attention mechanisms to weigh node importance. However, it fails to distinguish between prompt tokens and nodes in the original graph, leading to less effective performance compared to *RGCN*. The advantage of *GIN* lies in the expressivity is as powerful as WL-test, but it also cannot distinguish different types of nodes and edges, resulting in the worst performance in most cases.

7.6 Transferability of *PLACE*

The transferability of a GNN model for ACS enables it to generalize to new graphs which differ from the graph used during training. We investigate whether the graph prompt in *PLACE* contributes to the transferability. We train and test *PLACE* using different graphs from the WebKB collection, in which the four graphs share the same attribute set and node feature space. When evaluating test graphs Texas and Wisconsin, we report the F1 under three settings: direct inference (w/o fine-tune), fine-tune prompt only, and fine-tuning both prompt and GNN, as shown in Fig. 8. We set the number of fine-tuning epochs to 200 and randomly draw five queries for fine-tuning in the test datasets. The results in Fig. 8 suggest that without fine-tuning, *PLACE* still achieves a moderate F1 of 0.56 ~ 0.67. In contrast, fine-tuning both the prompt and the GNN exhibits the best F1 consistently. Only fine-tuning the prompt also improves the F1 to varying degrees, particularly in Texas. These findings demonstrate that the prompt mechanism in *PLACE* provides more opportunities for transferring knowledge to different graphs.

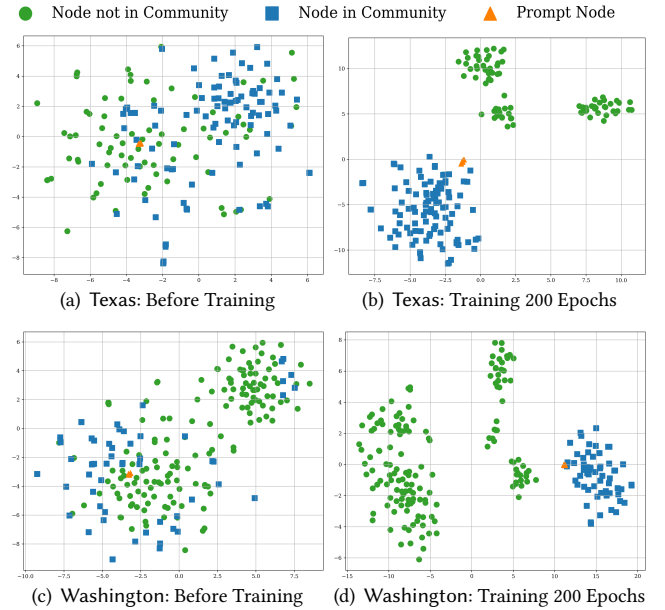


Figure 9: Visualization of embeddings for nodes in prompt-augmented graphs

7.7 Case Study

To explore the functionality of prompt tokens in the ACS task, we conduct a case study visualizing the node embeddings in prompt-augmented graphs. Fig. 9 presents these node embeddings visualized by t-SNE [44]. Specifically, we visualize node embeddings for the AFC query in the prompt-augmented graph before training and after training on Texas (Fig. 9(a)-(b)) and Washington (Fig. 9(c)-(d)). In each figure, green nodes represent those not belonging to the queried community, blue nodes denote those within the queried community, and orange nodes denote prompt tokens. There are three prompt tokens in each figure: one for the virtual node prompt and two for the query attribute prompt. Notably, after training, nodes within and without the query community become distinctly separable. Nodes belonging to the same community cluster together and are closer to prompt nodes than other nodes. We speculate that the tuned prompt tokens contain substantial query-related knowledge, enabling the GNN to differentiate nodes effectively by pulling the nodes that belong to the query community closer together while

pushing those that do not belong further apart. Additionally, we observe that the distances between the two types of prompt tokens are quite small. This may be attributed to the similarity-based edges that facilitate the integration of information among the prompt tokens, forming a cohesive representation of the query context.

8 CONCLUSION

In this paper, we explore the problem of attributed community search using a novel graph prompt learning framework, *PLACE*. *PLACE* overcomes the limitations of existing learning-based methods by dynamically refining the input graph and query through learnable prompt tokens, which are optimized jointly with GNN encoder. A divide-and-conquer strategy is proposed for scalability of *PLACE*, enabling the model solve million-scale large graphs. Experimental results in 9 real-world datasets demonstrate its effectiveness in three query attribute scenarios. *PLACE* outperforms the best baseline with higher F1 scores by 22% on average. The source code is available at <https://anonymous.4open.science/r/PLACE-8619/>.

REFERENCES

- [1] [n.d.]. Pytorch. <https://github.com/pytorch/pytorch>.
- [2] [n.d.]. Pytorch Geometric. https://github.com/rusty1s/pytorch_geometric.
- [3] Esra Akbas and Peixiang Zhao. 2017. Truss-based community search: a truss-equivalence based indexing approach. *Proceedings of the VLDB Endowment* 10, 11 (2017), 1298–1309.
- [4] Jiazun Chen, Jun Gao, and Bin Cui. 2023. ICS-GNN⁺: lightweight interactive community search via graph neural network. *VLDB J.* 32, 2 (2023), 447–467. <https://doi.org/10.1007/S00778-022-00754-0>
- [5] Jiazun Chen, Yikuan Xia, and Jun Gao. 2023. CommunityAF: An Example-Based Community Search Method via Autoregressive Flow. *Proceedings of the VLDB Endowment* 16, 10 (2023), 2565–2577.
- [6] Wei-Lin Chiang, Xuanqing Liu, Si Si, Yang Li, Samy Bengio, and Cho-Jui Hsieh. 2019. Cluster-gcn: An efficient algorithm for training deep and large graph convolutional networks. In *Proceedings of the 25th ACM SIGKDD international conference on knowledge discovery & data mining*, 257–266.
- [7] Wanyun Cui, Yanghua Xiao, Haixun Wang, Yiqi Lu, and Wei Wang. 2013. Online search of overlapping communities. In *Proceedings of the 2013 ACM SIGMOD international conference on Management of data*, 277–288.
- [8] Wanyun Cui, Yanghua Xiao, Haixun Wang, and Wei Wang. 2014. Local search of communities in large graphs. In *Proceedings of the 2014 ACM SIGMOD international conference on Management of data*, 991–1002.
- [9] Shuheng Fang, Kangfei Zhao, Guanghua Li, and Jeffrey Xu Yu. 2023. Community search: a meta-learning approach. In *2023 IEEE 39th International Conference on Data Engineering (ICDE)*, IEEE, 2358–2371.
- [10] Shuheng Fang, Kangfei Zhao, Yu Rong, Zhixun Li, and Jeffrey Xu Yu. 2024. Inductive Attributed Community Search: To Learn Communities Across Graphs. *Proceedings of the VLDB Endowment* 17, 10 (2024), 2576–2589.
- [11] Yixiang Fang, CK Cheng, Siqiang Luo, and Jiafeng Hu. 2016. Effective community search for large attributed graphs. *Proceedings of the VLDB Endowment* (2016).
- [12] Yixiang Fang, Xin Huang, Lu Qin, Ying Zhang, Wenjie Zhang, Reynold Cheng, and Xuemin Lin. 2020. A survey of community search over big graphs. *The VLDB Journal* 29 (2020), 353–392.
- [13] Jun Gao, Jiazun Chen, Zhao Li, and Ji Zhang. 2021. ICS-GNN: lightweight interactive community search via graph neural network. *Proceedings of the VLDB Endowment* 14, 6 (2021), 1006–1018.
- [14] Chenghua Gong, Xiang Li, Jianxiang Yu, Cheng Yao, Jiaqi Tan, Chengcheng Yu, and Dawei Yin. 2023. Prompt tuning for multi-view graph contrastive learning. *arXiv preprint arXiv:2310.10362* (2023).
- [15] Fangda Guo, Ye Yuan, Guoren Wang, Xiangguo Zhao, and Hao Sun. 2021. Multi-attributed community search in road-social networks. In *2021 IEEE 37th International Conference on Data Engineering (ICDE)*, IEEE, 109–120.
- [16] Will Hamilton, Zhitao Ying, and Jure Leskovec. 2017. Inductive representation learning on large graphs. *Advances in neural information processing systems* 30 (2017).
- [17] Xin Huang, Hong Cheng, Lu Qin, Wentao Tian, and Jeffrey Xu Yu. 2014. Querying k-truss community in large and dynamic graphs. In *Proc. SIGMOD*, ACM, 1311–1322.
- [18] Xin Huang, Laks VS Lakshmanan, Jeffrey Xu Yu, and Hong Cheng. 2015. Approximate closest community search in networks. *arXiv preprint arXiv:1505.05956* (2015).
- [19] Xin Huang and Laks V. S. Lakshmanan. 2017. Attribute-Driven Community Search. *Proc. VLDB Endow.* 10, 9 (2017), 949–960.
- [20] Menglin Jia, Luming Tang, Bor-Chun Chen, Claire Cardie, Serge J. Belongie, Bharath Hariharan, and Ser-Nam Lim. 2022. Visual Prompt Tuning. In *Computer Vision - ECCV 2022 - 17th European Conference, Tel Aviv, Israel, October 23–27, 2022, Proceedings, Part XXXIII (Lecture Notes in Computer Science)*, Vol. 13693. Springer, 709–727. https://doi.org/10.1007/978-3-031-19827-4_41
- [21] Yuli Jiang, Yu Rong, Hong Cheng, Xin Huang, Kangfei Zhao, and Junzhou Huang. 2022. Query driven-graph neural networks for community search: from non-attributed, attributed, to interactive attributed. *Proceedings of the VLDB Endowment* 15, 6 (2022), 1243–1255.
- [22] George Karypis and Vipin Kumar. 1997. METIS: A software package for partitioning unstructured graphs, partitioning meshes, and computing fill-reducing orderings of sparse matrices. (1997).
- [23] Juyong Lee and Jooyoung Lee. 2013. Hidden information revealed by optimal community structure from a protein-complex bipartite network improves protein function prediction. *PLoS one* 8, 4 (2013), e60372.
- [24] Jure Leskovec and Julian McAuley. 2012. Learning to discover social circles in ego networks. *Advances in neural information processing systems* 25 (2012).
- [25] Brian Lester, Rami Al-Rfou, and Noah Constant. 2021. The Power of Scale for Parameter-Efficient Prompt Tuning. In *Proceedings of the 2021 Conference on Empirical Methods in Natural Language Processing, EMNLP 2021, Virtual Event / Punta Cana, Dominican Republic, 7–11 November, 2021*, Association for Computational Linguistics, 3045–3059. <https://doi.org/10.18653/V1/2021.EMNLP-MAIN.243>
- [26] Ling Li, Siqiang Luo, Yuhai Zhao, Caihua Shan, Zhengkui Wang, and Lu Qin. 2023. COCLEP: Contrastive Learning-based Semi-Supervised Community Search. *IEEE 39th ICDE* (2023).
- [27] Rong-Hua Li, Lu Qin, Jeffrey Xu Yu, and Rui Mao. 2015. Influential community search in large networks. *Proceedings of the VLDB Endowment* 8, 5 (2015), 509–520.
- [28] Qing Liu, Yifan Zhu, Minjun Zhao, Xin Huang, Jianliang Xu, and Yunjun Gao. 2020. VAC: vertex-centric attributed community search. In *2020 IEEE 36th International Conference on Data Engineering (ICDE)*, IEEE, 937–948.
- [29] Xiao Liu, Kaixuan Ji, Yicheng Fu, Weng Tam, Zhengxiao Du, Zhilin Yang, and Jie Tang. 2022. P-Tuning: Prompt Tuning Can Be Comparable to Fine-tuning Across Scales and Tasks. In *Proceedings of the 60th Annual Meeting of the Association for Computational Linguistics (Volume 2: Short Papers), ACL 2022, Dublin, Ireland, May 22–27, 2022*, Smaranda Muresan, Preslav Nakov, and Aline Villavicencio (Eds.), Association for Computational Linguistics, 61–68. <https://doi.org/10.18653/V1/2022.ACL-SHORT.8>
- [30] Zemin Liu, Xingtong Yu, Yuan Fang, and Xinming Zhang. 2023. Graphprompt: Unifying pre-training and downstream tasks for graph neural networks. In *Proceedings of the ACM Web Conference 2023*, 417–428.
- [31] Jiehuan Luo, Xin Cao, Xike Xie, Qiang Qu, Zhiqiang Xu, and Christian S. Jensen. 2020. Efficient attribute-constrained co-located community search. In *2020 IEEE 36th International Conference on Data Engineering (ICDE)*, IEEE, 1201–1212.
- [32] Sungho Park and Hyeran Byun. 2024. Fair-VPT: Fair Visual Prompt Tuning for Image Classification. In *IEEE/CVF Conference on Computer Vision and Pattern Recognition, CVPR 2024, Seattle, WA, USA, June 16–22, 2024*, IEEE, 12268–12278. <https://doi.org/10.1109/CVPR52733.2024.01166>
- [33] Hongbin Pei, Bingzhe Wei, Kevin Chen-Chuan Chang, Yu Lei, and Bo Yang. 2020. Geom-gcn: Geometric graph convolutional networks. *arXiv preprint arXiv:2002.05287* (2020).
- [34] Dhiman Sarma, Wahidul Alam, Ishita Saha, Mohammad Nazmul Alam, Mohammad Jahangir Alam, and Sohrab Hossain. 2020. Bank fraud detection using community detection algorithm. In *2020 second international conference on inventive research in computing applications (ICIRCA)*, IEEE, 642–646.
- [35] Michael Schlichtkrull, Thomas N Kipf, Peter Bloem, Rianne Van Den Berg, Ivan Titov, and Max Welling. 2018. Modeling relational data with graph convolutional networks. In *The semantic web: 15th international conference, ESWC 2018, Heraklion, Crete, Greece, June 3–7, 2018, proceedings 15*. Springer, 593–607.
- [36] Reza Shirkavand and Heng Huang. 2023. Deep prompt tuning for graph transformers. *arXiv preprint arXiv:2309.10131* (2023).
- [37] Yixin Song, Lihua Zhou, Peizhong Yang, Jialong Wang, and Lizhen Wang. 2024. CS-DAHIN: Community Search Over Dynamic Attribute Heterogeneous Network. *IEEE Trans. Knowl. Data Eng.* 36, 11 (2024), 5874–5888. <https://doi.org/10.1109/TKDE.2024.3402258>
- [38] Mauro Sozio and Aristides Gionis. 2010. The community-search problem and how to plan a successful cocktail party. In *Proceedings of the 16th ACM SIGKDD international conference on Knowledge discovery and data mining*, 939–948.
- [39] Mingchen Sun, Kaixiong Zhou, Xin He, Ying Wang, and Xin Wang. 2022. Gppt: Graph pre-training and prompt tuning to generalize graph neural networks. In *Proceedings of the 28th ACM SIGKDD Conference on Knowledge Discovery and Data Mining*, 1717–1727.
- [40] Xiangguo Sun, Hong Cheng, Jia Li, Bo Liu, and Jihong Guan. 2023. All in one: Multi-task prompting for graph neural networks. In *Proceedings of the 29th ACM SIGKDD Conference on Knowledge Discovery and Data Mining*, 2120–2131.
- [41] Xiangguo Sun, Jiawen Zhang, Xixi Wu, Hong Cheng, Yun Xiong, and Jia Li. 2023. Graph prompt learning: A comprehensive survey and beyond. *arXiv preprint arXiv:2311.16534* (2023).
- [42] Zhen Tan, Ruocheng Guo, Kaize Ding, and Huan Liu. 2023. Virtual node tuning for few-shot node classification. In *Proceedings of the 29th ACM SIGKDD Conference on Knowledge Discovery and Data Mining*, 2177–2188.
- [43] Jiaxi Tang and Ke Wang. 2018. Personalized top-n sequential recommendation via convolutional sequence embedding. In *Proceedings of the eleventh ACM international conference on web search and data mining*, 565–573.
- [44] Laurens Van der Maaten and Geoffrey Hinton. 2008. Visualizing data using t-SNE. *Journal of machine learning research* 9, 11 (2008).
- [45] Md. Vasimuddin, Sanchit Misra, Guixiang Ma, Ramanarayan Mohanty, Evangelos Georganas, Alexander Heinecke, Dhiraj D. Kalamkar, Nesreen K. Ahmed, and Sasikanth Avancha. 2021. DistGNN: scalable distributed training for large-scale graph neural networks. In *International Conference for High Performance Computing, Networking, Storage and Analysis, SC 2021, St. Louis, Missouri, USA, November 14–19, 2021*, ACM, 76. <https://doi.org/10.1145/3458817.3480856>
- [46] Ashish Vaswani, Noam Shazeer, Niki Parmar, Jakob Uszkoreit, Llion Jones, Aidan N. Gomez, Lukasz Kaiser, and Illia Polosukhin. 2017. Attention is All you Need. In *Advances in Neural Information Processing Systems 30: Annual Conference on Neural Information Processing Systems 2017, December 4–9, 2017, Long Beach, CA, USA*, 5998–6008. <https://proceedings.neurips.cc/paper/2017/hash/3f5ee243547dee91fbd053c1c4a845aa-Abstract.html>
- [47] Petar Velickovic, Guillem Cucurull, Arantxa Casanova, Adriana Romero, Pietro Lio, Yoshua Bengio, et al. 2017. Graph attention networks. *stat* 1050, 20 (2017), 10–48550.
- [48] Jianwei Wang, Kai Wang, Xuemin Lin, Wenjie Zhang, and Ying Zhang. 2024. Efficient Unsupervised Community Search with Pre-trained Graph Transformer.

- arXiv preprint arXiv:2403.18869* (2024).
- [49] Jianwei Wang, Kai Wang, Xuemin Lin, Wenjie Zhang, and Ying Zhang. 2024. Neural Attributed Community Search at Billion Scale. *Proceedings of the ACM on Management of Data* 1, 4 (2024), 1–25.
 - [50] Zonghan Wu, Shirui Pan, Fengwen Chen, Guodong Long, Chengqi Zhang, and Philip S. Yu. 2021. A Comprehensive Survey on Graph Neural Networks. *IEEE Trans. Neural Networks Learn. Syst.* 32, 1 (2021), 4–24. <https://doi.org/10.1109/TNNLS.2020.2978386>
 - [51] Keyulu Xu, Weihua Hu, Jure Leskovec, and Stefanie Jegelka. 2019. How Powerful are Graph Neural Networks?. In *7th International Conference on Learning Representations, ICLR 2019, New Orleans, LA, USA, May 6-9, 2019*. OpenReview.net. <https://openreview.net/forum?id=ryGs6iA5Km>
 - [52] Zhilin Yang, William Cohen, and Ruslan Salakhudinov. 2016. Revisiting semi-supervised learning with graph embeddings. In *International conference on machine learning*. PMLR, 40–48.
 - [53] Fajie Yuan, Alexandros Karatzoglou, Ioannis Arapakis, Joemon M Jose, and Xiangan He. 2019. A simple convolutional generative network for next item recommendation. In *Proceedings of the twelfth ACM international conference on web search and data mining*. 582–590.
 - [54] Long Yuan, Lu Qin, Wenjie Zhang, Lijun Chang, and Jianye Yang. 2017. Index-based densest clique percolation community search in networks. *IEEE Transactions on Knowledge and Data Engineering* 30, 5 (2017), 922–935.
 - [55] Hanqing Zeng, Hongkuan Zhou, Ajitesh Srivastava, Rajgopal Kannan, and Viktor K. Prasanna. 2020. GraphSAINT: Graph Sampling Based Inductive Learning Method. In *8th International Conference on Learning Representations, ICLR 2020, Addis Ababa, Ethiopia, April 26-30, 2020*. OpenReview.net. <https://openreview.net/forum?id=BJe8pkHFwS>
 - [56] Haihong Zhao, Aochuan Chen, Xiangguo Sun, Hong Cheng, and Jia Li. 2024. All in One and One for All: A Simple yet Effective Method towards Cross-domain Graph Pretraining. In *Proc. KDD*. ACM, 4443–4454. <https://doi.org/10.1145/3637528.3671913>
 - [57] Da Zheng, Chao Ma, Minjie Wang, Jinjing Zhou, Qidong Su, Xiang Song, Quan Gan, Zheng Zhang, and George Karypis. 2020. DistDGL: Distributed graph neural network training for billion-scale graphs. In *2020 IEEE/ACM 10th Workshop on Irregular Applications: Architectures and Algorithms (IA3)*. IEEE, 36–44.
 - [58] Yun Zhu, Jianhao Guo, and Siliang Tang. 2023. Sgl-pt: A strong graph learner with graph prompt tuning. *arXiv preprint arXiv:2302.12449* (2023).