

Extreme Learning Machine Based System for DDoS Attacks Detections on IoMT Devices

Nelly Elsayed
School of Information Technology
University of Cincinnati
Cincinnati, Ohio
elsayeny@ucmail.uc.edu

Lily Dzamesi
School of Information Technology
University of Cincinnati
Cincinnati, Ohio
dzamesly@mail.uc.edu

Zag ElSayed
School of Information Technology
University of Cincinnati
Cincinnati, Ohio
elsayezs@ucmail.uc.edu

Murat Ozer
School of Information Technology
University of Cincinnati
Cincinnati, Ohio
ozermm@ucmail.uc.edu

Abstract—The Internet of Medical Things (IoMT) represents a paradigm shift in the healthcare sector, enabling the interconnection of medical devices, sensors, and systems to enhance patient monitoring, diagnosis, and management. The rapid evolution of IoMT presents significant benefits to the healthcare domains. However, there is a rapid increase in distributed denial of service (DDoS) attacks on the IoMT networks due to several vulnerabilities in the IoMT-connected devices, which negatively impact patients' health and can even lead to deaths. Thus, in this paper, we aim to save lives via investigating an extreme learning machine for detecting DDoS attacks on IoMT devices. The proposed approach achieves a high accuracy at a low implementation budget. Thus, it can reduce the implementation cost of the DDoS detection system, making the model capable of executing on the fog level.

Index Terms—DDoS, DoS, IoMT, security, ELM, AI

I. INTRODUCTION

The healthcare industry is undergoing a significant transformation driven by the integration of digital technologies. A key component of this evolution is the Internet of Medical Things (IoMT), an extension of the broader Internet of Things (IoT) concept explicitly tailored for the medical domain [1]. The Internet of Medical Things (IoMT) refers to the interconnected network of medical devices and applications that communicate over the internet [2]. The IoMT connects a wide range of medical devices, sensors, software applications, and healthcare systems through interconnected network technologies, including wearable sensors that track vital signs, implants that regulate chronic conditions, and advanced hospital diagnostic tools [3]. The IoMT components are shown in Figure 1. The primary function of these systems is to collect, transmit, and process health data to improve patient care [4]. The IoMT enables the transfer

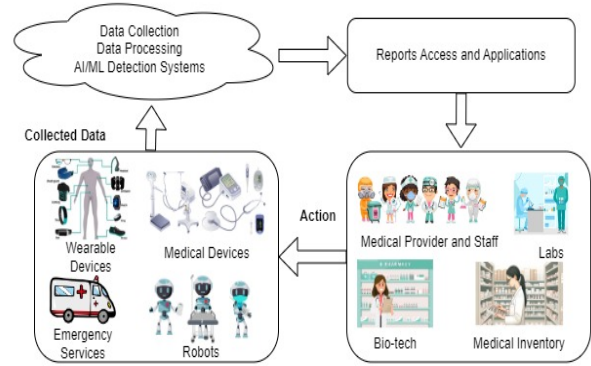


Fig. 1. The Internet of Medical Things (IoMT) components.

of health data from various medical devices to a computerized system, connecting healthcare professionals with patients. These devices allow healthcare providers to monitor patients' health remotely (for outpatients) or in the hospital (for inpatients) and streamline workflows, thereby improving patient health outcomes [4]–[6].

The IoMT and the Internet of Things (IoT) devices share similar technological protocols, including wireless communication protocols such as MQTT (Message Queue Telemetry Transport), CoAP (Constrained Application Protocol), Bluetooth Low Energy (BLE), Zigbee, Wi-Fi, and TCP/IP [7]. Unlike general IoT devices, IoMT systems are designed with machine intelligence, microcontrollers, and sensors to reduce the need for human intervention in standard monitoring and healthcare procedures [8], [9], [10].

The ecosystem of IoMT comprises devices and software applications that facilitate convenient healthcare

delivery, transmitting data through a network to a cloud server where it is processed and used to trigger actions or provide insights through a user interface [9]. Some innovative developments in IoMT range from devices as simple as thermometers, inhalers, and insulin pumps to biometric rings and advanced robotic systems [11], [12]. Figure 2 shows an example of some IoMT devices.

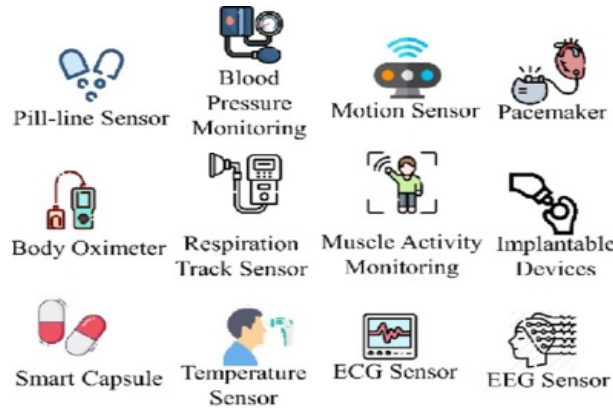


Fig. 2. Examples of IoMT devices.

From a business perspective, the IoMT is not trending; however, it exhibits a growth phenomenon. The market projection shows a significant growth in the IoMT globally, and is expected to reach hundreds of billions of dollars in the next few years. According to the HealthTech Research Group, the IoMT will reach \$861.3 billion by 2030, indicating a 28% compound annual growth rate (CAGR) [13]. In addition, the World Health Organization (WHO) anticipates a shortage of healthcare professionals by 2030 [14]. This projection suggests that there will not be enough healthcare workers globally to meet the demand for medical services, thereby limiting worldwide access to quality healthcare for people. Rahan et al. [15] also indicate that the expected increase in human life expectancy will likely boost the global population by 31% and reach 9.8 billion by 2050. Given these trends, there is a need to develop affordable and secure healthcare solutions that address people's health demands while accommodating the dual pressures of globalization and digitization in the Internet of Medical Things (IoMT).

The IoMT security landscape is characterized by various vulnerabilities that span different architectural layers and device types. Some of these vulnerabilities include poor authentication processes, such as those relying on weak or default passwords, as well as insufficient authorization controls that grant access to sensitive data and accounts. The lack of proper encryption for data in transit and data at rest presents a critical issue that exposes sensitive PHI to eavesdropping and interception [16]. Many devices also suffer from insecure

firmware, irregular update mechanisms, and outdated software components with known vulnerabilities. Physical security is also a vulnerability, with some devices not hardened against tampering [17]. Communication protocols used in IoMT, like Bluetooth Low Energy (BLE), Zigbee, MQTT, and CoAP, are just as vulnerable to attack if not implemented securely. The vulnerabilities attract a variety of attacks, such as malware infections (like ransomware), Distributed Denial of Service (DDoS) attacks that compromise service availability, and Man-in-the-Middle (MitM) attacks that eavesdrop on communications [6], [18]. Figure 3 shows the major IoMT security threats [19].

From the countermeasures and vulnerabilities adopted by most studies to develop working principles for enterprise IT environments often prove inadequate, these unique challenges of IoMT:

- *Resource Constraints:* The majority of IoMT devices, especially wearables and implants, have limited processing power, memory, and battery life, making it impossible to run complex cryptographic algorithms or heavyweight intrusion detection software designed for high-performance servers or desktops [20]. This intrinsic trade-off between the need for strong security and hardware limitations affects the design of security mechanisms.
- *Heterogeneity and Lack of Standardization:* The enormous diversity of devices, manufacturers, communication protocols, and data transfer within the IoMT ecosystem makes it difficult to apply uniform security policies and solutions [21]. These interoperability challenges further complicate security integration.
- *Scalability:* Many connected IoMT devices pose severe scalability challenges for centralized security management and monitoring systems [22].
- *Legacy Systems:* Health care environments often contain legacy devices not designed for network connectivity or security, but are being networked, bringing in severe vulnerabilities [23]. These devices can be difficult or impossible to patch or update.
- *Real-time Requirements:* Many IoMT applications, such as critical patient monitoring devices or remote control of therapeutic devices, have rigorous real-time performance expectations [24].
- *Dynamic Environments:* The IoMT environment is typically dynamic, as devices frequently enter and exit the network, and user contexts, such as location, change often [25]. Therefore, static security policies are inadequate.

Among these vulnerabilities and attack vectors statistics provided by the 2024 Elastic Global Threat Report [26], published by Cybersecurity Ventures, indicate

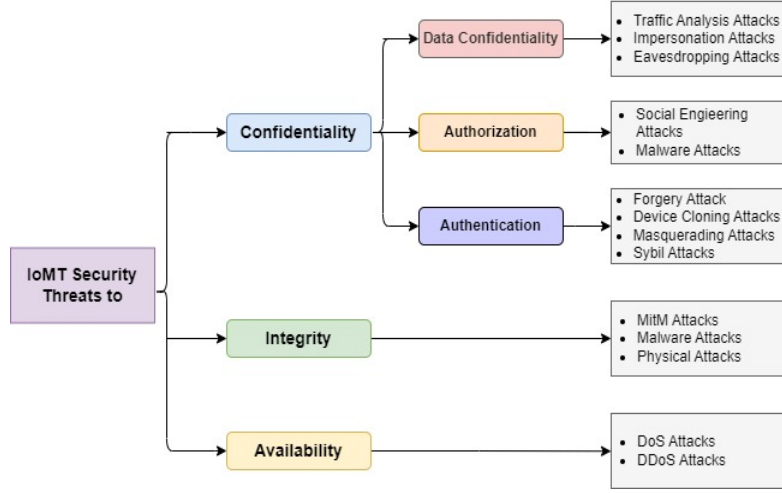


Fig. 3. Security threats in IoMT network categorized by the threat to each of the confidentiality, integrity, and availability (CIA) triad.

that the leading threat concerns targeting Internet of Medical Things (IoMT) systems has been determined to be Distributed Denial of Service (DDoS) attacks and malware attacks represent the most significant cybersecurity threats confronting the IoMT ecosystem, among other potential threats. These attacks pose a serious risk to the integrity, availability, and confidentiality of IoMT systems [27], [28], [29].

Due to the critical aspect of IoMT devices' availability, especially for life support IoMT devices, this paper targets the detection of DDoS attacks on IoMT networks to protect and save lives from critical threats.

The resource limitations of IoMT networks are a significant reason for the successful launches of DDoS attacks on IoMT devices; they also contribute to security limitations due to the inability to employ security software, which increases the risk of IoMT devices being compromised. Thus, in this paper, we aim to employ a budget-friendly machine learning model based on the extreme learning machine (ELM). This robust and powerful approach requires minimal resources and can achieve a significantly high accuracy in detecting DoS and DDoS attacks. Thus, the main contribution of this paper is to empirically investigate the capability of employing the ELM to detect different DDoS attacks on IoMT network devices, focusing on accuracy and low-budget implementation, which is compatible with the limited resources of the IoMT network.

II. EXTREME LEARNING MACHINE

The extreme learning machine (ELM) was proposed in 2006 by Huang et al. [30] as a simple learning algorithm for the Single Hidden Layer feedforward neural network (SLFN) with N hidden nodes [31]–[33] where the SLFN is a simplest type of feedforward network

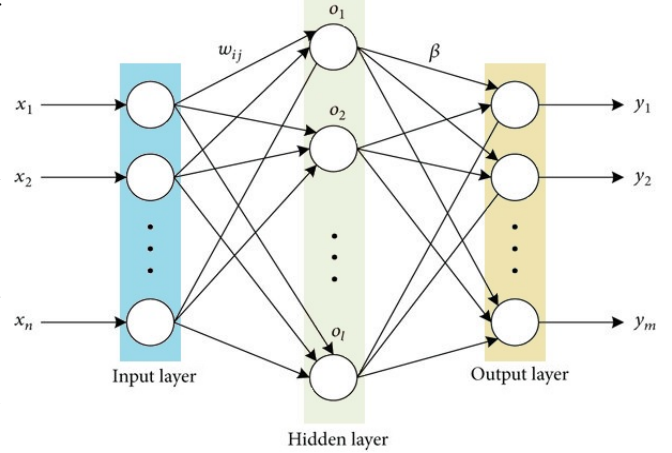


Fig. 4. The ELM topology.

which architecture design consists of a single-hidden-layer perceptron [34].

The ELM topology is shown at Figure 4 where $X = [x_1, x_2, \dots, x_n]^T$ is the input vector, w_j is the weights from inputs to hidden node j , n is the number of features, and b_j is the bias of the hidden node j . For each hidden node $j = 1, 2, \dots, L$, the output of the hidden neuron o_j is calculated by:

$$o_j = g(\mathbf{w}_j \cdot \mathbf{X} + b_j) \quad (1)$$

where $g(\cdot)$ is the activation function. For all the training samples, the output can be calculated by:

$$\mathbf{Y} = \mathbf{H}\beta \quad (2)$$

where \mathbf{H} is the hidden layer output matrix for all the training samples where:

$$\mathbf{H} = g(\mathbf{XW} + \mathbf{b}) \quad (3)$$

TABLE I
COMPARISON BETWEEN ELM AND THE OTHER ARTIFICIAL NEURAL NETWORKS

Aspect	ELM	FNN	BPNN	1D-CNN
Architecture	Single hidden layer feed-forward network	Multi layer fully connected network	Multi layer with backpropagation	1D filters: Convolutional, pooling, and dense layers
Weight Initialization	Input weights and biases randomly assigned	Initialized and updated during training	Initialized and updated through backpropagation	Initialized and updated via backpropagation
Training Algorithm	Analytical solution using Moore–Penrose pseudoinverse	Gradient-based	Backpropagation with gradient descent	Backpropagation with gradient descent
Training Speed	Very fast (non-iterative)	Moderate	Slower (iterative, often many epochs)	Slower (requires convolution and tuning)
Learning Type	Batch learning only	Batch or online	Batch or online	Batch or mini-batch learning
Generalization Ability	Good with proper parameters	Depends on training and architecture	Requires regularization to prevent overfitting	Strong with large data, spatial pattern learning
Interpretability	Moderate	Moderate	Low	Low
Data Type	Tabular, structured data	Tabular, structured data	Tabular, structured data	Sequential, time series data
Use Cases	Fast classification, intrusion detection, anomaly detection	General classification/regression tasks	General ML tasks, especially small/medium datasets	Time-series classification, signal analysis
Parameter Tuning	Fewer parameters (number of neurons)	Requires tuning of layers, units, activation	Requires tuning of layers, learning rate	Requires tuning of kernel size, stride, filters
Scalability	Limited scalability for very large data	Scalable with regularization and optimization	Scalable with GPU, but slow	Highly scalable with GPU support
Usage for IoMT Edge	Highly suitable: fast, lightweight, low compute	Moderately suitable: need optimization	Less suitable: slow training, higher overhead	Suitable for time series sensor data, more resource heavy

where $\mathbf{X} \in \mathbb{R}^{N \times n}$, $\mathbf{W} \in \mathbb{R}^{n \times L}$, $\mathbf{b} \in \mathbb{R}^{1 \times L}$, $\mathbf{H} \in \mathbb{R}^{N \times L}$. N is the number of samples, and L is total number of hidden nodes, β is the weights from the hidden to the output layer, where:

$$\beta = \mathbf{H}^T \mathbf{T} \quad (4)$$

$\mathbf{T} \in \mathbb{R}^{N \times m}$ is the target (label) matrix, and \mathbf{H}^T is the Moore–Penrose pseudoinverse of \mathbf{H} [35].

Unlike traditional neural networks, which employ iterative gradient-based methods (such as backpropagation) to adjust all network weights, the ELM assigns random weights and biases to its hidden layer. It keeps them constant, learning only the output weights using a closed-form solution (usually least squares via the pseudoinverse). Such network design enables ELMs to train much faster compared to traditional neural networks, often with comparable generalization performance across numerous problems [36]. Table I shows a comparison between the ELM, the feedforward neural network (FNN), the back propagation neural network (BPNN), and the 1D convolutional neural network (1D-CNN) [30], [37]–[40].

The ELM has shown a significant performance in different applications and tasks, including healthcare applications, including diabetes prediction [41], electrocardiogram (ECK/EKG) classification [42], and electroencephalogram (EEG) classification [43]. Also, it shows significant success at sparse representations for

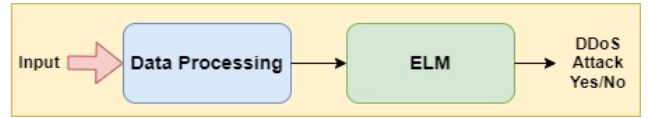


Fig. 5. The proposed ELM based approach to detect DDoS attacks on IoMT devices.

images [44], action recognition [45], image classification [46], and intrusion detection in networks [47], [48].

III. METHODOLOGY

In this paper, we employed the ELM to detect DDoS attacks on the IoMT network devices. The proposed approach aims to achieve high detection accuracy while maintaining a small implementation budget and accelerating the detection speed. The proposed model is shown in Figure 5. The proposed approach consists of three main stages: data input, data processing, and classification using the ELM. The proposed methodology is designed to provide an accurate detection of malicious network traffic patterns while maintaining rapid processing. The proposed methodology compromises the availability and reliability of IoMT systems.

The first stage involves collecting input data, which includes real-time or recorded network traffic from IoMT devices. The data consists of a wide range of features that describe the characteristics of the network flows, including the packet size, protocol type, flow duration,

source and destination IP addresses, port numbers, and the number of connection requests. These features form the basis for identifying potential DDoS attack patterns embedded within the network traffic.

After collecting the data, it goes through a processing stage. The data processing stage involves cleaning the data to remove any missing, duplicate, or noisy data samples that may affect the performance and the learning process of the ELM detection model. Feature extraction and selection techniques are then applied to identify the most relevant attributes for detecting DDoS attacks. Then, the selected features are normalized to enhance the learning efficiency and stability of the ELM model. Finally, the data is labeled for the normal and DDoS attacks.

Then, the learning stage starts by utilizing the ELM as a classifier. In this approach, the input weights and biases are randomly initialized, and the hidden layer outputs are computed using an activation function. The final stage involves generating the output of the classification model, which provides a binary decision indicating whether a DDoS attack is detected.

IV. EXPERIMENTS AND RESULTS

A. Dataset

In this paper, we employed the CICIoMT2024 dataset benchmark [49]. We selected the CICIoMT2024 dataset benchmark for our experiments due to several factors, including that the CICIoMT2024 dataset is a realistic benchmark dataset that enables the development and evaluation of solutions that focus specifically on IoMT security. Additionally, this dataset comprises 18 distinct DDoS attacks against an IoMT testbed comprising 40 IoMT devices, with 25 real devices and 15 simulated devices. The 18 types of DDoS attacks are categorized into the main five categories: Distributed Denial of Service (DDoS), Denial of Service (DoS), Reconnaissance (Recon), Message Queuing Telemetry Transport (MQTT) attacks, and Spoofing. Table II shows the main attacks and the sub-attacks for each of the five main categories. The dataset consists of 476,150 data samples.

B. Data Processing

For data processing, we performed data cleaning, removing missing values. In addition, we used it for testing and training. Non-benign traffic was labeled as 1 (indicating a DDoS attack), while benign traffic was marked 0.

To reduce dimensionality and enhance model effectiveness, the correlation of each feature with the target class was determined. Features with an absolute correlation value of less than 0.02 were discarded. Only the most predictive features related to DoS and DDoS detection remained.

TABLE II
THE CICIoMT2024 DATASET BENCHMARK ATTACK CATEGORIES
AND THEIR SUB-CATEGORIES

Category	Sub-category
DDoS	SYN Flood TCP Flood ICMP Flood UDP Flood
DoS	SYN Flood TCP Flood ICMP Flood UDP Flood
Recon	Ping Sweep Vulnerability Scan OS Scan Port Scan
Spoofing	ARP Spoofing
MQTT	Malformed Data DoS Connect Flood DDoS Connect Flood DoS Publish Flood DDoS Publish Flood

TABLE III
THE PROPOSED ELM BASED APPROACH TESTING RESULTS

Metrics	Result
Accuracy (%)	94.87%
Precision	0.95
Recall	0.95
F1-Score	0.95
AUC-ROC	0.945

The dataset was split into 80% training and 20% test sets $X_{\text{train}}, Y_{\text{train}}$. The features were normalized using z-score normalization via StandardScaler so that all input features have the same scaling [57].

C. Model Implementation and Evaluation

The ELM classifier was implemented based on the model architecture components:

- One hidden layer with a tunable number of neurons.
- Random initialization of input weights and bias.
- Activation functions: tanh, sigmoid, and radial basis function (RBF) [58], [59].
- Output weights were computed through the Moore-Penrose pseudoinverse to obtain a closed-form solution.

The model was encapsulated in a special ELMWrapper class to facilitate integration with GridSearchCV. The hyperparameters utilized the number of neurons and the activation function type to optimize a 5-fold cross-validation approach.

We assessed our model's performance through binary classification. This involved training it on the datasets to differentiate between normal and attack traffic. We used a series of assessment metrics to evaluate its effectiveness.

TABLE IV
AN ANALYTICAL COMPARISON WITH THE STATE-OF-THE-ART MODELS FOR DDoS DETECTION

Study	Model Type	Dataset	Accuracy (%)	Precision	Recall	F1-Score	Specific Findings
Our Work	ELM	CICIoMT24	95.0	0.94	0.95	0.95	Baseline model for comparison
Neto et al. [50]	CICIoV2024	Logistic Regression	95%	0.74	0.68	0.63	Logistic Regression showing weak detection despite high accuracy
Kharoubi et al. [51]	Convolutional Neural Network (CNN)	CICIoT2023 (Medical subset)	99.1	0.986	0.99	0.99	Focused on IoT security using CNN-based NIDS
Canavese et al. [52]	Random Forest	CICIoT2023	95.7%	0.28	0.65	0.33	High accuracy but precision and recall very low
Ansar et al. [53]	Hybrid CNN	CICIoMT24 + IoMT-TON	97.8	0.972	0.972	0.968	For IoT security application
Chandekar et al. [54]	Ensemble AI	CICIoMT2024	96.8	0.965	0.971	0.968	Enhanced anomaly detection in IoMT networks
Gueriani et al. [55]	Hybrid CNN-LSTM	CICIoT2023, CICIoMT24	99.3	0.98	0.991	0.99	Enhanced IoT security with CNN-LSTM-based IDS
Fernández Maimó et al. [56]	Dynamic analysis system	CICIoMT24	97.2	0.968	0.975	0.971	Focused on ransomware detection in clinical environments

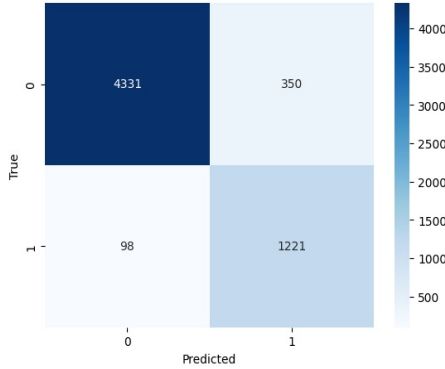


Fig. 6. The confusion matrix of the ELM model for detecting DDoS attacks on the CICIoMT2024 dataset benchmark.

The model recorded an overall accuracy of 94.87%, reflecting its high potential to distinguish between malicious and normal traffic in IoMT networks. The classification report shows a high accuracy and recall rate of 0.95 for the two classes (benign and attack), indicating that the model effectively and efficiently minimizes false negatives and false positives, as shown in the confusion matrix 6. Table ?? shows the ELM testing results. The ELM model performed exceptionally well while using a small implementation budget. It also recorded a precision

of 0.95, a recall of 0.95, and an F1-score of 0.95. Our proposed approach proved to outperform most traditional machine learning models. In addition to achieving high accuracy, the ELM model demonstrated high training speeds and quick time complexity, making it suitable for real-time applications. This feature benefits IoMT systems requiring real-time threat detection with limited resources. The results further confirm the effectiveness of the ELM-based detection system for classifying malware and DDoS attacks.

A comparative analysis of various machine learning algorithms was conducted to assess the strengths and weaknesses of the ELM model in relation to traditional methods. The performance of our ELM model was compared with that of other methods, with a particular focus on models tested on the CICIoMT24 database for fair comparison. The study identifies the critical dimensions for IoMT security solutions, including detection accuracy, computational efficiency, precision, and recall. Table IV shows a comparison between the proposed ELM-based approach and other state-of-the-art models. The CNN-LSTM hybrids and deep neural networks used in different studies have high-accuracy models; however, our ELM model classifier is more applicable to IoMT systems. Also, deep learning models, such as those developed by Ansar et al. [53] and Gueriani et al. [55],

have marginally higher accuracy rates (97–98%). Still, they are more resource-intensive, they require more advanced training and processing power, which are not feasible for medical devices with limited resources. For the more suitable models for IoMT devices from the implementation resources aspect, Neto et al. [50] and Canavese et al. [52] models showed high accuracy; however, they have a significantly low precision and recall, evidencing poor per-class performance. Thus, the ELM model was distinguished by:

- Single-pass learning speeds for training.
- Its lower memory usage makes it simple to install on IoMT devices.
- Tuning is facilitated due to the reduced number of training epochs and hyperparameters.
- Real-time intrusion detection offers a high rate of accuracy, 95%, which is crucial in healthcare facilities.
- Maintaining high precision, recall, and F1-Score.

Our ELM model offers better training efficiency because of its single-pass learning mechanism, unlike the iterative backpropagation used by models like CNNs and LSTMs, which significantly increases training time and computational load. Furthermore, the ELM model also provides low CPU and memory usage, hence it is highly suitable for deployment on resource-limited edge devices.

V. CONCLUSION

This paper proposes an Extreme Learning Machine (ELM) approach for detecting DDOS attacks on Internet of Medical Things (IoMT) systems within connected medical networks. The proposed ELM model was applied and tested using real-world simulated attack traffic from the CICIoMT24 dataset. The proposed ELM approach achieved significant classification performance in detecting both benign and actual attacks with 95% accuracy, requiring minimal training time and implementation resources. The ELM model makes it a suitable option for real-time attack detection in resource-constrained healthcare systems.

REFERENCES

- [1] S. Rani, A. Kataria, S. Kumar, and P. Tiwari, "Federated learning for secure iomt-applications in smart healthcare systems: A comprehensive review," *Knowledge-based systems*, vol. 274, p. 110658, 2023.
- [2] G. J. Joyia, R. M. Liaqat, A. Farooq, and S. Rehman, "Internet of medical things (iomt): Applications, benefits and future challenges in healthcare domain," *J. Commun.*, vol. 12, no. 4, pp. 240–247, 2017.
- [3] R. Dwivedi, D. Mehrotra, and S. Chandra, "Potential of internet of medical things (iomt) applications in building a smart healthcare system: A systematic review," *Journal of oral biology and craniofacial research*, vol. 12, no. 2, pp. 302–318, 2022.
- [4] S. S. Hameed, W. H. Hassan, L. A. Latiff, and F. Ghabban, "A systematic review of security and privacy issues in the internet of medical things; the role of machine learning approaches," *PeerJ Computer Science*, vol. 7, p. e414, 2021.
- [5] C. Huang, J. Wang, S. Wang, and Y. Zhang, "Internet of medical things: A systematic review," *Neurocomputing*, p. 126719, 2023.
- [6] F. Al-Turjman, M. H. Nawaz, and U. D. Ulusar, "Intelligence in the internet of medical things era: A systematic review of current and future trends," *Computer Communications*, vol. 150, pp. 644–660, 2020.
- [7] R. De Michele and M. Furini, "Iot healthcare: Benefits, issues and challenges," in *Proceedings of the 5th EAI international conference on smart objects and technologies for social good*, pp. 160–164, 2019.
- [8] D. Bajaj, B. Bhushan, and D. Yadav, "Healthcare 4.0: An insight of architecture, security requirements, pillars and applications," *Biomedical data mining for information retrieval: Methodologies, techniques and applications*, pp. 103–129, 2021.
- [9] M. Khatkar, K. Kumar, and B. Kumar, "An overview of distributed denial of service and internet of things in healthcare devices," *2020 Research, Innovation, Knowledge Management and Technology Application for Business Sustainability (INBUSH)*, pp. 44–48, 2020.
- [10] A. Saxena and S. Mittal, "Internet of medical things (iomt) security and privacy: A survey of recent advances and enabling technologies," in *Proceedings of the 2022 Fourteenth International Conference on Contemporary Computing*, pp. 550–559, 2022.
- [11] L. Dzamesi and N. Elsayed, "A review on the security vulnerabilities of the iomt against malware attacks and ddos," *arXiv preprint arXiv:2501.07703*, 2025.
- [12] D. Koutras, G. Stergiopoulos, T. Dasaklis, P. Kotzanikolaou, D. Glynos, and C. Douligeris, "Security in iomt communications: A survey," *Sensors*, vol. 20, no. 17, p. 4828, 2020.
- [13] Grand View Research, Inc., "Internet of things (iot) in healthcare market worth \$861.3 billion by 2030." <https://www.prnewswire.com/news-releases/internet-of-things-iot-in-healthcare-market-worth-861-3-billion-by-2030-grand-view-research-2023-07-03>. Accessed: 2025-07-03.
- [14] World Health Organization, "Health workforce." https://www.who.int/health-topics/health-workforce#tab=tab_1, 2025. Accessed: 2025-07-03.
- [15] R. U. Rasool, H. F. Ahmad, W. Rafique, A. Qayyum, and J. Qadir, "Security and privacy of internet of medical things: A contemporary review in the age of surveillance, botnets, and adversarial ml," *Journal of Network and Computer Applications*, vol. 201, p. 103332, 2022.
- [16] A. Vakulov, "Protecting life-saving medical devices from cyber-attack," *Communications of the ACM*, vol. 67, no. 1, pp. 8–9, 2023.
- [17] A. López Martínez, M. Gil Pérez, and A. Ruiz-Martínez, "A comprehensive review of the state-of-the-art on security and privacy issues in healthcare," *ACM Computing Surveys*, vol. 55, no. 12, pp. 1–38, 2023.
- [18] Z. ElSayed, A. Abdelgawad, and N. Elsayed, "Cryptodna: A machine learning paradigm for ddos detection in healthcare iot, inspired by crypto jacking prevention models," *arXiv preprint arXiv:2501.18549*, 2025.
- [19] M. Papaioannou, M. Karageorgou, G. Mantas, V. Sucasas, I. Esop, J. Rodriguez, and D. Lymberopoulos, "A survey on security threats and countermeasures in internet of medical things (iomt)," *Transactions on Emerging Telecommunications Technologies*, vol. 33, no. 6, p. e4049, 2022.
- [20] A. Binbusayyis, H. Alaskar, T. Vaiyapuri, and M. Dinesh, "An investigation and comparison of machine learning approaches for intrusion detection in iomt network," *The Journal of Supercomputing*, vol. 78, no. 15, pp. 17403–17422, 2022.
- [21] L. Gudala, M. Shaik, S. Venkataramanan, and A. K. R. Sadhu, "Leveraging artificial intelligence for enhanced threat detection, response, and anomaly identification in resource-constrained iot

- networks,” *Distributed Learning and Broad Applications in Scientific Research*, vol. 5, pp. 23–54, 2019.
- [22] P. Chatterjee, D. Das, S. Banerjee, U. Ghosh, A. B. Mpembele, and T. Rogers, “An approach towards the security management for sensitive medical data in the iomt ecosystem,” in *Proceedings of the Twenty-fourth International Symposium on Theory, Algorithmic Foundations, and Protocol Design for Mobile Networks and Mobile Computing*, pp. 400–405, 2023.
 - [23] M. L. Hernandez-Jaimes, A. Martinez-Cruz, K. A. Ramírez-Gutiérrez, and C. Feregrino-Urbe, “Artificial intelligence for iomt security: A review of intrusion detection systems, attacks, datasets and cloud-fog-edge architectures,” *Internet of Things*, vol. 23, p. 100887, 2023.
 - [24] S. Liaqat, A. Akhunzada, F. S. Shaikh, A. Giannetsos, and M. A. Jan, “Sdn orchestration to combat evolving cyber threats in internet of medical things (iomt),” *Computer Communications*, vol. 160, pp. 697–705, 2020.
 - [25] B. Deng, X. Zhang, W. Gong, and D. Shang, “An overview of extreme learning machine,” in *2019 4th international conference on control, robotics and cybernetics (CRC)*, pp. 189–195, IEEE, 2019.
 - [26] Elastic, “2024 global threat report,” <https://www.elastic.co/resources/security/report/global-threat-report>, 2024. Accessed: 2025-07-03.
 - [27] E. A. Al-Qarni, “Cybersecurity in healthcare: a review of recent attacks and mitigation strategies,” *International Journal of Advanced Computer Science and Applications*, vol. 14, no. 5, 2023.
 - [28] M. Elhoseny, N. N. Thilakarathne, M. I. Alghamdi, R. K. Mahendran, A. A. Gardezi, H. Weerasinghe, and A. Welhenge, “Security and privacy issues in medical internet of things: overview, countermeasures, challenges and future directions,” *Sustainability*, vol. 13, no. 21, p. 11645, 2021.
 - [29] R. Hireche, H. Mansouri, and A.-S. K. Pathan, “Security and privacy management in internet of medical things (iomt): A synthesis,” *Journal of cybersecurity and privacy*, vol. 2, no. 3, pp. 640–661, 2022.
 - [30] G.-B. Huang, Q.-Y. Zhu, and C.-K. Siew, “Extreme learning machine: theory and applications,” *Neurocomputing*, vol. 70, no. 1–3, pp. 489–501, 2006.
 - [31] T. Matias, F. Souza, R. Araújo, and C. H. Antunes, “Learning of a single-hidden layer feedforward neural network using an optimized extreme learning machine,” *Neurocomputing*, vol. 129, pp. 428–436, 2014.
 - [32] K. Hornik, “Approximation capabilities of multilayer feedforward networks,” *Neural networks*, vol. 4, no. 2, pp. 251–257, 1991.
 - [33] J. Nayak, S. K. Meher, A. Souri, B. Naik, and S. Vimal, “Extreme learning machine and bayesian optimization-driven intelligent framework for iomt cyber-attack detection,” *The Journal of Supercomputing*, vol. 78, no. 13, pp. 14866–14891, 2022.
 - [34] A. K. Maan, D. A. Jayadevi, and A. P. James, “A survey of memristive threshold logic circuits,” *IEEE transactions on neural networks and learning systems*, vol. 28, no. 8, pp. 1734–1746, 2016.
 - [35] J. C. A. Barata and M. S. Hussein, “The moore–penrose pseudoinverse: A tutorial review of the theory,” *Brazilian Journal of Physics*, vol. 42, pp. 146–165, 2012.
 - [36] V. Reddy, I. Nagaraju, M. Gayatri, P. Dileep, P. Revathy, et al., “Mdc-net: Intelligent malware detection and classification using extreme learning machine,” in *2023 Third International Conference on Artificial Intelligence and Smart Energy (ICAIS)*, pp. 1590–1594, IEEE, 2023.
 - [37] D. E. Rumelhart, G. E. Hinton, and R. J. Williams, “Learning representations by back-propagating errors,” *nature*, vol. 323, no. 6088, pp. 533–536, 1986.
 - [38] S. Kiranyaz, T. Ince, and M. Gabbouj, “Real-time patient-specific ecg classification by 1-d convolutional neural networks,” *IEEE transactions on biomedical engineering*, vol. 63, no. 3, pp. 664–675, 2015.
 - [39] N. Elsayed, A. S. Maida, and M. Bayoumi, “Deep gated recurrent and convolutional network hybrid model for univariate time series classification,” *arXiv preprint arXiv:1812.07683*, 2018.
 - [40] W. AL-mawee et al., “Privacy and security issues in iot healthcare applications for the disabled users a survey,” 2012.
 - [41] N. Elsayed, Z. ElSayed, and M. Ozer, “Early stage diabetes prediction via extreme learning machine,” in *SoutheastCon 2022*, pp. 374–379, IEEE, 2022.
 - [42] N. Elsayed and Z. S. Zaghloul, “A simple extreme learning machine model for detecting heart arrhythmia in the electrocardiography signal,” in *2020 IEEE 63rd International Midwest Symposium on Circuits and Systems (MWSCAS)*, pp. 513–516, IEEE, 2020.
 - [43] S. Ding, N. Zhang, X. Xu, L. Guo, and J. Zhang, “Deep extreme learning machine and its application in eeg classification,” *Mathematical Problems in Engineering*, vol. 2015, no. 1, p. 129021, 2015.
 - [44] J. Cao, K. Zhang, M. Luo, C. Yin, and X. Lai, “Extreme learning machine and adaptive sparse representation for image classification,” *Neural networks*, vol. 81, pp. 91–102, 2016.
 - [45] Y. Kuang, Q. Wu, J. Shao, J. Wu, and X. Wu, “Extreme learning machine classification method for lower limb movement recognition,” *Cluster Computing*, vol. 20, pp. 3051–3059, 2017.
 - [46] F. Cao, B. Liu, and D. S. Park, “Image classification based on effective extreme learning machine,” *Neurocomputing*, vol. 102, pp. 90–97, 2013.
 - [47] C. Cheng, W. P. Tay, and G.-B. Huang, “Extreme learning machines for intrusion detection,” in *The 2012 International joint conference on neural networks (IJCNN)*, pp. 1–8, IEEE, 2012.
 - [48] R. Singh, H. Kumar, and R. Singla, “An intrusion detection system using network traffic profiling and online sequential extreme learning machine,” *Expert Systems with Applications*, vol. 42, no. 22, pp. 8609–8624, 2015.
 - [49] S. Dadkhah, E. C. P. Neto, R. Ferreira, R. C. Molokwu, S. Sadeghi, and A. Ghorbani, “Ciciomt2024: Attack vectors in healthcare devices-a multi-protocol dataset for assessing iomt device security,” *Raphael and Chukwuka Molokwu, Reginald and Sadeghi, Somayeh and Ghorbani, Ali, CiCiIoMT2024: Attack Vectors in Healthcare Devices-A Multi-Protocol Dataset for Assessing IoMT Device Security*, 2024.
 - [50] B. Taşçı, “Deep-learning-based approach for iot attack and malware detection,” *Applied Sciences (2076-3417)*, vol. 14, no. 18, 2024.
 - [51] K. Kharoubi, S. Cherbal, D. Mechta, and A. Gawanmeh, “Network intrusion detection system using convolutional neural networks: Nids-dl-cnn for iot security,” *Cluster Computing*, vol. 28, no. 4, p. 219, 2025.
 - [52] D. Canavese, L. Mannella, L. Regano, and C. Basile, “Security at the edge for resource-limited iot devices,” *Sensors*, vol. 24, no. 2, p. 590, 2024.
 - [53] N. Ansari, M. S. Ansari, M. Sharique, A. Khatoon, M. A. Malik, and M. M. Siddiqui, “A cutting-edge deep learning method for enhancing iot security,” *arXiv preprint arXiv:2406.12400*, 2024.
 - [54] P. Chandekar, M. Mehta, and S. Chandan, “Enhanced anomaly detection in iomt networks using ensemble ai models on the ciciomt2024 dataset,” *arXiv preprint arXiv:2502.11854*, 2025.
 - [55] A. Gueriani, H. Kheddar, and A. C. Mazari, “Enhancing iot security with cnn and lstm-based intrusion detection systems,” in *2024 6th International Conference on Pattern Analysis and Intelligent Systems (PAIS)*, pp. 1–7, IEEE, 2024.
 - [56] U. Urooj, B. A. S. Al-Rimy, A. Zainal, F. A. Ghaleb, and M. A. Rassam, “Ransomware detection using the dynamic analysis and machine learning: A survey and research directions,” *Applied Sciences*, vol. 12, no. 1, p. 172, 2021.
 - [57] N. Fei, Y. Gao, Z. Lu, and T. Xiang, “Z-score normalization, hubness, and few-shot learning,” in *Proceedings of the IEEE/CVF International Conference on Computer Vision*, pp. 142–151, 2021.
 - [58] N. Elsayed, A. S. Maida, and M. Bayoumi, “Empirical activation function effects on unsupervised convolutional lstm learning,” in *2018 IEEE 30th international conference on tools with artificial intelligence (ICTAI)*, pp. 336–343, IEEE, 2018.
 - [59] M. D. Buhmann, “Radial basis functions,” *Acta numerica*, vol. 9, pp. 1–38, 2000.