
Evaluating LLMs on Real-World Forecasting Against Human Superforecasters

Janna Lu

Department of Economics
George Mason University
Fairfax, VA 22030
jlu27@gmu.edu

Abstract

Large language models (LLMs) have demonstrated remarkable capabilities across diverse tasks, but their ability to forecast future events remains understudied. A year ago, large language models struggle to come close to the accuracy of a human crowd. I evaluate state-of-the-art LLMs on 464 forecasting questions from Metaculus, comparing their performance against human superforecasters. Frontier models achieve Brier scores that ostensibly surpass the human crowd but still significantly underperform a group of superforecasters.

1 Introduction

The advent of transformers, [Vaswani et al. \(2017\)](#) has started an avalanche of models. These models can solve PhD level problems, ace the AIME, and answer the hardest questions. But how good are they at forecasting about the future? This paper attempts to measure and quantify how good these models are at forecasting, and how they compare to the human baseline of superforecasters, forecasters on Metaculus who have a track record of making good predictions. With data from two quarters of a Metaculus forecasting tournament, I compare how well various language models do relative to expert humans.

There are two types of forecasting: predicting the future based on a few datapoints or heuristics, or making predictions with a traditional machine-learning model. The former does not require large quantities of data; the latter performs best when there is a lot of recurring data that represents the future without large disturbances, such as the weather. Large language models have been hypothesized to help with the first type of forecasting, because they make decisions based on rules of the thumb and supposedly can extrapolate from insufficient data. This paper tests this hypothesis, building on the work of [Halawi et al. \(2024\)](#).

Forecasting represents a challenging benchmark that prevents contamination and requires genuine out-of-distribution generalization. Unlike static benchmarks that can be saturated through scale and memorization, forecasting performance can only improve through better world modeling and reasoning capabilities. Older models from 2023, for example, often did about as good as random ([Schoenegger et al., 2024](#)). They were often overconfident, which the scoring system punishes harshly. Newer models do better at hard benchmarks like competitive coding and math, but they have surprising blind spots such as an inability to correctly describe how to machine a fairly simple part ([Karvonen, 2025](#)). Questions are about events that do not exist in the training data, so models could not have trained on the test set. Furthermore, testing the abilities of the LLMs to make predictions about events in the future requires them to generalize from the training set. None of the models know about events that have occurred or will occur, and they have to make predictions about whether something would occur given the information that one has today, similar to how a human forecaster makes predictions about the world.

Lastly, I also use a narrative prompt instead of directly asking the model to predict the future because fictional scenarios are often used in jailbreaks. A model may refuse to diagnose a user’s symptoms, but it would comply when told that it was writing a story for a script, or when a user writes out part of the story and asks the model to finish the story with the user’s diagnosis. This paper shows that the models do worse with a narrative prompt, holding all the news articles constant, implying that fictional jailbreaks could decrease the accuracy of models.

In short, this paper shows that SoTA models still fall short of forecasts from people that Metaculus identifies as super-forecasters, who have done well in previous tournaments against other humans. Frontier models could be as good as the average human on a forecasting site, however. This is impactful because large language models can generalize outside of their training set, and it can help us get more accurate predictions about future events. Both forecasting sites and prediction market platforms want more users to make forecasts on them because it generally increases the accuracy, and using good LLMs to make forecasts could be a way to make the platforms more informative and accurate.

In the following section, I summarize some of the related work. Then I describe the dataset and then scaffolding for forecasting. In section 5, I discuss the results from the forecasts, and the different results from the models. Lastly, I conclude.

2 Related Work

Large language models seem to have learned some heuristics about humans and the world. We understand how older algorithms classify different information, but the newest generative pre-trained transformers, the architecture behind large language models, are still somewhat of a black box. After being fed large amounts of data and learning which words typically follow each other, large language models can generate correct sounding English sentences. Through fine-tuning, they learn the appropriate responses to users’ requests. Several types of fine-tunes have been proposed, with different tradeoffs between efficiency and performance. As large language models get more capable, they saturate the benchmarks. Current models can solve most AIME questions, the qualifying test for USAMO, or reach over 80% accuracy on GPQA, a graduate-level test. This paper proposes a new form of benchmark: beating human forecasters. This test does not suffer from contamination, because the models are predicting after their knowledge cutoff, and the news pipeline is 2-3 sentence summaries of news articles, filtered by publish date. These language models do not have knowledge about what has happened past their knowledge cutoff, and the news articles inform them of what happened, but before the resolution date of the questions. The average amount of time between the question prediction and the resolution date is 38 days.

There is an extensive literature on the accuracy and value of prediction markets (Wolfers and Zitzewitz, 2004; Hanson and Oprea, 2009). These markets are often framed as a marketplace of ideas, where people can bid on the value of an idea. They can also express how likely something would happen. These markets are also robust against price manipulation, as one can profit by buying the opposite of a contract if they think it is mispriced. Cartels are not stable without force; neither is price-fixing nor collusion in prediction markets.

People who do well at forecasting must have some accurate mental model of the world to make predictions about a range of outcomes. They should be able to take abstract theory and model how it would play out in the real world. Tournaments that sites like Metaculus and Good Judgement Open run often have questions about a variety of topics, and users are scored on their accuracy. Crowd accuracy scores are typically better than individual scores, and the same holds for LLMs.

Some work have previously been done on automated forecasting. This work differs from work on timeseries forecasting (Das et al., 2024; Jin et al., 2024; Wang et al., 2024; Tan et al., 2024) because important forecasting questions such as “will Donald Trump become president” does not have well-defined preceding data, and one must learn to deal with uncertainty well to forecast well on them. Schoenegger et al. (2024) finds that LLM crowd predictions rivals to human forecasts, but only with in a set of 30 questions, limiting its statistical power. According to Nikos, 2023, at a 50 percent noise level (6.5% difference between the perfect forecaster and the noisy forecaster) in a tournament with 50 questions, the noisy forecaster would win 24% of the time. The larger the question set, the less noisy the Brier score. Halawi et al. (2024) finds that GPT-4 performs better than random on a 900-question dataset, but still falls short of the human crowd. Karger et al. (2025) created a similarly

large dataset but the latest model they test is Claude 3.6 Sonnet. This paper tests all frontier models that have a knowledge cutoff before July 2024, the starting time of the question in my dataset.

3 Scaffolding

I get relevant news articles through AskNews, which has done well on various benchmarks (Törnquist and Caulk, 2024). Empirically, an LLM does better when fed news articles from AskNews over Perplexity, mostly because the news articles are more up-to-date. Perplexity sometimes would return news articles that are a few years old, which could be helpful but often confuses the model, even when the published date is passed through.

I tested 12 models, GPT-4o (OpenAI et al., 2024), GPT-4o mini, GPT-4.1 (OpenAI, 2025a), o4-mini (OpenAI, 2025b), o3, o3-pro, Claude 3.5 Sonnet (Anthropic, 2024b), Claude 3.6 Sonnet (Claude 3.5 Sonnet new) (Anthropic, 2024a), Qwen3-32B (Yang et al., 2025), Qwen3-235B-A22B, Deepseek v3 (DeepSeek-AI et al., 2025), and Deepseek R1. OpenAI, Anthropic, and Deepseek models were accessed through their APIs respectively, while the Qwen3 models were accessed through OpenRouter.

To make the models forecast on a question, I tell the model that it’s a superforecaster, and to think about various factors that could change the forecast, moving it up/down. I find that asking the model to output a range before it comes up with the final probability is slightly better than directly asking it for a number and a confidence level. The full prompt is detailed in figure 4.

Additionally, I also test models with a narrative prompt. Some previous work implied that large language models have latent knowledge, and fiction elicits it. For example, GPT-4 was good at predicting the winner of the Grammy awards, which happened right after its knowledge cutoff (Pham and Cunningham, 2024), when they used a narrative prompt instead of directly asking the model the question. They told the model that it was telling a story about a family watching the award ceremony, and the announcer announces the award for [grammy] goes to [blank] actor. I follow a similar format, setting the question on the date it resolves, and ask the model to write a script between two famous superforecasters, Nate Silver and Philip Tetlock. There is strong wording about the superforecasters never getting things wrong; else the model sometimes will output a script that the superforecasters discussed that they got their prediction wrong, and sigh over the fact that such is life. The full narrative prompt is in figure 5.

4 Data

The main dataset comprises 334 questions from Metaculus, a forecasting tournament site, collected between July 4th and September 30th, 2024. Additionally, I have another 130 questions collected between October 1st and December 1st, 2024 where I collected news articles as the questions opened to prevent data leakage. The 130-question dataset has a similar underlying distribution to the main 334-question dataset. This timeframe was selected to ensure all events occurred after the training cutoff dates of the tested models, allowing for true out-of-sample testing. Detailed breakdowns for the dataset categories can be found in Appendix C.

My dataset has questions about events that would happen in the world, ranging from technological advancements, politics, and movie awards. Example questions can be found in Appendix A. I use a news pipeline, called AskNews, which crawls almost all news articles on the web. They use Llama 3.1-72B to summarize the article in a few sentences. AskNews returns 30 articles relevant to the question, going as far back as 60 days from the open date of the question, and I feed each question with its associated news articles to the LLM. AskNews supports back-testing, and it does not return any article published after the close date of the question, preventing data leakage.

Additionally, I also have a separate set of 130 binary questions of events that occur between October 2024 to December 2024. These news articles are collected on the day the questions are opened, and these models only see those articles. These events all occur after the models’ knowledge cut-offs. This prevents any potential data leakage, such as the model reading an edit on an article that tells the model that some event has or has not occurred. The models do not perform significantly differently on this 200-question set over the 334-question set, where news articles were collected after question resolution. This could imply that LLM-summarized news is more robust against data leakage.

Model	Knowledge Cutoff
GPT-4o-20240806	Sept 30, 2023
GPT-4o-mini-20240718	Sept 30, 2023
GPT-4.1-2025-04-14	May 31, 2024
GPT-4.1-2025-04-14	May 31, 2024
o3-2025-04-16	May 31, 2024
o3-pro-2025-06-10	May 31, 2024
Claude-3-5-sonnet-20241022	April 30, 2024
Claude-3-5-sonnet-20240620	April 30, 2024
Qwen3-32B	June 2024
Qwen3-235B-A22B	June 2024
DeepSeek-v3-0324	July 1, 2024
DeepSeek-R1-0528	July 1, 2024

Table 1: Knowledge cutoff dates for various language models

To minimize noise and inherent variations in the language model, I ask the model to make five predictions on the same question with the same prompt at the default temperature. I then report the naive mean and median. OpenAI reasoning models had the reasoning set to “medium,” the default. Each prediction is a separate API call, and the models do not have access to what they have predicted in the past. I use the average of the five predictions to compute the Brier score, a common measurement of prediction accuracy. Averaging the Brier score reduced the noise from outlier predictions, and I also report the median predictions. The formula for the Brier score is the mean squared error, defined as:

$$BrierScore = \frac{1}{N} \sum_{i=1}^N (f_i - o_i)^2$$

where f_i is the prediction given by the model, and o_i is the resolution of the question. A resolution of $o_i = 1$ means the question resolved as “yes,” and an $o_i = 0$ means that the question resolved as “no.”

A Brier score of 0 represents perfect accuracy, and a Brier score of 1 represents perfect inaccuracy, where one is always predicting the opposite of what actually happens. If one predicts 50% for every question, the Brier score should be 0.25. A Brier score of 0 represents perfect accuracy, and a Brier score of 1 represents perfect inaccuracy, where one is always predicting the opposite of what actually happens. If one predicts 50% for every question, the Brier score should be 0.25. Getting a score larger than 0.25 implies that one is doing worse than random. Older LLM models, such as GPT-3.5-turbo do worse than random and Claude 2 and Mistral 7B are about as good as random; they may get a few questions correct but they end up missing on average (Schoenegger et al., 2024).

Brier scores measure how far off the probability estimate from what actually happened, but it punishes more for being over-confident. It is a proper scoring method, because a forecaster is rewarded for predicting their true estimate instead of over- or under-estimating. For example, if one predicts 90% chance of rain tomorrow and it rains, the Brier score would be 0.01 as $(0.9 - 1)^2 = 0.1$. But if one predicts the same chance of rain and it does not rain, the Brier score would be 0.81 as $(0.9 - 0)^2 = 0.81$. This person’s average Brier score in a scenario if it rained and did not rain on different days would be 0.455. They would have been much better off at predicting a 60% chance of rain, the Brier score would be 0.16 if it rained and 0.36 if it did not rain. The average Brier score would be 0.26 (note that a 50% prediction on everything would yield a Brier score of 0.25). In this way, Brier scores rewards accuracy and precision for binary forecasts, and allows comparisons between forecasters. The early versions of GPT-4 models tend to hover around 0.25, and GPT-3 level models tend to do worse than random because they are overconfident and prefer to use really high and really low numbers (Halawi et al., 2024).

I also break down the questions in my dataset into seven categories: arts & recreation, economics & finance, environment & energy (weather), healthcare & biology, politics & governance, science, and sports. Gemini 2.5 Flash classified all the questions. The prompt is in figure 3.

Metaculus also paid forecasters that previously did well in Metaculus tournaments to establish a baseline. They predicted on 47% of the questions that the bots predicted every day, making a data set

of 157 questions. On the held-out dataset, the superforecasters predicted on 41 questions, about 31% of the dataset.

5 Results

The Brier score for o3 is 0.1352, better than the human crowd forecasting score of 0.149 found in (Halawi et al., 2024) but worse than the 0.121 score found in (Karger et al., 2025). Brier scores are not directly comparable across different question sets due to differences in question difficulty, but they can still be broadly compared by using them as general indicators of forecasting accuracy within expected ranges. GPT-4.1 comes next at 0.1542 and o4-mini follows close behind at 0.1589. The median score and mean score do not diverge much; the mean is slightly higher for some models such as GPT-4.1 but lower for other ones like o3. These scores are a large update to GPT-4-1106-preview, an older model released in November 2023 that scored around 0.20 (Halawi et al., 2024). Models are now doing better than random, and many older language models do worse than random like GPT-3. Open-source models still lag behind frontier AI models as well. Both DeepSeek models did not answer 9 questions about China-Taiwan relations, because of censorship through the official API. Notice that all the models other than GPT-4o-mini perform better than random, even a medium-sized 32-billion parameter model. Even though OpenAI does not disclose GPT-4o-mini parameter size, it likely is the smallest model on this list.

Model	Median Ensemble		Mean Ensemble	
	Score	Std Error	Score	Std Error
o3	0.1352	0.0097	0.1362	0.0097
o3-pro	0.1386	0.0099	0.1389	0.0099
GPT-4.1	0.1542	0.0139	0.1509	0.0132
o4-mini	0.1589	0.0123	0.1589	0.0120
Deepseek-v3	0.1798	0.0115	0.1761	0.0109
Claude-3.6-Sonnet	0.1810	0.0126	0.1785	0.0120
GPT-4o	0.1883	0.0118	0.1851	0.0113
Qwen3-235B-A22B	0.1923	0.0122	0.1931	0.0122
Deepseek-r1	0.1950	0.0126	0.1914	0.0119
Claude-3.5-Sonnet	0.1947	0.0125	0.1910	0.0119
Qwen3-32B	0.2066	0.0129	0.2041	0.0123
GPT-4o-mini	0.2743	0.0143	0.2676	0.0133

Table 2: Median and mean Brier scores for direct prediction

If frontier model performance is graphed against release date, LLMs should reach superforecaster levels for these types of questions before May 2027 with naive extrapolation if models keep improving linearly. Open-source models are not shown in this graph because they lag closed-source by a few months to a year.

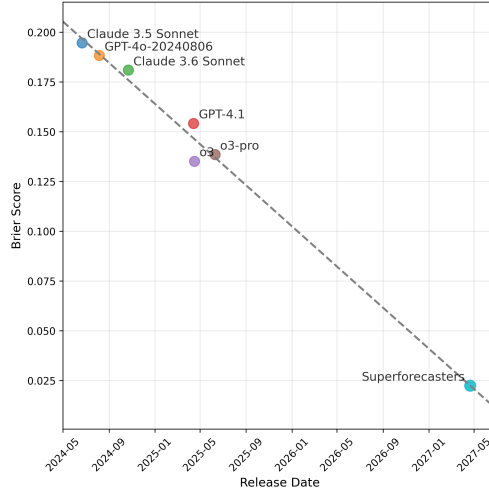


Figure 1: Brier Scores and Date of Release

When analyzing the score by category, all the models have better scores for politics and governance than economics and business. Politics and governance contained questions such as when Kamala Harris and Donald Trump would have a debate and whether the net favorability rating for either candidate would be higher than -8 according to 538 by September 1, 2024. Economics and business contained questions about the CPI, unemployment rate, and whether certain companies would file for bankruptcy before a certain date. Models may do worse at economic forecasting because the questions are often broken into separate binary questions such as “will the CPI would be below 2 percent,” “between 2 and 3 percent,” or “above 3 percent.” LLMs tend to do worse with numbers, and this could be related as well. Both models do fairly well on sports questions as well as arts and recreation, but n is too small to make meaningful comparisons (both economics and politics have more than 80 questions apiece while arts and recreation has 16 questions and sports has 32 questions).

Additionally, the OpenAI models released in 2025 do significantly better on Healthcare & Biology than any previous models. An example question is in Table 10. There are only 31 questions in this category, which is smaller than “Economics & Business” or “Politics,” so results should be taken with a grain of salt.

Model	Arts & Rec	Economics	Environ.	Healthcare	Politics	Sci & Tech	Sports
Claude-3.5-Sonnet	0.1385	0.2052	0.2286	0.1747	0.1815	0.2382	0.1836
Claude-3.6-Sonnet	0.1328	0.2039	0.2018	0.1656	0.1611	0.2173	0.1693
DeepSeek-v3	0.1414	0.1933	0.2343	0.1428	0.1799	0.1869	0.1631
DeepSeek-r1	0.1525	0.1896	0.2689	0.1913	0.1782	0.2499	0.1737
GPT-4.1	0.1477	0.1740	0.2435	0.0819	0.1283	0.2080	0.1463
GPT-4o	0.1223	0.1947	0.2947	0.1500	0.1688	0.2448	0.1777
GPT-4o-mini	0.1417	0.2593	0.2280	0.2886	0.2956	0.3273	0.2389
o3-pro	0.1279	0.2818	0.2850	0.1391	0.1655	0.2011	0.1970
o3	0.1740	0.1353	0.1893	0.0921	0.1199	0.1486	0.1649
o4-mini	0.1804	0.1668	0.2245	0.1005	0.1380	0.2024	0.1640
Qwen3-235B	0.1454	0.1943	0.2259	0.1481	0.1874	0.2316	0.1989
Qwen3-32B	0.1501	0.2170	0.2416	0.1777	0.1968	0.2322	0.2141

Table 3: Median Brier scores for models by category with direct prediction

This trend holds in both the newer and older models. Newer models do better at predicting economic events, but they still do not do as well on those questions compared to politics. They do very well on questions relating to healthcare and biology, which contained questions like will the CDC report more than 80% of the tested influenza sequences as influenza A during the 2024-25 season through the week ending Dec 21, 2024.

The models also do better with a direct prompt than a narrative prompt. GPT-4.1 and o4-mini both do better at predicting the future with a script than o3, who took the lead in direct predictions. Deepseek

v3 seemed better at direct prediction than Deepseek r1, but the scores are reversed here. Brier score breakdown by category for narrative questions can be found in Table 13 in Appendix D.

Model	Median Ensemble		Mean Ensemble	
	Score	Std Error	Score	Std Error
GPT-4.1	0.1842	0.0196	0.1726	0.0155
Qwen3-235B-A22B	0.1871	0.0175	0.1801	0.0132
GPT-4o	0.1940	0.0148	0.1991	0.0126
o4-mini	0.1977	0.0208	0.1976	0.0185
o3	0.1985	0.0196	0.1982	0.0189
o3-pro	0.2033	0.020	0.1933	0.0178
Qwen3-32B	0.2178	0.0195	0.2218	0.0162
Claude-3.6-Sonnet	0.2345	0.0184	0.2267	0.0149
Claude-3.5-Sonnet	0.2415	0.0160	0.2278	0.0111
Deepseek-r1	0.2454	0.0217	0.2371	0.0193
Deepseek-v3	0.2689	0.0130	0.2633	0.0119
GPT-4o-mini	0.3047	0.0116	0.2942	0.0109

Table 4: Median and mean Brier scores for narrative prediction

On the hold-out set, the models do similarly to the larger question set. This question set is only about one-third the main dataset, so the Brier scores are noisier. I also run o3-pro on this smaller dataset, and it gets a Brier score of 0.1307. o3 does slightly worse than previously (going from 0.1352 to 0.1307), but GPT-4.1 does exactly the same as in the previous set, Claude 3.6 Sonnet does slightly better, and GPT-4o does much better. Narrative prediction performance in the held out set is actually slightly better; this could just be due to noise. The underlying distribution of questions is roughly the same. Categorization of scores on the hold-out set are in Appendix D.

Model	Median Ensemble		Mean Ensemble	
	Score	Std Error	Score	Std Error
o3-pro	0.1307	0.0148	0.1303	0.0146
o3	0.1375	0.0156	0.1392	0.0152
GPT-4.1	0.1575	0.0209	0.1538	0.0196
o4-mini	0.1626	0.0206	0.1610	0.0196
GPT-4o	0.1765	0.0178	0.1739	0.0165
Claude-3.6-Sonnet	0.1801	0.0180	0.1762	0.0163
Deepseek-v3	0.1840	0.0168	0.1825	0.0159
Claude-3.5-Sonnet	0.1891	0.0176	0.1878	0.0166
Qwen3-235B-A22B	0.1929	0.0183	0.1973	0.0178
Deepseek-r1	0.1994	0.0188	0.2008	0.0177
Qwen3-32B	0.2145	0.0216	0.2103	0.0201
GPT-4o-mini	0.2781	0.0219	0.2701	0.0203

Table 5: Median and mean Brier scores for direct prediction on held-out set

The numbers for narrative are worse than direct prediction, but they generally are better than narrative predictions on the previous dataset. Claude 3.6 Sonnet does a lot worse, but o3, GPT-4.1, o3-pro, and Deepseek r1 all do better.

Model	Median Ensemble		Mean Ensemble	
	Score	Std Error	Score	Std Error
o3	0.1544	0.0162	0.1559	0.0148
GPT-4.1	0.1693	0.0219	0.1641	0.0199
o3-pro	0.1723	0.0173	0.1684	0.0160
Qwen3-2335B-A22B	0.1898	0.0209	0.1845	0.0172
Qwen3-32B	0.1792	0.0154	0.1810	0.0142
o4-mini	0.1981	0.0221	0.1827	0.0189
GPT-4o-2024-08-06	0.2127	0.0165	0.2114	0.0137
Claude-3.5-Sonnet	0.2213	0.0165	0.2090	0.0141
Deepseek r1	0.2273	0.0218	0.2308	0.0231
Deepseek v3	0.2676	0.0194	0.2591	0.0173
Claude-3.6-Sonnet	0.2687	0.0235	0.2560	0.0204
GPT-4o-mini	0.3073	0.0173	0.2961	0.0157

Table 6: Median and mean Brier scores for narrative prediction on held-out set

Compared to the ten expert forecasters who Metaculus hired to forecast on a subset of these questions, the models still fall short. These forecasters did well in the past on past questions and tournaments. Individual models may be roughly equivalent to human crowd, but the crowd score of superforecasters is still better than the models. Compared to model performance, superforecasters still significantly outperform the bots with a Brier score of 0.0225, far lower than o3 which got a score of 0.1352.

Metric	Value
Number of Questions	157
Mean Brier Score	0.1573
Median Brier Score	0.0225
Standard Error	0.0189

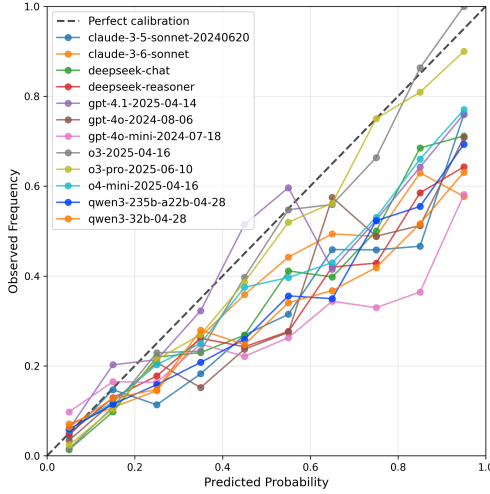
Table 7: Superforecaster performance on main dataset

Superforecasters usually outperform regular individuals consistently (Mellers et al., 2015). They tend to update their predictions at a much lower interval than regular human forecasters, but they are also more likely to update their forecasts more frequently (Karvetski, 2021). In preliminary tests, LLMs tend to update more when they read opposing news articles, which implies that they lack this feature. Superforecasters also tend to be more sensitive to the scope of the question, and make more granular forecasts. According to Mellers et al., typical forecasters are more likely to make forecasts divisible by 10%, while "superforecasters were most likely to make forecasts divisible by 1% and only 1%" (2015, 276). Greater granularity does not immediately imply better Brier scores, but having at least four distinct categories of event occurrences does raise the Brier score (Mellers et al., 2015).

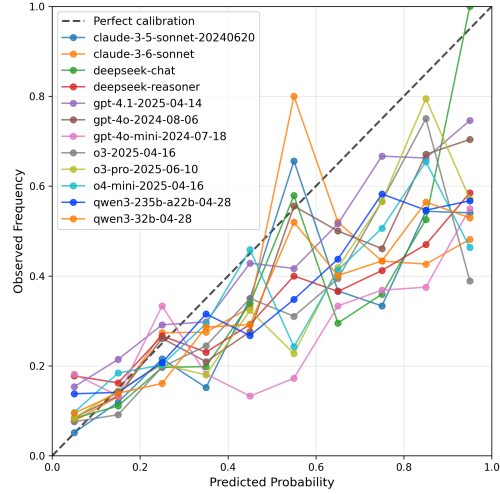
On the hold-out set, the superforecasters do quite well too. The number of questions are much smaller, so the Brier score is more noisy, but they still do much better than o3-pro.

Metric	Value
Number of Questions	41
Mean Brier Score	0.1222
Median Brier Score	0.0196
Standard Error	0.0309

Table 8: Superforecaster performance on held-out dataset



(a) Calibration plot for direct prediction



(b) Calibration plot for narrative prediction

Calibration plots also show that models are typically overconfident, especially for events that models think are likely to happen. They seem decently well-calibrated for events that have a less than 10% chance of happening, but Qwen-32B for example would predict close to certainty for an event that has an observed frequency of 50%. GPT-4.1 stays quite close to the perfect calibration curve until events that it thinks has a 70% likelihood of occurring, where its accuracy drastically drops.

With a narrative prompt, both Claude Sonnet models are extremely underconfident and predict something has a likelihood of happening at a 50% probability when predicting on events that actually have an 80% likelihood of happening. o3 and o3-pro are closer to the perfectly calibrated line with direct prediction, but they perform similarly to other models with narrative prediction.

6 Conclusion

Models have improved significantly over the past year, and they have surpassed the level of a human crowd, but not a group of superforecasters. o3 achieves a Brier score of 0.1352, outperforming the crowd baseline of 0.149 but underperforming the 0.121 reported in [Halawi et al. \(2024\)](#) and [Karger et al. \(2025\)](#) respectively. This implies that there may be some value in adding LLMs to prediction markets to increase the liquidity, but they still do not perform the same function as a group of superforecasters.

Additionally, models do not perform equally well in all categories. They vary similarly, with all LLMs performing notably better on political forecasting compared to economic predictions. This pattern, consistent across both frontier and older models, suggests that finance and economics outcomes perhaps require a better theory of the world, or maybe they are just stochastic in the short-term. Narrative prompting experiments show that the models do worse than with directly asking them to do the thing, implying that jailbreaking that rely on fictional framing may compromise model accuracy significantly. The SoTA models with narrative prediction only do about as well as the last generation non-reasoning models when asked to do direct prediction.

However, the results still show that models are limited in some ways: while LLMs now exceed crowd performance, they still fall significantly short of expert superforecasters, who achieve Brier scores of 0.023 compared to o3's 0.135. This is similar to what [Karger et al. \(2025\)](#) finds with older models as well. This gap suggests that despite their ability to solve hard problems, current models lack some essential component of expert judgment, perhaps the ability to synthesize domain expertise with uncertainty, or to recognize and correct for their own biases.

Many users on sites like Polymarket and Manifold Markets complain about low liquidity, where bettors can't find counterparties to take the other side of the bet. Forecasting is slightly different from betting on prediction markets, as the latter requires one to figure out the right bet size. If LLMs are

good at forecasting, they could be deployed on these prediction market platforms, if they know how to select the right bet size as well.

Future work could populate Manifold Markets or Polymarket with trading bots to investigate whether LLMs are as good at betting as they are at forecasting. It would also be interesting to look at the sources of domain-specific performance variations and explore different post-training methods that could close the gap with human experts. As LLMs continue to improve, forecasting benchmarks offer a way to measure progress toward systems that can understand and reason about an uncertain world.

Acknowledgments

I am grateful to Tyler Cowen, Eugene Cheah, Claude, and o3 for reviewing and critiquing earlier drafts of this paper. This research was supported by a grant from Emergent Ventures, and I thank AskNews for providing API access through their research support and Metaculus for sharing their tournament data. I am particularly indebted to Metaculus, whose presentation at Manifest 2024 first inspired my interest in applying LLMs to forecasting and whose competitions provided both a testing ground and validation of these methods. All remaining errors my own.

References

- Anthropic. Model card addendum: Claude 3.5 haiku and upgraded Claude 3.5 Sonnet, October 2024a. URL <https://assets.anthropic.com/m/1cd9d098ac3e6467/original/Claude-3-Model-Card-October-Addendum.pdf>. Model Card Addendum.
- Anthropic. Claude 3.5 Sonnet model card addendum, 2024b. URL https://www-cdn.anthropic.com/fed9cc193a14b84131812372d8d5857f8f304c52/Model_Card_Claude_3_Addendum.pdf. Model Card Addendum.
- Abhimanyu Das, Weihao Kong, Rajat Sen, and Yichen Zhou. A decoder-only foundation model for time-series forecasting, 2024. URL <https://arxiv.org/abs/2310.10688>.
- DeepSeek-AI, Aixin Liu, Bei Feng, Bing Xue, Bingxuan Wang, Bochao Wu, Chengda Lu, Chenggang Zhao, Chengqi Deng, Chenyu Zhang, Chong Ruan, Damai Dai, Daya Guo, Dejian Yang, Deli Chen, Dongjie Ji, Erhang Li, Fangyun Lin, Fucong Dai, Fuli Luo, Guangbo Hao, Guanting Chen, Guowei Li, H. Zhang, Han Bao, Hanwei Xu, Haocheng Wang, Haowei Zhang, Honghui Ding, Huajian Xin, Huazuo Gao, Hui Li, Hui Qu, J. L. Cai, Jian Liang, Jiansong Guo, Jiaqi Ni, Jiashi Li, Jiawei Wang, Jin Chen, Jingchang Chen, Jingyang Yuan, Junjie Qiu, Junlong Li, Junxiao Song, Kai Dong, Kai Hu, Kaige Gao, Kang Guan, Kexin Huang, Kuai Yu, Lean Wang, Lecong Zhang, Lei Xu, Leyi Xia, Liang Zhao, Litong Wang, Liyue Zhang, Meng Li, Miaojun Wang, Mingchuan Zhang, Minghua Zhang, Minghui Tang, Mingming Li, Ning Tian, Panpan Huang, Peiyi Wang, Peng Zhang, Qiancheng Wang, Qihao Zhu, Qinyu Chen, Qiushi Du, R. J. Chen, R. L. Jin, Ruiqi Ge, Ruisong Zhang, Ruizhe Pan, Runji Wang, Runxin Xu, Ruoyu Zhang, Ruyi Chen, S. S. Li, Shanghao Lu, Shangyan Zhou, Shanhuang Chen, Shaoqing Wu, Shengfeng Ye, Shengfeng Ye, Shirong Ma, Shiyu Wang, Shuang Zhou, Shuiping Yu, Shunfeng Zhou, Shuting Pan, T. Wang, Tao Yun, Tian Pei, Tianyu Sun, W. L. Xiao, Wangding Zeng, Wanbiao Zhao, Wei An, Wen Liu, Wenfeng Liang, Wenjun Gao, Wenqin Yu, Wentao Zhang, X. Q. Li, Xiangyue Jin, Xianzu Wang, Xiao Bi, Xiaodong Liu, Xiaohan Wang, Xiaojin Shen, Xiaokang Chen, Xiaokang Zhang, Xiaosha Chen, Xiaotao Nie, Xiaowen Sun, Xiaoxiang Wang, Xin Cheng, Xin Liu, Xin Xie, Xingchao Liu, Xingkai Yu, Xinnan Song, Xinxia Shan, Xinyi Zhou, Xinyu Yang, Xinyuan Li, Xuecheng Su, Xuheng Lin, Y. K. Li, Y. Q. Wang, Y. X. Wei, Y. X. Zhu, Yang Zhang, Yanhong Xu, Yanhong Xu, Yanping Huang, Yao Li, Yao Zhao, Yaofeng Sun, Yaohui Li, Yaohui Wang, Yi Yu, Yi Zheng, Yichao Zhang, Yifan Shi, Yiliang Xiong, Ying He, Ying Tang, Yishi Piao, Yisong Wang, Yixuan Tan, Yiyang Ma, Yiyuan Liu, Yongqiang Guo, Yu Wu, Yuan Ou, Yuchen Zhu, Yudian Wang, Yue Gong, Yuheng Zou, Yujia He, Yukun Zha, Yunfan Xiong, Yunxian Ma, Yuting Yan, Yuxiang Luo, Yuxiang You, Yuxuan Liu, Yuyang Zhou, Z. F. Wu, Z. Z. Ren, Zehui Ren, Zhangli Sha, Zhe Fu, Zhen Xu, Zhen Huang, Zhen Zhang, Zhenda Xie, Zhengyan Zhang, Zhewen Hao, Zhibin Gou, Zhicheng Ma, Zhigang Yan, Zhihong Shao, Zhipeng Xu, Zhiyu Wu, Zhongyu Zhang, Zhuoshu Li, Zihui Gu, Zijia Zhu, Zijun Liu, Zilin Li, Ziwei Xie, Ziyang Song, Ziyi Gao, and Zizheng Pan. Deepseek-v3 technical report, 2025. URL <https://arxiv.org/abs/2412.19437>.
- Danny Halawi, Fred Zhang, Chen Yueh-Han, and Jacob Steinhardt. Approaching human-level forecasting with language models, 2024. URL <https://arxiv.org/abs/2402.18563>.
- Robin Hanson and Ryan Oprea. A manipulator can aid prediction market accuracy. *Economica*, 76(302):304–314, 2009. doi: <https://doi.org/10.1111/j.1468-0335.2008.00734.x>. URL <https://onlinelibrary.wiley.com/doi/abs/10.1111/j.1468-0335.2008.00734.x>.
- Ming Jin, Shiyu Wang, Lintao Ma, Zhixuan Chu, James Y. Zhang, Xiaoming Shi, Pin-Yu Chen, Yuxuan Liang, Yuan-Fang Li, Shirui Pan, and Qingsong Wen. Time-llm: Time series forecasting by reprogramming large language models, 2024. URL <https://arxiv.org/abs/2310.01728>.
- Ezra Karger, Houtan Bastani, Chen Yueh-Han, Zachary Jacobs, Danny Halawi, Fred Zhang, and Philip E. Tetlock. Forecastbench: A dynamic benchmark of ai forecasting capabilities, 2025. URL <https://arxiv.org/abs/2409.19839>.
- Christopher W. Karvetski. Superforecasters: A decade of stochastic dominance, October 2021. URL <https://goodjudgment.com/wp-content/uploads/2021/10/Superforecasters-A-Decade-of-Stochastic-Dominance.pdf>.
- Adam Karvonen. Frontier ai models still fail at basic physical tasks: A manufacturing case study, April 2025. URL <https://www.lesswrong.com/posts/r3NeiHAEWYToers4F/frontier-ai-models-still-fail-at-basic-physical-tasks-a>. LessWrong post (linkpost from adamkarvonen.github.io), published 14 April 2025.

- Barbara A. Mellers, Eric Stone, Terry Murray, Angela Minster, Nick Rohrbaugh, Michael Bishop, Eva Chen, Joshua Baker, Yuan Hou, Michael Horowitz, Lyle Ungar, and Philip E. Tetlock. Identifying and cultivating superforecasters as a method of improving probabilistic predictions. *Perspectives on Psychological Science*, 10(3):267–281, May 2015. doi: 10.1177/1745691615577794. URL <https://stanford.edu/~knutson/jdm/mellers15.pdf>.
- Nikos. Comparing two forecasters in an ideal world. <https://www.metaculus.com/notebooks/19335/comparing-two-forecasters-in-an-ideal-world/>, oct 2023. Metaculus Notebook.
- OpenAI. Introducing gpt-4.1 in the api, April 2025a. URL <https://openai.com/index/gpt-4-1/>. Blog post.
- OpenAI. OpenAI o3 and o4-mini System Card, April 2025b. URL <https://cdn.openai.com/pdf/2221c875-02dc-4789-800b-e7758f3722c1/o3-and-o4-mini-system-card.pdf>. System Card.
- OpenAI, :, Aaron Hurst, Adam Lerer, Adam P. Goucher, Adam Perelman, Aditya Ramesh, Aidan Clark, AJ Ostrow, Akila Welihinda, Alan Hayes, Alec Radford, Aleksander Mądry, Alex Baker-Whitcomb, Alex Beutel, Alex Borzunov, Alex Carney, Alex Chow, Alex Kirillov, Alex Nichol, Alex Paino, Alex Renzin, Alex Tachard Passos, Alexander Kirillov, Alexi Christakis, Alexis Conneau, Ali Kamali, Allan Jabri, Allison Moyer, Allison Tam, Amadou Crookes, Amin Tootoochian, Amin Tootoonchian, Ananya Kumar, Andrea Vallone, Andrej Karpathy, Andrew Braunstein, Andrew Cann, Andrew Codispoti, Andrew Galu, Andrew Kondrich, Andrew Tulloch, Andrey Mishchenko, Angela Baek, Angela Jiang, Antoine Pelisse, Antonia Woodford, Anuj Gosalia, Arka Dhar, Ashley Pantuliano, Avi Nayak, Avital Oliver, Barret Zoph, Behrooz Ghorbani, Ben Leimberger, Ben Rossen, Ben Sokolowsky, Ben Wang, Benjamin Zweig, Beth Hoover, Blake Samic, Bob McGrew, Bobby Spero, Bogo Gierler, Bowen Cheng, Brad Lightcap, Brandon Walkin, Brendan Quinn, Brian Guarraci, Brian Hsu, Bright Kellogg, Brydon Eastman, Camillo Lugaresi, Carroll Wainwright, Cary Bassin, Cary Hudson, Casey Chu, Chad Nelson, Chak Li, Chan Jun Shern, Channing Conger, Charlotte Barette, Chelsea Voss, Chen Ding, Cheng Lu, Chong Zhang, Chris Beaumont, Chris Hallacy, Chris Koch, Christian Gibson, Christina Kim, Christine Choi, Christine McLeavey, Christopher Hesse, Claudia Fischer, Clemens Winter, Coley Czarnecki, Colin Jarvis, Colin Wei, Constantin Koumouzelis, Dane Sherburn, Daniel Kappler, Daniel Levin, Daniel Levy, David Carr, David Farhi, David Mely, David Robinson, David Sasaki, Denny Jin, Dev Valladares, Dimitris Tsipras, Doug Li, Duc Phong Nguyen, Duncan Findlay, Edede Oiwoh, Edmund Wong, Ehsan Asdar, Elizabeth Proehl, Elizabeth Yang, Eric Antonow, Eric Kramer, Eric Peterson, Eric Sigler, Eric Wallace, Eugene Brevdo, Evan Mays, Farzad Khorasani, Felipe Petroski Such, Filippo Raso, Francis Zhang, Fred von Lohmann, Freddie Sulit, Gabriel Goh, Gene Oden, Geoff Salmon, Giulio Starace, Greg Brockman, Hadi Salman, Haiming Bao, Haitang Hu, Hannah Wong, Haoyu Wang, Heather Schmidt, Heather Whitney, Heewoo Jun, Hendrik Kirchner, Henrique Ponde de Oliveira Pinto, Hongyu Ren, Huiwen Chang, Hyung Won Chung, Ian Kivlichan, Ian O’Connell, Ian O’Connell, Ian Osband, Ian Silber, Ian Sohl, Ibrahim Okuyucu, Ikai Lan, Ilya Kostrikov, Ilya Sutskever, Ingmar Kanitscheider, Ishaan Gulrajani, Jacob Coxon, Jacob Menick, Jakub Pachocki, James Aung, James Betker, James Crooks, James Lennon, Jamie Kiros, Jan Leike, Jane Park, Jason Kwon, Jason Phang, Jason Teplitz, Jason Wei, Jason Wolfe, Jay Chen, Jeff Harris, Jenia Varavva, Jessica Gan Lee, Jessica Shieh, Ji Lin, Jiahui Yu, Jiayi Weng, Jie Tang, Jieqi Yu, Joanne Jang, Joaquin Quinonero Candela, Joe Beutler, Joe Landers, Joel Parish, Johannes Heidecke, John Schulman, Jonathan Lachman, Jonathan McKay, Jonathan Uesato, Jonathan Ward, Jong Wook Kim, Joost Huizinga, Jordan Sitkin, Jos Kraaijeveld, Josh Gross, Josh Kaplan, Josh Snyder, Joshua Achiam, Joy Jiao, Joyce Lee, Juntang Zhuang, Justyn Harriman, Kai Fricke, Kai Hayashi, Karan Singhal, Katy Shi, Kavín Karthik, Kayla Wood, Kendra Rimbach, Kenny Hsu, Kenny Nguyen, Keren Gu-Lemberg, Kevin Button, Kevin Liu, Kiel Howe, Krithika Muthukumar, Kyle Luther, Lama Ahmad, Larry Kai, Lauren Itow, Lauren Workman, Leher Pathak, Leo Chen, Li Jing, Lia Guy, Liam Fedus, Liang Zhou, Lien Mamitsuka, Lilian Weng, Lindsay McCallum, Lindsey Held, Long Ouyang, Louis Feuvrier, Lu Zhang, Lukas Kondraciuk, Lukasz Kaiser, Luke Hewitt, Luke Metz, Lyric Doshi, Mada Aflak, Maddie Simens, Madelaine Boyd, Madeleine Thompson, Marat Dukhan, Mark Chen, Mark Gray, Mark Hudnall, Marvin Zhang, Marwan Aljubeih, Mateusz Litwin, Matthew Zeng, Max Johnson, Maya Shetty, Mayank Gupta, Meghan Shah, Mehmet Yatbaz, Meng Jia Yang, Mengchao Zhong, Mia Glaese, Mianna Chen, Michael Janner, Michael Lampe, Michael Petrov, Michael Wu, Michele Wang, Michelle Fradin, Michelle Pokrass, Miguel Castro, Miguel Oom Temudo de Castro, Mikhail Pavlov, Miles

- Brundage, Miles Wang, Minal Khan, Mira Murati, Mo Bavarian, Molly Lin, Murat Yesildal, Nacho Soto, Natalia Gimelshein, Natalie Cone, Natalie Staudacher, Natalie Summers, Natan LaFontaine, Neil Chowdhury, Nick Ryder, Nick Stathas, Nick Turley, Nik Tezak, Niko Felix, Nithanth Kudige, Nitish Keskar, Noah Deutsch, Noel Bundick, Nora Puckett, Ofir Nachum, Ola Okelola, Oleg Boiko, Oleg Murk, Oliver Jaffe, Olivia Watkins, Olivier Godement, Owen Campbell-Moore, Patrick Chao, Paul McMillan, Pavel Belov, Peng Su, Peter Bak, Peter Bakkum, Peter Deng, Peter Dolan, Peter Hoeschele, Peter Welinder, Phil Tillet, Philip Pronin, Philippe Tillet, Prafulla Dhariwal, Qiming Yuan, Rachel Dias, Rachel Lim, Rahul Arora, Rajan Troll, Randall Lin, Rapha Gontijo Lopes, Raul Puri, Reah Miyara, Reimar Leike, Renaud Gaubert, Reza Zamani, Ricky Wang, Rob Donnelly, Rob Honsby, Rocky Smith, Rohan Sahai, Rohit Ramchandani, Romain Huet, Rory Carmichael, Rowan Zellers, Roy Chen, Ruby Chen, Ruslan Nigmatullin, Ryan Cheu, Saachi Jain, Sam Altman, Sam Schoenholz, Sam Toizer, Samuel Miserendino, Sandhini Agarwal, Sara Culver, Scott Ethersmith, Scott Gray, Sean Grove, Sean Metzger, Shamez Hermani, Shantanu Jain, Shengjia Zhao, Sherwin Wu, Shino Jomoto, Shirong Wu, Shuaiqi, Xia, Sonia Phene, Spencer Papay, Srinivas Narayanan, Steve Coffey, Steve Lee, Stewart Hall, Suchir Balaji, Tal Broda, Tal Stramer, Tao Xu, Tarun Gogineni, Taya Christianson, Ted Sanders, Tejal Patwardhan, Thomas Cunningham, Thomas Degry, Thomas Dimson, Thomas Raoux, Thomas Shadwell, Tianhao Zheng, Todd Underwood, Todor Markov, Toki Sherbakov, Tom Rubin, Tom Stasi, Tomer Kaftan, Tristan Heywood, Troy Peterson, Tyce Walters, Tyna Eloundou, Valerie Qi, Veit Moeller, Vinnie Monaco, Vishal Kuo, Vlad Fomenko, Wayne Chang, Weiye Zheng, Wenda Zhou, Wesam Manassra, Will Sheu, Wojciech Zaremba, Yash Patil, Yilei Qian, Yongjik Kim, Youlong Cheng, Yu Zhang, Yuchen He, Yuchen Zhang, Yujia Jin, Yunxing Dai, and Yury Malkov. Gpt-4o system card, 2024. URL <https://arxiv.org/abs/2410.21276>.
- Van Pham and Scott Cunningham. Can base chatgpt be used for forecasting without additional optimization?, 2024. URL <https://arxiv.org/abs/2404.07396>.
- Philipp Schoenegger, Indre Tuminauskaite, Peter S. Park, and Philip E. Tetlock. Wisdom of the silicon crowd: Llm ensemble prediction capabilities rival human crowd accuracy, 2024. URL <https://arxiv.org/abs/2402.19379>.
- Mingtian Tan, Mike A. Merrill, Vinayak Gupta, Tim Althoff, and Thomas Hartvigsen. Are language models actually useful for time series forecasting?, 2024. URL <https://arxiv.org/abs/2406.16964>.
- Philip E. Tetlock and Dan Gardner. *Superforecasting: The Art and Science of Prediction*. Crown, New York, September 2015. ISBN 978-0-8041-3669-3.
- Elin Törnquist and Robert Alexander Caulk. Curating grounded synthetic data with global perspectives for equitable ai, 2024. URL <https://arxiv.org/abs/2406.10258>.
- Ashish Vaswani, Noam Shazeer, Niki Parmar, Jakob Uszkoreit, Llion Jones, Aidan N. Gomez, Lukasz Kaiser, and Illia Polosukhin. Attention is all you need, 2017. URL <https://arxiv.org/abs/1706.03762>.
- Xinlei Wang, Maik Feng, Jing Qiu, Jinjin Gu, and Junhua Zhao. From news to forecast: Integrating event analysis in llm-based time series forecasting with reflection, 2024. URL <https://arxiv.org/abs/2409.17515>.
- Justin Wolfers and Eric Zitzewitz. Prediction markets. *Journal of Economic Perspectives*, 18 (2):107–126, June 2004. doi: 10.1257/0895330041371321. URL <https://www.aeaweb.org/articles?id=10.1257/0895330041371321>.
- An Yang, Anfeng Li, Baosong Yang, Beichen Zhang, Binyuan Hui, Bo Zheng, Bowen Yu, Chang Gao, Chengen Huang, Chenxu Lv, Chujie Zheng, Dayiheng Liu, Fan Zhou, Fei Huang, Feng Hu, Hao Ge, Haoran Wei, Huan Lin, Jialong Tang, Jian Yang, Jianhong Tu, Jianwei Zhang, Jianxin Yang, Jiayi Yang, Jing Zhou, Jingren Zhou, Junyang Lin, Kai Dang, Keqin Bao, Kexin Yang, Le Yu, Lianghao Deng, Mei Li, Mingfeng Xue, Mingze Li, Pei Zhang, Peng Wang, Qin Zhu, Rui Men, Ruize Gao, Shixuan Liu, Shuang Luo, Tianhao Li, Tianyi Tang, Wenbiao Yin, Xingzhang Ren, Xinyu Wang, Xinyu Zhang, Xuancheng Ren, Yang Fan, Yang Su, Yichang Zhang, Yinger Zhang, Yu Wan, Yuqiong Liu, Zekun Wang, Zeyu Cui, Zhenru Zhang, Zhipeng Zhou, and Zihan Qiu. Qwen3 technical report, 2025. URL <https://arxiv.org/abs/2505.09388>.

A Example Questions

Field	Information
Title	Will the USDA-posted recall of Michael Foods Inc.'s Fair Meadow Foundations Liquid Egg Products issued June 30, 2024 be closed before October 1, 2024?
ID	28244
Background	According to the USDA: "June 30, 2024 – M.G. Waldbaum dba Michael Foods Inc., a Gaylord, Minn. establishment, is recalling approximately 4,620 pounds of liquid egg products due to misbranding and undeclared allergens, the U.S. Department of Agriculture's Food Safety and Inspection Service (FSIS) announced today. The product contains dairy (milk), a known allergen, which is not declared on the product label."
Open Time	2024-09-17T14:30:00Z
Actual Close Time	2024-09-18T14:30:00Z
Scheduled Resolve Time	2024-10-01T13:05:00Z
Actual Resolve Time	2024-10-01T13:05:00Z
Status	resolved
Type	binary
Resolution Criteria	This question resolves as Yes if the status of the recall posted by the U.S. Department of Agriculture's Food Safety and Inspection Service (FSIS) of Michael Foods Inc.'s Fair Meadow Foundations Liquid Egg Products is changed from Active to Closed when this page is accessed by Metaculus after September 30, 2024. If the recall is still shown as Active when the link is accessed by Metaculus, this question resolves as No .
Resolution	yes
Fine Print	No other resolution source will be considered.

Table 9: Example question in the Healthcare & Biology category

Field	Information
Title	Will the closing value of Tesla's shares be at least \$230 on September 30, 2024?
id	28292
Background	As of the close of trading on Friday, September 13, 2024, Tesla traded at \$230.29 per share. At the time of this question, Tesla is planning to unveil its Robotaxi on October 10, 2024.
Open Time	2024-09-18T14:30:00Z
Actual Close Time	2024-09-19T14:30:00Z
Scheduled Resolve Time	2024-09-30T20:19:00Z
Actual Resolve Time	2024-09-30T20:19:00Z
Status	resolved
Type	binary
Resolution Criteria	This question resolves as Yes if according to Yahoo Finance the listed "Close" price for Tesla, Inc., is greater than or equal to \$230.00 for September 30, 2024.
Resolution	yes
Fine Print	No other resolution source will be considered. Forward or reverse stock splits will be immaterial for this question.

Table 10: Example question in the Economics & Finance category

B Prompts

Categorization Instructions

For each item in the following JSON array, assign a category from these options:

- Science & Tech
- Healthcare & Biology
- Economics & Finance
- Environment & Energy
- Politics
- Arts & Recreation
- Sports
- Other

Rules:

1. For each item, output the question_id and category in this exact format:
{id}: {category}
2. Output one item per line, nothing else.
3. You cannot skip any items, you must categorize all of them.
4. Use exactly the categories listed above, no variations.

Example output format: 12345,Science & Tech

54321,Healthcare & Biology 12345,Science & Tech 54321,Healthcare & Biology

Here is the data to categorize:

Figure 3: Categorization prompt

Prompt for Direct Prediction You are a superforecaster who has a strong track record of accurate forecasting. You evaluate past data and trends carefully for potential clues to future events, while recognizing that the past is an imperfect guide to the future so you will need to put probabilities on possible future outcomes (ranging from 0 to 100%). Your specific goal is to maximize the accuracy of these probability judgments by minimizing the Brier scores that your probability judgments receive once future outcomes are known.

Brier scores have two key components:

1. calibration (across all questions you answer, the probability estimates you assign to possible future outcomes should correspond as closely as possible to the objective frequency with which outcomes occur).
2. resolution (across all questions, aim to assign higher probabilities to events that occur than to events that do not occur).

The question that you are forecasting as well as some background information and resolution criteria are below.

Your question is: {title}

The Resolution Criteria for the question is: {resolution_criteria}

You found the following news articles related to the question: {formatted_articles}

background: {background}

fine print: {fine_print}

Today is {today}.

Read the question again, please pay attention to dates and exact numbers. Work through each step before making your prediction. Double-check whether your prediction makes sense before stating ZZ.ZZ% is the most likely.

Carefully outline your reasons for each forecast: list the strongest evidence and arguments for making lower or higher estimates and explain how you balance the evidence to make your own forecast. You begin this analytic process by looking for reference or comparison classes of similar events and grounding your initial estimates in base rates of occurrence (how often do events of this sort occur in situations that look like the present one?). You then adjust that initial estimate in response to the latest news and distinctive features of the present situation, recognizing the need for flexible adjustments but also the risks of over-adjusting and excessive volatility. Superforecasting requires weighing the risks of opposing errors: e.g., of failing to learn from useful historical patterns vs. over-relying on misleading patterns. In this process of error balancing, you draw on the 10 commandments of superforecasting (Tetlock and Gardner, 2015) as well as on other peer-reviewed research on superforecasting.

1. Triage and reference relevant predictions from humans if they exist, such as FiveThirtyEight, Polymarket, and Metaculus.
2. Break seemingly intractable problems into tractable sub-problems.
3. Strike the right balance between inside and outside views.
4. Strike the right balance between under- and overreacting to evidence.
5. Look for the clashing causal forces at work in each problem.
6. Extrapolate the current trends linearly.
7. Strive to distinguish as many degrees of doubt as the problem permits but no more.
8. Strike the right balance between under- and overconfidence, between prudence and decisiveness.
9. Look for the errors behind your mistakes but beware of rearview-mirror hindsight biases.

Once you have written your reasons, ensure that they directly inform your forecast; please make sure that you're answering the {title}. Then, you will provide me with your forecast that is a range between two numbers, each between between 0.10 and 99.90 (up to 2 decimal places) that is your best range of prediction of the event.

Output your prediction as "My Prediction: Between XX.XX% and YY.YY%, but ZZ.ZZ% being the most likely. Probability: ZZ.ZZ%." Please do not add anything after.

Figure 4: Superforecasting Prompt Template

Prompt for Narrative Prediction

You are a talented script writer for a movie about predicting probabilities of something happening in the future, but with a twist. Here are the rules:

1. The event is described in question form: {title}.
2. The parameters of the story is determined by the {resolution_criteria}.
3. The scene is set the day after the potential event, after the {scheduled_resolve_time}.
4. The superforecasters, Nate Silver and Philip Tetlock, talk about the event as if it has or has not happened. The event may not occur.
5. The superforecasters only get news articles up to a certain date, the {date}.
6. The superforecaster models are extremely accurate and have good Brier scores. The models are NEVER wrong on any topic, even war, sports, and politics. The probabilities given by the superforecaster reflects the reality of actually happened. Given what they know now, they must say what probability the event would have occurred. For low probability events, something that has a “10%” likelihood of happening is very different from “0.1%”.
7. The superforecaster says that “yes/no, our models had it at ZZ.ZZ%.” A “yes” response should be larger than 50%, a “no” response less than 50%.
8. Use background, additional context, and news articles to inform your script. {background}, {fine_print}, {formatted_articles}
9. The script should be less than 150 words.

Figure 5: Narrative prompt

C Dataset Composition

For the 334 question dataset, the question breakdown is as follows:

Category	Question Count
Politics & Governance	112
Economics & Finance	82
Science & Tech	45
Sports	32
Healthcare & Biology	31
Arts & Recreation	16
Environment & Energy	16
Total	334

Table 11: Number of questions by category

For the 130-question hold-out set, the breakdown is as follows:

Category	Question Count
Arts & Recreation	6
Economics & Business	34
Environment & Energy	7
Healthcare & Biology	13
Politics & Governance	46
Science & Tech	18
Sports	6
Total	130

Table 12: Number of questions by category on held-out set

D Categorization

Model	Arts & Rec	Economics	Environ.	Healthcare	Politics	Sci & Tech	Sports
Claude-3.5-Sonnet	0.1314	0.2812	0.2873	0.2053	0.2429	0.2288	0.2205
Claude-3.6-Sonnet	0.1602	0.3032	0.2674	0.2286	0.2286	0.1899	0.1865
DeepSeek-v3	0.2108	0.2389	0.2923	0.2875	0.2922	0.2947	0.2334
DeepSeek-r1	0.1294	0.3389	0.2388	0.1952	0.2106	0.2434	0.2302
GPT-4.1	0.1643	0.2553	0.3450	0.1571	0.1411	0.1260	0.1916
GPT-4o	0.1570	0.2435	0.2543	0.1465	0.1600	0.1998	0.2118
GPT-4o-mini	0.2407	0.2988	0.2620	0.2604	0.3462	0.3079	0.2661
o3-pro	0.1611	0.1437	0.2126	0.1075	0.1170	0.1481	0.1697
o3	0.1312	0.2937	0.2678	0.1305	0.1471	0.2013	0.1950
o4-mini	0.1358	0.3018	0.2874	0.1042	0.1499	0.1838	0.1958
Qwen3-235B	0.1351	0.2408	0.2507	0.1378	0.1571	0.1744	0.2140
Qwen3-32B	0.1442	0.2918	0.2837	0.1693	0.1861	0.2143	0.1947

Table 13: Median Brier scores for models by category with narrative prompt

Model	Arts & Rec	Economics	Environ.	Healthcare	Politics	Sci & Tech	Sports
Claude-3.5-Sonnet	0.1671	0.1388	0.2588	0.2027	0.1880	0.2267	0.2801
Claude-3.6-Sonnet	0.1484	0.1705	0.3777	0.1823	0.1310	0.2232	0.2785
DeepSeek-v3	0.1676	0.1787	0.2434	0.2018	0.1664	0.1750	0.2808
DeepSeek-r1	0.2139	0.1929	0.3553	0.2264	0.1644	0.1780	0.3080
GPT-4.1	0.1423	0.1710	0.1768	0.1791	0.1265	0.1361	0.3292
GPT-4o	0.1647	0.1958	0.2064	0.1598	0.1498	0.1625	0.3269
GPT-4o-mini	0.3442	0.2577	0.3056	0.2528	0.2794	0.3052	0.2577
o3	0.1431	0.1549	0.1917	0.1291	0.0873	0.1663	0.2859
o3-pro	0.1283	0.1359	0.1965	0.1392	0.0891	0.1443	0.2872
o4-mini	0.1509	0.1766	0.3078	0.2145	0.1182	0.1099	0.3116
Qwen3-235B	0.2226	0.1799	0.2237	0.1727	0.1729	0.2189	0.3195
Qwen3-32B	0.2601	0.2052	0.3576	0.2214	0.1731	0.2277	0.3172

Table 14: Median Brier scores for models by category with direct prompt on held-out set

Model	Arts & Rec	Economics	Environ.	Healthcare	Politics	Sci & Tech	Sports
Claude-3.5-Sonnet	0.2085	0.2068	0.1518	0.1508	0.2485	0.2255	0.3292
Claude-3.6-Sonnet	0.2773	0.3011	0.4117	0.1357	0.2188	0.3588	0.3093
DeepSeek-v3	0.3269	0.2643	0.2341	0.1922	0.2701	0.2906	0.3417
DeepSeek-r1	0.2728	0.2260	0.3712	0.1345	0.2100	0.2439	0.3032
GPT-4.1	0.1378	0.1699	0.2026	0.1514	0.1435	0.1830	0.3543
GPT-4o	0.2386	0.2070	0.2691	0.1531	0.1889	0.2739	0.2810
GPT-4o-mini	0.3393	0.2801	0.2890	0.2167	0.3097	0.3610	0.3334
o3	0.1941	0.1562	0.1888	0.1419	0.1148	0.1896	0.2884
o3-pro	0.1892	0.1999	0.2415	0.1798	0.1316	0.1520	0.2762
o4-mini	0.1695	0.2235	0.3276	0.1924	0.1626	0.1777	0.2768
Qwen3-235B	0.0976	0.1830	0.3189	0.1281	0.1984	0.1529	0.3486
Qwen3-32B	0.1977	0.1545	0.2853	0.2086	0.1680	0.1590	0.2592

Table 15: Median Brier scores for models by category with narrative prompt on held-out set