

Direction Estimation of Sound Sources Using Microphone Arrays and Signal Strength

Mahdi Ali Pour
Computer Science & Engineering
Sabancı University
Istanbul, Turkey
mahdialipour@sabanciuniv.edu

Utku Gunay Acer
Computer Network
Sabancı University
Istanbul, Turkey
utku.acer@sabanciuniv.edu

Abstract—Sound-tracking refers to the process of determining the direction from which a sound originates, making it a fundamental component of sound source localization. This capability is essential in a variety of applications, including security systems, acoustic monitoring, and speaker tracking, where accurately identifying the direction of a sound source enables real-time responses, efficient resource allocation, and improved situational awareness. While sound-tracking is closely related to localization, it specifically focuses on identifying the direction of the sound source rather than estimating its exact position in space. Despite its utility, sound-tracking systems face several challenges, such as maintaining directional accuracy and precision, along with the need for sophisticated hardware configurations and complex signal processing algorithms. This paper presents a sound-tracking method using three electret microphones. We estimate the direction of a sound source using a lightweight method that analyzes signals from three strategically placed microphones. By comparing the average power of the received signals, the system infers the most probable direction of the sound. The results indicate that the power level from each microphone effectively determines the sound source direction. The proposed technique offers distinct advantages over existing sound-tracking methods. Our system employs a straightforward and cost-effective hardware design, ensuring simplicity and affordability in implementation. It achieves a localization error of less than 6 degrees and a precision of 98%. Additionally, its effortless integration with various systems makes it versatile and adaptable. Consequently, this technique presents a robust and reliable solution for sound-tracking and localization, with potential applications spanning diverse domains such as security systems, smart homes, and acoustic monitoring.

Index Terms—Sound-tracking

The source code of the project is available on our GitHub repository:
<https://github.com/mahdi943/soundlocalization>

I. INTRODUCTION

The ability to detect sounds and determine their direction has become important in modern intelligent systems. This functionality supports various applications, such as smart home automation and interactive voice-based systems. For instance, identifying the direction of a sound can help locate a speaker in a room, trace the source of

environmental noise, or respond appropriately to specific acoustic events [1]. As demand grows for systems that are more responsive to their surroundings, directional sound sensing has the potential as a key component in enhancing situational awareness and context-aware behavior.

Technology designed to locate and follow sound sources has been widely integrated into robotics [2], search-and-rescue operations [3], and surveillance [4], demonstrating its effectiveness in real-world scenarios [5]. Such advancements enable more intuitive interactions with devices, improving responsiveness to user commands. We believe directional audio detection is particularly beneficial in applications where pinpointing a sound's origin enhances functionality. For instance, in smart homes, voice assistants like Amazon Alexa and Google Assistant utilize this capability to determine a user's location within a room, allowing for more effective responses. Similarly, adaptive audio systems in home theaters use spatial awareness to enhance sound distribution, creating immersive listening experiences tailored to the user's position.

While sound localization generally refers to estimating the exact position of a sound source in space, sound tracking specifically focuses on determining the direction from which the sound originates. Localization aims to provide precise spatial coordinates, which often requires complex sensor arrays and extensive computation. In contrast, sound tracking emphasizes directional information, enabling real-time responsiveness with fewer sensors and simpler processing. This distinction allows sound tracking to serve as a lightweight, cost-effective alternative in scenarios where directionality is sufficient for the task at hand.

Many existing sound localization methods rely on complex hardware setups, intensive signal processing, and high computational demands. While these approaches offer high accuracy, they are often impractical for lightweight, low-cost applications. To address this, we propose a simple and efficient method for detecting

the direction of sound sources using a minimal sensor setup, designed to operate with limited processing resources.

This work focuses on enabling directional sound-tracking for use in responsive systems such as smart home devices, interactive robots, and compact automation solutions. By estimating the direction of incoming sounds in real time, the proposed method supports adaptive behavior in resource-constrained environments, offering a practical alternative to more computationally intensive localization techniques.

Our approach employs a vector-based technique to accurately detect sound direction by computing the sum of sound signal vectors arranged in a rectangular configuration. For instance, if a sound originates from the left, the vector representation will reflect this directional characteristic. This capability is crucial for swiftly identifying potential threats in security systems and enhancing the responsiveness of smart home devices by dynamically adjusting settings based on user positions.

While machine learning and beamforming techniques are prevalent in the field of sound localization, our method distinguishes itself through its simplicity and affordability. By utilizing readily available Arduino boards and electret microphones, we simplify the assembly and configuration process, thereby enhancing accessibility for various applications. This approach holds great promise for improving systems that rely on precise sound source detection and tracking, especially in environments where budget constraints or deployment speed are critical considerations.

II. RELATED WORK

A. Sound Source Localization (SSL)

Sound source localization (SSL) is a core component in many applications, including source separation [6], automatic speech recognition (ASR) [7], speech enhancement [8], noise control [9], and room acoustics analysis [10]. SSL typically aims to determine the position or direction of a sound source using sensor data.

Classical approaches to SSL include Time Difference of Arrival (TDOA), which computes the delay in signal arrival between multiple microphones, and phase-based techniques that leverage phase shifts of the audio signal across sensors [11], [12]. Beamforming methods also play a central role in SSL, using microphone arrays to estimate direction based on signal alignment over time [13], [14].

Other localization strategies involve Bayesian filtering [15], [16], triangulation [17], [18], and direction-surface intersection models [19], [20], all offering increased precision at the cost of complexity.

Microphone arrays are frequently employed for their spatial resolution capabilities, although systems with

large arrays or high sampling rates can become computationally intensive [21]. Recent research has explored machine learning approaches to classify sound direction using raw or pre-processed signal data [22], [23].

B. Sound Source Tracking

In dynamic environments, tracking the direction of a moving sound source over time is essential. Traditional SSL methods have been extended to enable real-time tracking using Kalman filters, particle filters, or hybrid probabilistic models [24]. These models can update the sound source's estimated direction continuously, improving robustness to noise and source movement.

Sound-based sensing also plays a significant role in human-centered applications, such as speaker tracking for smart environments [25], productivity tools [26], [27], and acoustic monitoring in mobile and wearable devices [22].

One relevant example is intensity-based tracking, where the direction is inferred by comparing sound intensity differences across microphones [28]. While less complex than TDOA or beamforming, these methods may offer faster processing at the expense of some spatial accuracy.

C. Summary and Motivation

While traditional SSL and tracking methods offer high accuracy, they often require large microphone arrays, complex signal processing algorithms, and high computational power—making them less ideal for lightweight or low-cost systems.

In contrast, our work focuses on a simple, intensity-based method that relies on only three microphones and does not require time delay or phase computations. This enables a more practical, scalable, and cost-effective solution for indoor directional sound-tracking, suitable for applications such as smart homes, speaker-following systems, and acoustic event detection.

III. APPROACH

In this section, we describe the hardware and software setup used to implement our sound localization system. We then provide a detailed explanation of the components, the underlying methodology, and the measurement process involved in evaluating the system's performance.

A. Methodology

In this section, we explain how our approach determines the direction of a sound source by analyzing the intensity of sound signals captured by three microphones. The microphones are placed at 0° , 120° , and 240° , measured counterclockwise from a defined 0° reference axis aligned with the x-axis of the device. When the sound intensity detected by any of the microphones exceeds a predefined threshold (Algorithm 1,

Algorithm 1: Sound Localization Algorithm

```

1 Input: Sound signal  $S$ , number of samples  $N$ ,
  threshold  $T$ 
2 Output: Sound angle, sound magnitude, servo
  motor position
3 if  $S > T$  then
4   foreach microphone  $M_i$  do
5     // Collect and average samples
6      $Array_i \leftarrow$  Collect  $N$  samples from  $S$ 
7      $Avg_i \leftarrow$  Average of  $Array_i$ 
8     // Convert average signals to polar form
9      $V_i \leftarrow$  Polar vector from  $Avg_i$ 
10     $R_i \leftarrow$  Rectangular form of  $V_i$ 
11  end
12  // Calculate the resultant vector
13   $X \leftarrow \sum R_i[0]$  // Sum of x-components
14   $Y \leftarrow \sum R_i[1]$  // Sum of y-components
15  // Compute final magnitude and angle
16   $ResultMag \leftarrow \sqrt{X^2 + Y^2}$ 
17   $ResultAngle \leftarrow \text{atan2}(Y, X)$ 
18  // Showing the position with servo motor
19   $Servo \leftarrow ServoPos$ 
20 end

```

line 3), the system begins collecting a fixed number of amplitude samples from all three microphones (line 6). These samples reflect the sound signal's strength over time and are used in the subsequent direction estimation process.

For each microphone, the average amplitude of the collected samples is calculated (line 7). These averages are then interpreted as vectors in polar form, where the magnitude corresponds to the average signal power received, and the angle corresponds to the microphone's position. Specifically, we define three polar vectors, each represented as a tuple in the form (θ, r) , where θ is the angle and r is the average signal power. These vectors— α , β , and γ —are shown in Equations 1–3.

$$\alpha = (120^\circ, \text{PowerAvg}_1) \quad (1)$$

$$\beta = (0^\circ, \text{PowerAvg}_2) \quad (2)$$

$$\gamma = (240^\circ, \text{PowerAvg}_3) \quad (3)$$

These polar vectors are converted to rectangular (Cartesian) form using standard trigonometric conversion, resulting in vectors $R = (x, y)$, where $x = r \cdot \cos(\theta)$ and $y = r \cdot \sin(\theta)$.

$$R_1 = (r_\alpha \cdot \cos(\theta_\alpha), r_\alpha \cdot \sin(\theta_\alpha)) \quad (4)$$

$$R_2 = (r_\beta \cdot \cos(\theta_\beta), r_\beta \cdot \sin(\theta_\beta)) \quad (5)$$

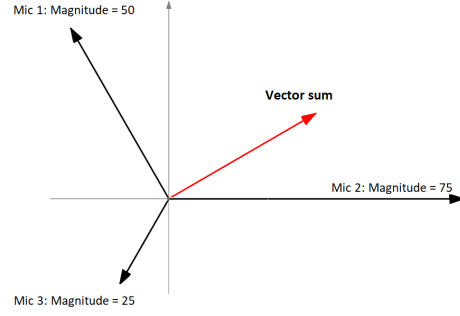


Figure 1. Example showing the magnitudes of signals from three different microphones in black, and their vector sum in red, representing the resulting sound direction.

$$R_3 = (r_\gamma \cdot \cos(\theta_\gamma), r_\gamma \cdot \sin(\theta_\gamma)) \quad (6)$$

The three rectangular vectors are summed component-wise $R_{\text{total}} = (X, Y)$ to compute the resulting direction vector, where:

$$X = \sum_{i=1}^3 R_{x_i} \quad (7)$$

$$Y = \sum_{i=1}^3 R_{y_i} \quad (8)$$

The final direction of the sound source is determined by converting the resultant rectangular vector back to polar coordinates. The magnitude and angle are computed as follows:

$$\text{ResultMag} = \sqrt{X^2 + Y^2} \quad (9)$$

$$\text{ResultAngle} = \text{atan2}(Y, X) \quad (10)$$

The atan2 function returns the angle (in radians) between the positive x -axis and the point (X, Y) , accounting for the correct quadrant of the angle. This ensures an accurate directional result in the full $[-\pi, \pi]$ range.

As illustrated in Figure 1, the black vectors represent the average intensity from each microphone, and the red vector shows their summation, indicating the estimated direction of the sound source. This method allows real-time directional estimation using minimal hardware and straightforward computations.

B. Implementation

The implemented sound-tracking system consists of three electret microphones arranged on a circular surface at equal angular intervals (0° , 120° , and 240°), each positioned 15 cm from the center. These microphones

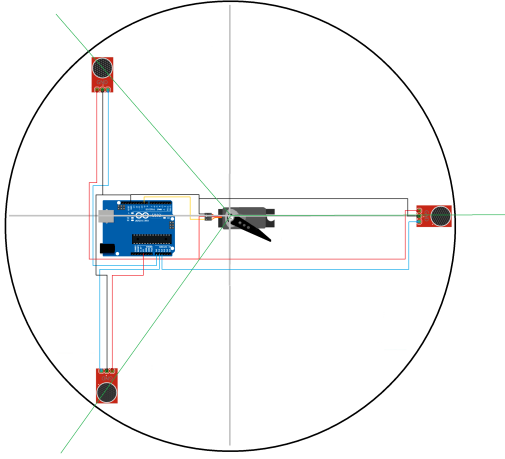


Figure 2. Circuit diagram represents the location of microphones and the servo motor in the center. Each microphone is 120 degrees from the next microphone, which shows on the green axis.

capture sound signals from different directions and are connected to LM358 operational amplifiers to boost the signal strength. The amplified outputs are fed into an Arduino board, which processes the signals and determines the direction of the incoming sound. A servo motor, also connected to the Arduino, rotates an indicator shaft toward the detected sound direction. Figure 2 illustrates the complete hardware setup, which is designed to be low-cost, efficient, and suitable for compact applications.

IV. RESULTS

A. Experimental Setup and Design

To evaluate the performance of our sound-tracking system, we conducted 60 experiments using a 2-second audio clip played from a cellphone. The phone was positioned 35 cm from the center of the robot—close enough to ensure that all microphones received the signal, yet far enough to avoid saturation or directional bias. The phone was placed at different angles (20° and 120°) on a circular platform, and the system estimated the direction of the sound using the algorithm described earlier.

Each sound event triggered the collection of a fixed number of samples from the three microphones. The servo motor’s directional tracking accuracy was then evaluated by converting the resulting vectors into rectangular coordinates using Equations 7 and 8. These were plotted as polar scatter plots (scatterpolar) to visually represent the direction and magnitude of the resulting vectors in (X,Y) format.

B. Vector Visualization and Interpretation

For each angle setting (120° and 20°), 30 tests were conducted. The vectors generated from each test were

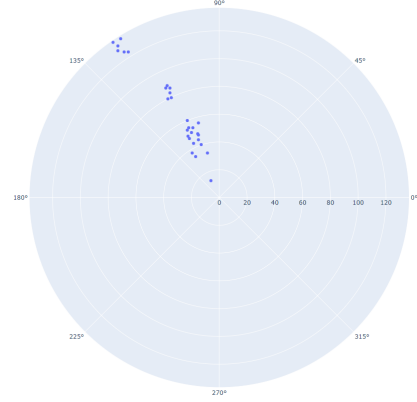


Figure 3. Detecting sound source angles and magnitude at 120 degrees

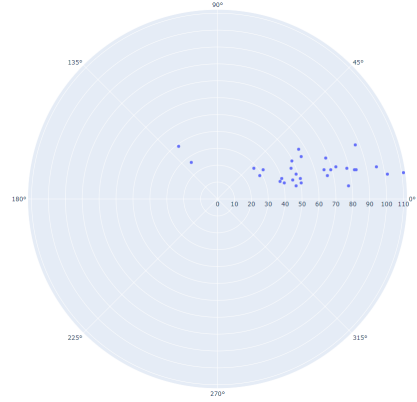


Figure 4. Detecting sound source angles and magnitude at 0 degrees

visualized in Figures 3 and 4, respectively. Each dot in the scatterplot represents one test instance. The concentration of points along distinct directions indicates consistent directional estimation. Variations in the distance of points from the origin reflect differences in signal strength—stronger signals appearing farther from the center, and weaker ones appearing closer.

Variability in signal magnitude arises due to environmental noise and the inherent sensitivity differences among microphones. These factors contribute to minor deviations from ideal alignment in the plotted vectors but do not significantly affect the overall directional accuracy.

C. Accuracy and Precision Analysis

To ensure robustness, a 6% trimming was applied to the sorted angle datasets, removing outliers and retaining 26 data points per target angle. At 120° , the system achieved an average accuracy of 5.26° with a precision of 3.26° , and at 20° , an accuracy of 7.11° with a precision of 4.01° .

These precision values were further interpreted in relation to a full 360° scale using the formula:

$$\text{Precision} = \left(1 - \frac{\text{Precision in Degrees}}{360} \right) \times 100$$

This corresponds to approximately 98.9% and 98.8% accuracy, respectively, reinforcing the high reliability of our approach.

Table I
ACCURACY AND PRECISION AT DIFFERENT ANGLES

Metric	120 Degrees	20 Degrees
Number of Tests	30	30
Length of Trimmed Test	26	26
Accuracy (Degrees)	5.26	7.11
Precision (Degrees)	3.26	4.01
Precision Percentage	98.9%	98.8%

D. Conclusion

Overall, the results demonstrate that the proposed sound-tracking system is capable of estimating the direction of a sound source with high accuracy and consistency. The system remains robust under different angular positions and moderate environmental noise, making it suitable for applications such as smart home automation and security surveillance.

V. FUTURE WORK

Based on the method presented in this study, there are several potential routes for future work to improve and expand the sound-tracking system's capabilities. One possible enhancement would be to improve the precision of the sound-tracking by including more accurate microphones and implementing a beam-forming technique in addition to our approach to compute the direction of the sound source. Furthermore, incorporating machine learning techniques could improve the system's ability to classify the direction of the sound based on audio signal characteristics, as well as anticipate the distance of the sound source.

Another direction for future work is to expand the capabilities of the system to track multiple sounds simultaneously by using multiple servo motors, each controlled by a separate set of microphones and vectors. Developing a user interface to display the direction of the sound and control the servo motor in real time could also be a valuable addition to the system.

To increase robustness, future versions of the system could integrate noise reduction methods and microphone calibration to mitigate environmental interference. The low-cost and low-complexity design has proven effective in controlled tests, and extending this to more complex environments—such as those with physical or acoustic obstacles—could help assess the system's real-world performance and limitations.

Testing the system in various environments and scenarios may provide useful insights into its performance and highlight opportunities for improvement. Exploring the method's possible applications in noise-canceling devices or security systems could also open up new avenues for this technology.

VI. CONCLUSION

This paper presents a simple and cost-effective method for sound-tracking using an Arduino, three electret microphones, three LM358 op-amps, and a servo motor. By calculating the sum of vectors in rectangular form, we were able to determine the direction of the sound source with high accuracy. The results of our experiment demonstrated that the servo motor was able to track the direction of the sound source, and the recorded audio was clear and reliable.

The technique we presented in this study offers a practical and affordable solution for sound localization and tracking, with potential applications in various areas such as security, surveillance, and audio recording. It is particularly useful in scenarios where directional audio is required, such as in video conferencing, sound engineering, and audio equipment testing.

Direction detection plays a critical role in sound source localization, as it allows systems to spatially orient themselves toward a sound-emitting object. This directional awareness enhances the system's ability to respond to audio stimuli, improves context awareness in robotics and automation, and enables more efficient resource focus in smart environments. Accurately detecting the direction from which a sound originates is often the first step in identifying, isolating, or responding to the source—making it a cornerstone for real-world applications.

Moreover, this method provides an excellent alternative to expensive commercial sound-tracking systems, which are often complex and difficult to use. It offers a simple and effective way to detect and record audio and control a servo motor based on the direction of the sound.

Finally, our study provides a valuable contribution to the field of sound-tracking and offers a promising solution for sound localization and tracking with an affordable and practical approach. Future research could focus on improving the design and implementation of the sound-tracking system by incorporating additional microphones and sensors to enhance its accuracy and precision. Furthermore, additional testing and experimentation could be conducted to evaluate the system's performance in different environments and conditions.

REFERENCES

- [1] T. Yamada, K. Itoyama, K. Nishida, and K. Nakadai, "Assessment of sound source tracking using multiple drones

- equipped with multiple microphone arrays,” *International Journal of Environmental Research and Public Health*, vol. 18, no. 17, 2021. [Online]. Available: <https://www.mdpi.com/1660-4601/18/17/9039>
- [2] D. Desai and N. Mehendale, “A review on sound source localization systems,” *Archives of Computational Methods in Engineering*, vol. 29, no. 7, pp. 4631–4642, 2022.
 - [3] A. Deleforge, “Drone audition for search and rescue: Datasets and challenges,” in *QUIET DRONES International Symposium on UAV/UAS Noise*, 2020.
 - [4] A. Khan, A. Waqar, B. Kim, and D. Park, “A review on recent advances in sound source localization techniques, challenges, and applications,” *Sensors and Actuators Reports*, vol. 9, p. 100313, 2025. [Online]. Available: <https://www.sciencedirect.com/science/article/pii/S2666053925000311>
 - [5] C. Evers, H. W. Löllmann, H. Mellmann, A. Schmidt, H. Barfuss, P. A. Naylor, and W. Kellermann, “The locata challenge: Acoustic source localization and tracking,” *IEEE/ACM Transactions on Audio, Speech, and Language Processing*, vol. 28, pp. 1620–1643, 2020.
 - [6] S. E. Chazan, H. Hammer, G. Hazan, J. Goldberger, and S. Ganot, “Multi-microphone speaker separation based on deep doa estimation,” in *2019 27th European Signal Processing Conference (EUSIPCO)*. IEEE, 2019, pp. 1–5.
 - [7] H.-Y. Lee, J.-W. Cho, M. Kim, and H.-M. Park, “Dnn-based feature enhancement using doa-constrained ica for robust speech recognition,” *IEEE Signal Processing Letters*, vol. 23, no. 8, pp. 1091–1095, 2016.
 - [8] A. Xenaki, J. Bünsow Boldt, and M. Græsbøll Christensen, “Sound source localization and speech enhancement with sparse bayesian learning beamforming,” *The Journal of the Acoustical Society of America*, vol. 143, no. 6, pp. 3912–3921, 2018.
 - [9] P. Chiariotti, M. Martarelli, and P. Castellini, “Acoustic beamforming for noise source localization—reviews, methodology and applications,” *Mechanical Systems and Signal Processing*, vol. 120, pp. 422–448, 2019.
 - [10] S. V. Amengual Garí, W. Lachenmayr, and E. Mommertz, “Spatial analysis and auralization of room acoustics using a tetrahedral microphone,” *The Journal of the Acoustical Society of America*, vol. 141, no. 4, pp. EL369–EL374, 2017.
 - [11] K. Wang and M. Zhang, “Sound source localization system based on tdoa algorithm,” in *Intelligent Computing Technology and Automation*. IOS Press, 2024, pp. 350–356.
 - [12] Z. Heydari and A. Mahabadi, “Real-time tdoa-based stationary sound source direction finding,” *Multimedia Tools and Applications*, vol. 82, no. 26, pp. 39 929–39 960, 2023.
 - [13] I. Potamitis, H. Chen, and G. Tremoulis, “Tracking of multiple moving speakers with multiple microphone arrays,” *IEEE Transactions on Speech and Audio Processing*, vol. 12, no. 5, pp. 520–529, 2004.
 - [14] J.-Y. Lee, S.-y. Chi, J.-Y. Lee, M. Hahn, and Y.-J. Cho, “Real-time sound localization using time difference for human robot interaction,” *IFAC Proceedings Volumes*, vol. 38, no. 1, pp. 54–57, 2005.
 - [15] J.-M. Valin, F. Michaud, and J. Rouat, “Robust 3d localization and tracking of sound sources using beamforming and particle filtering,” in *2006 IEEE International Conference on Acoustics Speech and Signal Processing Proceedings*, vol. 4. IEEE, 2006, pp. IV–IV.
 - [16] Q. V. Nguyen, F. Colas, E. Vincent, and F. Charpillat, “Localizing an intermittent and moving sound source using a mobile robot,” in *2016 IEEE/RSJ International Conference on Intelligent Robots and Systems (IROS)*. IEEE, 2016, pp. 1986–1991.
 - [17] D. Gabriel, R. Kojima, K. Hoshiba, K. Itoyama, K. Nishida, and K. Nakadai, “2d sound source position estimation using microphone arrays and its application to a vr-based bird song analysis system,” *Advanced Robotics*, vol. 33, no. 7-8, pp. 403–414, 2019.
 - [18] C. T. Ishi, J. Even, and N. Hagita, “Speech activity detection and face orientation estimation using multiple microphone arrays and human position information,” in *2015 IEEE/RSJ International Conference on Intelligent Robots and Systems (IROS)*. IEEE, 2015, pp. 5574–5579.
 - [19] M. Wakabayashi, K. Washizaka, K. Hoshiba, K. Nakadai, H. G. Okuno, and M. Kumon, “Design and implementation of real-time visualization of sound source positions by drone audition,” in *2020 IEEE/SICE International Symposium on System Integration (SII)*, 2020, pp. 814–819.
 - [20] K. Hoshiba, K. Washizaki, M. Wakabayashi, T. Ishiki, M. Kumon, Y. Bando, D. Gabriel, K. Nakadai, and H. G. Okuno, “Design of uav-embedded microphone array system for sound source localization in outdoor environments,” *Sensors*, vol. 17, no. 11, p. 2535, 2017.
 - [21] A. Portello, G. Bustamante, P. Danès, J. Piat, and J. Manhes, “Active localization of an intermittent sound source from a moving binaural sensor,” in *European Acoustics Association Forum Acusticum*, 2014, p. 12p.
 - [22] M. Rabbi, S. Ali, T. Choudhury, and E. Berke, “Passive and in-situ assessment of mental and physical well-being using mobile sensors,” in *Proceedings of the 13th international conference on Ubiquitous computing*, 2011, pp. 385–394.
 - [23] T. H. Park, J. Turner, M. Musick, J. H. Lee, C. Jacoby, C. Mydlarz, and J. Salamon, “Sensing urban soundscapes,” in *EDBT/ICDT Workshops*, 2014, pp. 375–382.
 - [24] J.-S. Lauzon, F. Grondin, D. Létoirneau, A. L. Desbiens, and F. Michaud, “Localization of rw-uavs using particle filtering over distributed microphone arrays,” in *2017 IEEE/RSJ International Conference on Intelligent Robots and Systems (IROS)*. IEEE, 2017, pp. 2479–2484.
 - [25] X. Li, L. Girin, F. Badeig, and R. Horaud, “Reverberant sound localization with a robot head based on direct-path relative transfer function,” in *2016 IEEE/RSJ International Conference on Intelligent Robots and Systems (IROS)*. IEEE, 2016, pp. 2819–2826.
 - [26] W.-T. Tan, M. Baker, B. Lee, and R. Samadani, “The sound of silence,” in *Proceedings of the 11th ACM Conference on Embedded Networked Sensor Systems*, 2013, pp. 1–14.
 - [27] Y. Lee, C. Min, C. Hwang, J. Lee, I. Hwang, Y. Ju, C. Yoo, M. Moon, U. Lee, and J. Song, “Sociophone: Everyday face-to-face interaction monitoring platform using multi-phone sensor fusion,” in *Proceeding of the 11th annual international conference on Mobile systems, applications, and services*, 2013, pp. 375–388.
 - [28] A. A. Mohammed Nadzri and J. E. Raja, “Real-time sound source localization using intensity variations muhammad,” in *2024 IEEE Asia-Pacific Conference on Applied Electromagnetics (APACE)*, 2024, pp. 373–376.