

# SPEAR: Structured Pruning for Spiking Neural Networks via Synaptic Operation Estimation and Reinforcement Learning

Hui Xie<sup>1</sup> Yuhe Liu<sup>1</sup> Shaoqi Yang<sup>1</sup> Jinyang Guo<sup>1</sup> Yufei Guo<sup>2</sup>  
 Yuqing Ma<sup>1</sup> Jiabin Chen<sup>1</sup> Jiaheng Liu<sup>3</sup> Xianglong Liu<sup>1</sup>

<sup>1</sup>Beihang University <sup>2</sup>Intelligent Science & Technology Academy of CASIC <sup>3</sup>Nanjing University  
 {xiehui,yuheliu,23373203,jinyangguo,mayuqing,jiabinchen,xlliu}@buaa.edu.cn  
 yfguo@pku.edu.cn liujiaheng@nju.edu.cn

## Abstract

While deep spiking neural networks (SNNs) demonstrate superior performance, their deployment on resource-constrained neuromorphic hardware still remains challenging. Network pruning offers a viable solution by reducing both parameters and synaptic operations (SynOps) to facilitate the edge deployment of SNNs, among which search-based pruning methods search for the SNNs structure after pruning. However, existing search-based methods fail to directly use SynOps as the constraint because it will dynamically change in the searching process, resulting in the final searched network violating the expected SynOps target. In this paper, we introduce a novel SNN pruning framework called SPEAR, which leverages reinforcement learning (RL) technique to directly use SynOps as the searching constraint. To avoid the violation of SynOps requirements, we first propose a SynOps prediction mechanism called LRE to accurately predict the final SynOps after search. Observing SynOps cannot be explicitly calculated and added to constrain the action in RL, we propose a novel reward called TAR to stabilize the searching. Extensive experiments show that our SPEAR framework can effectively compress SNN under specific SynOps constraint.

## 1 Introduction

Recently, Spiking Neural Networks (SNNs) have attract many attention because of their high energy efficiency and superior performance [60, 41, 50, 31, 44]. However, the limited resources of edge neuromorphic hardware [1, 43, 7] hinder the deployment of deep SNNs. Structured pruning technology can effectively compress SNN to reduce the network parameters and computation, making it a viable solution for the deployment SNNs on edge neuromorphic devices.

Current SNN structured pruning methods can be categorized into design-based methods [10, 6] and search-based methods [34, 35]. Design-based methods prune the channel based on channel importance criteria. As these approaches need to manually design the pruned network structure, the network architecture after pruning remains sub-optimal. Search-based approaches utilize network architecture search technique to automatically search for the optimal pruned network under a specific constraint. However, as one of the most important metric for energy efficiency [48, 52], existing methods fail to directly use synaptic operations (SynOps) as the constraint in the searching process. As a result, the SynOps remains high after compression by using existing pruning approaches (see Table. 1), making the deployment of compressed model challenging.

It is a non-trivial task to use SynOps as the constraint for searching. First, different from the FLOPs in artificial neural networks (ANNs), SynOps will significantly change after finetuning, which is

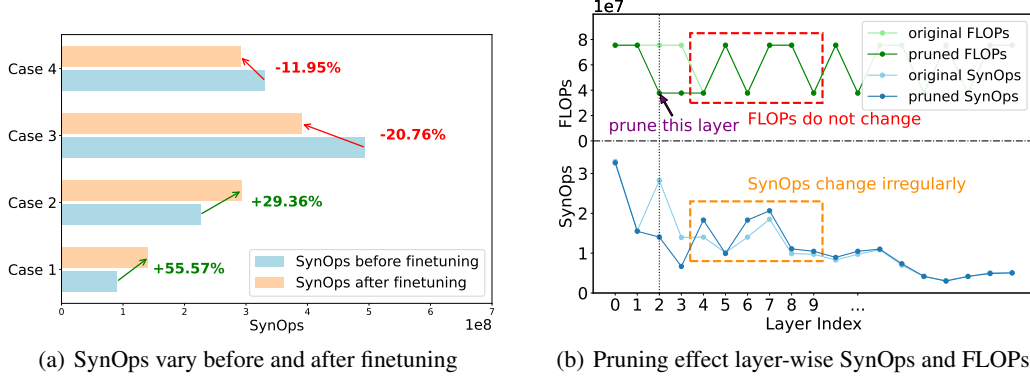


Figure 1: Characteristics of SynOps in finetuning and pruning

a standard operation in the pruning approaches. Fig. 1(a) shows the SynOps of pruned models before and after finetuning. We observe SynOps exhibit irregular and significant variations after the finetuning operation. Therefore, the searched network may violate or deviate far beyond the constraints after finetuning. On the other hand, if we use SynOps after finetuning as the constraint, the time-consuming training procedure will make the search unaffordable. Therefore, it is desirable to design a mechanism to accurately and efficiently estimate the SynOps after finetuning for effective search.

Second, reinforcement learning has been proved as effective method to search for pruned network structure. Current reinforcement learning based ANN pruning methods [24, 14] utilize the property that FLOPs can be explicitly calculated based on the given formula. So, they use FLOPs as the explicit constraint for the action at each step. For example, AMC [24] uses remained FLOPs budget to limit the sparsity ratio when pruning each layer. However, SNNs do not hold this property. SynOps in SNN is related to many factors, which cannot be directly calculated based on the formula. As shown in Fig. 1(b), the SynOps of other layers will also change when we prune one layer in SNN, which makes it challenging to calculate the remained SynOps budget to limit the action when pruning. As a result, it is also desirable to incorporate SynOps constraint implicitly at each action step for efficient searching.

To address the aforementioned issues, in this paper, we propose an SNN pruning framework called SPEAR, which leverages reinforcement learning to automatically compress the network. To accurately estimate post-finetuning SynOps, we first propose linear regression for SynOps Estimation (LRE) strategy to predict the final SynOps based on pre-finetuning SynOps. Specifically, observing the linear correlation between pre- and post-finetuning SynOps, we propose to use linear regression to directly learn the relationship of SynOps at different stages, which provides effective and efficient SynOps estimation.

To tackle the second problem (i.e., use SynOps budget to limit action), we further propose a novel reward function called target-aware reward (TAR). Specifically, instead of using hard SynOps constraint in the searching process, we seamlessly integrate SynOps penalty in our reward function and penalize the reward when the current SynOps exceeds the target constraint. By converting hard constraint to soft penalty, we can smoothly optimize our RL agent to meet the resource limitation.

Our contributions are summarized as follows:

- We propose the SPEAR structured pruning framework, which leverages reinforcement learning to automatically compress SNNs.
- We reveal that SynOps will irregularly and significantly change after finetuning, and propose LRE strategy to accurately predict the final SynOps by using linear regression.
- We design a novel reward function called TAR, which can smoothly optimize the RL agent and enforce it to meet the resource constraint.
- Extensive experiments on various datasets demonstrate our SPEAR method can effectively compress SNN.

## 2 Related Work

**Spiking Neural Networks.** Recently, spiking neural networks have attracted attention because of their superior performance and energy efficiency. Many network architectures [47, 26, 11, 55, 56, 45, 53, 54] were proposed. For example, Fang et al. [11] proposed SEW ResNet to overcome the vanishing/exploding gradient problems of Spiking ResNet. In addition to the architecture design, other approaches like design different neurons [21, 57, 27], or improve training techniques [18, 19, 9, 59] were also proposed to improve the SNN performance. However, these methods aim to either improve SNNs performance or improve the training efficiency. In contrast, our SPEAR framework aims to compress these SNN for efficient deployment, which is complementary to these approaches.

**Neural Network Pruning.** Neural network pruning has garnered growing attention for building efficient deep learning systems by removing redundant parameters. ANN pruning [23, 16, 39, 17] has been well explored in recent years. For example, AMC [24] uses reinforcement learning to automatically search the compressed network structure. Ganjdanesh et al. [14] proposed to use reinforcement learning to dynamically learn the weights and architecture. Compared with ANN pruning approaches, our SPEAR aims to compress SNNs, where the dynamically changed SynOps is the main metric for efficiency measurement. So, we propose LRE and TAR to effectively estimate the final SynOps and to integrate constraint into the searching process.

Recently, there are also SNN pruning approaches in the literature [20, 3, 4, 48, 34, 40, 15, 5]. For example, Chowdhury et al. [6] proposed to use principal component analysis on membrane potential to determine the channel width. However, these SNN pruning approaches require manual design of the network structure after pruning, which is sub-optimal. There are also searching-based pruning approaches to automatically search the pruned network structure. Li et al. [35] proposed to prune and regenerate convolutional kernels based on their activity levels. These methods cannot effectively decrease the SynOps after compression as they do not directly use SynOps as the constraint in the searching process. Although Shi et al. [48] utilizes SynOps as the constraint for pruning neurons and weights, this approach focuses on unstructured pruning, which is hardware unfriendly. In contrast, our SPEAR focuses on structured pruning, which is hardware-friendly and can achieve practical acceleration.

**Neural Architecture Search for SNN.** Neural Architecture Search (NAS) [52, 38] aims to automatically design and optimize SNN architectures through searching algorithms. For example, SNAS-Net [28] uses temporal feedback connections for searching. SpikeDHS [2] adapts the Darts [37] to search for the surrogate gradient function. AutoSNN [42] takes both the accuracy and energy efficiency into account and uses one-shot architecture search paradigm. However, these approaches focus on searching for the operations or connections types. In contrast, our SPEAR framework aims to search the channel width of each layer to compress an existing SNN, which is complementary to these methods.

## 3 Preliminary

### 3.1 Synaptic Operations

The primary metric for evaluating the energy consumption of neuromorphic chips is the average energy required to transmit a single spike through a synapse [13]. Therefore, the number of synaptic operations is an important metric to measure the efficiency of a model. Following previous work [48], we define the number of synaptic operations as follows:

$$\text{SynOps} = \sum_k s_k \times c_k, \quad (1)$$

where SynOps denotes the total number of synaptic operations for one sample.  $s_k$  and  $c_k$  denote the number of spikes fired by neuron  $k$  and the number of synaptic connections from neuron  $k$ , respectively. As the SynOps for each sample can be different, so we define the average SynOps on the dataset as follows:

$$\text{Avg. SynOps} = \frac{\sum_j^N \text{SynOps}_j}{N}, \quad (2)$$

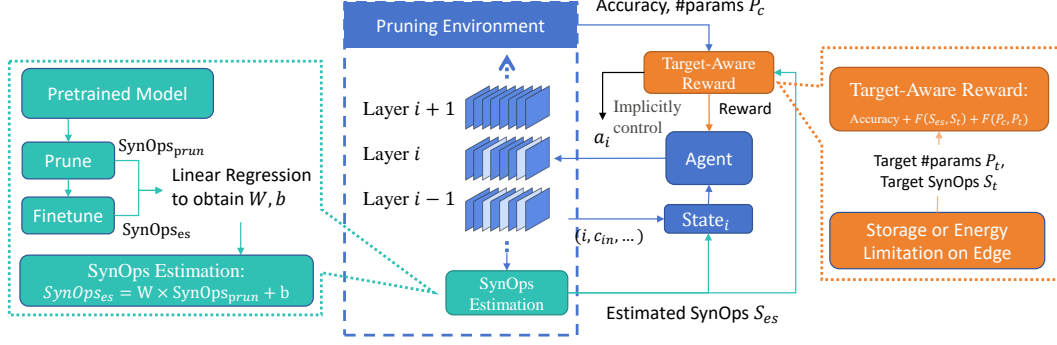


Figure 2: Overview of our SPEAR framework.

where  $\text{SynOps}_j$  means the SynOps of the  $j$ -th sample, and  $N$  denotes number of samples in the dataset. For simplicity, the term SynOps mentioned in the following paper refers to the average SynOps, unless otherwise specified.

## 4 Methodology

### 4.1 Overview

The overview of our Structured Pruning for SNNs via Synaptic Operation Estimation and Reinforcement Learning (SPEAR) framework is shown in Figure 2. We aim train a reinforcement learning agent based on environmental feedback to achieve optimal accuracy under given resource constraints. To provide realistic state feedback, we utilize our proposed Linear Regression for SynOps Estimation (LRE) to predict post-finetuning SynOps based on pre-finetuning SynOps. In the training process, we also introduce the Target-Aware Reward (TAR) to effectively incorporate the SynOps constraint into each action.

### 4.2 Linear Regression for SynOps Estimation

**Motivation.** As introduce in Sec.1, the SynOps of pruned models change significantly after finetuning. If we directly use pre-finetuning SynOps as the constraint in the searching process, the final network may violate the SynOps constraint after finetuning. Conversely, if we use post-finetuning SynOps as the constraint, the time-consuming finetuning process will make the searching process intractable. Therefore, we propose our linear regression SynOps estimation (LRE) strategy to predict the SynOps after finetuning.

**Linear Regression for SynOps Estimation.** To precisely predict the final SynOps, we first visualize the SynOps before and after finetuning to look for the relationship between them. Specifically, we randomly generate the pruning ratio for each layer (i.e., pruning policy) and use the L1-norm criterion[32] to prune the pre-trained SNN based on the generated policy. Then, we calculate the SynOps before and after finetuning of these pruned networks and plot them in Fig. 3. Surprisingly, we observe a linear correlation between the SynOps of pruned models and their fine-tuned counterparts. This observation enables predictive modeling of post-finetuning SynOps through simple linear regression.

Mathematically, the estimated SynOps after finetuning can be written as follows:

$$\text{SynOps}_{\text{es}} = W \cdot \text{SynOps}_{\text{cur}} + b, \quad (3)$$

where  $\text{SynOps}_{\text{es}}$  and  $\text{SynOps}_{\text{cur}}$  are the estimated SynOps after finetuning and the actual SynOps before finetuning, respectively.  $W$  and  $b$  are the learnable parameters. We can sample a small number of pruning policy and prune and finetune them to generate SynOps data. Then, we perform linear regression to fit the SynOps before and after finetuning and obtain learned  $W$  and  $b$ . After learning the LRE, we directly use the learned weight  $W$  and bias  $b$  to predict the post-finetuning SynOps as Eq. (3).

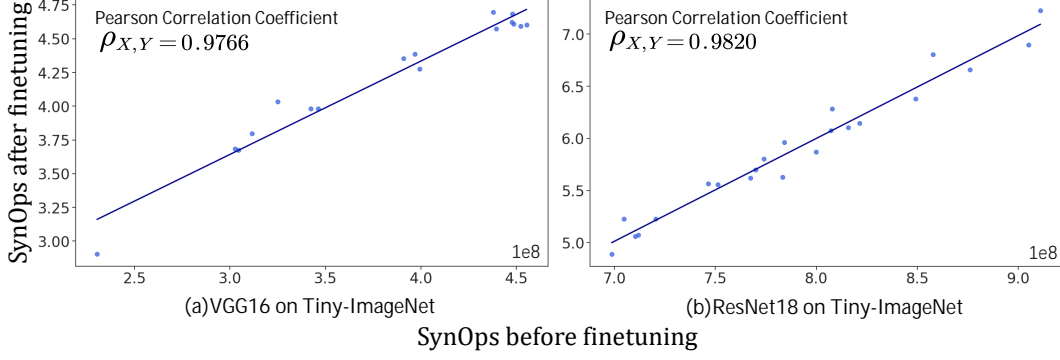


Figure 3: Linear relationship of SynOps pre and post finetuning

### 4.3 Target-Aware Reward

**Motivation.** In existing reinforcement learning based pruning work [24, 14], constraints on computation were explicitly imposed by bounding action ranges based on the formulaically computed FLOPs of current layer, i.e., the computed FLOPs is used as a constraint for the agent when take action. However, as introduced in Sec 1, SynOps of other layers will also change when pruning a specific layer in SNN because of altered spiking activity patterns. This makes it challenging to use SynOps for limiting actions of the agent.

**Target-Aware Reward.** To this end, we propose Target-Aware Reward (TAR) to implicitly bound the pruning actions of agent by incorporating resource information into the reward during reinforcement learning training. Mathematically, TAR can be written as follows:

$$R_s = Acc + F(S_{es}, S_t),$$

$$\text{where } F(S_{es}, S_t) = -\lambda \cdot \left[ \max \left( \frac{S_{es}}{S_t} - 1, 0 \right) \right]^\alpha. \quad (4)$$

Here,  $S_{es}$ ,  $S_t$  denotes estimated and target SynOps respectively.  $Acc$  means the accuracy of pruned model on validation dataset. The  $\max(\cdot, 0)$  operator creates unilateral penalty, ensuring punishment only triggers when current SynOps exceeds the target. The exponential term  $[\cdot]^\alpha$  with  $\alpha > 1$  establishes exponential penalty growth, where excessive SynOps incurs rapidly escalating costs.  $\lambda$  is the coefficient to balance accuracy rewards and constraint enforcement intensity. We empirically set  $\alpha = 1.2$  and  $\lambda = 1$ .

In addition to incorporating SynOps into the reward, we can also implicitly use number of parameters or both SynOps and parameters into our TAR. Specifically, the reward using parameters as the constraint can be written as follows:

$$R_p = Acc + F(P_c, P_t), \quad (5)$$

and the reward using both SynOps and parameters is:

$$R_{sp} = Acc + F(S_{es}, S_t) + F(P_c, P_t). \quad (6)$$

$P_c$ ,  $P_t$  denote current and target number of parameters respectively. By using either Eq. (5) or Eq. (6), we can penalize either parameters or both SynOps and parameters in our searching algorithm to achieve the target. For SynOps-dominated scenarios, we can use only  $R_s$  as our reward. On the other hand, for parameter-dominated scenarios, we can use only  $R_p$ . More commonly and practically,  $R_{sp}$  is used when both computation and storage resources are limited. By converting the hard constraint to soft penalty in our reward function, we can gradually push the pruning policy close to the target, which provides smoother optimization trajectories.

### 4.4 Reinforcement Learning Search

In our SPEAR, we use the TAR as the reward and employ deep deterministic policy gradient (DDPG) [36] to search the pruning policy.

---

**Algorithm 1:** Our SPEAR framework

---

**Input:** Pretrained SNN  $M_{pre}$ ; Validation dataset  $D_{val}$ ; Reinforcement learning agent  $\pi$ ;  
Total episode  $num\_episode$ ; Warmup episode  $warmup\_episode$ .

# Linear Regression for SynOps Estimation  
Randomly generate pruning policies, then prune and finetune  $M_{pre}$  to generate SynOps data for LRE;  
Use obtained SynOps data and Eq. (3) to learn SynOps estimator  $\mathcal{E}$ , which can predict post-finetuning SynOps;

# Agent Training  
Initialize  $episode = 1$ ;  
**while**  $episode \leq num\_episode$  **do**  
    **for**  $i = 0$  to  $L$  **do**  
        **if**  $episode \leq warmup\_episode$  **then**  
            Sample action  $a_i$  from truncated normal distribution;  
        **else**  
            Calculate pre-finetuning SynOps and estimate final SynOps based on estimator  $\mathcal{E}$ ;  
            Obtain the state  $State_i$  for the  $i$ -th layer;  
            Predict action  $a_i$  using agent  $\pi$  based on  $State_i$ ;  
            Prune this layer based on  $a_i$ ;  
        Evaluate current pruned model on  $D_{val}$  and calculate reward using target-aware reward;  
        Push trajectory to replay buffer and update agent  $\pi$ ;  
         $episode = episode + 1$

# Apply agent to prune model and finetune  
Prune the model  $M_{pre}$  using agent  $\pi$ ;  
Fine tune the pruned model and generate compressed model  $M_{com}$ .

**Output:** Compressed model  $M_{com}$

---

**State Space.** We first define the state for the agent. Specifically, when pruning the  $i$ -th layer, the state  $State_i$  is described by following features:

$$State_i = (i, c_{in}, c_{out}, s, k, p, S_{es}, P_{cur}, P_{rest}, a_{i-1}). \quad (7)$$

Here,  $i$  is the index of the layer.  $c_{in}$  and  $c_{out}$  are the number of input and output channels for the  $i$ -th layer, respectively.  $s$ ,  $k$ , and  $p$  are the stride, the kernel size, and the number of parameters of this layer, where  $p = c_{out} \times c_{in} \times k \times k$ .  $S_{es}$  is the remained SynOps, which is obtained by using Eq. (3) in our LRE for better estimation.  $P_{cur}$  and  $P_{rest}$  are the current number of parameters and the remained parameters that can be removed in subsequent layers, respectively.  $a_{i-1}$  is the action taken in the previous layer  $i - 1$ . All the features in the state are normalized to  $[0,1]$  by dividing by the maximum value. This formulation provides a comprehensive description of the state of each layer, capturing both its structural properties and dynamic behavior during the pruning.

**Agent.** We use DDPG for pruning on continuous space. For action space, we use a continuous action space of  $[0, 1)$  as the pruning ratio for each layer. Specifically, for the  $i$ -th layer, our agent takes  $State_i$  as the input and output action  $a_i$  for this layer. During exploration, we employ a truncated normal distribution with standard deviation of 0.5 for the action sampling. During exploitation, the agent incorporates noise into its actions, sampled from a truncated normal distribution with an initial standard deviation of 0.5. This standard deviation decays exponentially at a rate of 0.98 per episode. Discount factor for reward is set to 1, and only the reward from last action is calculated through our TAR, while the rest are set to 0. Algorithm 1 shows the process of our SPEAR framework.

## 5 Experiments

### 5.1 Experimental Settings

**Datasets and Models.** To verify the effectiveness of the proposed method, we carried out experiments on both static datasets and neuromorphic datasets. For static datasets, we conduct experiments on

Table 1: Performance comparison between our SPEAR and baseline methods. “-” indicates results are not reported in original paper. “\*” means our implementation.

Dataset	Arch.	Method	SynOps(%)	Param.(%)	Top-1 Acc.(%)
CIFAR10	VGG16	NetworkSliming [34]	87.3	40.3	91.22
		SCA-based [35]	67.8	28.4	91.67
		<b>SPEAR (Ours)</b>	<b>52.5</b>	<b>14.4</b>	<b>91.77</b>
	ResNet18	NetworkSliming [34]	-	30.9	92.31
		SCA-based [35]	88.0	40.6	92.48
		<b>SPEAR (Ours)</b>	<b>39.2</b>	<b>30.3</b>	<b>92.78</b>
CIFAR100	VGG16	NetworkSliming [34]	-	40.9	66.36
		SCA-based [35]	82.6	42.5	66.88
		<b>SPEAR (Ours)</b>	<b>69.0</b>	<b>35.0</b>	<b>70.50</b>
		NetworkSliming [34]	-	20.2	63.44
		SCA-based [35]	77.9	23.5	65.53
		<b>SPEAR (Ours)</b>	<b>48.2</b>	<b>20.4</b>	<b>68.86</b>
Tiny-ImageNet	VGG16	SCA-based [35]	-	43.2	49.36
		<b>SPEAR (Ours)</b>	<b>69.5</b>	<b>39.0</b>	<b>59.47</b>
		SCA-based [35]	-	30.6	49.14
		<b>SPEAR (Ours)</b>	<b>37.8</b>	<b>23.3</b>	<b>56.62</b>
ImageNet	ResNet18	SCA-based* [35]	89.8	58.4	54.47
		<b>SPEAR (Ours)</b>	<b>72.9</b>	<b>57.2</b>	<b>54.66</b>
		SCA-based* [35]	86.1	40.7	50.44
		<b>SPEAR (Ours)</b>	<b>54.8</b>	<b>40.0</b>	<b>50.51</b>
CIFAR10-DVS	5Conv+1FC	SCA-based [35]	56.9	21.7	73.70
		<b>SPEAR (Ours)</b>	<b>39.3</b>	<b>17.1</b>	<b>80.05</b>

CIFAR10, CIFAR100 [29], Tiny-ImageNet [30] and ImageNet [8]. We copy the images 4 times along the timeline to obtain input for 4 time steps. On static datasets, we adopt ResNet18 [22] and VGG16 [49] for evaluation. For neuromorphic datasets, we use CIFAR10-DVS [33] for evaluation, in which 8,000 samples are used as training set, and 2,000 samples are used as test set. For each sample, we evenly split the original event stream data into 10 segments, integrating over each segment to obtain input for 10 time steps. We use the same network as in [35] called 5Conv+1FC for fair comparison.

**Implementation details.** We use SpikingJelly [12] to implement our SPEAR framework. Specifically, we first compress the pre-trained SNN using our SPEAR approach. We use  $R_{sp}$  in our TAR by default. Specifically, we use the ratio of SynOps and #parameters over those from pre-trained model as the target. We adjust the target SynOps and #parameters to achieve similar SynOps/#parameters as the baseline methods for fair comparison. For VGG16, we set the target ratio ranging from 0.4 to 0.8 for SynOps and 0.2 to 0.4 for #parameters, respectively. For ResNet18, we set the target ratio ranging from 0.4 to 0.8 for SynOps and 0.3 to 0.6 for #parameters, respectively. For 5Conv+1FC, we set the target ratio ranging from 0.4 to 0.8 for SynOps and 0.2 to 0.5 for #parameters, respectively. After compression, we finetune the compressed SNN for 210 epochs in the same configuration as training to recover from accuracy drop. More experimental details can be found in the Appendix A.

## 5.2 Experimental Results

**Results on static datasets.** We show the experimental results on static datasets in Table 1. We have the following observations:

- (1) Compared to other baseline methods, our method can achieve higher SynOps compression rates because we directly use estimated post-finetuning SynOps as the constraint, which effectively avoid the SynOps constraint violation after finetuning. For instance, we achieve 60.8% SynOps reduction with higher accuracy on CIFAR10 when compressing ResNet18 compared to other approaches.
- (2) Our SPEAR framework maintains higher accuracy at larger compression rates when compared to other approaches. For example, we achieve 91.77% Top-1 accuracy using 14.4% #parameters and 52.5% SynOps, surpassing SCA-based [35] approach (91.67% accuracy with 67.8% SynOps and 28.4% #parameters) and NetworkSliming [34] (91.22% accuracy with 87.3% SynOps and 40.3% #parameters) when compress VGG16 on CIFAR10.

(3) Our SPEAR framework also outperforms other baseline methods on various datasets when compressing different network architectures, which further demonstrates the effectiveness of our SPEAR. For instance, the compressed VGG16 using our SPEAR achieves 59.47% Top-1 accuracy with 39.0% #parameters on Tiny-ImageNet, which is 10.11% higher than SCA-based [35] (49.36% Top-1 accuracy) with similar number of parameters. Also, our SPEAR can outperform other baseline methods on large-scale dataset ImageNet with less SynOps and parameters.

**Results on neuromorphic datasets.** In Table 1, we also report experimental results on neuromorphic dataset CIFAR10-DVS. Our SPEAR framework outperforms the baseline method SCA-based by a large margin under similar SynOps, which further demonstrate the effectiveness of our SPEAR framework on neuromorphic datasets. Other observations are similar to static datasets. So we do not provide further analysis here. In the Appendix B, additional experimental results are provided for further reference.

### 5.3 Ablation Studies

To validate the effectiveness of each component in SPEAR framework, we take compressing VGG16 on CIFAR10 as an example and conduct extensive ablation studies.

Table 2: Ablation study for SPEAR on CIFAR10.

Method	SynOps (%)	#Param. (%)	Acc. (%)
SPEAR	46.37	11.86	91.62
SPEAR (w/o LRE)	61.13	19.13	91.95
SPEAR (w/o TAR)	43.21	11.33	91.14

Table 3: Comparison with handcraft pruning policy.

Pruning policy	Acc. (%)	SynOps (%)	#Param. (%)
Handcrafted	91.64	63.9	33.9
Ours	92.49	62.5	33.1

Table 4: Sensitive analysis for hyper-parameter in TAR[4].

$\lambda$	$\alpha$	Acc. (%)	#Params (%)	SynOps (%)
1.0	0.8	91.36	19.50	52.09
1.0	1.0	91.43	24.69	52.01
1.0	1.2	91.51	26.40	52.85
1.0	1.6	91.73	29.90	55.25
1.0	2.0	91.70	26.23	56.06
0.1	1.2	92.24	30.19	73.18
0.5	1.2	91.49	20.42	52.91
1.0	1.2	91.51	26.40	52.85
5.0	1.2	91.76	30.57	53.12
10.0	1.2	90.91	29.66	49.38

**Effect of LRE.** To demonstrate the effectiveness of LRE, we directly use the pre-finetuning SynOps as the constraint and set the SynOps constraint as 50% for search. The result is denoted as “SPEAR (w/o LRE)” in Table 2. We observe that the final pruned network exceeds 50% SynOps constraints after fine-tuning, showing that it is important to estimate post-finetuning SynOps as the target in the searching process.

**Effect of TAR.** To validate the effectiveness of TAR, we substitute our TAR with the reward in RL-pruner[51], which is a widely used reinforcement learning based pruning approach, and the result is denoted as “SPEAR (w/o TAR)” in Table 2. We observe our SPEAR surpasses this alternative method by 0.48% under similar SynOps, which demonstrates the effectiveness of our TAR.

**Comparison with handcrafted pruning policy.** For handcrafted pruning method, we follow AMC [24] to assign lower pruning rate to shallow layers and higher rate for deep layers. As shown in Table 3, our SPEAR can outperform handcrafted methods.

**Sensitive analysis of TAR.** We conduct experiments with various  $\lambda$  and  $\alpha$  values, and the results are reported in Table 4. Results show that our SPEAR is robust to different values of  $\lambda$  and  $\alpha$ . Note  $\lambda$  controls the penalty strength for SynOps violation. If it is set too low (e.g., 0.1), our SPEAR may not reduce SynOps significantly as the reward for accuracy outweighs the SynOps penalty. If it is set too high (e.g., 10), our SPEAR may fail to fully explore the search space, resulting in a sub-optimal performance.

**Comparison between LRE and nonlinear SynOps estimator.** We also compare our LRE with nonlinear regression for SynOps estimation as shown in Fig. 4. For nonlinear estimator, we use a two-layer MLP for SynOps estimation. MSE represents the root mean square error (smaller is better) between the prediction and the actual SynOps, and  $R^2$  is the coefficient of determination [46] (higher



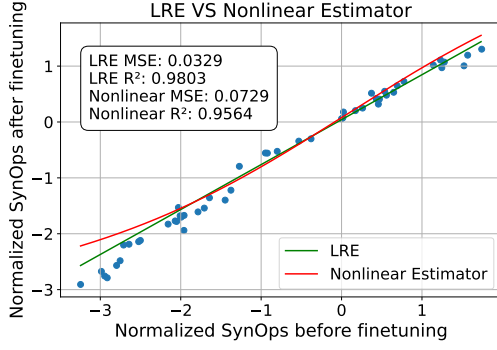


Figure 4: Comparison between linear regression and nonlinear regression.

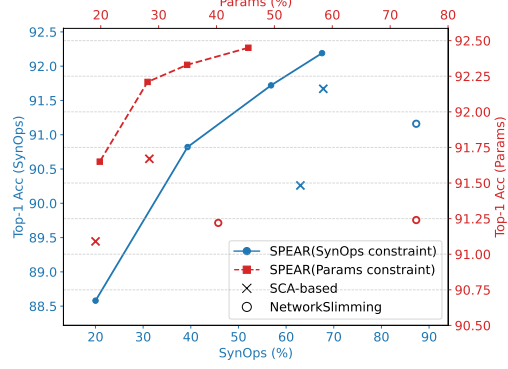


Figure 5: Results under different compression ratios with different constrains.

is better). We observe that our linear LRE is better than nonlinear regression with smaller root mean square error and higher  $R^2$ .

**Analysis on different target constraints.** To demonstrate the generalization ability of our target-aware reward, we also conduct the experiments when using  $R_s$  and  $R_p$  under different target ratios, and the results are shown in Fig. 5. From Fig 5, we can surpass other baseline methods under different compression ratios when using both SynOps and #parameter constraints, which demonstrate that our SPEAR can generalize to different penalty types under different scenarios.

Table 5: Energy consumption and speedup comparison.

Model	Acc. (%)	#Add. (M)	#Mult. (M)	Energy (mJ)	Latency (%)	Speedup	SynOps (%)	#Param. (%)
VGG16 (ANN)	93.36	626.4	626.4	2.88	-	-	-	100
VGG16 (SNN)	92.43	107.6	3.54	0.11	100	$1\times$	100	100
Ours	92.49	68.1	3.1	0.07	59.9	$1.67\times$	62.5	33.1

**Energy consumption and speedup analysis of SPEAR.** In Table 5, we follow [25, 52, 2, 58] to report the energy consumption and latency of different approaches on 45nm CMOS chip. We observe VGG16 (SNN) model can significantly reduce the energy cost compared to its counterpart VGG16 (ANN). Moreover, our compressed model can further reduce the energy cost compared to VGG16 (SNN) and also achieve  $1.67\times$  speedup, with higher performance. The results demonstrate our SPEAR can achieve practical energy saving and speedup.

Table 6: Algorithm Efficiency Comparison

Method	Time (hours)
NetworkSlimming	2.1
SCA-based	2.8
Ours	2.4

**Efficiency analysis of SPEAR.** To demonstrate the efficiency of our SPEAR framework, we also report the training time for compression as Table 6. Our SPEAR only requires 2 hours to complete the search, which shows the proposed method is efficient to compress pretrained SNNs for edge deployment.

## 6 Conclusion

In this paper, we proposed Structured Pruning for Spiking Neural Networks via Synaptic Operation Estimation and Reinforcement Learning (SPEAR), which employs reinforcement learning algorithms to automatically explore optimal network architectures under specific SynOps and parameter constraints. To the best of our knowledge, our SPEAR is the first SynOps-oriented structured pruning framework. We reveal that SynOps will change irregularly and significantly after fine-tuning. Therefore, we propose Linear Regression for SynOps Estimation (LRE) strategy to accurately predict post-finetuning SynOps based on pre-finetuning SynOps. Additionally, we also propose a novel Target-Aware Reward (TAR) function that adapt to search under various constraint scenarios, enabling implicit control on the action space of agent through reward. Experiments on various datasets demonstrate the effectiveness of our SPEAR framework.

## Impact Statement

This paper presents work whose goal is to advance the field of Machine Learning. There are many potential societal consequences of our work, none which we feel must be specifically highlighted here.

## References

- [1] Maxence Bouvier, Alexandre Valentian, Thomas Mesquida, Francois Rummens, Marina Reyboz, Elisa Vianello, and Edith Beigne. Spiking neural networks hardware implementations and challenges: A survey. *ACM Journal on Emerging Technologies in Computing Systems (JETC)*, 15(2):1–35, 2019.
- [2] Kaiwei Che, Luziwei Leng, Kaixuan Zhang, Jianguo Zhang, Qinghu Meng, Jie Cheng, Qinghai Guo, and Jianxing Liao. Differentiable hierarchical and surrogate gradient search for spiking neural networks. *Advances in Neural Information Processing Systems*, 35:24975–24990, 2022.
- [3] Yanqi Chen, Zhaofei Yu, Wei Fang, Tiejun Huang, and Yonghong Tian. Pruning of deep spiking neural networks through gradient rewiring. In Zhi-Hua Zhou, editor, *Proceedings of the Thirtieth International Joint Conference on Artificial Intelligence, IJCAI-21*, pages 1713–1721. International Joint Conferences on Artificial Intelligence Organization, 8 2021. doi: 10.24963/ijcai.2021/236. Main Track.
- [4] Yanqi Chen, Zhaofei Yu, Wei Fang, Zhengyu Ma, Tiejun Huang, and Yonghong Tian. State transition of dendritic spines improves learning of sparse spiking neural networks. In *International Conference on Machine Learning*, pages 3701–3715. PMLR, 2022.
- [5] Yanqi Chen, Zhengyu Ma, Wei Fang, Xiwu Zheng, Zhaofei Yu, and Yonghong Tian. A unified framework for soft threshold pruning. *arXiv preprint arXiv:2302.13019*, 2023.
- [6] Sayeed Shafayet Chowdhury, Isha Garg, and Kaushik Roy. Spatio-temporal pruning and quantization for low-latency spiking neural networks. In *2021 International Joint Conference on Neural Networks (IJCNN)*, pages 1–9. IEEE, 2021.
- [7] Mike Davies, Narayan Srinivasa, Tsung-Han Lin, Gautham Chinya, Yongqiang Cao, Sri Harsha Choday, Georgios Dimou, Prasad Joshi, Nabil Imam, Shweta Jain, et al. Loihi: A neuromorphic manycore processor with on-chip learning. *Ieee Micro*, 38(1):82–99, 2018.
- [8] Jia Deng, Wei Dong, Richard Socher, Li-Jia Li, Kai Li, and Li Fei-Fei. Imagenet: A large-scale hierarchical image database. In *2009 IEEE conference on computer vision and pattern recognition*, pages 248–255. Ieee, 2009.
- [9] Shikuang Deng, Yuhang Li, Shanghang Zhang, and Shi Gu. Temporal efficient training of spiking neural network via gradient re-weighting. *arXiv preprint arXiv:2202.11946*, 2022.
- [10] Xin Du Di Yu, Linshan Jiang, Wentao Tong, and Shuiguang Deng. Ec-snn: splitting deep spiking neural networks for edge devices. In *Proceedings of the Thirty-Third International Joint Conference on Artificial Intelligence (2024)*. <https://api.semanticscholar.org/CorpusID, volume 271507864>, 2024.
- [11] Wei Fang, Zhaofei Yu, Yanqing Chen, Tiejun Huang, Timothée Masquelier, and Yonghong Tian. Deep residual learning in spiking neural networks. In *Neural Information Processing Systems*, 2021.
- [12] Wei Fang, Yanqi Chen, Jianhao Ding, Zhaofei Yu, Timothée Masquelier, Ding Chen, Liwei Huang, Huihui Zhou, Guoqi Li, and Yonghong Tian. Spikingjelly: An open-source machine learning infrastructure platform for spike-based intelligence. *Science Advances*, 9(40):eadi1480, 2023.
- [13] Steve Furber. Large-scale neuromorphic computing systems. *Journal of neural engineering*, 13(5):051001, 2016.

- [14] Alireza Ganjdanesh, Shangqian Gao, and Heng Huang. Jointly training and pruning cnns via learnable agent guidance and alignment. In *Proceedings of the IEEE/CVF Conference on Computer Vision and Pattern Recognition*, pages 16058–16069, 2024.
- [15] Isha Garg, Priyadarshini Panda, and Kaushik Roy. A low effort approach to structured cnn design using pca. *IEEE Access*, 8:1347–1360, 2019.
- [16] Deepak Ghimire, Dayoung Kil, and Seong-heum Kim. A survey on efficient convolutional neural networks and hardware acceleration. *Electronics*, 11(6):945, 2022.
- [17] Jinyang Guo, Weichen Zhang, Wanli Ouyang, and Dong Xu. Model compression using progressive channel pruning. *IEEE Transactions on Circuits and Systems for Video Technology*, 31(3):1114–1124, 2020.
- [18] Yufei Guo, Yuanpei Chen, Liwen Zhang, Xiaode Liu, Yinglei Wang, Xuhui Huang, and Zhe Ma. Im-loss: information maximization loss for spiking neural networks. *Advances in Neural Information Processing Systems*, 35:156–166, 2022.
- [19] Yufei Guo, Xiaode Liu, Yuanpei Chen, Liwen Zhang, Weihang Peng, Yuhan Zhang, Xuhui Huang, and Zhe Ma. Rmp-loss: Regularizing membrane potential distribution for spiking neural networks. In *Proceedings of the IEEE/CVF International Conference on Computer Vision*, pages 17391–17401, 2023.
- [20] Bing Han, Feifei Zhao, Wenxuan Pan, and Yi Zeng. Adaptive sparse structure development with pruning and regeneration for spiking neural networks. *Information Sciences*, 689:121481, 2025.
- [21] Zecheng Hao, Xinyu Shi, Zihan Huang, Tong Bu, Zhaofei Yu, and Tiejun Huang. A progressive training framework for spiking neural networks with learnable multi-hierarchical model. In *The Twelfth International Conference on Learning Representations*, 2023.
- [22] Kaifeng He, Xiangyu Zhang, Shaoqing Ren, and Jian Sun. Deep residual learning for image recognition. pages 770–778, 2016.
- [23] Yang He and Lingao Xiao. Structured pruning for deep convolutional neural networks: A survey. *IEEE Transactions on Pattern Analysis and Machine Intelligence*, 46(5):2900–2919, 2024. doi: 10.1109/TPAMI.2023.3334614.
- [24] Yihui He, Ji Lin, Zhijian Liu, Hanrui Wang, Li-Jia Li, and Song Han. Amc: Automl for model compression and acceleration on mobile devices. In *Proceedings of the European conference on computer vision (ECCV)*, pages 784–800, 2018.
- [25] Mark Horowitz. 1.1 computing’s energy problem (and what we can do about it). In *2014 IEEE International Solid-State Circuits Conference Digest of Technical Papers (ISSCC)*, pages 10–14, 2014. doi: 10.1109/ISSCC.2014.6757323.
- [26] Yang-Zhi Hu, Huajin Tang, and Gang Pan. Spiking deep residual networks. *IEEE Transactions on Neural Networks and Learning Systems*, 34:5200–5205, 2021.
- [27] Yulong Huang, Xiaopeng Lin, Hongwei Ren, Haotian Fu, Yue Zhou, Zunchang Liu, Biao Pan, and Bojun Cheng. Clif: Complementary leaky integrate-and-fire neuron for spiking neural networks. *arXiv preprint arXiv:2402.04663*, 2024.
- [28] Youngeun Kim, Yuhang Li, Hyoungeob Park, Yeshwanth Venkatesha, and Priyadarshini Panda. Neural architecture search for spiking neural networks. In *European conference on computer vision*, pages 36–56. Springer, 2022.
- [29] Alex Krizhevsky, Geoffrey Hinton, et al. Learning multiple layers of features from tiny images. 2009.
- [30] Yann Le and Xuan Yang. Tiny imagenet visual recognition challenge. *CS 231N*, 7(7):3, 2015.
- [31] Zhenxin Lei, Man Yao, Jiakui Hu, Xinhao Luo, Yanye Lu, Bo Xu, and Guoqi Li. Spike2former: Efficient spiking transformer for high-performance image segmentation. *arXiv preprint arXiv:2412.14587*, 2024.

- [32] Hao Li, Asim Kadav, Igor Durdanovic, Hanan Samet, and Hans Peter Graf. Pruning filters for efficient convnets, 2017. URL <https://arxiv.org/abs/1608.08710>.
- [33] Hongmin Li, Hanchao Liu, Xiangyang Ji, Guoqi Li, and Luping Shi. Cifar10-dvs: an event-stream dataset for object classification. *Frontiers in neuroscience*, 11:309, 2017.
- [34] Yaxin Li, Xuanye Fang, Yuyuan Gao, Dongdong Zhou, Jiangrong Shen, Jian K Liu, Gang Pan, and Qi Xu. Efficient structure slimming for spiking neural networks. *IEEE Transactions on Artificial Intelligence*, 2024.
- [35] Yaxin Li, Qi Xu, Jiangrong Shen, Hongming Xu, Long Chen, and Gang Pan. Towards efficient deep spiking neural networks construction with spiking activity based pruning. *arXiv preprint arXiv:2406.01072*, 2024.
- [36] TP Lillicrap. Continuous control with deep reinforcement learning. *arXiv preprint arXiv:1509.02971*, 2015.
- [37] Hanxiao Liu, Karen Simonyan, and Yiming Yang. Darts: Differentiable architecture search. *arXiv preprint arXiv:1806.09055*, 2018.
- [38] Qianhui Liu, Jiaqi Yan, Malu Zhang, Gang Pan, and Haizhou Li. Lite-snn: Designing lightweight and efficient spiking neural network through spatial-temporal compressive network search and joint optimization. *arXiv preprint arXiv:2401.14652*, 2024.
- [39] Yuqiao Liu, Yanan Sun, Bing Xue, Mengjie Zhang, Gary G Yen, and Kay Chen Tan. A survey on evolutionary neural architecture search. *IEEE transactions on neural networks and learning systems*, 34(2):550–570, 2021.
- [40] Zhuang Liu, Jianguo Li, Zhiqiang Shen, Gao Huang, Shoumeng Yan, and Changshui Zhang. Learning efficient convolutional networks through network slimming. In *Proceedings of the IEEE international conference on computer vision*, pages 2736–2744, 2017.
- [41] Xinhao Luo, Man Yao, Yuhong Chou, Bo Xu, and Guoqi Li. Integer-valued training and spike-driven inference spiking neural network for high-performance and energy-efficient object detection. In *European Conference on Computer Vision*, pages 253–272. Springer, 2025.
- [42] Byunggook Na, Jisoo Mok, Seongsik Park, Dongjin Lee, Hyeokjun Choe, and Sungroh Yoon. Autosnn: Towards energy-efficient spiking neural networks. In *International Conference on Machine Learning*, pages 16253–16269. PMLR, 2022.
- [43] Jing Pei, Lei Deng, Sen Song, Mingguo Zhao, Youhui Zhang, Shuang Wu, Guanrui Wang, Zhe Zou, Zhenzhi Wu, Wei He, et al. Towards artificial general intelligence with hybrid tianjic chip architecture. *Nature*, 572(7767):106–111, 2019.
- [44] Xuerui Qiu, Man Yao, Jieyuan Zhang, Yuhong Chou, Ning Qiao, Shibo Zhou, Bo Xu, and Guoqi Li. Efficient 3d recognition with event-driven spike sparse convolution. *arXiv preprint arXiv:2412.07360*, 2024.
- [45] Xuerui Qiu, Rui-Jie Zhu, Yuhong Chou, Zhaorui Wang, Liang-jian Deng, and Guoqi Li. Gated attention coding for training high-performance and efficient spiking neural networks. In *Proceedings of the AAAI Conference on Artificial Intelligence*, volume 38, pages 601–610, 2024.
- [46] Paul R Rider. On the distribution of the correlation coefficient in small samples. *Biometrika*, 24(3/4):382–403, 1932.
- [47] Abhronil Sengupta, Yuting Ye, Robert Y. Wang, Chiao Liu, and Kaushik Roy. Going deeper in spiking neural networks: Vgg and residual architectures. *Frontiers in Neuroscience*, 13, 2018.
- [48] Xinyu Shi, Jianhao Ding, Zecheng Hao, and Zhaofei Yu. Towards energy efficient spiking neural networks: An unstructured pruning framework. In *The Twelfth International Conference on Learning Representations*, 2024.
- [49] Karen Simonyan and Andrew Zisserman. Very deep convolutional networks for large-scale image recognition. 2015.

- [50] Qiaoyi Su, Shijie Mei, Xingrun Xing, Man Yao, Jiajun Zhang, Bo Xu, and Guoqi Li. Snn-bert: Training-efficient spiking neural networks for energy-efficient bert. *Neural Networks*, 180: 106630, 2024.
- [51] Boyao Wang and Volodymyr Kindratenko. Rl-pruner: Structured pruning using reinforcement learning for cnn compression and acceleration. *arXiv preprint arXiv:2411.06463*, 2024.
- [52] Jiaqi Yan, Qianhui Liu, Malu Zhang, Lang Feng, De Ma, Haizhou Li, and Gang Pan. Efficient spiking neural network design via neural architecture search. *Neural Networks*, 173:106172, 2024.
- [53] Man Yao, Huanhuan Gao, Guangshe Zhao, Dingheng Wang, Yihan Lin, Zhaoxu Yang, and Guoqi Li. Temporal-wise attention spiking neural networks for event streams classification. In *Proceedings of the IEEE/CVF International Conference on Computer Vision*, pages 10221–10230, 2021.
- [54] Man Yao, Guangshe Zhao, Hengyu Zhang, Yifan Hu, Lei Deng, Yonghong Tian, Bo Xu, and Guoqi Li. Attention spiking neural networks. *IEEE transactions on pattern analysis and machine intelligence*, 45(8):9393–9410, 2023.
- [55] Man Yao, Jiakui Hu, Zhaokun Zhou, Li Yuan, Yonghong Tian, Bo Xu, and Guoqi Li. Spike-driven transformer. *Advances in neural information processing systems*, 36, 2024.
- [56] Man Yao, Xuerui Qiu, Tianxiang Hu, Jiakui Hu, Yuhong Chou, Keyu Tian, Jianxing Liao, Luziwei Leng, Bo Xu, and Guoqi Li. Scaling spike-driven transformer with efficient spike firing approximation training. *IEEE Transactions on Pattern Analysis and Machine Intelligence*, 2025.
- [57] Xingting Yao, Fanrong Li, Zitao Mo, and Jian Cheng. Glif: A unified gated leaky integrate-and-fire neuron for spiking neural networks. *Advances in Neural Information Processing Systems*, 35:32160–32171, 2022.
- [58] Ruokai Yin, Youngeun Kim, Yuhang Li, Abhishek Moitra, Nitin Satpute, Anna Hambitzer, and Priyadarshini Panda. Workload-balanced pruning for sparse spiking neural networks. *IEEE Transactions on Emerging Topics in Computational Intelligence*, 2024.
- [59] Hanle Zheng, Yujie Wu, Lei Deng, Yifan Hu, and Guoqi Li. Going deeper with directly-trained larger spiking neural networks. In *Proceedings of the AAAI conference on artificial intelligence*, volume 35, pages 11062–11070, 2021.
- [60] Chenlin Zhou, Han Zhang, Liutao Yu, Yumin Ye, Zhaokun Zhou, Liwei Huang, Zhengyu Ma, Xiaopeng Fan, Huihui Zhou, and Yonghong Tian. Direct training high-performance deep spiking neural networks: A review of theories and methods. *arXiv preprint arXiv:2405.04289*, 2024.

## A More Implementation Details

Our experiments are based on Leaky Integrate-and-Fire (LIF) neurons with a hard reset mechanism. We set the fire threshold as 1.0, and set membrane potential time constant as 2.0. No decay for input currents is used. We use arctan function as the surrogate function. For pretrained model preparation, we use the SGD optimizer with momentum of 0.9 for optimization. Weight decay is set as  $5 \times 10^{-5}$ . We train 210 epochs to obtain the pretrained models. In the first 10 epochs, we employ linear warm-up strategy. The following 200 epochs adopt cosine annealing schedule with 0.1 as max learning rate. TET [9] is used as loss function. For static datasets, no data augmentation is applied, while for neuromorphic datasets, random erasing is utilized. All experiments are conducted on an NVIDIA A800 GPU.

## B More Performance Results

In this section, we present comparative experimental results under various configurations to validate the effectiveness of our approach in Table 7. Furthermore, we report the experimental outcomes of ResNet18 on the CIFAR100 and Tiny-ImageNet dataset in Table 8.

Table 7: Detailed performance comparison between our SPEAR and baseline methods. “-” indicates results are not reported in original paper. “\*” means our implementation.

Dataset	Arch.	Method	SynOps(%)	Param.(%)	Top-1 Acc.(%)
CIFAR10	VGG16	NetworkSliming [34]	87.3	40.3	91.22
		SCA-based [35]	67.8	28.4	91.67
		<b>SPEAR (Ours)</b>	<b>62.5</b>	<b>33.1</b>	<b>92.49</b>
		NetworkSliming [34]	87.3	14.3	91.16
		<b>SPEAR (Ours)</b>	<b>52.5</b>	<b>14.4</b>	<b>91.77</b>
		SCA-based [35]	63.0	9.3	90.26
		<b>SPEAR (Ours)</b>	<b>46.4</b>	<b>11.9</b>	<b>91.62</b>
	ResNet18	NetworkSliming [34]	-	48.2	92.71
		<b>SPEAR (Ours)</b>	<b>71.5</b>	<b>50.1</b>	<b>93.99</b>
		SCA-based [35]	88.0	40.6	92.48
		<b>SPEAR (Ours)</b>	<b>56.6</b>	<b>35.9</b>	<b>93.71</b>
		NetworkSliming [34]	-	30.9	92.31
		SCA-based [35]	84.0	27.8	92.27
		<b>SPEAR (Ours)</b>	<b>39.2</b>	<b>30.3</b>	<b>92.78</b>
CIFAR100	VGG16	NetworkSliming [34]	-	40.9	66.36
		SCA-based [35]	82.6	42.5	66.88
		<b>SPEAR (Ours)</b>	<b>69.0</b>	<b>35.0</b>	<b>70.50</b>
		NetworkSliming [34]	-	20.2	63.44
		SCA-based [35]	77.9	23.5	65.53
		<b>SPEAR (Ours)</b>	<b>48.2</b>	<b>20.4</b>	<b>68.86</b>
Tiny-ImageNet	VGG16	SCA-based [35]	-	43.2	49.36
		<b>SPEAR (Ours)</b>	<b>69.5</b>	<b>39.0</b>	<b>59.47</b>
		SCA-based [35]	-	30.6	49.14
		<b>SPEAR (Ours)</b>	<b>61.2</b>	<b>32.1</b>	<b>58.84</b>
		<b>SPEAR (Ours)</b>	<b>37.8</b>	<b>23.3</b>	<b>56.62</b>
ImageNet	ResNet18	SCA-based* [35]	89.8	58.4	54.47
		<b>SPEAR (Ours)</b>	<b>72.9</b>	<b>57.2</b>	<b>54.66</b>
		SCA-based* [35]	86.1	40.7	50.44
		<b>SPEAR (Ours)</b>	<b>54.8</b>	<b>40.0</b>	<b>50.51</b>
CIFAR10-DVS	5Conv+1FC	<b>SPEAR (Ours)</b>	<b>77.6</b>	<b>50.8</b>	<b>82.30</b>
		<b>SPEAR (Ours)</b>	<b>47.2</b>	<b>40.0</b>	<b>81.80</b>
		SCA-based [35]	56.9	21.7	73.7
		<b>SPEAR (Ours)</b>	<b>39.3</b>	<b>17.1</b>	<b>80.05</b>
		SCA-based [35]	39.5	7.0	71.9
		<b>SPEAR (Ours)</b>	<b>33.0</b>	<b>11.4</b>	<b>79.75</b>

Table 8: Performance of SPEAR for ResNet18 on CIFAR100 and Tiny-ImageNet.

Dataset	Arch.	Method	SynOps(%)	Param.(%)	Top-1 Acc.(%)
CIFAR100	ResNet18	SPEAR (Ours)	81.2	50.1	75.08
		SPEAR (Ours)	59.7	38.9	74.58
		SPEAR (Ours)	42.3	33.7	73.25
Tiny-ImageNet	ResNet18	SPEAR (Ours)	80.0	62.4	62.28
		SPEAR (Ours)	64.3	50.1	61.30
		SPEAR (Ours)	44.6	39.8	60.37

## C Efficient SynOps Calculation

**Efficient SynOps Calculation.** As SynOps is a statistical measurement calculated over the dataset, it is computationally prohibitive to iterate through the entire dataset for each evaluation in Eq. (3). To address this challenge, we design an accelerated sampling strategy to use a small number of samples to estimate dataset-level SynOps. Specifically, to evaluate the estimation error, we first define the SynOps relative error as:

$$Error = \frac{\text{Sample SynOps} - \text{Dataset SynOps}}{\text{Dataset SynOps}}, \quad (8)$$

where “Sample SynOps” and “Dataset SynOps” denote the average SynOps computed over sampled subsets and the entire dataset, respectively. We iteratively sample more data from the dataset, and compute the error in Eq. (8). When the error is smaller than a predefined value, we use the current subset to learn the parameters in Eq. (3), which serves as reliable and computationally efficient proxy for full-dataset computation. In our implementation, we empirically set the error tolerance as 1% and find 500 samples are sufficient.

In our LRE strategy, we sample a small subset as the proxy of datasets SynOps. We iteratively sample more data from the dataset until the error in Eq. (8) is smaller than a predefined value. Then, we use the current subset to learn the parameters in Eq. (3), which serves as reliable and computationally efficient proxy for full-dataset computation. In our implementation, we empirically set the error tolerance as 1% and find 500 samples are sufficient. Fig. 6 shows the SynOps Relative Error in Eq. (8) in each sampling iteration. The sample SynOps rapidly converges to the dataset SynOps. The approximation achieves less than 1% error tolerance with fewer than 500 samples, which confirms that sample SynOps provides a reliable and computationally efficient proxy for full-dataset computation.

## D More Analysis

**Analysis on Pruning Policy.** To investigate the detailed structures of pruned network, in Fig. 7, we also visualize the searched pruning policy and the SynOps distribution across different layers. We observe deeper layers often have higher pruning ratios, which indicates the deeper layers are less sensitive to the pruning. Moreover, for SynOps target ( $R_s$ ) pruning, the pruning ratio for shallow layers are higher when compared to the parameter target ( $R_p$ ) pruning. We hypothesize this is because shallow layers consists of more SynOps compared to deeper layers. Therefore, it is beneficial to prune shallow layers in this case. On the other hand, for parameter target pruning, the pruning ratio is almost zero for shallow layers, which shows that the parameters may be more important in these layers compared to deep layers. Furthermore, the pruning ratio obtained by  $R_{sp}$  for shallow layers are between SynOps and parameter targets policies, which shows our SPEAR can effectively adjust the pruning policy to meet both constraints in the searching process.

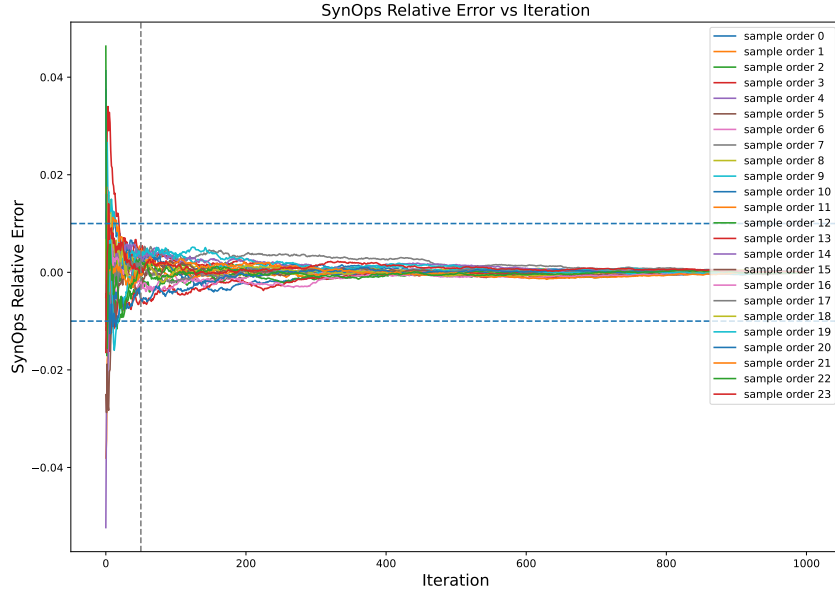


Figure 6: SynOps Relative Error converges rapidly with sampling iteration (10 samples per iteration) of ResNet18 on Tiny-ImageNet.

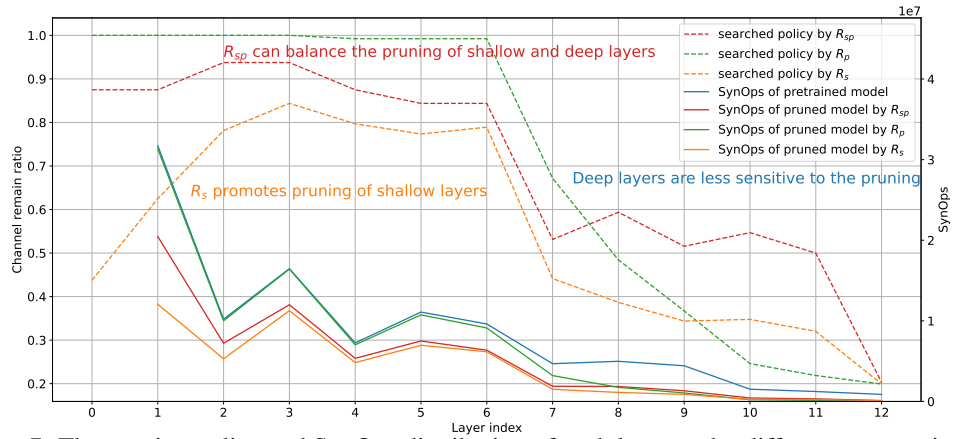


Figure 7: The pruning policy and SynOps distribution of each layer under different targets given by our reinforcement learning agent.



## NeurIPS Paper Checklist

### 1. Claims

Question: Do the main claims made in the abstract and introduction accurately reflect the paper's contributions and scope?

Answer: [\[Yes\]](#)

Justification: The abstract appropriately describes the research contributions. It can be found in 4 for method and 5.2 for experiments results.

Guidelines:

- The answer NA means that the abstract and introduction do not include the claims made in the paper.
- The abstract and/or introduction should clearly state the claims made, including the contributions made in the paper and important assumptions and limitations. A No or NA answer to this question will not be perceived well by the reviewers.
- The claims made should match theoretical and experimental results, and reflect how much the results can be expected to generalize to other settings.
- It is fine to include aspirational goals as motivation as long as it is clear that these goals are not attained by the paper.

### 2. Limitations

Question: Does the paper discuss the limitations of the work performed by the authors?

Answer: [\[Yes\]](#)

Justification: We have discussed our limitations in 5.3 and Appendix D. For examples, the hyper-params in TAR should be limited to a reasonable range.

Guidelines:

- The answer NA means that the paper has no limitation while the answer No means that the paper has limitations, but those are not discussed in the paper.
- The authors are encouraged to create a separate "Limitations" section in their paper.
- The paper should point out any strong assumptions and how robust the results are to violations of these assumptions (e.g., independence assumptions, noiseless settings, model well-specification, asymptotic approximations only holding locally). The authors should reflect on how these assumptions might be violated in practice and what the implications would be.
- The authors should reflect on the scope of the claims made, e.g., if the approach was only tested on a few datasets or with a few runs. In general, empirical results often depend on implicit assumptions, which should be articulated.
- The authors should reflect on the factors that influence the performance of the approach. For example, a facial recognition algorithm may perform poorly when image resolution is low or images are taken in low lighting. Or a speech-to-text system might not be used reliably to provide closed captions for online lectures because it fails to handle technical jargon.
- The authors should discuss the computational efficiency of the proposed algorithms and how they scale with dataset size.
- If applicable, the authors should discuss possible limitations of their approach to address problems of privacy and fairness.
- While the authors might fear that complete honesty about limitations might be used by reviewers as grounds for rejection, a worse outcome might be that reviewers discover limitations that aren't acknowledged in the paper. The authors should use their best judgment and recognize that individual actions in favor of transparency play an important role in developing norms that preserve the integrity of the community. Reviewers will be specifically instructed to not penalize honesty concerning limitations.

### 3. Theory assumptions and proofs

Question: For each theoretical result, does the paper provide the full set of assumptions and a complete (and correct) proof?

Answer: [NA]

Justification: Our article reports an empirical finding - there is a linear relationship between the SynOps of the network before fine-tuning and after fine-tuning, without involving theoretical assumptions and proofs.

Guidelines:

- The answer NA means that the paper does not include theoretical results.
- All the theorems, formulas, and proofs in the paper should be numbered and cross-referenced.
- All assumptions should be clearly stated or referenced in the statement of any theorems.
- The proofs can either appear in the main paper or the supplemental material, but if they appear in the supplemental material, the authors are encouraged to provide a short proof sketch to provide intuition.
- Inversely, any informal proof provided in the core of the paper should be complemented by formal proofs provided in appendix or supplemental material.
- Theorems and Lemmas that the proof relies upon should be properly referenced.

#### 4. Experimental result reproducibility

Question: Does the paper fully disclose all the information needed to reproduce the main experimental results of the paper to the extent that it affects the main claims and/or conclusions of the paper (regardless of whether the code and data are provided or not)?

Answer: [Yes]

Justification: We have thoroughly reported our experimental setup in the experimental section 5.1 and the appendix A. And we have also described our algorithm in 4 with details.

Guidelines:

- The answer NA means that the paper does not include experiments.
- If the paper includes experiments, a No answer to this question will not be perceived well by the reviewers: Making the paper reproducible is important, regardless of whether the code and data are provided or not.
- If the contribution is a dataset and/or model, the authors should describe the steps taken to make their results reproducible or verifiable.
- Depending on the contribution, reproducibility can be accomplished in various ways. For example, if the contribution is a novel architecture, describing the architecture fully might suffice, or if the contribution is a specific model and empirical evaluation, it may be necessary to either make it possible for others to replicate the model with the same dataset, or provide access to the model. In general, releasing code and data is often one good way to accomplish this, but reproducibility can also be provided via detailed instructions for how to replicate the results, access to a hosted model (e.g., in the case of a large language model), releasing of a model checkpoint, or other means that are appropriate to the research performed.
- While NeurIPS does not require releasing code, the conference does require all submissions to provide some reasonable avenue for reproducibility, which may depend on the nature of the contribution. For example
  - (a) If the contribution is primarily a new algorithm, the paper should make it clear how to reproduce that algorithm.
  - (b) If the contribution is primarily a new model architecture, the paper should describe the architecture clearly and fully.
  - (c) If the contribution is a new model (e.g., a large language model), then there should either be a way to access this model for reproducing the results or a way to reproduce the model (e.g., with an open-source dataset or instructions for how to construct the dataset).
  - (d) We recognize that reproducibility may be tricky in some cases, in which case authors are welcome to describe the particular way they provide for reproducibility. In the case of closed-source models, it may be that access to the model is limited in some way (e.g., to registered users), but it should be possible for other researchers to have some path to reproducing or verifying the results.

## 5. Open access to data and code

Question: Does the paper provide open access to the data and code, with sufficient instructions to faithfully reproduce the main experimental results, as described in supplemental material?

Answer: [Yes]

Justification: We use publicly available datasets, all of which can be downloaded from the internet. Additionally, we have uploaded our code.

Guidelines:

- The answer NA means that paper does not include experiments requiring code.
- Please see the NeurIPS code and data submission guidelines (<https://nips.cc/public/guides/CodeSubmissionPolicy>) for more details.
- While we encourage the release of code and data, we understand that this might not be possible, so “No” is an acceptable answer. Papers cannot be rejected simply for not including code, unless this is central to the contribution (e.g., for a new open-source benchmark).
- The instructions should contain the exact command and environment needed to run to reproduce the results. See the NeurIPS code and data submission guidelines (<https://nips.cc/public/guides/CodeSubmissionPolicy>) for more details.
- The authors should provide instructions on data access and preparation, including how to access the raw data, preprocessed data, intermediate data, and generated data, etc.
- The authors should provide scripts to reproduce all experimental results for the new proposed method and baselines. If only a subset of experiments are reproducible, they should state which ones are omitted from the script and why.
- At submission time, to preserve anonymity, the authors should release anonymized versions (if applicable).
- Providing as much information as possible in supplemental material (appended to the paper) is recommended, but including URLs to data and code is permitted.

## 6. Experimental setting/details

Question: Does the paper specify all the training and test details (e.g., data splits, hyperparameters, how they were chosen, type of optimizer, etc.) necessary to understand the results?

Answer: [Yes]

Justification: We have thoroughly reported our experimental setup in the experimental section 5.1 and the appendix A.

Guidelines:

- The answer NA means that the paper does not include experiments.
- The experimental setting should be presented in the core of the paper to a level of detail that is necessary to appreciate the results and make sense of them.
- The full details can be provided either with the code, in appendix, or as supplemental material.

## 7. Experiment statistical significance

Question: Does the paper report error bars suitably and correctly defined or other appropriate information about the statistical significance of the experiments?

Answer: [Yes]

Justification: We computed both the Mean Squared Error (MSE) and the coefficient of determination ( $R^2$ ) for LRE in Fig. 4, both of which demonstrated significant statistical relevance/significance.

Guidelines:

- The answer NA means that the paper does not include experiments.
- The authors should answer "Yes" if the results are accompanied by error bars, confidence intervals, or statistical significance tests, at least for the experiments that support the main claims of the paper.

- The factors of variability that the error bars are capturing should be clearly stated (for example, train/test split, initialization, random drawing of some parameter, or overall run with given experimental conditions).
- The method for calculating the error bars should be explained (closed form formula, call to a library function, bootstrap, etc.)
- The assumptions made should be given (e.g., Normally distributed errors).
- It should be clear whether the error bar is the standard deviation or the standard error of the mean.
- It is OK to report 1-sigma error bars, but one should state it. The authors should preferably report a 2-sigma error bar than state that they have a 96% CI, if the hypothesis of Normality of errors is not verified.
- For asymmetric distributions, the authors should be careful not to show in tables or figures symmetric error bars that would yield results that are out of range (e.g. negative error rates).
- If error bars are reported in tables or plots, The authors should explain in the text how they were calculated and reference the corresponding figures or tables in the text.

#### 8. Experiments compute resources

Question: For each experiment, does the paper provide sufficient information on the computer resources (type of compute workers, memory, time of execution) needed to reproduce the experiments?

Answer: [Yes]

Justification: We have reported it in the experimental section 5.3 and the appendix A.

Guidelines:

- The answer NA means that the paper does not include experiments.
- The paper should indicate the type of compute workers CPU or GPU, internal cluster, or cloud provider, including relevant memory and storage.
- The paper should provide the amount of compute required for each of the individual experimental runs as well as estimate the total compute.
- The paper should disclose whether the full research project required more compute than the experiments reported in the paper (e.g., preliminary or failed experiments that didn't make it into the paper).

#### 9. Code of ethics

Question: Does the research conducted in the paper conform, in every respect, with the NeurIPS Code of Ethics <https://neurips.cc/public/EthicsGuidelines>?

Answer: [Yes]

Justification: We sincerely confirm that the research conducted in our paper fully conforms to the NeurIPS Code of Ethics. Our work has been carefully designed to uphold the highest ethical standards, ensuring the protection of individual privacy, promoting fairness and positivity, avoiding harm, and adhering to all applicable laws and regulations. We have taken all necessary measures to align with these ethical guidelines throughout our research process.

Guidelines:

- The answer NA means that the authors have not reviewed the NeurIPS Code of Ethics.
- If the authors answer No, they should explain the special circumstances that require a deviation from the Code of Ethics.
- The authors should make sure to preserve anonymity (e.g., if there is a special consideration due to laws or regulations in their jurisdiction).

#### 10. Broader impacts

Question: Does the paper discuss both potential positive societal impacts and negative societal impacts of the work performed?

Answer: [Yes]

Justification: Our research focus on the compression of Spiking Neural Networks (SNNs), aiming to realize efficient inference at the edge. This work promises to bring significant advantages to Edge AI as introduced in Sec 1.

Guidelines:

- The answer NA means that there is no societal impact of the work performed.
- If the authors answer NA or No, they should explain why their work has no societal impact or why the paper does not address societal impact.
- Examples of negative societal impacts include potential malicious or unintended uses (e.g., disinformation, generating fake profiles, surveillance), fairness considerations (e.g., deployment of technologies that could make decisions that unfairly impact specific groups), privacy considerations, and security considerations.
- The conference expects that many papers will be foundational research and not tied to particular applications, let alone deployments. However, if there is a direct path to any negative applications, the authors should point it out. For example, it is legitimate to point out that an improvement in the quality of generative models could be used to generate deepfakes for disinformation. On the other hand, it is not needed to point out that a generic algorithm for optimizing neural networks could enable people to train models that generate Deepfakes faster.
- The authors should consider possible harms that could arise when the technology is being used as intended and functioning correctly, harms that could arise when the technology is being used as intended but gives incorrect results, and harms following from (intentional or unintentional) misuse of the technology.
- If there are negative societal impacts, the authors could also discuss possible mitigation strategies (e.g., gated release of models, providing defenses in addition to attacks, mechanisms for monitoring misuse, mechanisms to monitor how a system learns from feedback over time, improving the efficiency and accessibility of ML).

## 11. Safeguards

Question: Does the paper describe safeguards that have been put in place for responsible release of data or models that have a high risk for misuse (e.g., pretrained language models, image generators, or scraped datasets)?

Answer: [NA]

Justification: Our work focuses on compressing Spiking Neural Networks (SNN) to achieve efficient edge-side inference, without involving the risk of misuse.

Guidelines:

- The answer NA means that the paper poses no such risks.
- Released models that have a high risk for misuse or dual-use should be released with necessary safeguards to allow for controlled use of the model, for example by requiring that users adhere to usage guidelines or restrictions to access the model or implementing safety filters.
- Datasets that have been scraped from the Internet could pose safety risks. The authors should describe how they avoided releasing unsafe images.
- We recognize that providing effective safeguards is challenging, and many papers do not require this, but we encourage authors to take this into account and make a best faith effort.

## 12. Licenses for existing assets

Question: Are the creators or original owners of assets (e.g., code, data, models), used in the paper, properly credited and are the license and terms of use explicitly mentioned and properly respected?

Answer: [Yes]

Justification: In the paper, all creators or original owners of the assets (such as code, data, models, etc.) have been properly credited. Licenses and terms of use associated with these assets are explicitly mentioned in the acknowledgments or references section, ensuring respect for the legal and ethical guidelines related to their use.

Guidelines:

- The answer NA means that the paper does not use existing assets.
- The authors should cite the original paper that produced the code package or dataset.
- The authors should state which version of the asset is used and, if possible, include a URL.
- The name of the license (e.g., CC-BY 4.0) should be included for each asset.
- For scraped data from a particular source (e.g., website), the copyright and terms of service of that source should be provided.
- If assets are released, the license, copyright information, and terms of use in the package should be provided. For popular datasets, [paperswithcode.com/datasets](https://paperswithcode.com/datasets) has curated licenses for some datasets. Their licensing guide can help determine the license of a dataset.
- For existing datasets that are re-packaged, both the original license and the license of the derived asset (if it has changed) should be provided.
- If this information is not available online, the authors are encouraged to reach out to the asset's creators.

### 13. New assets

Question: Are new assets introduced in the paper well documented and is the documentation provided alongside the assets?

Answer: [\[Yes\]](#)

Justification: Yes, any new assets introduced in the paper are well documented.

Guidelines:

- The answer NA means that the paper does not release new assets.
- Researchers should communicate the details of the dataset/code/model as part of their submissions via structured templates. This includes details about training, license, limitations, etc.
- The paper should discuss whether and how consent was obtained from people whose asset is used.
- At submission time, remember to anonymize your assets (if applicable). You can either create an anonymized URL or include an anonymized zip file.

### 14. Crowdsourcing and research with human subjects

Question: For crowdsourcing experiments and research with human subjects, does the paper include the full text of instructions given to participants and screenshots, if applicable, as well as details about compensation (if any)?

Answer: [\[NA\]](#)

Justification: The paper does not involve crowdsourcing nor research with human subjects.

Guidelines:

- The answer NA means that the paper does not involve crowdsourcing nor research with human subjects.
- Including this information in the supplemental material is fine, but if the main contribution of the paper involves human subjects, then as much detail as possible should be included in the main paper.
- According to the NeurIPS Code of Ethics, workers involved in data collection, curation, or other labor should be paid at least the minimum wage in the country of the data collector.

### 15. Institutional review board (IRB) approvals or equivalent for research with human subjects

Question: Does the paper describe potential risks incurred by study participants, whether such risks were disclosed to the subjects, and whether Institutional Review Board (IRB) approvals (or an equivalent approval/review based on the requirements of your country or institution) were obtained?

Answer: [\[NA\]](#)

Justification: The paper does not involve crowdsourcing nor research with human subjects.

Guidelines:

- The answer NA means that the paper does not involve crowdsourcing nor research with human subjects.
- Depending on the country in which research is conducted, IRB approval (or equivalent) may be required for any human subjects research. If you obtained IRB approval, you should clearly state this in the paper.
- We recognize that the procedures for this may vary significantly between institutions and locations, and we expect authors to adhere to the NeurIPS Code of Ethics and the guidelines for their institution.
- For initial submissions, do not include any information that would break anonymity (if applicable), such as the institution conducting the review.

#### 16. **Declaration of LLM usage**

Question: Does the paper describe the usage of LLMs if it is an important, original, or non-standard component of the core methods in this research? Note that if the LLM is used only for writing, editing, or formatting purposes and does not impact the core methodology, scientific rigorousness, or originality of the research, declaration is not required.

Answer: [NA]

Justification: The core method development in this research does not involve LLMs as any important, original, or non-standard components.

Guidelines:

- The answer NA means that the core method development in this research does not involve LLMs as any important, original, or non-standard components.
- Please refer to our LLM policy (<https://neurips.cc/Conferences/2025/LLM>) for what should or should not be described.