

IMPROV/MATE: Multimodal AI Assistant for Improv Actor Training

Riccardo Drago
Politecnico di Torino
Torino, Italy
riccardo.drago@studenti.polito.it

Yotam Sechayk
The University of Tokyo
Tokyo, Japan
ysechayk@acm.org

Mustafa Doga Dogan
Adobe Research
Basel, Switzerland
doga@adobe.com

Andrea Sanna
Politecnico di Torino
Torino, Italy
andrea.sanna@polito.it

Takeo Igarashi
The University of Tokyo
Tokyo, Japan
takeo@acm.org

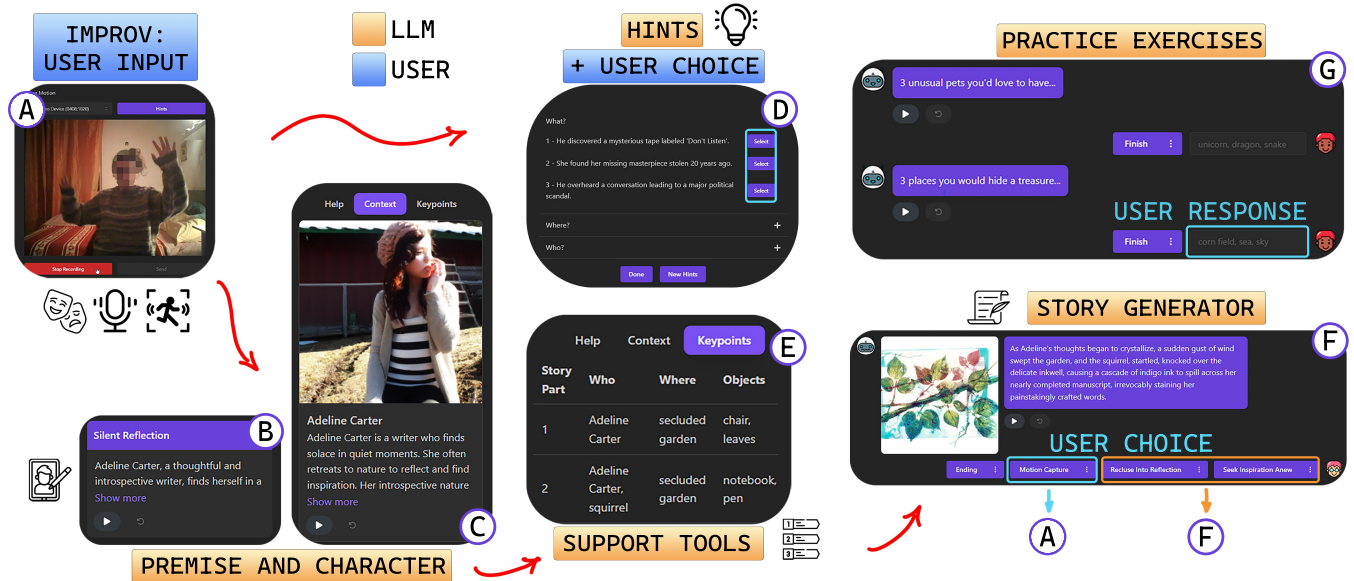


Figure 1: The core interaction loop within IMPROV/MATE. An actor uses full-body movements and dialogue to stage an improvisation: (A) motion input, (B) the premise for the AI-generated story, (C) AI-generated character based on the context given by the user (*image AI-generated*), (D) AI-generated suggestions to help improvise, (E) the tool to track key points in the story, (F) AI-generated story consistent with the performance, advancing the narrative, (G) an exercise to practice and improve the actor's responsiveness.

Abstract

Improvisation training for actors presents unique challenges, particularly in maintaining narrative coherence and managing cognitive load during performances. Previous research on AI in improvisation performance often predates advances in large language models (LLMs) and relies on human intervention. We introduce IMPROV/MATE, which leverages LLMs as GPTs to automate the generation of narrative stimuli and cues, allowing actors to focus on creativity without keeping track of plot or character continuity. Based on insights from professional improvisers, IMPROV/MATE incorporates

exercises that mimic live training, such as abrupt story resolution and reactive thinking exercises, while maintaining coherence via reference tables. By balancing randomness and structured guidance, IMPROV/MATE provides a groundbreaking tool for improv training. Our pilot study revealed that actors might embrace AI techniques if the latter mirrors traditional practices, and appreciate the fresh twist introduced by our approach with the AI-generated cues.

CCS Concepts

• **Human-centered computing** → **Interactive systems and tools**; **Human computer interaction (HCI)**.

Keywords

improvisation training, actor training tools, interactive storytelling, generative AI, multimodal



This work is licensed under a Creative Commons Attribution-NonCommercial-ShareAlike 4.0 International License.

DIS '25 Companion, Funchal, Portugal

© 2025 Copyright held by the owner/author(s).

ACM ISBN 979-8-4007-1486-3/2025/07

<https://doi.org/10.1145/3715668.3736363>

ACM Reference Format:

Riccardo Drago, Yotam Sechayk, Mustafa Doga Dogan, Andrea Sanna, and Takeo Igarashi. 2025. IMPROVMATE: Multimodal AI Assistant for Improv Actor Training. In *Designing Interactive Systems Conference (DIS '25 Companion)*, July 5–9, 2025, Funchal, Portugal. ACM, New York, NY, USA, 9 pages. <https://doi.org/10.1145/3715668.3736363>

1 Introduction

Improvisation is a vital skill in performance arts, requiring actors to think quickly, adapt to evolving contexts, and construct narratives in real-time. High-quality improvisation demands seamless integration of characters, plot points, and emotional responses, ensuring coherence and audience engagement. Achieving this balance involves significant cognitive effort and extensive practice. However, traditional improvisational theater (improv) training heavily relies on human interaction, limiting opportunities for individual practice outside structured group settings.

Advancements in artificial intelligence (AI), particularly large language models (LLMs) have introduced new avenues for supporting creative processes, including improv [4, 26]. AI can generate story elements, suggest narratives, and simulate actor interactions. Current AI-based systems primarily focus on integrating AI as a supporting cast member or narrator in live performance [22, 23]. While these systems benefit from the random nature of LLMs, they often require *immersion-breaking* human intervention, and struggle to keep *narrative coherence* (i.e., consistent plot threads) [3, 23].

IMPROVMATE shifts the focus from live performances to *actor training* by leveraging AI to provide **automated, coherent, and creative support** for improvisation. Based on a formative study with 15 actors of different experience levels, we outline key challenges and needs, revealing ways AI can enhance improv practice. Our system uses *multimodal input* – actor’s audiovisual performance – and generates characters, objects, and scenarios, mimicking the *unpredictability* of live performance, while reducing cognitive load by *tracking narrative elements* throughout the improv session. Furthermore, IMPROVMATE incorporates *structured exercises* based on training techniques used by experienced actors, uses LLM randomness to support creativity [15, 17], and supports traditional improv practice. By requiring no additional equipment for speech and motion recording, the system aims not to increase overhead for the actors and keeps the interaction seamless and intuitive.

In summary, our contributions include: (1) A formative study with improv actors to gather insights on opportunities for AI-driven improvisation tools, (2) IMPROVMATE, an AI-powered system for improv training with multimodal input, and (3) a pilot study with three experienced improv actors to evaluate IMPROVMATE.

2 Related Work

2.1 AI in Improvised Theater

Traditional improvisation unfolds in real time, with actors responding instantly to each other’s words and gestures. Performers often use verbal suggestions from the audience to shape pacing, direct the narrative, and introduce randomness.

Recent innovations have brought technology onto the improv stage. For instance, *Improv Remix* uses mixed reality to let performers revisit recorded scenes and explore narrative possibilities [12], and *RIPT* which enlists an audience-controlled robot as a co-performer in live performances [33]. While these works offer new modes of interacting with the performance itself, using AI can deliver a higher level of creative support for performers.

Early systems introduced AI to generate narrative elements and twists but required human guidance, lacking the automation needed for coherent storytelling [21, 23, 25]. Branch et al. [3] and *Improbatics* [23] highlighted similar issues, where actors often compensated for AI inconsistencies, turning errors into comedic opportunities. Advancements in LLMs have improved creative input, allowing AI to generate rich dialogue and interact more naturally [4, 11, 24]. However, challenges persist, including biases in training data [26], limited contextual awareness [23], and difficulties in maintaining narrative coherence [3, 22]. Cross-language improvisation has also been explored, as in Mirowski et al. [26], revealing new possibilities but raising concerns about cultural and contextual relevance.

Our system – built on traditional improv techniques suggested by actors – shifts AI’s role from the stage to the backstage and focuses on supporting solo training rather than participating in live performances.

2.2 AI-assisted Interactive Storytelling

Interactive storytelling is increasingly achievable through modern technologies, enabling creators to build immersive, engaging narratives using tools like AR, IoT and more. Early systems – like *StoryMakAR* [13] and *Jigsaw* [39] – focused on interactive plots with these devices but struggled with accessibility due to sensory overload or technical challenges. AI has further advanced storytelling by enabling dialogue-based narratives [6, 10, 37, 40]. Tools like *Crafting Narratives* [1], *StoryDrawer* [38], and *DrawTalking* [27] integrate diverse user inputs such as objects, drawings, or text to enhance creativity [36, 41]. Collaborative storytelling, as seen in *SAGA* [28, 30], positions AI as a co-creator. Despite these advancements, challenges like usability, scalability, and user adaptability remain [2, 7, 16, 31, 35].

Our system builds on these advances by positioning AI as a co-creator, focuses on narrative collaboration, and provides visual feedback via AI-generated images. Designed to be easy to use and flexible, it adapts to the needs of all users, with our AI that acts as an improv partner, using hallucinations to stimulate creativity.

2.3 Performance-Based Motion Storytelling

Motion-based storytelling systems use gestures or actions to direct narratives [8, 29, 32]. Systems like *Puppet Narrator* [18, 19] and *Ready...Action!* [9] engage users by capturing movements through markers or motion capture suites. While effective in enhancing interactivity, these systems are constrained by predefined gesture sets, reliance on costly equipment, and limited accessibility. For instance, *Ready...Action!* allows children to act out scenes in real-time but requires external hardware and long setup times, reducing scalability and usability.

Our system takes advantage of recent advancements in visual understanding of LLMs to analyze actors' performances using improv principles identified in our formative study. This approach eliminates the need for specialized equipment or time-consuming setup, resulting in greater ease of use and accessibility.

3 Formative Study

In preparation for designing IMPROVMATE, we conducted a formative study with performers from an improv club. The first author conducted the analysis using a bottom-up approach [5], with iterative refinements made during collaborative meetings with co-authors. We collected 13 online survey responses and interviewed 2 participants, offering diverse perspectives on the integration of AI into improv. Participants varied in gender (F: 5, M: 10), age (18-25: 6, 25-35: 5, 35+: 4), and practice (< 1 yr: 3, 1-3 yrs: 10, 3-5 yrs: 1, > 5 yrs: 1). A generational divide emerged: all younger participants (18-25) embraced AI, compared to 75% (age 35+) - 80% (25-35) of older ones. Many expressed AI's adaptive ability to provide *immediate feedback* and *personalize training*, while some – based on experience with chatbots as *ChatGPT* – viewed AI as a substitute for human partners. Although AI as an on-stage actor was less favored, participants suggested that AI could simulate audience input by offering suggestions similar to reactions from a live crowd, despite concerns that over-reliance might undermine spontaneity.

Randomness and Narrative Coherence. In many fields, AI hallucinations and randomness can be a problem, but not necessarily in the creative field. Many participants found that *unexpected* stimuli (new characters, objects) can push them out of their comfort zone, facing unfamiliar situations. Overwhelmed by these twists, participants highlighted the importance of structured *key points* to guide the performance (settings, characters, plot elements). Even so, balancing narrative coherence and reactivity remains crucial: 46% of participants preferred reactivity, 39% were more neutral and 15% favored narrative coherence. Although there is a slight overall preference for reactivity variability indicates that some actors favor spontaneity, while others prefer a more structured and rational approach.

Methods to Support Improv. We discussed various approaches for supporting actors, including methods for tracking narrative elements, integrating images, and more. When asked about tools for tracking these elements, 62% were neutral and 13% positive. In contrast, *AI-generated images* for the story context received 70% negative ratings due to ethical concerns, such as copyright issues for artists. Exercises aimed at *training specific skills* were rated neutral (62%) or positive (13%), with many citing activities like *finish stories suddenly* and *quick-response challenges* to improve reactivity. These findings, based on a small sample, highlight the need for broader research.

3.1 Design Goals

The study showed that actors are open to using AI as a training partner or audience-like support, where random hints can boost creativity. They also stressed the need for structured elements to track narrative details and exercises to train specific improv skills.

Based on these results, we propose four design goals (DG) for an AI-based improv support tool:

DG1: Simulate an acting partner, facilitating traditional experience and allowing solo practice.

DG2: Emulate audience interaction during improvisation, stimulating creativity through unexpected cues.

DG3: Help actors overcome difficulties in maintaining narrative coherence.

DG4: Provide realistic improv exercises, allowing actors to choose the skill to practice.

4 System Overview

Based on these goals, we designed IMPROVMATE, a system that can support actors in their improv performances, recognizing dialogues and movements through LLM, and acting as a partner in the construction of the narrative. Our goal is to enable practice without human partners, offering an exciting alternative to traditional improv while enhancing the experience with our AI-driven tools.

4.1 System Implementation

The system is implemented using *React.js* for the frontend and *Flask* for the backend. *OpenAI GPT-4o* [14] is used to analyze user improvisations and generate coherent responses following improv principles; the prompts we used can be found in the Supplementary Material. Insights from our formative study revealed three core actor needs: expressing themselves through motion and speech, co-creating with a scene partner, and receiving real-time support. These needs shaped our modular system design, resulting in three main components: **Performance Input**, **Improv Partner** and **Improv Support**, all integrated into the execution flow (Figure 2).

Performance Input. User performance is recorded via webcam and audio, and at each step the user may select AI-generated hints to incorporate into the scene. After the user performs an improv scene, we analyze motion by sampling video frames at a rate of 1FPS, sufficient for motion labeling using *GPT-4o* [20, 34], as determined in our interrogative study (see Supplementary Material for details). The frames are sent to *GPT-4o* for motion analysis. The audio is sent to *OpenAI Whisper* for transcription. These together are used by the *Story Manager* to advance the story.

Improv Partner. We defined the *Story Manager*, an LLM agent divided into two components: the *Story Initializer*, responsible for generating the premise, character, and beginning of the story, and the *Story Generator*, which continues and evolves the story in line with the improvisational flow. Initially, the *Story Initializer* is executed; then, for each step, the *Story Generator* uses the story so far to continue with the narrative. The latter is randomly influenced on the length of the text to generate and follows the principles of improvisation mentioned by formative study participants. It acts like a theater companion (**DG1**), introducing variables such as: new characters, new objects, changes of location, plot twists or time jumps. After reading the generated story segment, the user continues either with a new improvised performance or by letting the AI further develop the narrative.

Improv Support. Following the suggestions made by the formative study participants, we implemented several tools to support

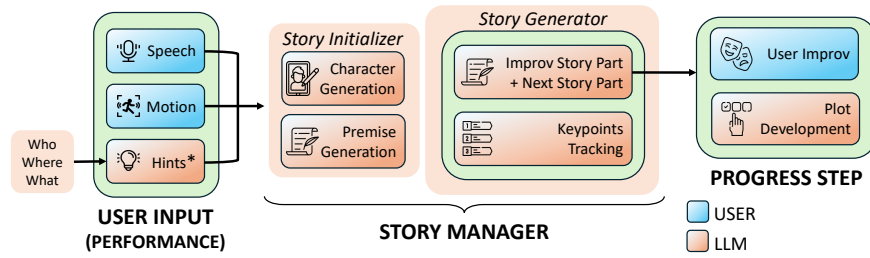


Figure 2: Single step of execution: the actor stages an improv performance (User Input), using LLM-generated hints. The Story Initializer creates the character and premise for the story. Next, the user’s dialogue and movements are analyzed to continue the story through the Story Generator. At this point, the user can choose whether to continue with another improv (return to User Input) or continue with LLM-generated plot developments (return to Story Generator). The possibility of concluding the story is also given.

improv practice. IMPROVMATE tracks key points in the story (characters, places, and objects) to facilitate the maintenance of narrative coherence (DG3) and features optional audio narration that reads the story aloud. To simulate the audience’s help and enhance creative thinking (DG2), the system proposes LLM-generated hints on *who*, *where*, and *what* they are doing. The user can regenerate suggestions or propose more scenarios for personalized improv practice.

To provide further support, IMPROVMATE provides two exercises to refine the actor’s skills (DG4). In “Three Things”, the system proposes creative prompts (e.g., “Three things you would take to the moon...”) which the user must complete with three responses, helping them train quick thinking and reactivity. In “Endings”, the system first generates a story for the user to complete, then offers hints for different finale types (happy, sad, catastrophic, or absurd), challenging the actor to conclude the narrative in a single performance.

5 Pilot Study

To evaluate the usability and functionality of our tool, we conducted a pilot study with three improv experts (P1-P3) who participated in the formative study and were recruited from the aforementioned club. In this study, actors engaged with the main features of IMPROVMATE (Figure 3). Feedback was collected through observation, open-ended questions, and post-interaction interviews. This study involved experienced improvisation actors participating in a low-risk, exploratory pilot of a training system. All participants were 18 or older, participated voluntarily, and were fully informed about the study’s purpose and procedures. No identifiable or sensitive personal data were collected, and all interactions were recorded and analyzed in an anonymized form.

Story Generation. All participants were pleased that the AI was able to interpret their intentions, pauses and emotions, and generated a coherent narrative aligned with established character traits. P1 appreciated that the AI added explanations to vague narrative elements she had introduced, adding depth to the story. She described AI-generated improvisations as more “discursive” than traditional formats, providing richer context rather than focusing only on dialogues: “It’s a different approach, but interesting [and] more reasoned”.

She explained that effective plot twists require complex story structures. Additionally, P3 appreciated the detailed descriptions that helped him imagine the scene. The system’s ability to resolve loose ends was seen as essential for high-quality performances (overcome difficulties, DG3).

Improv Support. All participants found the AI-generated random hints and plot twists unexpected, interesting, and entertaining, similar to live suggestions from a director or audience (audience-like support, DG2). P1 quickly incorporated a newly introduced object into her improv, and was surprised by the LLM transforming a secondary character into a main one. She appreciated being able to act “freely”, choosing whether to react intuitively or thoughtfully, since a satisfactory outcome was guaranteed. P2 used the dynamic cues to enhance storytelling and suggested optional customization for the hints. P3 echoed these views and noted that the hints were instrumental in overcoming creative blocks. The key point list, tracking narrative elements, reduced cognitive load by helping the participants focus on creativity rather than memory, recalling important details, as P1 said: “This was helpful, I always forget the names of characters introduced by others”. P2 underlined the importance of the feature, emphasizing that constant visibility of it is crucial to avoid losing track of plot elements.

Exercises. The *Endings* exercise helped participants practice narrative conclusions. P1 valued staging challenging scenarios (e.g., flash-forwards), while P3 appreciated refining endings through repetition. *Three Things* was described as fun and light, training rapid thinking with low cognitive load. P1 found it similar to live exercises, “like I do with my friends from improv.” P2 and P3 observed that structured exercises resemble live practice sessions, while free improv feels slightly different since AI replaces human interaction. The exercises were effective at training “spontaneity and adaptability” (P2), while requiring minimal effort, making them suitable for low-energy practice sessions (realistic exercises, DG4).

Further Benefits. The interface was described as “intuitive” (P2), with clear instructions and well-labeled AI-generated choices. P1 praised the audio narration, which helped stay focused on improvisation and P3 underlined the benefit for visually impaired actors. P2 recognized the system’s potential as both a creative companion and a teaching tool, while P3 noted its ability to build confidence

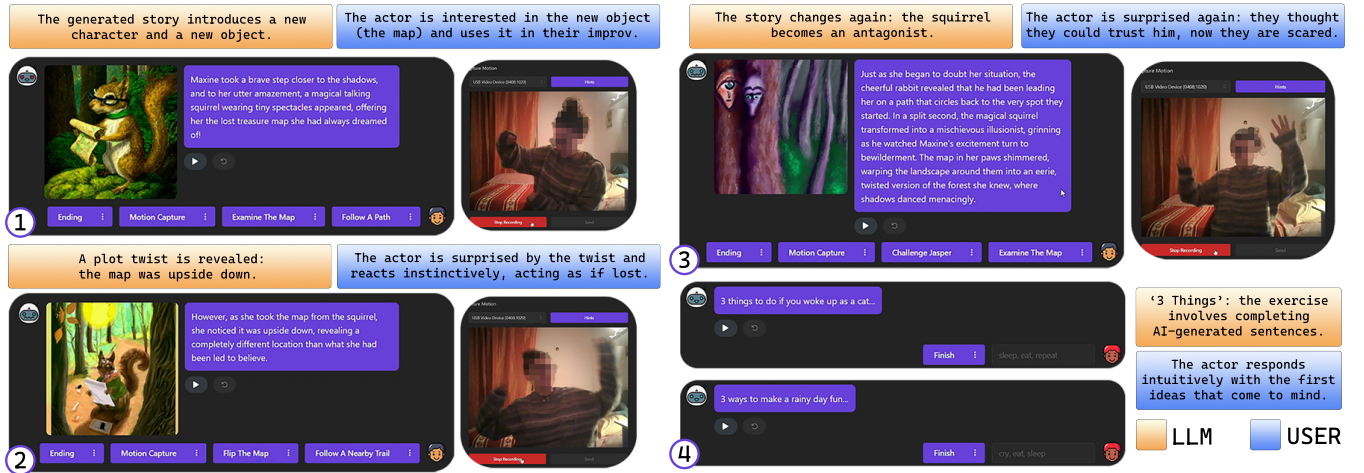


Figure 3: The experienced actor trying IMPROVMATE. Her reactions to what the story proposes are highlighted. (1-3) Actor using story mode. (4) Actor trying one of the exercises. Blue boxes refer to user input; orange boxes refer to LLM-generated content.

in shy actors by letting them perform without audience pressure. All participants reported feeling entertained and creatively stimulated, as if “*improvising with friends*” (replace traditional practice, **DG1**) (P1-P3). IMPROVMATE accommodated various acting styles: P2 improvised with a much freer style, using different tones of voice and full character immersion, while P1 and P3 took longer to adapt to improvisation in front of a PC, possibly due to the lack of human companions and a theatrical atmosphere, as P2 noted. Initially skeptical about AI in improv, “*It is not easy to improvise in front of a PC [...] you could lose the atmosphere of the theater*”, P2 ultimately changed his mind, considering himself amused and satisfied by the experience. A minor limitation was the occasional latency in generating AI responses, although the overall experience was enjoyable.

Comparison to Live Practice. Participants found that IMPROVMATE efficiently replaces traditional theater training, it stimulates creativity through audience-style suggestions and new narrative directions, while enabling solo practice and realistic story creation. However, this approach lacks the real-time feedback that co-actors or teachers normally provide, limiting actors’ ability to reflect and improve on their performance. Future work could introduce a guided-feedback feature to offer tailored critique and development paths; however, this will require deeper research into improvisational principles to ensure fidelity to the art form.

6 Conclusion and Future Work

We introduced IMPROVMATE, a system for a collaborative human-AI approach to performing theater, using dialogue and full-body motion as input to advance the narrative. It is designed specifically for improv actors. IMPROVMATE combines AI-driven storytelling with unassisted motion capture, enabling the creation of engaging performances without the need for additional external technology. Our pilot study has shown that actors are open and enthusiastic about integrating AI into their practice when the tools proposed

are coherent with improv methods and resemble traditional approaches.

In future studies, tracking creative progress over time could yield valuable insights into the benefits of our AI-based training system compared to traditional methods. Longitudinal studies can be conducted to understand the long-term impact on other aspects, such as cognitive abilities, creativity, or physical coordination.

Acknowledgments

This work was partially supported by the Japan Science and Technology Agency (JST) as part of Adopting Sustainable Partnerships for Innovative Research Ecosystem (ASPIRE), Grant Number JPM-JAP2401.

References

- [1] Shipra Balasubramani. 2024. *Crafting Narratives: Real-Time Generative Storytelling through Tangible AI*. Ph. D. Dissertation. OCAD University.
- [2] Nicholas David Bowman, Lyndsay Michalik Gratch, Dan Pacheco, and T Manaka Chock. 2024. Immersive Storytelling as a Technology, a Practice, and an Experience. *Media and Communication* 12 (2024).
- [3] Boyd Branch, Piotr Mirowski, and Kory W. Mathewson. 2021. Collaborative Storytelling with Human Actors and AI Narrators. In *Proceedings of the Twelfth International Conference on Computational Creativity, Mexico City, Mexico (Virtual), September 14-18, 2021*, Andrés Gómez de Silva Garza, Tony Veale, Wendy Aguilar, and Rafael Pérez y Pérez (Eds.). Association for Computational Creativity (ACC), 96–101. https://computationalcreativity.net/iccc21/wp-content/uploads/2021/09/ICCC_2021_paper_118.pdf
- [4] Boyd Branch, Piotr Mirowski, Kory W. Mathewson, Sophia Ppali, and Alexandra Covaci. 2024. Designing and Evaluating Dialogue LLMs for Co-Creative Improvised Theatre. *CoRR* abs/2405.07111 (2024). doi:10.48550/ARXIV.2405.07111 arXiv:2405.07111
- [5] Virginia Braun and Victoria Clarke. 2006. Using Thematic Analysis in Psychology. *Qualitative research in psychology* 3, 2 (2006), 77–101.
- [6] Ben Burtenshaw. 2020. AI Stories: An Interactive Narrative System for Children. *CoRR* abs/2011.04242 (2020). arXiv:2011.04242 <https://arxiv.org/abs/2011.04242>
- [7] Marc Cavazza, Fred Charles, and Steven J. Mead. 2002. Character-Based Interactive Storytelling. *IEEE Intell. Syst.* 17, 4 (2002), 17–24. doi:10.1109/MIS.2002.1024747
- [8] Mengyu Chen, Marko Peljhan, and Misha Sra. 2024. ConnectVR: A Trigger-Action Interface for Creating Agent-based Interactive VR Stories. In *IEEE Conference Virtual Reality and 3D User Interfaces, VR 2024, Orlando, FL, USA, March 16-21, 2024*. IEEE, 286–297. doi:10.1109/VR58804.2024.00051

- [9] Sharon Lynn Chu, Francis K. H. Quek, and Kumar Sridharamurthy. 2014. Ready...action!: a performative authoring system for children to create animated stories. In *Proceedings of the 11th Conference on Advances in Computer Entertainment Technology, ACE '14, Funchal, Madeira, Portugal, November 11-14, 2014*, Yoram Chisik, Christian Geiger, and Shoichi Hasegawa (Eds.). ACM, 52:1–52:4. doi:10.1145/2663806.2663858
- [10] Elizabeth Clark, Anne Spencer Ross, Chenhao Tan, Yangfeng Ji, and Noah A. Smith. 2018. Creative Writing with a Machine in the Loop: Case Studies on Slogans and Stories. In *Proceedings of the 23rd International Conference on Intelligent User Interfaces, IUI 2018, Tokyo, Japan, March 07-11, 2018*, Shlomo Berkovsky, Yoshinori Hijikata, Jun Rekimoto, Margaret M. Burnett, Mark Billinghurst, and Aaron Quigley (Eds.). ACM, 329–340. doi:10.1145/3172944.3172983
- [11] Mustafa Doga Dogan, Eric J Gonzalez, Karan Ahuja, Ruofei Du, Andrea Colaço, Johnny Lee, Mar Gonzalez-Franco, and David Kim. 2024. Augmented Object Intelligence with XR-Objects. In *Proceedings of the 37th Annual ACM Symposium on User Interface Software and Technology (UIST '24)*. Association for Computing Machinery, New York, NY, USA, 1–15. doi:10.1145/3654777.3676379
- [12] Dustin Freeman and Ravi Balakrishnan. 2016. Improv Remix: Mixed-Reality Video Manipulation Using Whole-Body Interaction to Extend Improvised Theatre. In *Proceedings of the 2016 ACM Conference on Designing Interactive Systems, DIS '16, Brisbane, QLD, Australia, June 04 - 08, 2016*, Marcus Foth, Wendy Ju, Ronald Schroeter, and Stephen Viller (Eds.). ACM, 533–542. doi:10.1145/2901790.2901894
- [13] Terrell Glenn, Ananya Ipsita, Caleb Carithers, Kylie Peppler, and Karthik Ramani. 2020. StoryMakAR: Bringing Stories to Life With An Augmented Reality & Physical Prototyping Toolkit for Youth. In *CHI '20: CHI Conference on Human Factors in Computing Systems, Honolulu, HI, USA, April 25-30, 2020*, Regina Bernhaupt, Florian 'Floyd' Mueller, David Verweij, Josh Andres, Joanna McGrenere, Andy Cockburn, Ignacio Avellino, Alix Goguy, Pernille Bjørn, Shengdong Zhao, Briane Paul Samson, and Rafal Kocielnik (Eds.). ACM, 1–14. doi:10.1145/3313831.3376790
- [14] Aaron Hurst, Adam Lerer, Adam P. Goucher, Adam Perelman, Aditya Ramesh, Aidan Clark, AJ Ostrow, Akila Welihinda, Alan Hayes, Alec Radford, Aleksander Madry, Alex Baker-Whitcomb, Alex Beutel, Alex Borzunov, Alex Carney, Alex Chow, Alex Kirillov, Alex Nichol, Alex Paino, Alex Renzin, Alex Tachard Passos, Alexander Kirillov, Alexi Christakis, Alexis Conneau, Ali Kamali, Allan Jabri, Allison Moyer, Allison Tam, Amadood Crookes, Amin Tootoonchian, Ananya Kumar, Andrea Vellone, Andrej Karpathy, Andrew Braunstein, Andrew Cann, Andrew Codispoti, Andrew Galu, Andrew Kondrich, Andrew Tulloch, Andrew Mishchenko, Angela Baek, Angela Jiang, Antoine Pelisse, Antonia Woodford, Anuj Gosalia, Arka Dhar, Ashley Pantuliano, Avi Nayak, Avital Oliver, Barret Zoph, Behrooz Ghorbani, Ben Leimberger, Ben Rossen, Ben Sokolowsky, Ben Wang, Benjamin Zweig, Beth Hoover, Blake Samic, Bob McGrew, Bobby Spero, Bogo Gierthler, Bowen Cheng, Brad Lightcap, Brandon Walkin, Brendan Quinn, Brian Guarraci, Brian Hsu, Bright Kellogg, Brydon Eastman, Camillo Lugaresi, Carroll L. Wainwright, Cary Bassin, Cary Hudson, Casey Chu, Chad Nelson, Chak Li, Chan Jun Shern, Channing Conger, Charlotte Barrette, Chelsea Voss, Chen Ding, Cheng Lu, Chong Zhang, Chris Beaumont, Chris Hallacy, Chris Koch, Christian Gibson, Christina Kim, Christine Choi, Christine McLeavey, Christopher Hesse, Claudia Fischer, Clemens Winter, Coley Czarnecki, Colin Jarvis, Colin Wei, Constantin Koumouzelis, and Dane Sherburn. 2024. GPT-4o System Card. *CoRR abs/2410.21276* (2024). doi:10.48550/ARXIV.2410.21276 arXiv:2410.21276
- [15] Harsh Kumar, Jonathan Vincentius, Ewan Jordan, and Ashton Anderson. 2024. Human Creativity in the Age of LLMs: Randomized Experiments on Divergent and Convergent Thinking. *CoRR abs/2410.03703* (2024). doi:10.48550/ARXIV.2410.03703 arXiv:2410.03703
- [16] Changyang Li, Wanwan Li, Haikun Huang, and Lap-Fai Yu. 2022. Interactive augmented reality storytelling guided by scene semantics. *ACM Trans. Graph.* 41, 4 (2022), 91:1–91:15. doi:10.1145/3528223.3530061
- [17] Jiyang Li, Jiale Li, and Yunsheng Su. 2024. A Map of Exploring Human Interaction Patterns with LLM: Insights into Collaboration and Creativity. In *Artificial Intelligence in HCI - 5th International Conference, AI-HCI 2024, Held as Part of the 26th HCI International Conference, HCII 2024, Washington, DC, USA, June 29 - July 4, 2024, Proceedings, Part III*, Helmut Degen and Stavroula Ntoa (Eds.), Vol. 14736. Springer, 60–85. doi:10.1007/978-3-031-60615-1_5
- [18] Hui Liang, Jian Chang, Shujie Deng, Can Chen, Ruofeng Tong, and Jian-Jun Zhang. 2017. Exploitation of multiplayer interaction and development of virtual puppetry storytelling using gesture control and stereoscopic devices. *Comput. Animat. Virtual Worlds* 28, 5 (2017). doi:10.1002/CAV.1727
- [19] Hui Liang, Jian Chang, Ismail Khalid Kazmi, Jian-Jun Zhang, and Peifeng Jiao. 2015. Puppet Narrator: Utilizing Motion Sensing Technology in Storytelling for Young Children. In *7th International Conference on Games and Virtual Worlds for Serious Applications, VS-Games 2015, Skövde, Sweden, September 16-18, 2015*, Per Backlund, Henrik Engström, and Fotis Liarokapis (Eds.). IEEE Computer Society, 1–8. doi:10.1109/VS-GAMES.2015.7295784
- [20] Jing Lin, Ailing Zeng, Shunlin Lu, Yuanhao Cai, Ruimao Zhang, Haoqian Wang, and Lei Zhang. 2023. Motion-X: A Large-scale 3D Expressive Whole-body Human Motion Dataset. *Advances in Neural Information Processing Systems* (2023).
- [21] Brian Magerko, Peter Dohogne, and Chris DeLeon. 2011. Employing Fuzzy Concept for Digital Improvisational Theatre. In *Proceedings of the Seventh AAAI Conference on Artificial Intelligence and Interactive Digital Entertainment, AIIDE 2011, October 10-14, 2011, Stanford, California, USA*, Vadim Bulitko and Mark O. Riedl (Eds.). The AAAI Press. <http://www.aaai.org/ocs/index.php/AIIDE/AIIDE11/paper/view/4071>
- [22] Kory W. Mathewson and Piotr Mirowski. 2017. Improvised Theatre Alongside Artificial Intelligences. In *Proceedings of the Thirteenth AAAI Conference on Artificial Intelligence and Interactive Digital Entertainment (AIIDE '17), October 5-9, 2017, Snowbird, Little Cottonwood Canyon, Utah, USA*, Brian Magerko and Jonathan P. Rowe (Eds.). AAAI Press, 66–72. <https://aaai.org/ocs/index.php/AIIDE/AIIDE17/paper/view/15825>
- [23] Kory W. Mathewson and Piotr Mirowski. 2018. Improbots: Exploring the Imitation Game Using Machine Intelligence in Improvised Theatre. In *Proceedings of the Fourteenth AAAI Conference on Artificial Intelligence and Interactive Digital Entertainment, AIIDE 2018, November 13-17, 2018, Edmonton, Canada*, Jonathan P. Rowe and Gillian Smith (Eds.). AAAI Press, 59–66. <https://aaai.org/ocs/index.php/AIIDE/AIIDE18/paper/view/18127>
- [24] Piotr Mirowski, Juliette Love, Kory W. Mathewson, and Shakir Mohamed. 2024. A Robot Walks into a Bar: Can Language Models Serve as Creativity Support Tools for Comedy? An Evaluation of LLMs' Humour Alignment with Comedians. In *The 2024 ACM Conference on Fairness, Accountability, and Transparency, FAccT 2024, Rio de Janeiro, Brazil, June 3-6, 2024*. ACM, 1622–1636. doi:10.1145/3630106.3658993
- [25] Piotr Mirowski and Kory Wallace Mathewson. 2019. Human Improvised Theatre Augmented with Artificial Intelligence. In *Proceedings of the 2019 ACM SIGCHI Conference on Creativity and Cognition, C&C 2019, San Diego, CA, USA, June 23-26, 2019*, Steven Dow, Mary Lou Maher, Andruid Kerne, and Celine Latulipe (Eds.). ACM, 527–530. doi:10.1145/3325480.3326547
- [26] Piotr Mirowski, Kory W. Mathewson, Boyd Branch, Thomas Winters, Ben Verhoeven, and Jenny Elfving. 2020. Rosetta Code: Improv in Any Language. In *Proceedings of the Eleventh International Conference on Computational Creativity, ICC2020, Coimbra, Portugal, September 7-11, 2020*, F. Amílcar Cardoso, Penousal Machado, Tony Veale, and João Miguel Cunha (Eds.). Association for Computational Creativity (ACC), 115–122. <http://computationalcreativity.net/icc20/papers/017-icc20.pdf>
- [27] Karl Toby Rosenberg, Rubaiat Habib Kazi, Li-Yi Wei, Haijun Xia, and Ken Perlin. 2024. DrawTalking: Towards Building Interactive Worlds by Sketching and Speaking. In *Extended Abstracts of the CHI Conference on Human Factors in Computing Systems, CHI EA 2024, Honolulu, HI, USA, May 11-16, 2024*, Florian 'Floyd' Mueller, Penny Kyburz, Julie R. Williamson, and Corina Sas (Eds.). ACM, 113:1–113:8. doi:10.1145/3613905.3651089
- [28] Hanieh Shakeri, Carman Neustaedter, and Steve DiPaola. 2021. SAGA: Collaborative Storytelling with GPT-3. In *Companion Publication of the 2021 ACM Conference on Computer Supported Cooperative Work and Social Computing, CSCW 2021, Virtual Event, USA, October 23-27, 2021*, Jeremy P. Birnholtz, Luigina Cioffi, Sharon Ding, Susan R. Fussell, Andrés Monroy-Hernández, Sean Munson, Irina Shklovskii, and Mor Naaman (Eds.). ACM, 163–166. doi:10.1145/3462204.3481771
- [29] Abbey Singh, Ramanpreet Kaur, Peter Haltner, Matthew Peachey, Mar González-Franco, Joseph W. Malloch, and Derek Reilly. 2021. Story CreatAR: a Toolkit for Spatially-Adaptive Augmented Reality Storytelling. In *IEEE Virtual Reality and 3D User Interfaces, VR 2021, Lisbon, Portugal, March 27 - April 1, 2021*. IEEE, 713–722. doi:10.1109/VR50410.2021.00098
- [30] Ben Swanson, Kory W. Mathewson, Ben Pietrzak, Sherol Chen, and Monica Dinalescu. 2021. Story Centaur: Large Language Model Few Shot Learning as a Creative Writing Tool. In *Proceedings of the 16th Conference of the European Chapter of the Association for Computational Linguistics: System Demonstrations, EACL 2021, Online, April 19-23, 2021*, Dimitra Gkatzia and Djamel Seddah (Eds.). Association for Computational Linguistics, 244–256. doi:10.18653/V1/2021.EACL-DEMOS.29
- [31] David Thue, Vadim Bulitko, Marcia Spetch, and Eric Wasylishen. 2007. Interactive Storytelling: A Player Modelling Approach. In *Proceedings of the Third Artificial Intelligence and Interactive Digital Entertainment Conference, June 6-8, 2007, Stanford, California, USA*, Jonathan Schaeffer and Michael Mateas (Eds.). The AAAI Press, 43–48. <http://www.aaai.org/Library/AIIDE/2007/aiide07-008.php>
- [32] Tianyi Wang, Xun Qian, Fengming He, Xiyun Hu, Yuanzhi Cao, and Karthik Ramani. 2021. GesturAR: An Authoring System for Creating Freehand Interactive Augmented Reality Applications. In *UIST '21: The 34th Annual ACM Symposium on User Interface Software and Technology, Virtual Event, USA, October 10-14, 2021*, Jeffrey Nichols, Ranjitha Kumar, and Michael Nebeling (Eds.). ACM, 552–567. doi:10.1145/3472749.3474769
- [33] Tiffany Wun, Claire Mikalaukas, Kevin Ta, Joshua Horacek, and Lora Oehlberg. 2018. RPT: Improvising with an Audience-Sourced Performance Robot. In *Companion Publication of the 19th International ACM SIGACCESS Conference on Computers and Accessibility, DIS 2018, Hong Kong, China, June 09-13, 2018*, Ilpo Koskinen, Youn-Kyung Lim, Teresa Cerratto-Pargman, Kenny K. N. Chow, and William Odom (Eds.). ACM, 323–326. doi:10.1145/3197391.3205397

- [34] Wangyu Xue, Chen Qian, Jiayi Wu, Yang Zhou, Wentao Liu, Ju Ren, Siming Fan, and Yaoxue Zhang. 2024. ShotVL: Human-Centric Highlight Frame Retrieval via Language Queries. *CoRR* abs/2412.12675 (2024). doi:10.48550/ARXIV.2412.12675 arXiv:2412.12675
- [35] Shuran Yang. 2023. Storytelling and user experience in the cultural metaverse. *Heliyon* 9, 4 (2023).
- [36] Sechayk Yotam, A Penarska Gabriela, A Randsalu Isa, Arzate Cruz Christian, and Igarashi Takeo. 2024. MyStoryKnight: A Character-drawing Driven Storytelling System Using LLM Hallucinations. *IPSJ Interaction* (2024).
- [37] Ann Yuan, Andy Coenen, Emily Reif, and Daphne Ippolito. 2022. Wordcraft: Story Writing With Large Language Models. In *IUI 2022: 27th International Conference on Intelligent User Interfaces, Helsinki, Finland, March 22 - 25, 2022*, Giulio Jacucci, Samuel Kaski, Cristina Conati, Simone Stumpf, Tuukka Ruotsalo, and Krzysztof Gajos (Eds.). ACM, 841–852. doi:10.1145/3490099.3511105
- [38] Chao Zhang, Cheng Yao, Jiayi Wu, Weijia Lin, Lijuan Liu, Ge Yan, and Fangtian Ying. 2022. StoryDrawer: A Child-AI Collaborative Drawing System to Support Children's Creative Visual Storytelling. In *CHI '22: CHI Conference on Human Factors in Computing Systems, New Orleans, LA, USA, 29 April 2022 - 5 May 2022*, Simone D. J. Barbosa, Cliff Lampe, Caroline Appert, David A. Shamma, Steven Mark Drucker, Julie R. Williamson, and Koji Yatani (Eds.). ACM, 311:1–311:15. doi:10.1145/3491102.3501914
- [39] Lei Zhang, Daekun Kim, Youjean Cho, Ava Robinson, Yu Jiang Tham, Rajan Vaish, and Andrés Monroy-Hernández. 2024. Jigsaw: Authoring Immersive Storytelling Experiences with Augmented Reality and Internet of Things. In *Proceedings of the CHI Conference on Human Factors in Computing Systems, CHI 2024, Honolulu, HI, USA, May 11-16, 2024*, Florian 'Floyd' Mueller, Penny Kyburz, Julie R. Williamson, Corina Sas, Max L. Wilson, Phoebe O. Toups Dugas, and Irina Shklovski (Eds.). ACM, 87:1–87:14. doi:10.1145/3613904.3642744
- [40] Zheng Zhang, Ying Xu, Yanhao Wang, Bingsheng Yao, Daniel Ritchie, Tongshuang Wu, Mo Yu, Dakuo Wang, and Toby Jia-Jun Li. 2022. StoryBuddy: A Human-AI Collaborative Chatbot for Parent-Child Interactive Storytelling with Flexible Parental Involvement. In *CHI '22: CHI Conference on Human Factors in Computing Systems, New Orleans, LA, USA, 29 April 2022 - 5 May 2022*, Simone D. J. Barbosa, Cliff Lampe, Caroline Appert, David A. Shamma, Steven Mark Drucker, Julie R. Williamson, and Koji Yatani (Eds.). ACM, 218:1–218:21. doi:10.1145/3491102.3517479
- [41] Yijun Zhao, Yiming Cheng, Shiyang Ding, Yan Fang, Wei Cao, Ke Liu, and Jiacheng Cao. 2024. Magic Camera: An AI Drawing Game Supporting Instantaneous Story Creation for Children. In *Proceedings of the 23rd Annual ACM Interaction Design and Children Conference, IDC 2024, Delft, Netherlands, June 17-20, 2024*. ACM, 738–743. doi:10.1145/3628516.3659386

Supplementary Information

We provide additional materials supporting the implementation and evaluation of our system. We include two sections:

- **Motion Labeling Study:** we present a focused interrogative analysis of *GPT-4o*'s ability to interpret and label motion-based input, which informs our understanding of its potential for multimodal improv interaction.
- **Prompt Design:** we detail the structured prompts used in the application to generate narrative elements and responses tailored to improvisational performance.

These components offer insight into the technical decisions and empirical grounding behind our use of *GPT-4o* in an improv training context.

A Preliminary Technical Evaluation of Motion Recognition from Video Frames

By capturing user motion using a camera, we want to analyze the video to perform motion labeling. To achieve this, we performed an interrogative study on the motion labeling capability of *GPT-4o*. We run tests with different approaches using the *Motion-X* [20] dataset, which provides text and full-body motion annotations generated via a specialized pipeline that includes LLM.

A.1 Approach

To perform an in-depth study, we want to analyze two different formats to represent motion in individual videos:

- *Video frames:* sampled frames inputted to the LLM for analysis.
- *MediaPipe data:* pose detection performed via MediaPipe, with results sent to the LLM.

Frames were sampled at varying rates to find a balance between detail and token usage. The LLM analyzed a subset of randomly sampled videos, comparing the generated descriptions to the ground truth labels of the dataset using the *SentenceTransformer* model with BERT. Errors due to incorrect video recognition were excluded.

A.2 Results

The results show that the LLM accurately labeled motions even at low frame rates, e.g., 1 frame per second (fps), achieving comparable results at higher rates, e.g., 10 fps. The labels differed from the ground truth of the dataset, as the latter was generated with added context. Adding video titles as context improved similarity by about 10%. For each test, we computed the average similarity, the median, the standard deviation and the average tokens used for the three types returned as output by the request (completion, prompt, total), as shown in Tables 1 and 2.

For example, consider a video with a frame rate of 30 fps. With an *fps_skip_ratio* of 0.1, frames are sampled every 3 frames ($frames_to_skip = int(30 * 0.1) = 3$), resulting in more samples. On the other hand, with an *fp_skip_ratio* of 1, frames are sampled every 30 frames ($frames_to_skip = int(30 * 1) = 30$), resulting in fewer samples. Interestingly, the results demonstrate that fewer tokens (achieved by increasing *fps_skip_ratio*, e.g., to 1) often lead to better similarity scores. This may be due to reduced redundancy in sampled frames, allowing the model to focus on essential motion patterns while avoiding noise and cognitive overload.

The tables report:

- **AVG (Average):** The average similarity score between our labels and ground-truth.
- **MED (Median):** The median similarity score, showing the central trend in the data.
- **STD (Standard Deviation):** The variability of the similarity scores across all tested samples.
- **AVG TKN CMP (Average Tokens - Completion):** The average number of tokens used in the completion requests.
- **AVG TKN PMT (Average Tokens - Prompt):** The average number of tokens used in prompts.
- **AVG TKN TOT (Average Tokens - Total):** The total average tokens (combining completion and prompt tokens).

Table 1. This analysis highlights the trade-off between sampling density (frames analyzed) and token efficiency, with higher skip ratios often leading to reduced token usage and close similarity scores.

Table 2. The results show that adding video context consistently improves similarity scores across all settings, demonstrating its

fps_skip_ratio	AVG	MED	STD	AVG TKN CMP	AVG TKN PMT	AVG TKN TOT
0.1	0.581	0.593	0.165	88.010	10452.33	10540.344
0.25	0.584	0.605	0.155	88.358	4307.579	4395.937
0.5	0.603	0.599	0.147	87.896	2140.927	2228.823
0.75	0.598	0.586	0.154	86.621	1501.684	1588.305
1	0.602	0.624	0.160	85.958	1155.421	1241.379

Table 1: Results with video frames - different fps ratio.

fps_skip_ratio	AVG	MED	STD	AVG TKN CMP	AVG TKN PMT	AVG TKN TOT
Context - 0.5	0.712	0.723	0.156	92.484	2147.979	2240.463
NoContext - 0.5	0.603	0.599	0.147	87.896	2140.927	2228.823
Context - 1	0.698	0.702	0.152	91.958	1173.698	1265.656
NoContext- 1	0.602	0.624	0.160	85.958	1155.421	1241.379

Table 2: Results comparison with or without context - fps_skip_ratio = 0.5, 1.

usefulness in enhancing motion recognition accuracy while not impacting token usage.

Table 3. Although MediaPipe is a pose estimation tool, its use results in lower similarity scores, likely due to differences in motion representation or the overwhelming volume of data it generates, which also contributes to significantly higher token usage.

B Prompt Used

Below, we provide some example prompts we provided to the LLM in the different parts of our system for replicability.

B.1 Generate Story Improv

This prompt is used to help the LLM continue the story based on user performance. It combines motion and audio with contextual information (character, setting, plot) to produce narrative text aligned with the improvisation.

You are a helpful assistant storyteller. Help me generate the next part of the story starting from the dialogue and motion performed by the actor.

1. The input object is a short improv performance that is to be used as a continuation for the narrative of the improvisation story.
2. Analyze the key movements in the video, focusing on how the performer's movements interact with their spoken words or sounds in the audio.
3. Consider how these movements connect with the improvisational flow and transform or enhance the narrative in real-time.
4. As context for the improv performance, use the following hints to guide your analysis: {hints}. Be faithful to the context and use the characters, places or actions mentioned.
 - 'who': he character that the performer is impersonating, and will be the protagonist of the story.
 - 'where': Location where the story takes place.

- 'what': Event used as the starting point of the story.
5. Consider the premise of the story, it consist main scenario or conflict of the story: {premise}.
 6. Consider the narrative context that has been established so far: {story}.
 7. Consider the key points that have been identified in the story:
 - "who": The characters present in the story told so far.
 - "where": The location where the story takes place.
 - "objects": The objects present in the story told so far.
 - {keypoint}.
 8. Generate the next story part based on the context of the story, considering description and emotion of the improv performance. The next story part should be:
 - Not more than {length} sentences.
 - Take into account the "who", "where" and "objects" present in the story so far. Omit them only if they are not relevant to the new part.
 - Reflect any hints, decisions, or actions from the improv as part of the next story step.
 - Be true to the user's intentions.

Analyze the following improvisational performance with reference to the audio transcription: {transcription}

These are video frames in order: {video frames}

B.2 Generate Actions

This prompt is used to provide users with actionable options that can meaningfully progress the story. Each action suggestion includes a concise title and a short description. These are used for selecting the user's next move, keeping the narrative interactive.

You a great storyteller.

1. Understand the story so far.

fps_skip_ratio	AVG	MED	STD	AVG TKN CMP	AVG TKN PMT	AVG TKN TOT
Context - 0.5	0.712	0.723	0.156	92.484	2147.979	2240.463
NoContext - 0.5	0.603	0.599	0.147	87.896	2140.927	2228.823
MediaPipe - 0.5	0.441	0.417	0.164	125.763	11929.968	12055.731

Table 3: Results comparison video frames (with context and without) and MediaPipe - fps = 0.5.

2. Help me generate {number} unique actions the main character may perform.
3. Each action should advance the current story somehow.
4. Action is defined by:
 - Title, few words describing the action.
 - Description, very short paragraph with more details.

B.3 Generate Story Part

This prompt helps the LLM continue the story in a dynamic way, incorporating surprise elements such as plot twists, time skips, or absurd developments. It simulates the unpredictable nature of improv theater while respecting narrative consistency. The generation is guided by both the user's previous choices and random narrative settings.

You a great storyteller.

1. Understand the input object.
2. Understand the story so far.
3. Continue the story based on the main character performing the given action.
5. Generate a short visual description of a key moment in the new part:
 - Describe the environment.
 - Do not name the main character.

B.4 Hints

This prompt is used to generate creative hint combinations that serve as the initial inspiration for improv scenes. These story seeds provide context for the performer and the LLM, anchoring the narrative in a specific character, setting, and initial event.

You are a helpful assistant. Help me generate some prompts to start an improvisation performance

1. Generate {number} elements, each composed of 3 fields, the first answering the question 'Who?', the second 'Where?' and the third 'What happened?'
2. The answer to 'Who?' should be a character that can be used as a protagonist. (examples: a clown, a turtle, the Pope)
3. The answer to 'Where?' should be a location where the story takes place.
4. The answer to 'What happened?' should be a short event that can be used as the starting point of the story.

B.5 Endings

This prompt generates short, open-ended story beginnings. These openings are presented to the user as challenges to conclude in a single performance.

You a great storyteller.

1. Create an original story introduction which includes:
 - Character: Introduce a main character with a few unique traits.
 - Setting: Describe where the story takes place, incorporating vivid details.
 - Event: Describe an unusual or intriguing situation that the character encounters.
2. Develop the story so that it sets up a decision point or situation the character must respond to, without concluding the story.
3. Generate a visual description of a key moment in this part, capture the atmosphere and scene details.

B.6 Three Things

This prompt creates short, engaging questions that require users to quickly list three creative or humorous items or ideas.

You are a creative assistant helping to design a fun, reactivity-based game.

1. Generate unique and engaging questions that prompt quick, imaginative responses. Each question should:
 - Be open-ended and encourage creativity.
 - Challenge players to think of "3 things" or similar sets, such as "3 items" or "3 ways".
 - Cover a mix of themes, including daily life, absurd scenarios, emotional situations, or unexpected events.
2. Questions should be short, clear, and easy to understand.
3. Ensure a variety of themes across the questions, such as:
 - Actions: "3 ways to climb up the stairs..."
 - Items: "3 things you would bring to the moon..."
 - Phrases: "3 things to say at a funeral..."
 - Emotions: "3 ways to show someone you care..."