

Random Utility with Aggregated Alternatives

Yuexin Liao, Kota Saito, Alec Sandroni*

Caltech

June 3, 2025

Abstract

This paper studies when discrete choice data involving aggregated alternatives such as categorical data or an outside option can be rationalized by a random utility model (RUM). Aggregation introduces ambiguity in composition: the underlying alternatives may differ across individuals and remain unobserved by the analyst. We characterize the observable implications of RUMs under such ambiguity and show that they are surprisingly weak, implying only monotonicity with respect to adding aggregated alternatives and standard RUM consistency on unaggregated menus. These are insufficient to justify the use of an aggregated RUM. We identify two sufficient conditions that restore full rationalizability: non-overlapping preferences and menu-independent aggregation. Simulations show that violations of these conditions generate estimation bias, highlighting the practical importance of how aggregated alternatives are defined.

1 Introduction

In empirical studies of discrete choice, it is common practice to aggregate alternatives. For instance, in car sales data, all variants of the Toyota RAV4 despite differing in features, prices, and availability, are often grouped under a single label, “RAV4.” A particularly important form of aggregation involves *the outside option*. In many empirical industrial organization (IO) studies such as [Nevo \(2001\)](#), [Goolsbee and Petrin \(2004\)](#), [Shum \(2016\)](#), among many

*Liao: yliao@caltech.edu. Saito: saito@caltech.edu, Sandroni: asandron@caltech.edu. Saito acknowledges financial support from the National Science Foundation through grants SES-1919263. Alec Sandroni acknowledges financial support from the Summer Undergraduate Research Fellowships (SURF) program in 2022, 2023, and 2024 at Caltech. Yuexin Liao also acknowledges financial support from SURF program in 2025 at Caltech.

others¹, the outside option is modeled as a single alternative that encompasses all unlisted or non-participating choices. For example, in [Nevo \(2001\)](#), which studies consumer demand for 25 cereal brands, the market share of the outside good is defined as residual: the difference between one and the total market share of the inside goods, implicitly capturing all other breakfast options, such as pancakes or omelets.²

The standard modeling approach assumes a random utility model (RUM) defined directly over the aggregated alternatives—what we call the *aggregated RUM*. That is, researchers assume that each aggregated alternative corresponds to a single alternative, and that preferences are defined over these aggregated labels as if they were atomic options. An aggregated RUM is then modeled as a probability distribution over such preference orderings. This is the standard framework in the discrete choice literature.

However, this modeling simplification obscures an important complication: while the analyst only observes aggregate frequencies, the consumer may evaluate the alternatives composing an aggregated alternative very differently. In the car example, different versions of the RAV4 such as the Gasoline LE and the Plug-in Hybrid XSE may vary significantly in both desirability and affordability. Likewise, the outside option may encompass alternatives that differ widely in price, quality, and accessibility. Furthermore, the exact composition of an aggregated alternative (the set of alternatives available to the consumer) may be unobservable to the analyst. As a result, observed choices frequencies over aggregated alternatives may not represent consumers’ underlying preferences.

This disconnect between observed data and actual choice behavior introduces what we call the *ambiguity of composition*—the fact that each aggregated alternative is a composite whose internal structure is unknown to the analyst but potentially crucial for understanding decision-making.

Our paper is the first to formally study the implications of this ambiguity in the composition of aggregated alternatives. We characterize the observable implications of the random utility model (RUM) under the ambiguity of composition caused by aggregation, and show that these implications are generally too weak to justify even the use of an aggregated RUM. Through a simulation exercise, we further demonstrate that this weakness can lead to significant estimation biases. Building on these findings, we provide theoretical results that offer guidance on how to define aggregated alternatives in ways that mitigate such biases.

¹We provide a detailed explanation of the setup in [Nevo \(2001\)](#) later in the paper. In [Goolsbee and Petrin \(2004\)](#), the outside option refers to households that do not subscribe to cable. [Shum \(2016\)](#) is a textbook that incorporates the outside option as a central feature of the standard discrete choice model.

²See Appendix A: Data, page 337.

1.1 Preview of theoretical results

To illustrate our contribution, consider a similar setup that studied in [Nevo \(2001\)](#), which involves 25 cereal brands (e.g., Kellogg Corn Flakes, Kellogg Crispix, . . . , GM Kix, GM Trix, Quaker Life) along with an outside good. For simplicity, suppose the outside good comprises two alternatives—*pancakes* and *omelette*—denoted collectively by “out”. Importantly, the composition of the outside good may differ across individuals in the population. For instance, some consumers may not consider omelette a viable option due to egg shortages resulting from bird flu, while others may rule out pancakes because essential ingredients such as syrup are unavailable in stores.

To formally capture this variation in the composition of aggregated alternatives, we introduce the concept of an *aggregation rule*, denoted by λ . The aggregation rule specifies, for each choice set, a probability distribution over the possible compositions of aggregated alternatives. In the cereal example, this means that for any menu including the outside option, λ determines the probability that a consumer faces only pancakes, only omelette, or both as the components of the outside option. More generally, λ reflects the distribution of available underlying alternatives across individuals in the population, and may vary with the choice set to capture differences in availability across markets or contexts. Crucially, λ is not observed by the analyst, and this unobservability is what gives rise to the ambiguity of composition.

We say that the observed dataset $\hat{\rho}$ is consistent with a RUM if there exists (i) an aggregation rule λ and (ii) a probability distribution μ over rankings (i.e., linear orders) \succ on the underlying alternatives (in this case, the 25 cereal brands along with omelette and pancakes), such that for all subsets D of cereals and $x \in D$,

$$\begin{aligned} \hat{\rho}(D \cup \text{out}, x) = & \lambda_{D \cup \text{out}}(\{\text{omelette}\}) \mu(\succ | x \succ y \text{ for all } y \in D \cup \{\text{omelette}\}) \\ & + \lambda_{D \cup \text{out}}(\{\text{pancakes}\}) \mu(\succ | x \succ y \text{ for all } y \in D \cup \{\text{pancakes}\}) \\ & + \lambda_{D \cup \text{out}}(\{\text{omelette}, \text{pancakes}\}) \mu(\succ | x \succ y \text{ for all } y \in D \cup \{\text{omelette}, \text{pancakes}\}), \end{aligned} \tag{1}$$

where $\lambda_{D \cup \text{out}}(E)$ is the probability that the outside option out is composed of the set $E \subseteq \{\text{omelette}, \text{pancakes}\}$ in the context of choice set $D \cup \text{out}$. As mentioned, in principle, λ may vary with the choice set. For instance, in practice, the set of available alternatives often depends on which store the consumer chooses to visit.

Our first question is: *What are the observable implications for $\hat{\rho}$ that are consistent with some pair (μ, λ) as described above?* We show that these implications are characterized by two conditions. The first is a *monotonicity condition with respect to adding aggregated*

alternatives—that is, the choice frequency of a non-aggregated alternative decreases when an aggregated alternative is added to the choice set. The second is a relatively trivial condition that we call *partial RU rationality*, that is on the subset of choice sets that do not contain the aggregated alternative, choices must be rationalizable by a standard RUM. See Theorems 3.1 and 3.5 in Section 3 for the formal statements.

Crucially, these two conditions are *insufficient* to guarantee the existence of an *aggregated RUM*. That is, a distribution over preference rankings on *aggregated* alternatives, which is typically assumed in empirical applications. The reason is that such a model would additionally require monotonicity with respect to adding *non-aggregated* alternatives—that is, the choice frequency of aggregated alternatives should also decrease when a new non-aggregated alternative is added to the choice set. This gap is especially concerning given how commonly aggregated RUMs are used in empirical work.

Given this first result, we turn to our second question: *Under what additional conditions on the underlying RUM can we recover the full set of implications associated with an aggregated RUM from the observed choice data \hat{p} ?* This second question is also practically important, as it provides guidance on how to define aggregated alternatives when constructing datasets for empirical analysis using the aggregated RUM.

We identify two simple conditions under which the full implications of the aggregated RUM can be recovered. The first condition on μ holds when all consumers in the population perceive all variants of an aggregated alternative as similar in terms of their rankings. More precisely, the condition requires that no non-aggregated alternative falls between any two components of the aggregated alternative in a consumer’s preference ranking. We call it the *non-overlapping* condition. In the example of cereal choice, this condition implies that no consumer ranks any of the cereals between omelette and pancakes. This assumption may be violated if, for instance, some consumers prefer omelets to certain cereals but still prefer other cereals to pancakes. This introduces overlap between the components of the outside option and the inside goods. See Proposition 4.3 in Section 4 for the formal statements.

The second condition requires that the aggregation rule λ be independent of choice sets (i.e., menus). In typical empirical IO settings, each choice set corresponds to a different market. Hence, this condition implies that λ must remain constant across markets. Returning to the setup of cereal choice, this would mean, for example, that if in one market eggs are unavailable but the ingredients for pancakes are available to α percent of the population, eggs are available but pancake ingredients are not for β percent, and both are available for the remaining fraction, then this same distribution must hold in all other markets. This assumption may be violated in practice. For instance, if egg availability or prices vary by market, λ may be menu-dependent. See Proposition 4.2 in Section 4 for the formal statements.

1.2 Simulation results

Our findings suggest that as the underlying model deviates from these two conditions (non-overlapping condition and menu independence), the resulting choice frequencies will increasingly diverge from those predicted by the aggregated RUM. Consequently, if one estimates a model assuming the validity of an aggregated RUM (e.g., a logit model), the parameter estimates may exhibit significant bias. Empirically validating this conjecture is critical for assessing the practical importance of our theoretical results.

To assess the empirical relevance of our theoretical results, we conducted the following simulation-based analysis. We varied either the aggregation rule λ or the preference structure, holding all other parameters fixed, and examined the resulting estimation bias. We assumed that the underlying true model is a logit model. Based on this assumption, we first generated the original choice data ρ assuming the true utility values. Then, given fixed values of λ (along with all other parameters), we constructed a reduced dataset $\hat{\rho}$ from ρ . Using $\hat{\rho}$, we estimated utility values under the assumption that $\hat{\rho}$ follows a logit model. It is important to remember that when λ is menu-independent or the preference structure is non-overlapping, the reduced dataset $\hat{\rho}$ is consistent with an aggregated RUM. Otherwise, there is no guarantee that $\hat{\rho}$ is a RUM, let alone the logit form; thus the estimation is misspecified.

As our estimation target, we focused on the utility ratio between two non-aggregated alternatives, specifically $\exp(u(x))/\exp(u(y))$. The estimation bias was measured as the deviation between this true ratio and the estimated ratio:

$$\exp |(\hat{u}(x) - \hat{u}(y)) - (u(x) - u(y))|. \quad (2)$$

In addition, we computed the geometric *distance* from $\hat{\rho}$ to the set of RUMs.

Our findings show that both the estimation bias and the geometric distance increase as λ becomes more market-dependent or the preference structure becomes more overlapping. These results align with our theoretical predictions and underscore the empirical importance of the conditions required for the validity of aggregated RUMs. Further details of our simulation are provided in Section 5.

1.3 Related Literature

There is no paper studying stochastic choice focusing on ambiguity in the composition of aggregated alternatives. There are, however, several papers that are related in terms of mathematical setup or motivation.

The first line of research related to our paper is the recent work on random attention

models, such as [Cattaneo, Ma, Masatlioglu, and Suleymanov \(2020\)](#), [Aguiar, Boccardi, Kashaev, and Kim \(2023\)](#), [Brady and Rehbeck \(2016\)](#), [Manzini and Mariotti \(2014\)](#), and [Horan \(2019\)](#). See [Strzalecki \(2022\)](#) for a survey of the literature. These papers study models in which agents do not consider the full available choice set but instead randomly consider a subset. In particular, [Horan \(2019\)](#) studies the case where the choice frequency of the outside or “default” option is not observable under the random attention model.

In our model, randomness in the composition of aggregated alternatives can be interpreted as randomness in the alternatives an agent considers. While the mathematical structures are related, the motivation and mechanisms differ significantly. We focus on the stochastic availability of alternatives due to aggregation, whereas the cited papers are motivated by attention or cognitive constraints. As a result, the assumptions on the distribution over available alternatives also differ. In particular, we assume that at least one alternative from each aggregated set is available to the agent. For example, if a choice set contains “RAV4”, then at least one of the version of RAV4 should be available to the consumer.

[Azrieli and Rehbeck \(2022\)](#) also considers a mathematically related model, though with a very different motivation. That paper aims to characterize marginal stochastic choice (i.e., choice frequencies not conditioned on particular choice sets) under the assumption that the analyst observes the distribution over choice sets faced by the agent, but not the agent’s stochastic choice within each set. This contrasts with our framework, in which the distribution over available alternatives is unobserved and represented by an unknown distribution λ . Moreover, in our setting, we observe reduced stochastic choice from observed choice sets of aggregated alternatives, even though the stochastic choice over underlying alternatives is not directly observable. While [Azrieli and Rehbeck \(2022\)](#) also considers the case of endogenous menu availability, their focus is on specific models such as those of [Gul and Pesendorfer \(2001\)](#) and [Kreps \(1979\)](#). Their analysis is concerned with rationalizability, and does not address issues of estimation bias.

[Apestegua, Ballester, et al. \(2016\)](#) also considers aggregation of stochastic choice data but for a different motivation. They analyze stochastic choice data resulting from the aggregation of individual choice behavior and consider whether the aggregate choice behavior remains in the same class as its constituents’. Their model and motivation differ significantly from ours. While they consider aggregation on the individual level, our model aggregates alternatives and includes aggregation from agents facing different choice problems.

Our companion paper [Kono, Saito, and Sandroni \(2025\)](#) also examines the implications of the RUM in the presence of an outside option in a different setup. The paper do not analyze the case of multiple aggregated alternatives. From the perspective of the observed dataset, the key distinction between the two papers is that the present study takes the reduced

dataset $\hat{\rho}$ as the observed object, whereas the companion paper treats the full dataset ρ (with missing information) as given. Moreover, in the companion paper, the reduced dataset $\hat{\rho}$ is constructed under the assumption that the outside option always corresponds to the full set of underlying alternatives. In other words, that paper assumes that λ is independent of the choice set and takes the form of a degenerate distribution over the entire set of alternatives that the outside option may represent.³ One of the main findings in [Kono, Saito, and Sandroni \(2025\)](#) is that even in this idealized case—where λ is degenerate and independent—some implications of the RUM may still be lost. In the present paper, we extend that framework by allowing λ to be non-degenerate or non-independent. In the present paper, we characterize the observable implications of the RUM on the reduced dataset under this more general specification.⁴

A few papers in the empirical IO literature such as [Brownstone and Li \(2017\)](#), [Stafford \(2018\)](#), and [Huang and Rojas \(2013\)](#) have examined potential biases arising from aggregation and misspecification of the outside option. More recently, [Zhang \(2023\)](#) analyzed biases resulting from misspecifying market size, and hence the market share of the outside good. However, all of these papers are purely empirical in nature and do not address the issue of ambiguity of the composition of aggregated alternatives or outside options.

Although less directly related, classical statistical work has developed a comprehensive framework for making inferences from data that are partially observed or categorized. For example, see [Heitjan \(1989\)](#) for a review of grouped data; [Blumenthal \(1968\)](#) and [Nordheim \(1984\)](#) for categorized data; and [Heitjan and Rubin \(1990, 1991\)](#) for coarse data. In this framework, subsets of the sample space are observed rather than exact realizations.⁵ A key distinction from our setting is that, in our model, uncertainty arises from the actual choice set an agent faces, rather than from the data collection or coarsening process.

³For instance, in the example introduced earlier, [Kono, Saito, and Sandroni \(2025\)](#) assumes that the outside option always means both omelette and pancakes.

⁴Importantly, we show that the case in which λ is independent and constant represents the best-case scenario—one in which the full implications of the aggregated RUM are preserved and estimation bias is minimized. The more restrictive setup in [Kono, Saito, and Sandroni \(2025\)](#) thus serves as a natural benchmark for analyzing the more general framework developed here.

⁵For example, if the sample space is the real line (e.g., blood pressure), we may only observe a random variable taking interval values (e.g., an interval of blood pressures containing the true value).

2 Setup

2.1 Alternatives

We introduce two notations that we use throughout the paper: For any set Z , let $\mathcal{L}(Z)$ be the set of rankings (i.e., linear orders) on Z and let $\Delta(Z)$ be the set of probability distributions over Z .

Let $\mathcal{A} = \{a_0, \dots, a_N\}$ be the set of alternatives. Let \mathcal{X} be the set of underlying alternatives. For each $a \in \mathcal{A}$, let $X(a) \subseteq \mathcal{X}$ be a non-empty finite set of underlying alternatives that a can represent. We assume that $X(a_i) \cap X(a_j) = \emptyset$ for any distinct i, j .

We say that $a \in \mathcal{A}$ is *non-aggregated* if $X(a)$ is singleton; $a \in \mathcal{A}$ is *aggregated* if $X(a)$ is not a singleton. Let $\mathcal{A}_A \subseteq \mathcal{A}$ be the set of aggregated alternatives; $\mathcal{A}_N \subseteq \mathcal{A}$ be the set of non-aggregated alternatives. Let

$$\tilde{X} \equiv \bigcup_{a \in \mathcal{A}_N} X(a)$$

be the set of underlying alternatives that all non-aggregated alternatives represent. Let

$$X^* \equiv \bigcup_{a \in \mathcal{A}_A} X(a)$$

be the set of underlying alternatives that all aggregated alternatives represent.

Example 2.1. (Cereal Choice) Consider a similar setup to [Nevo \(2001\)](#), who estimates demand over the 25 cereals brands. As mentioend in the introduction, a key feature of the analysis is the inclusion of an outside good, representing all breakfast options not explicitly listed among the 25 cereal brands in the dataset. In the setup, all available alternatives are

$$\mathcal{A} = \{\text{Kellogg Corn Flakes}, \text{Kellogg Crispix}, \dots, \text{Quaker Life}, \text{outside goods}\}.$$

All cereals are non-aggregated because the cereal brands are finely specified in \mathcal{A} ;

$$X(\text{Kellogg Corn Flakes}) = \{\text{Kellogg Corn Flakes}\}, \dots, X(\text{Quaker Life}) = \{\text{Quaker Life}\}.$$

The outside goods contain only two alternatives by our assumption;

$$X(\text{outside goods}) = \{\text{Omelette}, \text{Pancakes}\}.$$

In this case, we have

$$\mathcal{A}_A = \{\text{outside goods}\}, \mathcal{A}_N = \{\text{Kellogg Corn Flakes}, \dots, \text{Quaker Life}\}.$$

The underlying alternatives that are represented by the non-aggregated alternatives are $\tilde{X} = \{\text{Kellogg Corn Flakes}, \dots, \text{Quaker Life}\}$; the underlying alternatives that compose the aggregated alternatives are $X^* = \{\text{Omelette}, \text{Pancakes}\}$.

Remark 2.1. *In the cereal example, we could exhaust the elements of $X(a)$ for each $a \in \mathcal{A}$, which means that the analyst knows all possible compositions of aggregated alternatives. However, our results do not rely on the fact that we know all compositions of aggregated alternatives. In particular, the assumptions that we will make on $X(a)$ in later theorems do not require the knowledge of $X(a)$.*

2.2 Datasets and RU-rationalities

The dataset in this paper is a stochastic choice function $\hat{\rho}$ on aggregated alternatives. That is, for any (D, x) such that $a \in A \subseteq \mathcal{A}$, $\hat{\rho}(A, a) \geq 0$ and $\sum_{a \in A} \hat{\rho}(A, a) = 1$. Note that the stochastic choice function is defined with the set of \mathcal{A} , not with the underlying alternatives $\tilde{X} \cup X^*$. Thus, we sometimes call $\hat{\rho}$ *reduced* dataset. For simplicity, we assume that $\hat{\rho}$ is defined on all subsets of \mathcal{A} . However this assumption is not necessary for our results. After we present our theorems, we provide a remark in which we specify the assumption we need for the results. (See Remark 3.4)

As mentioned in the introduction, in the discrete choice analysis, the standard methods in the presence of aggregated alternatives is to assume aggregated RUM, which is a probability distribution over rankings over *aggregated alternatives*.

Definition 2.2. *A stochastic choice function $\hat{\rho}$ is aggregated RU-rational if there exists $\hat{\mu} \in \Delta(\mathcal{L}(\mathcal{A}))$ such that for any $a \in A \subseteq \mathcal{A}$,*

$$\hat{\rho}(A, a) = \hat{\mu}(\succ \in \mathcal{L}(\mathcal{A}) \mid a \succ b \text{ for all } b \in A \setminus a). \quad (3)$$

In our framework, consumers' preferences are defined over the full set of underlying alternatives, $\tilde{X} \cup X^*$. This distinction becomes important when the components of an aggregated alternative differ meaningfully. For example, if omelets and pancakes vary in availability or appeal across individuals, then modeling them as a single outside option may obscure how consumers actually evaluate their choices. Thus, although the observed dataset $\hat{\rho}$ is defined over aggregated alternatives, the actual choices made by agents reflect preferences

over the underlying alternatives in $\tilde{X} \cup X^*$. Accordingly, the relevant random utility model should also be defined over $\tilde{X} \cup X^*$.

To connect these two levels of analysis, we introduce a formal mapping—called an *aggregation rule*—which links the aggregated alternatives in the data to the underlying alternatives in their composition. This mapping λ captures the distribution of available underlying alternatives faced by agents in the population, which may not be observable to the analyst. Hence, the ambiguity of composition is driven by unobservability of λ .

Definition 2.3. A set of functions $(\lambda_A)_{A \subseteq \mathcal{A}}$ is called aggregation rule if for any $A \subseteq \mathcal{A}$

- $\lambda_A((S_a)_{a \in A}) \geq 0$ for any $(S_a)_{a \in A} \in \prod_{a \in \mathcal{A}} (2^{X(a)} \setminus \emptyset)$,
- $\sum_{(S_a)_{a \in A} \in \prod_{a \in E} (2^{X(a)} \setminus \emptyset)} \lambda_A((S_a)_{a \in A}) = 1$.

The value of the aggregation function $\lambda_A((S_a)_{a \in A})$ represents the frequency with which each aggregated alternative a is composed of the subset $S_a \subseteq X(a)$ within the choice set $A \subseteq \mathcal{A}$. As discussed in the introduction, we allow the aggregation rule λ to depend on the choice set A , reflecting the fact that the availability of underlying alternatives may vary across markets—for example, depending on which stores consumers have access to.

For instance, in the case of Example 2.1, eggs may be unavailable in one market where alternatives A are available (e.g. due to a bird flu outbreak), making omelettes infeasible, whereas pancake ingredients remain widely available. In this case, the aggregation rule λ_A would assign a higher probability to $S_{\text{out}} = \{\text{pancakes}\}$ than to sets including omelettes. In another market, the situation may be reversed or both items may be available, leading to a different distribution over S_{out} . This variation justifies allowing λ to be menu-dependent.

We now define the notion of RU-rationality in the presence of ambiguity of composition.

Definition 2.4. A stochastic choice function $\hat{\rho}$ is RU-rational if there exists $\mu \in \Delta(\mathcal{L}(\tilde{X} \cup X^*))$ and an aggregation rule λ such that for any $a \in A \subseteq \mathcal{A}$,

$$\hat{\rho}(A, a) = \sum_{(S_a)_{a \in A} \in \prod_{a \in A} (2^{X(a)} \setminus \emptyset)} \lambda_A((S_a)_{a \in A}) \mu(\succ \in \mathcal{L}(\tilde{X} \cup X^*) | \exists x \in S_a, \forall y \in \cup_{b \in A \setminus a} S_b, x \succ y). \quad (4)$$

We say that the pair (μ, λ) RU-rationalizes $\hat{\rho}$. See equation (1) in the introduction for a concrete instance of equation (4) in the cereal choice example. Note that in the right hand side of (4), the condition on \succ states that there exists an underlying alternative x that a represents that dominates all underlying alternatives that all elements in $A \setminus a$ represent.

Remark 2.5. Definition 2.4 assumes independence between the distribution μ over preference rankings and the aggregation rule λ over underlying alternatives. While one could consider a more general framework allowing dependence between these components, such a model may lack testable implications, since the joint distribution could vary with the menu as λ does. In particular, such dependence would allow the distribution over rankings to vary with the menu, rendering the model unfalsifiable.

It is easy to observe that aggregated RU rationality implies RU rationality.

Remark 2.6. To see why, suppose $\hat{\rho}$ is rationalized by $\hat{\mu}$ over aggregated alternatives \mathcal{A} . For each $a \in \mathcal{A}$, arbitrarily choose an $x_a \in X(a)$ to represent a . Then let λ be such that a always means $\{x_a\}$ and define μ from $\hat{\mu}$ in the natural way. That is, for each \succsim in the support of $\hat{\mu}$ define \succ by $x_a \succ x_b$ whenever $a \succsim b$ and all other comparisons arbitrary. Then by setting $\mu(\succ) = \hat{\mu}(\succ)$ for all \succ in the support of $\hat{\mu}$ it is apparent that (μ, λ) rationalizes $\hat{\rho}$.

We define one more concept of rationality.

Definition 2.7. A stochastic choice function $\hat{\rho}$ is partially RU-rational⁶ if there exists $\mu \in \Delta(\tilde{X})$ such that for any $a \in A \subseteq \mathcal{A}_N$

$$\hat{\rho}(A, a) = \mu(\succ \in \mathcal{L}(\tilde{X}) | \forall y \in \cup_{b \in A \setminus a} X(b), x \succ y \text{ where } X(a) = \{x\}). \quad (5)$$

Note that the definition above applies to choice sets composed entirely of non-aggregated alternatives (i.e., $A \subseteq \mathcal{A}_N$). In this case, equation (5) coincides with equation (4) because each $X(a)$ is a singleton and thus $S_a = X(a)$. In this sense, partial RU-rationality is simply RU-rationality restricted to non-aggregated alternatives.

Remark 2.8. Summarizing the relationship between the three rationality concepts, we have

$$\text{Aggregated RU (3)} \xRightarrow{(*)} \text{RU (4)} \implies \text{Partial RU (5)}.$$

As mentioned earlier, aggregated RU-rationality is the standard assumption in much of the empirical literature. The RU-rationality notion introduced in this paper is a natural refinement that accounts for ambiguity in the composition of aggregated alternatives.

In the next section, we will provide a characterization of RU-rationality and observe that the converse of the implication (*) does not always hold in general.

⁶Equivalently, we can define partial RU rationality by the existence of $\mu \in \Delta(\mathcal{A}_N)$ such that for any $a \in A \subseteq \mathcal{A}_N$, $\hat{\rho}(A, a) = \mu(\succ \in \mathcal{L}(\mathcal{A}) | a \succ b \text{ for all } b \in A \setminus a)$. We adopt the definition by (5), as it is easier to see RU rationality implies partial RU rationality.

3 Characterization

In this section, we begin by analyzing the case in which there is only one aggregated alternative. Specifically, we assume that $X(a_0)$ is not a singleton, while $X(a_i)$ is a singleton for all $i \neq 0$. This case is useful for two reasons. First, it reflects the common modeling practice of including an outside option—an aggregated alternative that captures unobserved or unlisted choices—frequently used in empirical applications. Although empirical models often involve more than one aggregated alternative, the outside option is particularly prominent. Second, this simplified setting serves as a foundation for analyzing the more general case with multiple aggregated alternatives.

Theorem 3.1. *Assume that there is only one aggregated alternative a_0 (i.e., $\mathcal{A}_A = \{a_0\}$). Let $\hat{\rho}$ be a stochastic choice function.*

(i) If $\hat{\rho}$ is RU rational, then

(i-a) (Monotonicity with respect adding to aggregated alternative (i.e., outside option)): if $b \in D \subseteq \mathcal{A}_N$ then $\hat{\rho}(D, b) \geq \hat{\rho}(D \cup \{a_0\}, b)$

(i-b) (Partial RU rationality) $\hat{\rho}$ is partially RU rational.

(ii) Assume that $|X(a_0)| \geq |\tilde{X}| + 1$.⁷ Then $\hat{\rho}$ is RU rational if and only if $\hat{\rho}$ satisfies the two conditions above.

The necessity of (i-a) and (i-b) is immediate. The sufficiency part of the proof is constructive and nontrivial. We provide the intuition for sufficiency in subsection 3.2. The formal proof is in the appendix.

A key takeaway from the theorem is that the empirical implications of RU-rationality are substantially weaker than those of aggregated RU-rationality. In particular, even the basic monotonicity condition with respect to the addition of *non-aggregated* alternatives may be violated under RU-rationality. To see this, consider a choice set D such that $a_0 \in D$ and $b \notin D$. Under RU-rationality (Definition 2.4), it is possible to observe

$$\hat{\rho}(D, a_0) < \hat{\rho}(D \cup \{b\}, a_0),$$

which violates standard monotonicity. This arises because, in the expanded set $D \cup b$, the outside option a_0 may become more desirable than it was in D . For example, in the context of cereal choice, the addition of a low-quality, inexpensive cereal brand may serve

⁷This means that the number of underlying alternatives the aggregated alternatives a_0 can represent is equal to or larger than the number of non-aggregated alternatives plus one.

as a signal that the market corresponds to a lower-income area—leading to a change in the interpretation or attractiveness of the outside good.

Aggregated RU-rationality, by contrast, imposes much stronger restrictions—including full monotonicity and beyond. When $\hat{\rho}$ is observed on all subsets of \mathcal{A} , aggregated RU-rationality is equivalent to the non-negativity of all Block-Marschak (BM) polynomials. Among these, monotonicity is one of the simplest and most intuitive implications. However, as Theorem 3.1 shows, RU-rationality satisfies even this basic implication only partially.

This result underscores the substantial gap between RU-rationality and aggregated RU-rationality. In general, RU-rationality imposes significantly weaker structure on observed choice behavior, highlighting the empirical limitations of using aggregated data without further assumptions on how aggregation is formed. In Section 4, we explore the specific conditions on the underlying distributions μ and λ under which the full implications of an aggregated RUM can be recovered from the observed data $\hat{\rho}$.

Three more technical remarks are in order:

Remark 3.2. *More broadly, the reason we do not derive additional implications beyond monotonicity is that, in general, due to the presence of the menu dependent parameter λ , we lack control over how the addition of a new alternative affects the composition of the outside option. However, when we consider the addition of aggregated alternatives, the situation is different. Regardless of what these aggregated alternatives represent, their addition does not affect the relative desirability of non-aggregated alternatives. Hence, the monotonicity property is preserved in this case.*

Remark 3.3. *In this paper, we focus on the monotonicity condition (i-a) rather than partial RU-rationality (i-b). The reason is that partial RU-rationality simply corresponds to RU-rationality restricted to the domain of non-aggregated alternatives. Since the characterization of RU-rationality in general is well understood, and our primary interest lies in the implications of aggregation, we do not further analyze the consequences of partial RU-rationality (i-b) for the observed choice function $\hat{\rho}$. For instance, under the full domain assumption, partial RU-rationality (i-b) is characterized by the non-negativity of Block-Marschak (BM) polynomials defined over sets consisting solely of non-aggregated alternatives.*

Remark 3.4. *For the theorem, in order to make sense of condition (i-a), we need the following domain assumption on which choice probabilities are observable: if $\hat{\rho}$ is observable on $(D \cup \{a_0\}, \cdot)$, then $\hat{\rho}$ is observable on (D, \cdot) . In a later section in the appendix (Section B), we omit the assumption and provide an alternative characterization.*

3.1 Multiple aggregated alternatives

In this section, we extend the analysis to allow for multiple aggregated alternatives. The main results from the single aggregated alternative case continue to hold in essentially the same form, as we show below:

Theorem 3.5. *Let $\hat{\rho}$ be a stochastic choice function.*

(i) If $\hat{\rho}$ is RU rational, then

(i-a) (Monotonicity with respect to adding aggregated alternative): If $a \in D \subseteq \mathcal{A}_N$ and $E \subseteq \mathcal{A}_A$, then $\hat{\rho}(D, a) \geq \hat{\rho}(D \cup E, a)$.

(i-a) (Partial RU rationality): $\hat{\rho}$ is partially RU rational

(ii) Assume that $|X(a)| \geq |\tilde{X}| + 2$ for all $a \in \mathcal{A}_A$. Then $\hat{\rho}$ is RU rational if and only if $\hat{\rho}$ satisfies the two conditions above.

The only substantive difference from Theorem 3.1 is that condition (i-a) becomes stronger. In the earlier theorem, (i-a) required monotonicity with respect to the addition of a single aggregated alternative—namely, the outside option a_0 . In the current theorem, where multiple aggregated alternatives are present, (i-a) instead requires monotonicity with respect to the addition of arbitrary subsets E of the aggregated alternatives. This is a natural extension of Theorem 3.1: Theorem 3.1 corresponds to the case in which \mathcal{A}_A is singleton $\{a_0\}$. Therefore, all of the implications of Theorem 3.1, as explained in the previous section hold with Theorem 3.5.

The proof is more involved as we need to define an aggregation rule, or the distribution function defined on the product space $\prod_{a \in \mathcal{A}_A} (2^{X(a)} \setminus \emptyset)$, not just on $2^{X(a_0)} \setminus \emptyset$. We provide a sketch in the next section; the formal proof is in appendix.

3.2 Sketch of Proof

In this section, we provide intuition for our main theorems, beginning with Theorem 3.1, which also serves as a stepping stone toward Theorem 3.5. The necessity of the conditions is straightforward. For sufficiency in Theorem 3.1, assume conditions (i-a)–(i-b) and that $|X(a_0)| \geq |\tilde{X}| + 1$. We first extend a rationalization for the partial dataset on \mathcal{A}_N to construct a global distribution μ over rankings. Unlike λ , μ must remain constant across all menus, which necessitates a careful extension.

Condition (i-b) ensures there exists $\tilde{\mu} \in \Delta(\mathcal{L}(\tilde{X}))$ rationalizing $\hat{\rho}$ on menus excluding a_0 . For each $y \in \tilde{X}$, choose a distinct alternative $x_0(y) \in X(a_0)$, and fix an additional

alternative $\underline{x} \in X(a_0)$. Extend each ranking $\tilde{\succ}$ in $\text{supp}(\tilde{\mu})$ to a ranking on $\tilde{X} \cup X(a_0)$ by placing $x_0(y)$ immediately above y and positioning \underline{x} at the bottom. This extension reduces the probability of choosing y precisely when weight is assigned to $x_0(y)$. Let μ be the induced distribution over these extended rankings.

Now, fix a menu $D \subseteq \tilde{X}$. Since D contains only disaggregated alternatives, the choice probabilities $\rho(D, \cdot)$ equal $\hat{\rho}(D, \cdot)$ regardless of λ . It remains to define λ over subsets of $X(a_0)$ so that the RU model's probabilities on $D \cup \{a_0\}$ match $\hat{\rho}(D \cup \{a_0\}, \cdot)$. Label the elements of D as y_0, y_1, \dots with y_0 chosen to maximize the ratio $\hat{\rho}(D \cup \{a_0\}, y_0)/\hat{\rho}(D, y_0)$. Define a measure λ_0 on $X(a_0)$ by setting

$$\lambda_0(\underline{x}) = \frac{\hat{\rho}(D \cup \{a_0\}, y_0)}{\hat{\rho}(D, y_0)}, \quad \lambda_0(X(a_0)) = 1 - \lambda_0(\underline{x}),$$

and zero on other subsets. Monotonicity (i-a) guarantees this is valid and replicates the choice probability for y_0 .

We then proceed recursively: at step n , modify the support of λ_{n-1} by splitting the weight on a set S into S and $S \cup \{x_0(y_n)\}$, reducing the probability of y_n until it matches $\hat{\rho}(D \cup \{a_0\}, y_n)$ while leaving previously matched probabilities unchanged. By induction on $|D|$, this procedure yields a measure λ satisfying

$$\hat{\rho}(D \cup \{a_0\}, y) = \sum_{S \subseteq X(a_0)} \lambda(S) \mu(\succ | y \succ z, \forall z \in D \cup S \setminus y)$$

for all $y \in D$, with the choice probability for a_0 determined residually. This completes the sufficiency proof of Theorem 3.1.

For Theorem 3.5, we construct μ analogously. Then, for each aggregated alternative $a \in \mathcal{A}_A$, we define a measure λ^a that recovers the observed frequencies on nonaggregated alternatives while assigning all residual probability solely to a . Finally, we take a convex combination of these individual rules. Specifically, for fixed $D \subseteq \mathcal{A}_N$ and $E \subseteq \mathcal{A}_A$, define

$$\lambda = \sum_{a \in E} \frac{\hat{\rho}(D \cup E, a)}{1 - \sum_{y \in D} \hat{\rho}(D \cup E, y)} \lambda^a.$$

Since each λ^a yields the correct choice probabilities for nonaggregated alternatives and assigns remaining probability to a , the combined measure λ replicates the observed choice behavior. This completes the construction.

4 Restrictions that recover the implication of aggregated RUM

This section investigates the conditions under which RU rationality implies aggregated RU rationality. We provide sufficient restrictions on the preference distribution μ and the aggregation rule λ to ensure that RU-rationality and aggregated RU-rationality coincide on the observed choice domain \mathcal{A} . The two conditions we introduce are independent: one applies to μ (discussed in Section 4.1), and the other to λ (discussed in Section 4.2).

These results are especially useful given the widespread use of aggregated RUMs in empirical IO, as they provide concrete guidance on how to define aggregated alternatives in a way that justifies this modeling approach.

4.1 Restriction on μ : non-overlapping μ

In this section we provide a restriction on the distribution of preferences that recovers the implication of aggregated RUM. The restriction says for each aggregated alternative a , the underlying alternatives in $X(a)$ are similar in utility.

Definition 4.1. *A distribution $\mu \in \Delta(\mathcal{L}(\tilde{X} \cup X^*))$ is non-overlapping if for any $\succ \in \text{supp}(\mu)$, $a \in \mathcal{A}_A$, and $y, z \in X(a)$,*

$$y \succ x \succ z \implies x \in X(a).$$

The definition says that any preference in the support of μ has the property that each $X(a)$ does not overlap with other aggregated alternatives.⁸

The following lemma will be analytically useful. It says that if μ is non-overlapping, every λ produces the same aggregated choice function.

Lemma 4.2. *Let $\hat{\rho}$ be a stochastic choice function.*

- (a) *Suppose that (μ, λ) RU rationalizes $\hat{\rho}$ and μ is non-overlapping. Then for any aggregation rule λ' , (μ, λ') rationalizes $\hat{\rho}$.*
- (b) *Suppose that there is no non-overlapping μ such that (μ, λ) rationalizes $\hat{\rho}$ for some λ . Then, for any aggregation rule λ' , there does not exist non-overlapping μ' such that (μ', λ') rationalizes $\hat{\rho}$.*

⁸It is possible to weaken the definition as follows but we keep this condition for simplicity: A distribution $\mu \in \Delta(\mathcal{L}(\tilde{X} \cup X^*))$ is almost non-overlapping for any $\succ \in \text{supp}(\mu)$, there exists $b, c \in \mathcal{A}$ such that (i) $y \succ x$ for all $x \in X(b) \cup X(c)$ and $y \in (\tilde{X} \cup X^*) \setminus (X(b) \cup X(c))$ and (ii) for all $a \in \mathcal{A}_A \setminus \{b, c\}$, and $y, z \in X(a)$, $y \succ x \succ z \implies x \in X(a)$.

Proof. Statement (a) follows from the fact that if μ is non-overlapping then for all $(S_a)_{a \in A} \in \prod_{a \in A} (2^{X(a)} \setminus \emptyset)$ and $(S'_a)_{a \in A} \in \prod_{a \in A} (2^{X(a)} \setminus \emptyset)$ we have that $\rho^\mu(\cup_{a \in A} S_a, S_b) = \rho^\mu(\cup_{a \in A} S'_a, S'_b)$ for all for all $b \in A$ where ρ^μ is the underlying choice function rationalized by μ . Fix $(S^*_a)_{a \in A}$. Then for all $b \in A$, we have

$$\begin{aligned} \sum_{(S_a)_{a \in A} \in \prod_{a \in A} (2^{X(a)} \setminus \emptyset)} \lambda_A((S_a)_{a \in A}) \rho^\mu(\cup_{a \in A} S_a, S_b) &= \rho^\mu(\cup_{a \in A} S^*_a, S^*_b) \sum_{(S_a)_{a \in A} \in \prod_{a \in A} (2^{X(a)} \setminus \emptyset)} \lambda_A((S_a)_{a \in A}) \\ &= \rho^\mu(\cup_{a \in A} S^*_a, S^*_b) \\ &= \mu(\succ \mid \exists x \in S^*_b, \forall y \in \cup_{a \in A \setminus b} S^*_a, x \succ y). \end{aligned}$$

Thus every λ produces the same choice function. Thus, by the definition of rationalization (Definition 2.4), we established statement (a).

To prove statement (b), assume there is no non-overlapping μ that RU rationalizes $\hat{\rho}$. By way of contradiction assume that there exist λ' and non-overlapping μ' such that (μ', λ') that rationalizes $\hat{\rho}$. Given this, statement (a) implies a contradiction. \square

Lemma 4.2 says that if the underlying μ is non-overlapping, the observed aggregated choice frequencies are independent of λ . Based on this intuition, the next result says that non-overlapping μ justify the use of an aggregated RUM.

Proposition 4.3. *A stochastic choice function $\hat{\rho}$ is RU rational by a non-overlapping μ if and only if $\hat{\rho}$ is aggregated RU rational.*

Proof. Only if direction: It suffices to show this for the case where μ is deterministic. Suppose μ is non-overlapping and $\mu(\succ) = 1$ for some $\succ \in \mathcal{L}(\tilde{X} \cup X^*)$ and fix λ . Label the elements of \mathcal{A} as $a_1, a_2, \dots, a_{|\mathcal{A}|}$ in such a way that if $i < j$ then $x \succ y$ for all $x \in X(a_i)$ and $y \in X(a_j)$. This labeling is possible by the almost non-overlapping condition.

Let $\hat{\succ}$ be defined such that

$$a_1 \hat{\succ} a_2 \hat{\succ} \dots a_{|\mathcal{A}|}.$$

It is easy to see that if $D \subseteq \mathcal{A}$ contains any element of \mathcal{A} then $\hat{\rho}$ puts probability 1 on the a_i with the largest index. Thus, $\hat{\mu}$ rationalizes $\hat{\rho}$.

If direction: There exists $\hat{\mu} \in \Delta(\mathcal{L}(\mathcal{A}))$ that rationalizes $\hat{\rho}$. For each $\hat{\succ} \in \text{supp } \hat{\mu}$ consider a ranking $\succ \in \mathcal{L}(\tilde{X} \cup X^*)$ that extends $\hat{\succ}$ by

$$x \succ y \text{ if } x \in X(a) \text{ and } y \in X(b) \text{ for some } a \hat{\succ} b$$

and fill the order among $X(a)$ arbitrarily for all a ; then define $\mu(\succ) = \hat{\mu}(\hat{\succ})$. Also define λ arbitrarily. Since μ is non-overlapping, it follows from statement (b) of Lemma 4.2 that

(μ, λ) rationalizes \hat{p} . □

Proposition 4.3 establishes that, without any assumptions on λ , the aggregate RU model is valid only when the alternatives grouped within each aggregate occupy similar positions in agents' preference rankings. Consequently, when constructing an aggregated data set, alternatives with closely related characteristics should not be assigned to different aggregates. A similar observation has been made empirically by Stafford (2018) using a dataset of lobster fishing. In particular, she demonstrated that classifying crab-fishing sites as part of the outside option leads to biased coefficient estimates. Because lobster and crab fishing are close substitutes, an excellent lobster site is preferred to a poor crab site and vice-versa, their rankings overlap, thereby violating the non-overlapping condition specified in Proposition 4.3.

4.2 Restriction on λ : menu-independent λ

The second condition that we discuss is that the distribution of aggregated alternatives is the same across choice sets, or markets.

Definition 4.4. An aggregation rule λ is said to be menu independent if there exists $\lambda \in \Delta\left(\prod_{a \in \mathcal{A}} (2^{X(a)} \setminus \emptyset)\right)$ such that for any $B \subset \mathcal{A}$ and $(S_a)_{a \in B} \in \prod_{a \in B} (2^{X(a)} \setminus \emptyset)$,

$$\lambda_B((S_a)_{a \in B}) = \lambda\left(\prod_{a \in B} (S_a) \times \prod_{a \in \mathcal{A} \setminus B} (2^{X(a)} \setminus \emptyset)\right). \quad (6)$$

Remark 4.5. To explain the meaning of our condition, consider a stronger condition as follows: there exists $\lambda_a \in \Delta(2^{X(a)} \setminus \emptyset)$ for each $a \in \mathcal{A}$ such that for any $B \subset \mathcal{A}$ and $(S_a)_{a \in B} \in \prod_{a \in B} (2^{X(a)} \setminus \emptyset)$,

$$\lambda_B((S_a)_{a \in B}) = \prod_{a \in B} \lambda_a(S_a). \quad (7)$$

The condition (6) says that there exists a joint distribution that works across choice sets.⁹ (6) is weaker than condition (7) in the sense that it allows correlation across aggregated alternatives. The two conditions are equivalent when there is only one aggregate alternative.

In some markets, λ may be independent of the menu. For example, in the automobile market, if cars are aggregated by brand, the distribution of models within each brand is

⁹For example, consider $a, b \in \mathcal{A}_A$ and let $X(a) = \{x_1, y_1\}$ and $X(b) = \{x_2, y_2\}$. Definition 2.4 allows the situation that a means alternative x_1 (y_1) if and only if b means alternative x_2 (y_2 , respectively); and a means x_1 and y_1 equally likely. In this example, the probability that a means x_1 and b means y_2 is zero, which is not allowed in (7).

likely to remain relatively constant regardless of the presence of other brands. In contrast, for other categories of goods, λ may exhibit menu dependence. Consider grocery stores that aggregate products by food type such as cereals, vegetables, meats, and so forth. The composition of these aggregated alternatives can vary significantly across supermarkets. For instance, the presence of some food types may indicate a low-income area, associated with lower quality vegetables, meats, and so forth.

When λ is independent, representation (4) in Definition 2.4 can be simplified as in the following lemma.

Lemma 4.6. *Given $\mu \in \Delta(\mathcal{L}(\tilde{X} \cup X^*))$ and an independent aggregation rule λ , we have for all $A \subseteq \mathcal{A}$ and $a \in A$*

$$\hat{\rho}(A, a) = \sum_{(S_b)_{b \in \mathcal{A}}} \lambda((S_b)_{b \in \mathcal{A}}) \cdot \rho^\mu(\cup_{b \in A} S_b, S_a).$$

where $\rho^\mu(\cup_{b \in A} S_b, S_a) = \mu(\succ \in \mathcal{L}(\tilde{X} \cup X^*) | \exists x \in S_a, \forall y \in \cup_{b \in A \setminus a} S_b, x \succ y)$

Proof. Fix $A \subseteq \mathcal{A}$ and $a \in A$. Then, $\hat{\rho}(A, a) = \sum_{(S_b)_{b \in A} \in \prod_{b \in A} (2^{X(b)} \setminus \emptyset)} \lambda_A((S_b)_{b \in A}) \cdot \rho^\mu(\cup_{b \in A} S_b, S_a) = \sum_{(S_b)_{b \in A}} \rho^\mu(\cup_{b \in A} S_b, S_a) \cdot \lambda\left(\prod_{b \in A} (S_b) \times \prod_{b \in \mathcal{A} \setminus A} (2^{X(b)} \setminus \emptyset)\right) = \left(\sum_{(S_b)_{b \in B}} \rho(\cup_{b \in B} S_b, S_a)\right) \cdot \left(\sum_{(S_b)_{b \in \mathcal{A} \setminus B}} \lambda((S_b)_{b \in \mathcal{A}})\right) = \sum_{(S_b)_{b \in \mathcal{A}}} \lambda((S_b)_{b \in \mathcal{A}}) \cdot \rho(\cup_{b \in B} S_b, S_a). \quad \square$

Lemma 4.6 means that aggregated stochastic choice $\hat{\rho}$ is a convex combination of ρ^μ for each composition of the aggregated alternatives. If ρ^μ is RUM, then $\hat{\rho}$ is also a RUM. This intuition is formalized in the following proposition.

Proposition 4.7. *A stochastic choice function $\hat{\rho}$ is RU rational with independent λ if and only if $\hat{\rho}$ is aggregated RU rational.*

Proof. If direction: If $\hat{\rho}$ is rationalizable by a random utility model $\hat{\mu}$ over \mathcal{A} , then as we showed in Proposition 4.3 that there exists (μ, λ) that rationalizes $\hat{\rho}$ and μ is non-overlapping. Moreover, as proved in Lemma 4.2 (a), for non-overlapping representation any λ works; so we can choose an independent λ as desired.

Only if direction: Suppose that $\hat{\rho}$ is RU rationalizable with (μ, λ) , where λ is independent. Let ρ^μ be the random utility function associated with μ . Given $(S_a)_{a \in \mathcal{A}} \subseteq \prod_{a \in \mathcal{A}} X(a)$, for each (B, b) such that $b \in B \subseteq \mathcal{A}$ define $\hat{\rho}_{(S_a)_{a \in \mathcal{A}}}(B, b) = \rho^\mu(\cup_{a \in B} S_a, S_b)$.¹⁰ Given $(S_a)_{a \in \mathcal{A}} \subseteq \prod_{a \in \mathcal{A}} 2^{X(a)} \setminus \{\emptyset\}$, for each $\succ \in \mathcal{L}(\tilde{X} \cup X^*)$ define $\hat{\succ}_{(S_a)_{a \in \mathcal{A}}}$ by $a \succ b$ if and only if there exists $x \in S_a$ such that $x \succ y$ for all $y \in S_b$. Note that $\hat{\succ}_{(S_a)_{a \in \mathcal{A}}}$ is a linear order

¹⁰Note that $\hat{\rho}_{(S_a)_{a \in \mathcal{A}}}$ is a data set where a always means S_a .

on \mathcal{A} . Now we define a probability measure $\hat{\mu}_{(S_a)_{a \in \mathcal{A}}}$ over linear orders on \mathcal{A} as follows: for any linear order \succ' on \mathcal{A} , define $\hat{\mu}_{(S_a)_{a \in \mathcal{A}}}(\succ') = \sum_{\succ \in \mathcal{L}(\tilde{X} \cup X^*) : \hat{\succ}_{(S_a)_{a \in \mathcal{A}}} = \succ'} \mu(\succ)$.

Note that, by definition, $\hat{\mu}_{(S_a)_{a \in \mathcal{A}}}$ RU rationalizes $\hat{\rho}_{(S_a)_{a \in \mathcal{A}}}$, that is for any (A, a) such that $a \in A \subseteq \mathcal{A}$, $\hat{\rho}_{(S_a)_{a \in \mathcal{A}}}(A, a) = \hat{\mu}_{(S_a)_{a \in \mathcal{A}}}(\{\succ' \in \mathcal{L}(\mathcal{A}) | a \succ' b, \text{ for all } b \in A \setminus a\})$. Now let $\hat{\mu} = \sum_{(S_a)_{a \in \mathcal{A}}} \lambda((S_a)_{a \in \mathcal{A}}) \hat{\mu}_{(S_a)_{a \in \mathcal{A}}}$. Then

$$\begin{aligned} \hat{\rho}(B, a) &= \sum_{(S_a)_{a \in \mathcal{A}}} \lambda((S_a)_{a \in \mathcal{A}}) \rho^\mu(\cup_{a \in B} S_a, S_a) & (\because \text{Lemma 4.6}) \\ &= \sum_{(S_a)_{a \in \mathcal{A}}} \lambda((S_a)_{a \in \mathcal{A}}) \hat{\mu}_{(S_a)_{a \in \mathcal{A}}}(\{\succ' \in \mathcal{L}(\mathcal{A}) | a \succ' b, \text{ for all } b \in A \setminus a\}) \\ &= \hat{\mu}(\{\succ' \in \mathcal{L}(\mathcal{A}) | a \succ' b, \text{ for all } b \in A \setminus a\}). \end{aligned}$$

Thus $\hat{\mu}$ rationalizes $\hat{\rho}$. □

Proposition 4.2 suggests that if the aggregation rule λ is independent of the menu, then each aggregated alternative can be treated as a single good. However, this conclusion does not necessarily hold when ρ arises from a specific parametric model of random utility. For example, if ρ follows a logit model, then the corresponding aggregated choice rule $\hat{\rho}$ is described by mixed logit. In this case, even though λ is menu-independent, applying a logit model directly to $\hat{\rho}$ results in model misspecification and may lead to biased parameter estimates.

More generally, if the underlying model is convex, the class of the observed model remains to be the same after aggregation. For example, if you start from the mixed logit model, the aggregated dataset is also mixed logit. Even so, estimating the aggregated data with mixed logit by treating each aggregated alternative as a single good may still lead to bias since the distribution of parameters could be very different in the aggregated model compared to the underlying model.

5 Simulation

The theoretical results from the previous section show that, in general, the implications of the random utility model (RUM) for the observed dataset $\hat{\rho}$ are too weak to ensure that $\hat{\rho}$ is aggregated RU rational—except under two special conditions: when the aggregation rule λ is menu independent, or when the underlying preference structure becomes non overlapping.

These results motivate the following conjecture: *As the aggregation rule λ deviates from menu independence or the underlying preferences deviate from the non-overlapping condition, the likelihood that $\hat{\rho}$ can be rationalized by aggregated RUM diminishes. Consequently,*

estimation using standard RUM such as logit is expected to yield increasingly biased utility estimates. This section empirically investigates this conjecture using simulation analysis.

Specifically, we generate true choice data ρ from a RUM, using a logit model with fixed utility values. Given ρ and a specified aggregation rule λ , we construct the observed dataset $\hat{\rho}$. We then estimate utility parameters from $\hat{\rho}$ using the logit framework and assess the resulting estimation bias. In addition, we compute the distance from $\hat{\rho}$ to the set of random utility models to evaluate the extent of rationality loss.

The theoretical predictions lead to two empirical hypotheses:

- As λ becomes less menu independent or preferences become more overlapping, the dataset $\hat{\rho}$ is increasingly unlikely to be rationalized by aggregated RUM, let alone a logit model. This results in larger estimation biases. (See Section 5.2 for details)
- The distance from $\hat{\rho}$ to the aggregated RUM polytope increases with greater deviation from menu independence or greater preference overlap. (See Section 5.3 for details)

In the following, we verify these two hypothesis by simulations.

5.1 Setup

Consider three alternatives x, y, a_0 , where x, y are non-aggregated alternatives; a_0 is an aggregated alternative (the outside option). The outside option can mean good z or w . That is, $X(a_0) = \{z, w\}$.

We examine three distinct markets, each represented by one of the following choice sets: x, a_0 , y, a_0 , and x, y, a_0 . Importantly, the composition of the aggregated alternative a_0 varies across these markets; that is, the aggregation functions λ_{x,a_0} , λ_{y,a_0} , and λ_{x,y,a_0} are allowed to differ. Given fixed utilities values $u(x), u(y), u(z)$, and $u(w)$, we generate the true dataset ρ by assuming the logit model:

$$\rho(D, x) = \frac{\exp(u(x))}{\sum_{j \in D} \exp(u(j))}.$$

Consider the aggregation rules $\lambda_{\{x,a_0\}}$, $\lambda_{\{y,a_0\}}$, and $\lambda_{\{x,y,a_0\}}$ over $\{\{w\}, \{z\}, \{w, z\}\}$. With ρ and λ , we construct the observable reduced dataset $\hat{\rho}$ incorporating the aggregated alternatives. That is for any $D \subseteq \{x, y\}$ and $j \in D$, we define $\hat{\rho}(D \cup a_0, j)$ as

$$\lambda_{D \cup a_0}(w)\rho(D \cup \{w\}, j) + \lambda_{D \cup a_0}(z)\rho(D \cup \{z\}, j) + \lambda_{D \cup a_0}(\{z, w\})\rho(D \cup \{z, w\}, j).$$

Given the observed aggregated dataset $\hat{\rho}$, we estimate the utility parameters $\hat{u}(x)$ and $\hat{u}(y)$

under the assumption that $\hat{\rho}$ follows a multinomial logit model and that the utility of the outside option is zero, i.e., $\exp(u(a_0)) = 1$.

Note that in this setup

- The aggregation rule λ becomes less *menu independent* as $\lambda_{\{x,a_0\}}$, $\lambda_{\{y,a_0\}}$, and $\lambda_{\{x,y,a_0\}}$ become more distinct.
- Fixing the true utilities of $u(x)$ and $u(y)$ —say, for simplicity, $u(x) > u(y)$ —the preference structure becomes *more overlapping* as $\max\{u(z), u(w)\}$ exceeds $u(x)$ and $\min\{u(z), u(w)\}$ falls below $u(y)$.

5.2 Bias

5.2.1 Bias measure

We quantify the estimation bias using the following measure:

$$\exp |(\hat{u}(x) - \hat{u}(y)) - (u(x) - u(y))|, \quad (8)$$

which captures the distortion in relative utilities between alternatives x and y . To interpret this measure, consider the case in which $\hat{u}(x) - \hat{u}(y) > u(x) - u(y)$. Then the expression simplifies to

$$\frac{\exp(\hat{u}(x))}{\exp(\hat{u}(y))} \bigg/ \frac{\exp(u(x))}{\exp(u(y))},$$

which represents the ratio of the estimated odds ratio to the true odds ratio of choosing x over y . A deviation in this ratio reflects how the estimated preference ordering—and thus predicted behavior—diverges from the true underlying model. Therefore, our measure serves as a natural index of bias.

5.2.2 Effect of the aggregation function λ on bias

In the first simulation, we tested the following conjecture: *the bias defined in (8) becomes larger as λ become less menu independent (i.e., as λ changes across choice sets $\{x, a_0\}, \{y, a_0\}, \{x, y, a_0\}$). As the preference structure is not the focus of the analysis, we fixed the values $u(x) = -1$, $u(y) = -2$, $u(z) = 1$, $u(w) = 0$. (In the appendix, we tried other values of $u(x)$ and $u(y)$).*

First, we construct a heatmap to visualize the sensitivity of bias to deviations from independence case. In Figure 1, we vary the values of $\lambda_{\{x,a_0\}}$ while equating and holding $\lambda_{\{x,y,a_0\}}$ and $\lambda_{\{y,a_0\}}$ fixed at (0.3, 0.2, 0.5), where the first, second, and third entries represent

the probabilities assigned to $\{z\}$, $\{w\}$, and $\{z, w\}$, respectively. Note that the horizontal axis measures $\lambda_{\{x,a_0\}}(\{z\})$, while the vertical axis measures $\lambda_{\{x,a_0\}}(\{w\})$.¹¹ Each grid point in the heatmap represents a specific assignment of $\lambda_{\{x,a_0\}}$; the bias is computed at each grid point. The blue cell corresponds to the independent case, where $\lambda_{\{x,a_0\}}(\{z\}) = 0.3$ and $\lambda_{\{x,a_0\}}(\{w\}) = 0.2$. (Note that in this case $\lambda_{\{x,a_0\}} = \lambda_{\{y,a_0\}} = \lambda_{\{x,y,a_0\}}$.)

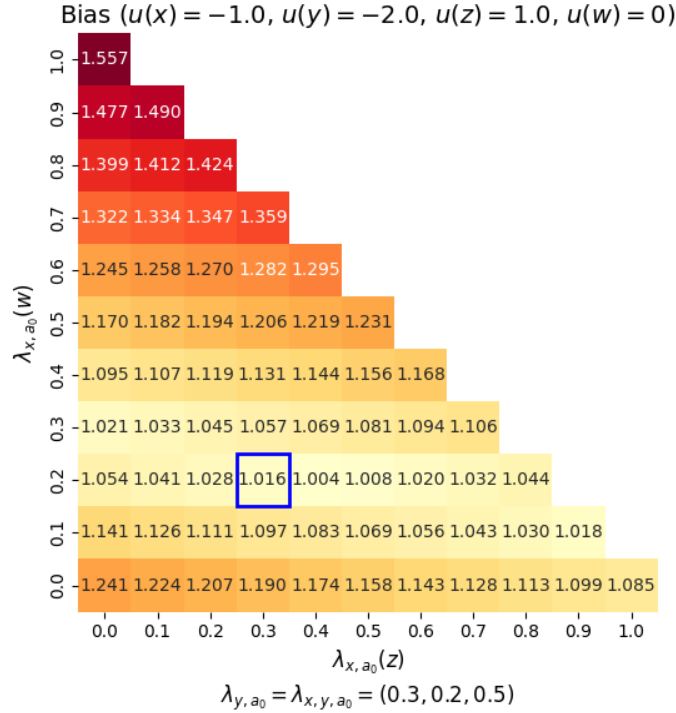


Figure 1: Heatmap of biases across $\lambda_{\{x,a_0\}}$ with fixed $\lambda_{\{y,a_0\}}$, $\lambda_{\{x,y,a_0\}}$, and fixed utilities. The blue cell corresponds to the independent case

The heatmap is consistent with our conjecture that the bias becomes larger as λ become less menu independent (i.e., the cell becomes further away from the independent case). In the appendix, we provide heatmaps with other parameters and observe the similar results.

To write the heatmaps, we needed to assume $\lambda_{\{y,a_0\}} = \lambda_{\{x,y,a_0\}}$. To avoid this assumption, we now change the values of $\lambda_{\{y,a_0\}}$ and $\lambda_{\{x,y,a_0\}}$ and obtain the size of maximal bias and the minimal bias in Figure 2. Each point in the figure corresponds to the following three possible biases at the corresponding value of $\lambda_{\{x,a_0\}}(\{w\})$ and $\lambda_{\{x,a_0\}}(\{z\})$:

- (1) independent case (i.e., $\lambda_{\{x,y,a_0\}} = \lambda_{\{x,a_0\}} = \lambda_{\{y,a_0\}}$)
- (2) minimal bias by changing all possible values of $\lambda_{\{x,y,a_0\}}$ and $\lambda_{\{y,a_0\}}$;

¹¹The numbers $\lambda_{\{x,a_0\}}(\{z\})$ and $\lambda_{\{x,a_0\}}(\{w\})$ determine $\lambda_{\{x,a_0\}}$ uniquely as $\lambda_{\{x,a_0\}}(\{z, w\}) = 1 - \lambda_{\{x,a_0\}}(\{w\}) - \lambda_{\{x,a_0\}}(\{z\})$

- (3) maximal bias by changing all possible values of $\lambda_{\{x,y,a_0\}}$ and $\lambda_{\{y,a_0\}}$

The figure shows that the biases for the independent case are significantly smaller than the maximal biases and often close to the minimal biases. Moreover, the maximal bias can be significantly big. The bias can be larger than 2.2, which implies that the utility difference is larger than .7

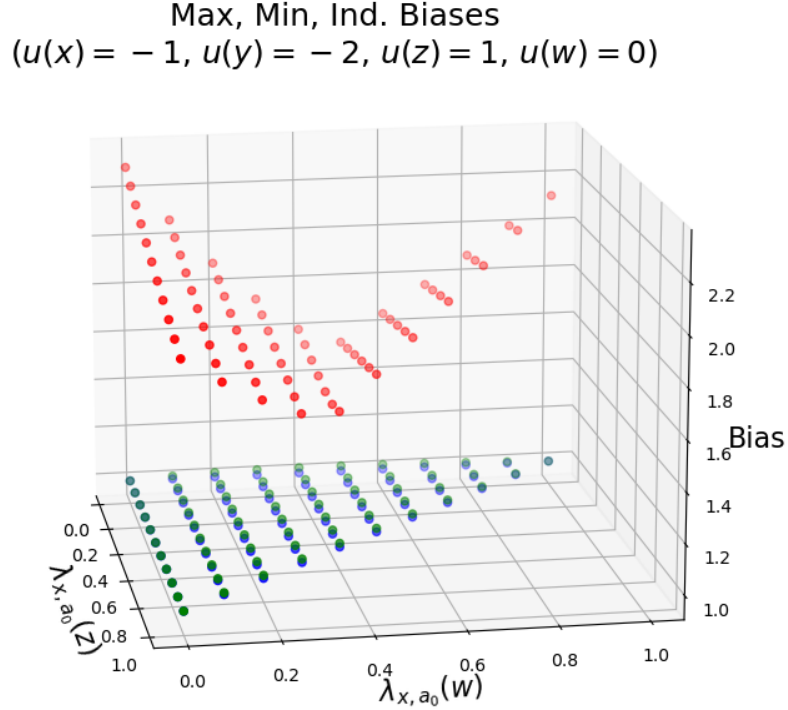


Figure 2: Maximum bias (Red), bias for independent λ (Green), and minimum bias (Blue) across $\lambda_{\{x,a_0\}}$ with fixed utilities. Maximum and minimum are calculated by changing $\lambda_{\{y,a_0\}}$ and $\lambda_{\{x,y,a_0\}}$

5.2.3 Effect of preference structure on bias

In the second simulation, we change the overlapping structure to evaluate biases. We assume that the true data ρ s are generated by logit models with $u(x) = 1, u(y) = -1$, and various values of $u(w)$ and $u(z)$ in the $[-5, 5]$ on a uniform grid. We fixed the value of λ s to be non-independent as this is not the focus of our analysis in the section. We fixed λ s as follows: $\lambda_{\{x,y,a_0\}} = (0.1, 0.4, 0.5)$, $\lambda_{\{x,a_0\}} = (0.3, 0.3, 0.4)$, $\lambda_{\{y,a_0\}} = (0.2, 0.3, 0.5)$, where the first, second, and third coordinate shows the probability of $\{z\}$, $\{w\}$, and $\{z, w\}$, respectively. We also tested several alternative specifications of λ , and the results—presented in the appendix—are similar to those reported here.

We compute the bias (8) for each value of $u(z)$ and $u(w)$. Note that as $u(x) = 1, u(y) = -1$ are fixed, as $u(z)$ and $u(w)$ becomes more apart and $\max\{u(z), u(w)\}$ becomes larger than 1 and $\min\{u(z), u(w)\}$ becomes smaller than -1 , the preference structure are likely to violate the non-overlapping condition. In the figure, the up-left or down-right correspond to this case the preference structure violates the non-overlapping condition most severely.

We produced a heatmap with axes corresponding to $u(z)$ and $u(w)$ and color intensity represents the magnitude of the exponential bias term. The figure clearly shows that the biases are larger when the preference structure is likely to be overlapped; the biases are smaller when the the preference structure is likely to be non-overlapped.

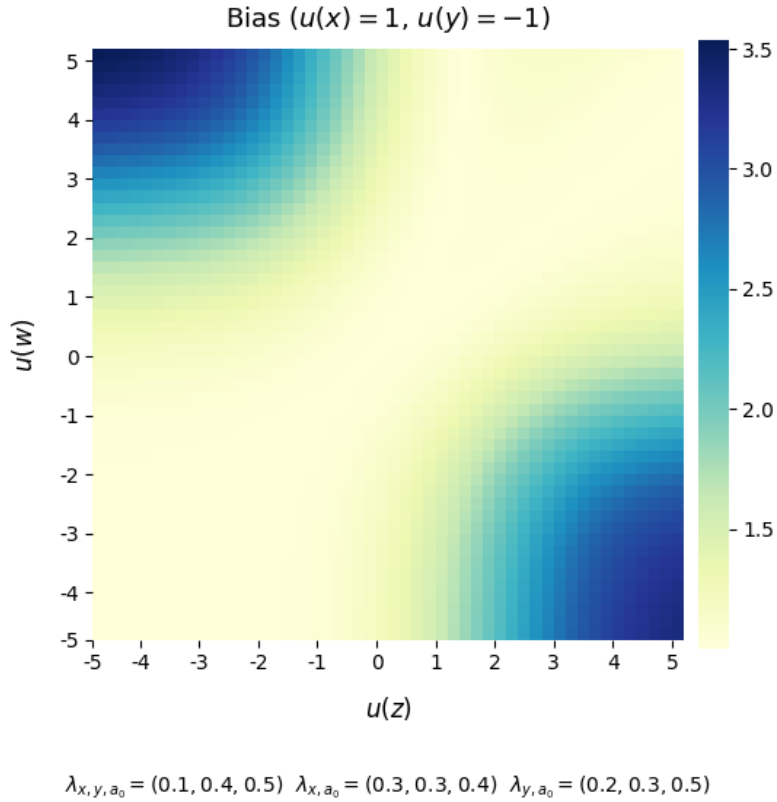


Figure 3: Heatmap of biases across $u(z)$ and $u(w)$ with $u(x) = 1, u(y) = -1$ and fixed λ

5.3 Distance to the aggregated random utility model

5.3.1 Distance measure

To quantify the deviation of the reduced dataset $\hat{\rho}$ from the aggregated RUM polytope, we use the distance of $\hat{\rho}$ from the set of stochastic choice functions that are rationalizable by some aggregated random utility model. Formally, we consider the minimum distance—in a suitable norm—between $\hat{\rho}$ and the set $\hat{\mathcal{P}}_r$ of all stochastic choice rules that are consistent with an aggregated random utility representation.

We define the *aggregated random utility polytope* as follows. Let $\mathcal{L}(\mathcal{A})$ denote the set of all rankings (i.e., linear orders) over the finite set of alternatives \mathcal{A} . For each $\succ \in \mathcal{L}(\mathcal{A})$, define the deterministic choice rule $\hat{\rho}^\succ$ by:

$$\hat{\rho}^\succ(A, a) = \begin{cases} 1 & \text{if } a \succ b \text{ for all } b \in A \setminus a, \\ 0 & \text{otherwise.} \end{cases}$$

Then the random utility polytope is the convex hull of these deterministic rules:

$$\hat{\mathcal{P}}_r = \left\{ \rho : \rho(A, a) = \sum_{\succ \in \mathcal{L}(\mathcal{A})} \mu(\succ) \cdot \hat{\rho}^\succ(A, a) \quad \text{for all } A \subseteq \mathcal{A}, a \in A, \text{ with } \mu \in \Delta(\mathcal{L}(\mathcal{A})) \right\},$$

where $\Delta(\mathcal{L}(\mathcal{A}))$ denotes the probability simplex over $\mathcal{L}(\mathcal{A})$. Thus, $\hat{\mathcal{P}}_r$ contains all stochastic choice rules that are rationalizable by an aggregate RUM.

This definition captures the reduced-form implications of the random utility model without reference to cardinal utilities or specific functional forms like logit. A dataset $\hat{\rho}$ belongs to $\hat{\mathcal{P}}_r$ if and only if it is rationalizable by an aggregated random utility model. Hence, the distance from $\hat{\rho}$ to $\hat{\mathcal{P}}_r$ provides a natural metric for assessing the extent of violation of the aggregated random utility assumption.

To see how the minimal distance can be defined in our setup, remember that we have three alternatives x, y, a_0 . Thus the number of linear orders is 6; the number of coordinate of $\hat{\rho}$ (i.e., (D, x) such that $x \in D \subseteq \{x, y, a_0\}$) is 12. Then, the distance can be defined as follows: Given $\hat{\rho} \in \mathbf{R}^{12}$,

$$\min_{\mu \in \Delta^5} \left\| \hat{\rho} - \sum_{i=1}^6 \mu_i \hat{\rho}^{\succ_i} \right\|_2^2, \quad (9)$$

where the norm is the Euclidian norm. Here, Δ^5 is the five dimensional simplex and an element of the simplex satisfies $\mu \in \mathbb{R}^6$, $\mu_i \geq 0$, and $\sum_i \mu_i = 1$.

5.4 Effect of λ

5.4.1 Effect of λ on distance

In this simulation, we see how distance defined in (9) changes as λ changes. We use the same specification of utilities as in the previous section to create Figure 1 on biases. In particular, we fixed the values $u(x) = -1$, $u(y) = -2$, $u(z) = 1$, $u(w) = 0$. We vary the values of $\lambda_{\{x,a_0\}}$ while equating and holding $\lambda_{\{x,y,a_0\}}$ and $\lambda_{\{y,a_0\}}$ fixed at $(0.3, 0.2, 0.5)$, where the first, second, and third entries represent the probabilities assigned to $\{z\}$, $\{w\}$, and $\{z, w\}$, respectively. Note that the horizontal axis measures $\lambda_{\{x,a_0\}}(\{z\})$, while the vertical axis measures $\lambda_{\{x,a_0\}}(\{w\})$.

We calculate the distance for each grid point. The independent case corresponds to the blue cell. The heatmap shows that the distance is zero for the independent case as implied by theorem. The distance becomes larger as the values of λ becomes further away from the independent case.

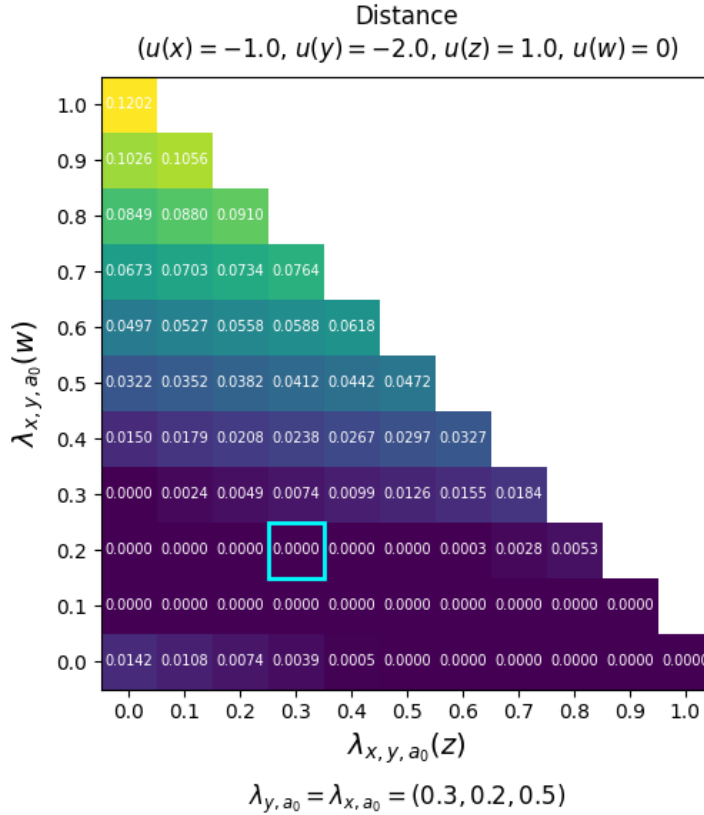


Figure 4: Distance across $\lambda_{\{x,a_0\}}$ with fixed $\lambda_{\{y,a_0\}}$, $\lambda_{\{x,y,a_0\}}$ as well as fixed utilities

5.4.2 Effect of preference structure on distance

In this simulation, we see how distance defined in (9) changes across different values of λ . We use the same specification of utilities as in Section 5.2.3. We produced a heatmap with axes corresponding to $u(z)$ and $u(w)$ and color intensity represents the magnitude of the distance. The figure clearly shows that the distance is larger when the preference structure is likely to be overlapped; the distance is smaller when the preference structure is likely to be non-overlapped.

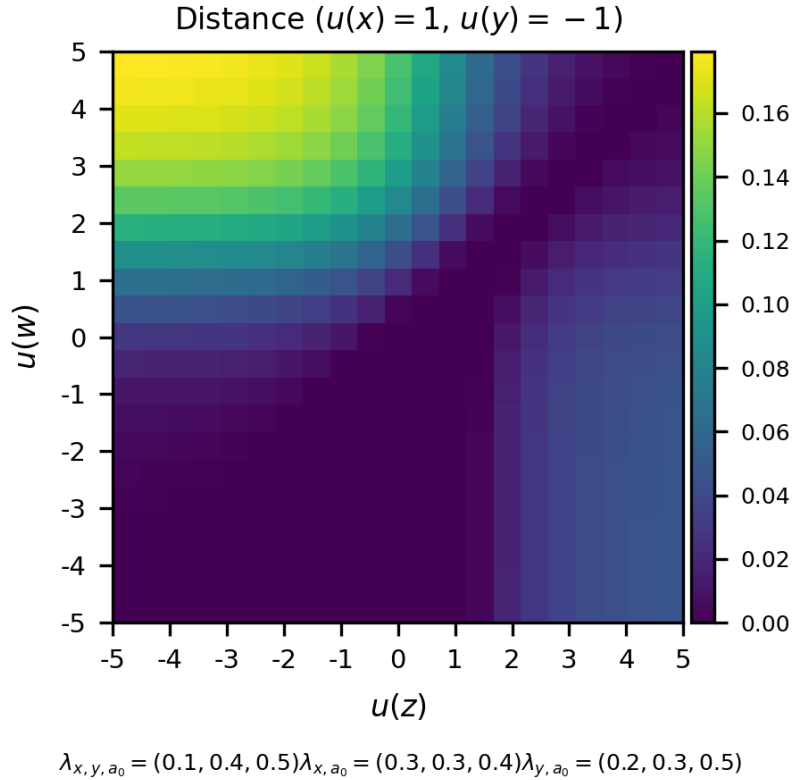


Figure 5: Distance across $u(z)$ and $u(w)$ with $u(x) = 1, u(y) = -1$, and fixed λ .

References

- AGUIAR, V. H., M. J. BOCCARDI, N. KASHAEV, AND J. KIM (2023): “Random utility and limited consideration,” *Quantitative Economics*, 14(1), 71–116.
- APESTEGUIA, J., M. A. BALLESTER, ET AL. (2016): “Stochastic Representative Agent,” Discussion paper.
- AZRIELI, Y., AND J. REHBECK (2022): “Marginal stochastic choice,” Papers 2208.08492, arXiv.org.
- BLUMENTHAL, S. (1968): “Multinomial Sampling with Partially Categorized Data,” *Journal of the American Statistical Association*, 63(322), 542–551.
- BRADY, R. L., AND J. REHBECK (2016): “Menu-Dependent Stochastic Feasibility,” *Econometrica*, 84(3), 1203–1223.
- BROWNSTONE, D., AND P. LI (2017): “A Model for Broad Choice Data,” .
- CATTANEO, M. D., X. MA, Y. MASATLIOGLU, AND E. SULEYMANOV (2020): “A Random Attention Model,” *Journal of Political Economy*, 128(7), 2796–2836.
- GOOLSBEE, A., AND A. PETRIN (2004): “The Consumer Gains from Direct Broadcast Satellites and the Competition with Cable TV,” *Econometrica*, 72(2), 351–381.
- GUL, F., AND W. PESENDORFER (2001): “Temptation and Self-Control,” *Econometrica*, 69(6), 1403–1435.
- HEITJAN, D. F. (1989): “Inference from Grouped Continuous Data: A Review,” *Statistical Science*, 4(2), 164 – 179.
- HEITJAN, D. F., AND D. B. RUBIN (1990): “Inference from Coarse Data Via Multiple Imputation with Application to Age Heaping,” *Journal of the American Statistical Association*, 85(410), 304–314.
- (1991): “Ignorability and Coarse Data,” *The Annals of Statistics*, 19(4), 2244 – 2253.
- HORAN, S. (2019): “Random consideration and choice: A case study of “default” options,” *Mathematical Social Sciences*, 102, 73–84.
- HUANG, D., AND C. ROJAS (2013): “The Outside Good Bias in Logit Models of Demand with Aggregate Data,” *Economics Bulletin*, 33(1), 198–206.
- KONO, H., K. SAITO, AND A. SANDRONI (2025): “Random utility model with unobservable alternatives,” *working paper*.
- KREPS, D. M. (1979): “A Representation Theorem for “Preference for Flexibility”,” *Econometrica*, 47(3), 565–577.

- MANZINI, P., AND M. MARIOTTI (2014): “Stochastic Choice and Consideration Sets,” *Econometrica*, 82(3), 1153–1176.
- NEVO, A. (2001): “Measuring market power in the ready-to-eat cereal industry,” *Econometrica*, 69(2), 307–342.
- NORDHEIM, E. V. (1984): “Inference from Nonrandomly Missing Categorical Data: An Example from a Genetic Study on Turner’s Syndrome,” *Journal of the American Statistical Association*, 79(388), 772–780.
- SHUM, M. (2016): *Econometric Models for Industrial Organization*. World Scientific, Singapore, 2 edn.
- STAFFORD, T. M. (2018): “Accounting for outside options in discrete choice models: An application to commercial fishing effort,” *Journal of Environmental Economics and Management*, 88(C), 159–179.
- STRZALECKI, T. (2022): *Stochastic Choice Theory*. working paper.
- ZHANG, L. (2023): “Identification and estimation of market size in discrete choice demand models,” *Available at SSRN 4545848*.

A Proofs

A.1 Proof of Theorem 3.1

Proof. The necessity is trivial. We prove the sufficiency. Assume the two conditions and $|X(a_0)| \geq |\tilde{X}| + 1$.

Under condition (i – b), there exists $\tilde{\mu} \in \Delta(\mathcal{L}(\tilde{X}))$. For each $y \in \tilde{X}$, choose an element of $X(a_0)$ denoted by $x_0(y)$. We will also fix a unobservable alternative \underline{x} that plays a special role in the following. Note that such alternatives exist because $|X(a_0)| \geq |\tilde{X}| + 1$.

Fix a ranking $\tilde{\succsim}$ on \tilde{X} that belongs to the support of $\tilde{\mu}$, we extend $\tilde{\succsim}$ and define a ranking \succsim on $\tilde{X} \cup X^*$ as follows. (Remember $X^* = X(a_0)$ since $\mathcal{A}_A = \{a_0\}$.) First, for each $y \in \tilde{X}$, place $x_0(y) \in X(a_0)$ just above y and \underline{x} at the bottom for all $\tilde{\succsim} \in \text{supp}(\tilde{\mu})$. For example, if the ranking $y_1 \tilde{\succsim} y_2 \tilde{\succsim} y_3$ is in the support then we extend $\tilde{\succsim}$ to \succsim on $\tilde{X} \cup X^*$ as follows

$$x_0(y_1) \succ y_1 \succ x_0(y_2) \succ y_2 \succ x_0(y_3) \succ y_3 \succ \underline{x}.$$

Finally, we define $\mu \in \Delta(\mathcal{L}(\tilde{X} \cup X^*))$ as follows: for each extended ranking \succsim defined above, we let $\mu(\succsim) = \tilde{\mu}(\tilde{\succsim})$.

Let ρ be a random utility model that is rationalized by μ . Now fix $D \subset \tilde{X}$. In the following, we will construct $\lambda \in \prod_{b \in D \cup a_0} (2^{X(b)} \setminus \emptyset)$ to establish the following equality for all $b \in D \cup a_0$:

$$\sum_{(S_b)_{b \in D \cup a_0} \subset \prod_{b \in D \cup a_0} (2^{X(b)} \setminus \emptyset)} \lambda((S_b)_{b \in D \cup a_0}) \rho(\cup_{b \in D \cup a_0} S_b, S_b) = \hat{\rho}(D \cup a_0, b).$$

Since $D \subset \tilde{X}$, for all $b \in D$, there exists y_b such that $X(b) = \{y_b\}$.

Thus, for any $(S_b)_{b \in D \cup a_0} \subset \prod_{b \in D \cup a_0} (2^{X(b)} \setminus \emptyset)$, S_b is determined as $\{y_b\}$ for all $b \in D$. Thus, for simplicity, we will focus on the marginal distribution of λ on $2^{X(a_0)} \setminus \emptyset$ and obtain the following equality:

$$\sum_{S \subseteq X(a_0)} \lambda(S) \rho(\{y_b | b \in D\} \cup S, y_b) = \hat{\rho}(D \cup a_0, b) \quad \text{for all } b \in D \quad (10)$$

and

$$\sum_{S \subseteq X(a_0)} \lambda(S) \rho(\{y_b | b \in D\} \cup S, S) = \hat{\rho}(D \cup a_0, a_0). \quad (11)$$

Note that (11) is implied by (12) by the fact that the probability must be sum up to one. In the following, to simplify the notation, we identify y_b and b for $b \in D \subseteq \tilde{X}$ and write them as y . Thus, we write $\{y_b | b \in D\}$ as D . The purpose of our proof is, thus, to show the existence of λ on $2^{X(a_0)} \setminus \emptyset$ that satisfies the following equality for all $y \in D$,¹²

$$\sum_{S \subseteq X(a_0)} \lambda(S) \rho(D \cup S, y) = \hat{\rho}(D \cup a_0, y). \quad (12)$$

We will define λ recursively. We first label elements of D by y_i so that $\frac{\hat{\rho}(D \cup a_0, y_0)}{\hat{\rho}(D, y_0)}$ is maximal among $\frac{\hat{\rho}(D \cup a_0, y_i)}{\hat{\rho}(D, y_i)}$.¹³ Initially, we define λ_0 by

$$\lambda_0(\underline{x}) = \frac{\hat{\rho}(D \cup a_0, y_0)}{\hat{\rho}(D, y_0)}, \quad \lambda_0(X^*) = 1 - \lambda_0(\underline{x})$$

and all other values are zero. Then λ_0 is a probability measure because $\lambda_0(\underline{x}) \leq 1$ by the monotonicity with respect to aggregated alternatives. Moreover, the chance that y_0 is chosen

¹²Remember that this λ is an aggregation function for the choice set $D \cup \{a_0\}$. For another choice set $E \cup \{a_0\}$, one can construct a desirable aggregation function in the same way.

¹³Note that D consists of underlying alternatives that non-aggregated alternatives represent. Remember that for each non-aggregate alternative $a \in \mathcal{A}_N$, $X(a)$ is singleton. We identify a and x , where $X(a) = \{x\}$. Thus we can view D as a subset of \tilde{X} as well as a subset of \mathcal{A} , and hence, $\hat{\rho}(D, \cdot)$ is well defined.

is equal to $\hat{\rho}(D \cup a_0, y_0)$ as desired:

$$\begin{aligned}
\sum_{S \subseteq X(a_0)} \lambda_0(S) \rho(D \cup S, y_0) &= \lambda_0(\underline{x}) \rho(D \cup \{\underline{x}\}, y_0) + \lambda_0(X^*) \rho(D \cup X^*, y_0) \\
&= \lambda_0(\underline{x}) \rho(D \cup \{\underline{x}\}, y_0) \quad (\because x(y_0) \succ y_0 \text{ for all } \succ \in \text{supp}(\mu)) \\
&= \lambda_0(\underline{x}) \rho(D, y_0) \quad (\because y_0 \succ \underline{x} \text{ for all } \succ \in \text{supp}(\mu)) \\
&= \lambda_0(\underline{x}) \hat{\rho}(D, y_0) \\
&= \hat{\rho}(D \cup a_0, y_0),
\end{aligned}$$

where the fourth equality holds because $\rho(D, y_0) = \hat{\rho}(D, y_0)$ because all elements in D are non-aggregated alternatives.

Given λ_0 , we will define λ_1 that satisfy (12) for y_0 and y_1 . First remember that since $\frac{\hat{\rho}(D \cup a_0, y_0)}{\hat{\rho}(D, y_0)}$ is maximal among $\frac{\hat{\rho}(D \cup a_0, y_i)}{\hat{\rho}(D, y_i)}$, we have

$$\lambda_0(\underline{x}) \equiv \frac{\hat{\rho}(D \cup a_0, y_0)}{\hat{\rho}(D, y_0)} \geq \frac{\hat{\rho}(D \cup a_0, y_i)}{\hat{\rho}(D, y_i)} = \frac{\hat{\rho}(D \cup a_0, y_i)}{\rho(D, y_i)} = \frac{\hat{\rho}(D \cup a_0, y_i)}{\rho(D \cup \{\underline{x}\}, y_i)},$$

where the second to the last equality holds because $\rho(D, y_i) = \hat{\rho}(D, y_i)$; and the last equality holds because \underline{x} is the worst alternative for any $\succ \in \text{supp}(\mu)$. Thus $\lambda_0(\underline{x}) \rho(D \cup \{\underline{x}\}, y_i) \geq \hat{\rho}(D \cup a_0, y_i)$. By using this inequality, we have

$$\begin{aligned}
\sum_{S \subseteq X(a_0)} \lambda_0(S) \rho(D \cup S, y_i) &= \lambda_0(\underline{x}) \rho(D \cup \{\underline{x}\}, y_i) + \lambda_0(X^*) \rho(D \cup X^*, y_i) = \lambda_0(\underline{x}) \rho(D \cup \{\underline{x}\}, y_i) \\
&\geq \hat{\rho}(D \cup a_0, y_i).
\end{aligned}$$

This inequality suggests that we should decrease the value of $\lambda_0(\underline{x})$ to have the desired equality for $i > 0$. Given the observation, we define λ_1 given λ_0 as follows. The idea is to move probability from $\lambda_0(\underline{x})$ to $\lambda_0(\underline{x}, x_0(y_1))$ so that the chance that y_1 is chosen decreases to $\hat{\rho}(D \cup a_0, y_1)$ as desired. More precisely, we define λ_1 as follows:

$$\lambda_1(\underline{x}) = \frac{\hat{\rho}(D \cup a_0, y_1)}{\hat{\rho}(D, y_1)}, \quad \lambda_1(\underline{x}, x_0(y_1)) = \lambda_0(\underline{x}) - \lambda_1(\underline{x}), \quad \lambda_1(X^*) = \lambda_0(X^*).$$

To see that λ_1 is a probability measure, notice that $\lambda_1(\underline{x}, x_0(y_1)) \geq 0$ because $\frac{\hat{\rho}(D \cup a_0, y_0)}{\hat{\rho}(D, y_0)} \geq \frac{\hat{\rho}(D \cup a_0, y_1)}{\hat{\rho}(D, y_1)}$. Moreover, we have the desired equalities for y_1 and y_0 as follows:

$$\sum_{S \subseteq X(a_0)} \lambda_1(S) \rho(D \cup S, y_1)$$

$$\begin{aligned}
&= \lambda_1(\underline{x})\rho(D \cup \{\underline{x}\}, y_1) + \lambda_1(\underline{x}, x_0(y_1))\rho(D \cup \{\underline{x}, x_0(y_1)\}, y_1) + \lambda_1(X^*)\rho(D \cup X^*, y_1) \\
&= \lambda_1(\underline{x})\rho(D \cup \{\underline{x}\}, y_1) \quad (\because x_0(y_1) \succ y_1 \text{ for all } \succ \in \text{supp}(\mu)) \\
&= \lambda_1(\underline{x})\rho(D, y_1) \quad (\because y_1 \succ \underline{x} \text{ for all } \succ \in \text{supp}(\mu)) \\
&= \lambda_1(\underline{x})\hat{\rho}(D, y_1) \\
&= \hat{\rho}(D \cup a_0, y_1)
\end{aligned}$$

and

$$\begin{aligned}
&\sum_{S \subseteq X(a_0)} \lambda_1(S)\rho(D \cup S, y_0) \\
&= \lambda_1(\underline{x})\rho(D \cup \{\underline{x}\}, y_0) + \lambda_1(\underline{x}, x_0(y_1))\rho(D \cup \{\underline{x}, x_0(y_1)\}, y_0) + \lambda_1(X^*)\rho(D \cup X^*, y_0) \\
&= (\lambda_1(\underline{x}) + \lambda_1(\underline{x}, x_0(y_1)))\rho(D \cup \{\underline{x}\}, y_0) + \lambda_1(X^*)\rho(D \cup X^*, y_0) \tag{13} \\
&= \lambda_0(\underline{x})\rho(D \cup \{\underline{x}\}, y_0) + \lambda_0(X^*)\rho(D \cup X^*, y_0) \\
&= \lambda_0(\underline{x})\rho(D \cup \{\underline{x}\}, y_0) \\
&= \hat{\rho}(D \cup a_0, y_0). \quad (\because \text{Definition of } \lambda_0),
\end{aligned}$$

where the second equality holds because for all $\succ \in \text{supp}(\mu)$, $x_0(y_1)$ is the immediate predecessor of y_1 so adding $x_0(y_1)$ changes the only the probability of choice frequency of y_0 , thus $\rho(D \cup \{\underline{x}\}, y_0) = \rho(D \cup \{\underline{x}, x_0(y_1)\}, y_0)$.

In general, at n th step, given λ_{n-1} that satisfy (12) for all $y \in \{y_1, \dots, y_{n-1}\}$, we will define λ_n that satisfy (12) for all $y \in \{y_1, \dots, y_{n-1}, y_n\}$. First define

$$c_n = \frac{\hat{\rho}(D \cup a_0, y_n)}{\hat{\rho}(D, y_n)\lambda_0(\underline{x})}.$$

Note $0 \leq c_n \leq 1$ because $\frac{\hat{\rho}(D \cup a_0, y_0)}{\hat{\rho}(D, y_0)}$ is maximal among $\frac{\hat{\rho}(D \cup a_0, y_i)}{\hat{\rho}(D, y_i)}$. Let $\lambda_n(X^*) = \lambda_0(X^*)$ and for each S in the support of λ_{n-1} except X^*

$$\lambda_n(S) = c_n\lambda_{n-1}(S), \quad \lambda_n(S \cup x_0(y_n)) = \lambda_{n-1}(S) - \lambda_n(S).$$

Note first that λ_n is a probability measure given that λ_{n-1} is a probability measure. Note also this modification of λ_n from λ_{n-1} does not change the chance that y_i is chosen for any $i \leq n-1$; this only changes the chance that y_n is chosen because adding $x_0(y_n)$ changes only the choice frequency of y_n as in (13). Moreover, we obtain the desired equalities for the

choice frequency of y_n as follows:

$$\begin{aligned}
& \sum_{S \subseteq X(a_0)} \lambda_n(S) \rho(D \cup S, y_n) \\
&= \lambda_{n-1}(X^*) \rho(D \cup X^*, y_n) + \\
& \quad \sum_{S \in \text{supp}(\lambda_{n-1}) \setminus \{X^*\}} c_n \lambda_{n-1}(S) \rho(D \cup S, y_n) + (1 - c_n) \lambda_{n-1}(S) \rho(D \cup S \cup x_0(y_n), y_n) \\
&= \sum_{S \in \text{supp}(\lambda_{n-1}) \setminus \{X^*\}} c_n \lambda_{n-1}(S) \rho(D \cup S, y_n) \quad (\because x_0(y_n) \succ y_n \text{ for all } \succ \in \text{supp}(\mu)) \\
&= \sum_{S \in \text{supp}(\lambda_{n-1}) \setminus \{X^*\}} c_n \lambda_{n-1}(S) \rho(D, y_n) \\
&= c_n \sum_{S \in \text{supp}(\lambda_{n-1}) \setminus \{X^*\}} \lambda_{n-1}(S) \hat{\rho}(D, y_n) \quad (\because \hat{\rho}(D, y_n) = \rho(D, y_n)) \\
&= c_n \lambda_0(\underline{x}) \hat{\rho}(D, y_n) \quad (\because \sum_{S \in \text{supp}(\lambda_{n-1}) \setminus \{X^*\}} \lambda_{n-1}(S) = 1 - \lambda_{n-1}(X^*) = 1 - \lambda_0(X^*) = \lambda_0(\{\underline{x}\})) \\
&= \hat{\rho}(D \cup a_0, y_n),
\end{aligned}$$

where the last equality holds by the definition of c_n ; the fourth to the last equality holds because y_n is the maximal element among D with respect to \succ if and only if y_n is the maximal element among $D \cup S$ with respect to \succ since $S \subseteq \{x_0(y_i) | i < n\} \cup \{\underline{x}\}$ and $x_0(y_i)$ is the immediate predecessor of y_i for all $\succ \in \text{supp}(\mu)$. \square

A.2 Proof of Theorem 3.5

Proof. The necessity is trivial. We show the sufficiency. For each $a \in \mathcal{A}_A$ and $y \in \tilde{X}$, choose an element of $X(a)$, denoted by $x_a(y)$. We also fix two alternatives $\bar{x}_a, \underline{x}_a \in X(a)$. Note that there exist such alternatives under the assumption that $|X(a)| \geq |\tilde{X}| + 2$ for all $a \in \mathcal{A}_A$.

By the assumption that $\tilde{\rho}$ is RUM on \tilde{X} , there exists a distribution $\tilde{\mu}$ over linear orders $\tilde{\succ}$ on \tilde{X} that rationalizes $\tilde{\rho}$ on \tilde{X} . Based on this distribution, we will construct RUM ρ on the entire set $\tilde{X} \cup X^*$ of the underlying alternatives as follows. For each ranking on \tilde{X} in the support of $\tilde{\mu}$, we construct ranking on $\tilde{X} \cup X^*$: we place $x_a(y)$ right above y , \bar{x}_a and \underline{x}_a at the bottom with \bar{x}_a s above \underline{x}_a s. The order among aggregated alternatives is arbitrarily fixed. For example, let $\{a_0, a_1\} = \mathcal{A}_A$ and fix an order by index. Also let $\tilde{X} = \{y_0, y_1\}$ and $y_0 \tilde{\succ} y_1$. Then, we define \succ on $\tilde{X} \cup X^*$ as follows:

$$x_0(y_0) \succ x_1(y_0) \succ y_0 \succ x_0(y_1) \succ x_1(y_1) \succ y_1 \succ \bar{x}_0 \succ \bar{x}_1 \succ \underline{x}_0 \succ \underline{x}_1.$$

Fix $D \subseteq \mathcal{A}_N$ and $E \subseteq \mathcal{A}_A$. In the following, we will construct $\lambda \in \prod_{b \in D \cup E} (2^{X(b)} \setminus \emptyset)$ to establish the following equality for all $b \in D \cup E$:

$$\sum_{(S_b)_{b \in D \cup E} \subseteq \prod_{b \in D \cup E} (2^{X(b)} \setminus \emptyset)} \lambda((S_b)_{b \in D \cup E}) \rho(\cup_{b \in D \cup E} S_b, S_b) = \hat{\rho}(D \cup E, b).$$

With using the same simplified notation and the reasoning in the proof of Theorem 3.1, the purpose of the proof is to show the existence of a probability distribution λ on $\prod_{b \in E} (2^{X(b)} \setminus \emptyset)$ that satisfies

$$\sum_{(S_b)_{b \in E} \in \prod_{b \in E} (2^{X(b)} \setminus \emptyset)} \lambda((S_b)_{b \in E}) \rho(D \cup (\cup_{b \in E} S_b), y) = \hat{\rho}(D \cup E, y) \text{ for all } y \in D, \quad (14)$$

and

$$\sum_{(S_b)_{b \in E} \in \prod_{b \in E} (2^{X(b)} \setminus \emptyset)} \lambda((S_b)_{b \in E}) \rho(D \cup (\cup_{b \in E} S_b), S_b) = \hat{\rho}(D \cup E, b) \text{ for all } b \in E. \quad (15)$$

The proof consists of two steps. At the first step, for each $a \in E$ we will construct a λ^a in the same way as the single outside option case (i.e., Theorem 3.1) except replace \underline{x} with \bar{x}_a and add \underline{x}_a to all the sets. Given λ^a , in the second step, by taking a convex combination of λ^a , we will obtain the desired λ that satisfy (14) and (15) for the given D and E .

Step 1: We first label elements of D by y_i so that $\frac{\hat{\rho}(D \cup E, y_0)}{\hat{\rho}(D, y_0)}$ is maximal among $\frac{\hat{\rho}(D \cup E, y_i)}{\hat{\rho}(D, y_i)}$. We will construct a probability distribution λ^a on $\prod_{b \in E} (2^{X(b)} \setminus \emptyset)$ recursively. Initially, we define λ_0^a by

$$\lambda_0^a(\bar{x}_a, (\underline{x})_{E \setminus a}) = \frac{\hat{\rho}(D \cup E, y_0)}{\hat{\rho}(D, y_0)}, \quad \lambda_0^a((X(b))_{b \in E}) = 1 - \lambda_0^a(\bar{x}_a, (\underline{x})_{E \setminus a}) \quad (16)$$

and all other lambdas are zero. By the monotonicity with respect to the aggregated alternatives, we have $\lambda_0^a(\bar{x}_a, (\underline{x})_{E \setminus a}) \leq 1$, thus λ_0^a is a probability measure. Moreover, the probability that y_0 is chosen equals to $\hat{\rho}(D \cup E, y_0)$ as desired:

$$\begin{aligned} & \sum_{(S_b)_{b \in E} \in \prod_{b \in E} (2^{X(b)} \setminus \emptyset)} \lambda_0^a((S_b)_{b \in E}) \rho(D \cup (\cup_{b \in E} S_b), y_0) \\ &= \lambda_0^a(\bar{x}_a, (\underline{x})_{E \setminus a}) \rho(D \cup \{\bar{x}_a, (\underline{x})_{E \setminus a}\}, y_0) + \lambda_0^a((X(b))_{b \in E}) \rho(D \cup (\cup_{b \in E} X(b)), y_0) \\ &= \lambda_0^a(\bar{x}_a, (\underline{x})_{E \setminus a}) \rho(D \cup \{\bar{x}_a, (\underline{x})_{E \setminus a}\}, y_0) \quad (\because x_a(y_0) \succ y_0 \text{ for all } \succ \in \text{supp}(\mu)) \\ &= \lambda_0^a(\bar{x}_a, (\underline{x}_a)_{E \setminus a}) \hat{\rho}(D, y_0) \quad (\because y_0 \succ \bar{x}_a, \underline{x}_b \text{ for all } b \in E \setminus a \text{ and } \succ \in \text{supp}(\mu)) \\ &= \hat{\rho}(D \cup E, y_0). \end{aligned}$$

Next we define λ_1^a based on λ_0^a to satisfy the equality for $\hat{\rho}(D \cup E, y_1)$. In general at the n th step to obtain the desired equality for $\hat{\rho}(D \cup E, y_n)$, let

$$c_n = \frac{\hat{\rho}(D \cup E, y_n)}{\hat{\rho}(D, y_n) \lambda_0^a(\bar{x}_a, (\underline{x})_{E \setminus a})}.$$

Note $0 \leq c_n \leq 1$ by our choice of y_0 . We define λ_n^a by $\lambda_n^a((X(b))_{b \in E}) = \lambda_0^a((X(b))_{b \in E})$ and for all $(S_b)_{b \in E} \in \text{supp}(\lambda_{n-1}^a) \setminus (X(b))_{b \in E}$

$$\lambda_n^a((S_b)_{b \in E}) = c_n \lambda_{n-1}^a((S_b)_{b \in E}), \quad \lambda_n^a(S_a \cup x_a(y_n), (S_b)_{b \in E \setminus a}) = (1 - c_n) \lambda_{n-1}^a((S_b)_{b \in E}).$$

Note first that λ_n^a is a probability measure given that λ_{n-1}^a is a probability measure. Note also this modification of λ_n^a from λ_{n-1}^a does not change the chance that y_i is chosen for any $i \leq n-1$; this only changes the chance that y_n is chosen because adding $x_a(y_n)$ changes only the choice frequency of y_n . Moreover, we obtain the desired equalities for the choice frequency of y_n as follows:

$$\begin{aligned} & \sum_{(S_b)_{b \in E} \in \prod_{b \in E} (2^{X(b)} \setminus \emptyset)} \lambda_n^a((S_b)_{b \in E}) \rho(D \cup (\cup_{b \in E} S_b), y_n) \\ &= \lambda_0^a((X(b))_{b \in E}) \rho(D \cup (\cup_{b \in E} X(b)), y_n) \\ &+ \sum_{(S_b)_{b \in E} \in \text{supp}(\lambda_{n-1}^a) \setminus (X(b))_{b \in E}} \left[c_n \lambda_{n-1}^a((S_b)_{b \in E}) \rho(D \cup (\cup_{b \in E} S_b), y_n) \right. \\ &\quad \left. + (1 - c_n) \lambda_{n-1}^a((S_b)_{b \in E}) \rho(D \cup (\cup_{b \in E} S_b) \cup x_a(y_n), y_n) \right] \\ &= \sum_{(S_b)_{b \in E} \in \text{supp}(\lambda_{n-1}^a) \setminus (X(b))_{b \in E}} c_n \lambda_{n-1}^a((S_b)_{b \in E}) \rho(D \cup (\cup_{b \in E} S_b), y_n) \quad (\because x_a(y_n) \succ y_n \text{ for all } \succ \in \text{supp}(\mu)) \\ &= \sum_{(S_b)_{b \in E} \in \text{supp}(\lambda_{n-1}^a) \setminus (X(b))_{b \in E}} c_n \lambda_{n-1}^a((S_b)_{b \in E}) \hat{\rho}(D, y_n) \\ &= c_n \lambda_0^a(\bar{x}_a, (\underline{x})_{E \setminus a}) \hat{\rho}(D, y_n) \\ &= \hat{\rho}(D \cup E, y_n), \end{aligned}$$

where the second to the last equality holds because $\sum_{(S_b)_{b \in E} \in \text{supp}(\lambda_{n-1}^a) \setminus (X(b))_{b \in E}} \lambda_{n-1}^a((S_b)_{b \in E}) = 1 - \lambda_{n-1}^a((X(b))_{b \in E}) = 1 - \lambda_0^a((X(b))_{b \in E}) = \lambda_0^a(\bar{x}_a, (\underline{x})_{E \setminus a})$ and the third to the last equality holds because y_n is a maximal element among D with respect to \succ if and only if y_n is a maximal element among $D \cup (\cup_{b \in E} S_b)$ with respect to \succ since $S_b \subseteq \{x_b(y_i) | i < n\} \cup \{\underline{x}_b, \bar{x}_b | b \in \mathcal{A}_A\}$ and $x_b(y_i)$ is the immediate predecessor of y_i for all $\succ \in \text{supp}(\mu)$. It follows that λ^a satisfies

(14) as desired: for all $y \in D$

$$\sum_{(S_b)_{b \in E} \in \prod_{b \in E} (2^{X(b)} \setminus \emptyset)} \lambda^a((S_b)_{b \in E}) \rho(D \cup (\cup_{b \in E} S_b), y) = \hat{\rho}(D \cup E, y). \quad (17)$$

Step 2: In the following, given $(\lambda^a)_{a \in \mathcal{A}_A}$, we will construct λ that satisfies (15) as well as (14). First observe that for all $a \in \mathcal{A}_A$,

$$\sum_{(S_b)_{b \in E} \in \prod_{b \in E} (2^{X(b)} \setminus \emptyset)} \lambda^a((S_b)_{b \in E}) \rho(D \cup (\cup_{b \in E} S_b), S_b) = \begin{cases} 1 - \sum_{y \in D} \hat{\rho}(D \cup E, y) & \text{if } b = a, \\ 0 & \text{if } b \neq a. \end{cases} \quad (18)$$

We denote the left hand side of the above equation as $\hat{\rho}^a(D \cup E, b)$.

Define

$$\lambda = \sum_{a \in E} \lambda^a \left(\frac{\hat{\rho}(D \cup E, a)}{1 - \sum_{y \in D} \hat{\rho}(D \cup E, y)} \right).$$

Since $\sum_{a \in E} \hat{\rho}(D \cup E, a) = 1 - \sum_{y \in D} \hat{\rho}(D \cup E, y)$ and each λ^a is a probability distribution on $\prod_{a \in E} 2^{X(a)} \setminus \emptyset$, so is λ . Moreover, we have the desired equalities for choice frequency of each aggregated alternative $b \in E$ as follows:

$$\begin{aligned} & \sum_{(S_b)_{b \in E} \in \prod_{b \in E} (2^{X(b)} \setminus \emptyset)} \lambda((S_b)_{b \in E}) \rho(D \cup (\cup_{b \in E} S_b), S_b) \\ &= \sum_{(S_b)_{b \in E} \in \prod_{b \in E} (2^{X(b)} \setminus \emptyset)} \left(\sum_{a \in E} \lambda^a((S_b)_{b \in E}) \frac{\hat{\rho}(D \cup E, a)}{1 - \sum_{y \in D} \hat{\rho}(D \cup E, y)} \right) \rho(D \cup (\cup_{b \in E} S_b), S_b) \\ &= \sum_{a \in E} \left(\frac{\hat{\rho}(D \cup E, a)}{1 - \sum_{y \in D} \hat{\rho}(D \cup E, y)} \right) \sum_{(S_b)_{b \in E} \in \prod_{b \in E} (2^{X(b)} \setminus \emptyset)} \lambda^a((S_b)_{b \in E}) \rho(D \cup (\cup_{b \in E} S_b), S_b) \\ &= \sum_{a \in E} \left(\frac{\hat{\rho}(D \cup E, a)}{1 - \sum_{y \in D} \hat{\rho}(D \cup E, y)} \right) \hat{\rho}^a(D \cup E, b) \quad (\because \text{Definition of } \hat{\rho}^a(D \cup E, b)) \\ &= \left(\frac{\hat{\rho}(D \cup E, b)}{1 - \sum_{y \in D} \hat{\rho}(D \cup E, y)} \right) \hat{\rho}^b(D \cup E, b) + \left(\sum_{a \in E \setminus b} \frac{\hat{\rho}(D \cup E, a)}{1 - \sum_{y \in D} \hat{\rho}(D \cup E, y)} \right) \hat{\rho}^a(D \cup E, b) \\ &= \hat{\rho}(D \cup E, b). \quad (\because (18)) \end{aligned}$$

Thus, λ satisfies (15). Finally, to show that λ satisfies (14), choose $z \in D$. Then, we have

$$\sum_{(S_b)_{b \in E} \in \prod_{b \in E} (2^{X(b)} \setminus \emptyset)} \lambda((S_b)_{b \in E}) \rho(D \cup (\cup_{b \in E} S_b), z)$$

$$\begin{aligned}
&= \sum_{(S_b)_{b \in E} \in \prod_{b \in E} (2^{X(b)} \setminus \emptyset)} \left(\sum_{a \in E} \lambda^a((S_b)_{b \in E}) \frac{\hat{\rho}(D \cup E, a)}{1 - \sum_{y \in D} \hat{\rho}(D \cup E, y)} \right) \rho(D \cup (\cup_{b \in E} S_b), z) \\
&= \sum_{a \in E} \left(\frac{\hat{\rho}(D \cup E, a)}{1 - \sum_{y \in D} \hat{\rho}(D \cup E, y)} \right) \sum_{(S_b)_{b \in E} \in \prod_{b \in E} (2^{X(b)} \setminus \emptyset)} \lambda^a((S_b)_{b \in E}) \rho(D \cup (\cup_{b \in E} S_b), z) \\
&= \sum_{a \in E} \left(\frac{\hat{\rho}(D \cup E, a)}{1 - \sum_{y \in D} \hat{\rho}(D \cup E, y)} \right) \hat{\rho}(D \cup E, z) \quad (\because (17)) \\
&= \hat{\rho}(D \cup E, z),
\end{aligned}$$

where the last equality holds because $\sum_{a \in E} \hat{\rho}(D \cup E, a) = 1 - \sum_{y \in D} \hat{\rho}(D \cup E, y)$. □

B Characterization without domain assumption

In the main results of the paper, we assume either that choice frequencies for all menus are available to the analyst or the weaker assumption that when a choice set containing the outside option $D \cup \{x_0\}$ is available, D is also available. In this section we discuss RU rationality without these assumptions. We will focus on the case where every observable choice set contains the outside option a_0 . The assumption that a_0 is always available is based on the common assumption that the outside option or status quo is always available.

Definition B.1. *An outside option domain is a set $\mathcal{D} \subseteq 2^{\mathcal{A}}$ such that $a_0 \in D$ for all $D \in \mathcal{D}$.*

The following lemma follows from Theorem 3.1

Lemma B.2. *Suppose that $|X(a_0)| \geq |\tilde{X}| + 1$. Then an outside option domain stochastic choice function is RU rational if and only if there exists $\hat{\mu}_N \in \Delta(\mathcal{L}(\mathcal{A}_N))$ such that $\hat{\mu}_N(\succ \in \mathcal{L}(\mathcal{A}_N) \mid a \succ b \text{ for all } b \in D \setminus \{a, a_0\}) \geq \hat{\rho}(D, a)$ for all $D \in \mathcal{D}$ and $a \in D \setminus a_0$.*

Proof. If $\hat{\rho}$ is an outside option domain stochastic choice function that is rationalized by (μ, λ) then letting $\hat{\mu}_N$ be the restriction of μ to \mathcal{A}_N yields the desired inequality.

On the other hand, suppose there exists $\hat{\mu}_N \in \Delta(\mathcal{L}(\mathcal{A}_N))$ such that $\hat{\mu}_N(\succ \in \mathcal{L}(\mathcal{A}_N) \mid a \succ b \text{ for all } b \in D \setminus \{a, a_0\}) \geq \hat{\rho}(D, a)$ for all $D \in \mathcal{D}$ and $a \in D \setminus a_0$. Then there exists a complete stochastic choice function $\hat{\rho}'$ that equals $\hat{\rho}$ on $\mathcal{D} \times \mathcal{A}$ and satisfies conditions (i-a), (i-b), and (ii) of Theorem 3.1. Since $\hat{\rho}'$ is RU rational by Theorem 3.1, $\hat{\rho}$ is also RU rational. □

To eliminate the existential quantifier, we will use the following consequence of Farkas lemma.

Lemma B.3. Let $M \in \mathbb{R}^{n \times m}$ and let $b \in \mathbb{R}^n$. Then exactly one of the two following statements holds:

1. There exists $\mu \in \mathbb{R}^m$ such that $M\mu \geq b$, $\mu \geq 0$, and $\mu \mathbf{1} = 1$.
2. There exists $\nu \in \mathbb{R}_+^m$ and $\beta \in \mathbb{R}$ such that $M^T \nu + \beta \mathbf{1} < 0$ and $\nu^T b + \beta \geq 0$.

Lemma B.4. Suppose that $|X(a_0)| \geq |\tilde{X}| + 1$. Then an outside option domain stochastic choice function is RU rational if and only if

$$\max_{\hat{\succ} \in \mathcal{L}(X)} \sum_{a \in D \setminus a_0, D \in \mathcal{D}} \nu(D, a) \rho^{\hat{\succ}}(D, a) \geq \sum_{a \in D \setminus a_0, D \in \mathcal{D}} \nu(D, a) \hat{\rho}(D, a)$$

for all nonnegative real functions ν on $\{(D, a) \in \mathcal{D} \times \mathcal{A}_n : a \in D\}$.

Proof. Let M be the matrix with columns indexed by $\hat{\succ} \in \mathcal{L}(\mathcal{A})$ with each column the vector of values of $\rho^{\hat{\succ}}(D, a)$ for each observable $D \cup \{a_0\}$ and $a \in D$. Let b be the vector of values of $\hat{\rho}(D \cup \{a_0\}, a)$ for each $a \in D$. By Lemma B.2, the RU rationality of $\hat{\rho}$ is equivalent to 1. of Lemma B.4. Thus by Lemma B.4, $\hat{\rho}$ is RU rational if and only if there does not exist $\nu \in \mathbb{R}_+^m$ and $\beta \in \mathbb{R}$ such that $M^T \nu + \beta \mathbf{1} < 0$ and $\nu^T b + \beta \geq 0$. Equivalently $\hat{\rho}$ is RU rational if and only if for all $\nu \in \mathbb{R}_+^m$ and $\beta \in \mathbb{R}$ and $\nu^T b + \beta \geq 0$, it holds that $M^T \nu + \beta \mathbf{1} \not< 0$.

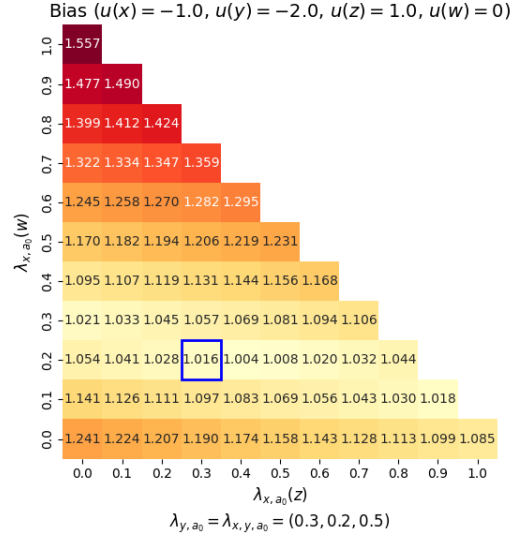
For each ν , suppose $M^T \nu + \beta \mathbf{1} \not< 0$ holds for $\beta = -\nu^T b$. Then for all β satisfying $\nu^T b + \beta \geq 0$ it holds that $M^T \nu + \beta \mathbf{1} \not< 0$. Thus we may replace the for all β condition above with $\beta = -\nu^T b$. Finally, we obtain the characterization $\hat{\rho}$ is RU rational if and only if for all $\nu \in \mathbb{R}_+^m$ it holds that $M^T \nu \not< \nu^T b \mathbf{1}$. This is exactly the same as the inequality

$$\max_{\hat{\succ} \in \mathcal{L}(X)} \sum_{a \in D \setminus a_0, D \in \mathcal{D}} \nu(D, x) \rho^{\hat{\succ}}(D, a) \geq \sum_{a \in D \setminus a_0, D \in \mathcal{D}} \nu(D, a) \hat{\rho}(D, a)$$

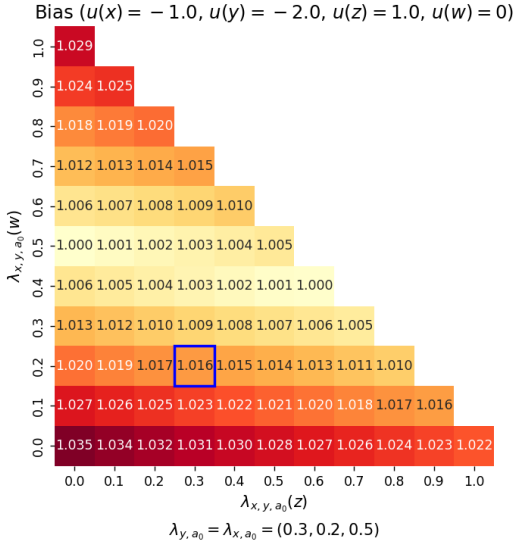
and thus the result is shown. □

C Additional Figures

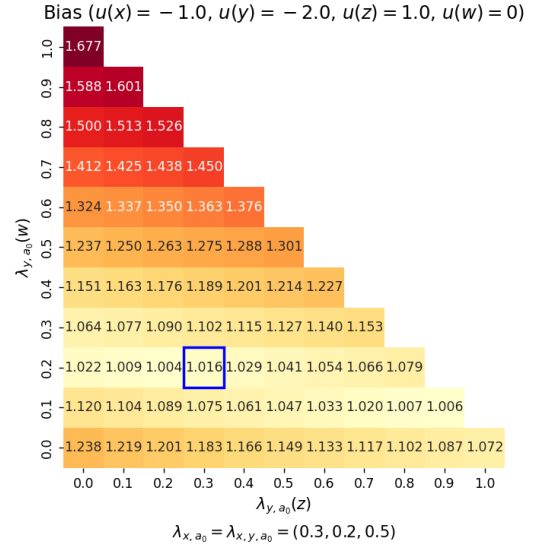
C.1 Additional Figures for Bias across λ



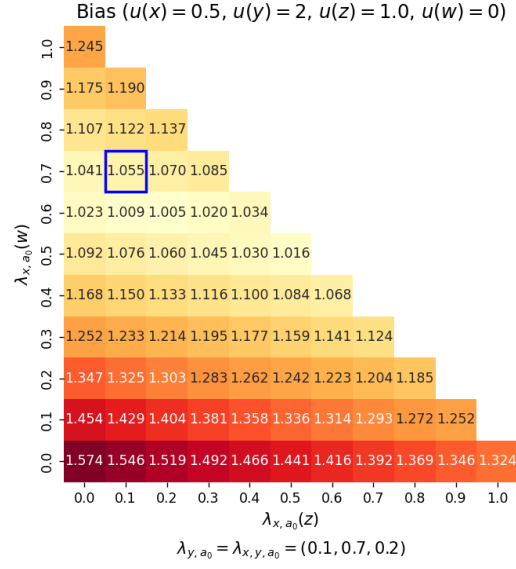
Heatmap of Biases across $\lambda_{\{x,a_0\}}$.



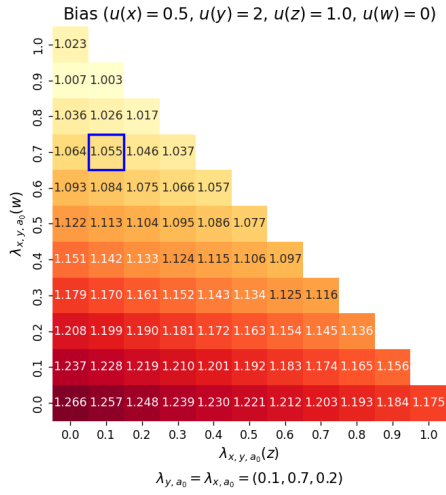
Heatmap of Biases across $\lambda_{\{x,y,a_0\}}$.



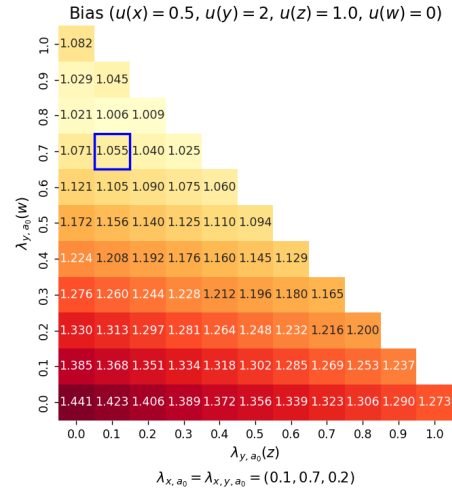
Heatmap of Biases across $\lambda_{\{y,a_0\}}$.



Heatmap of Biases across $\lambda_{\{x,a_0\}}$.



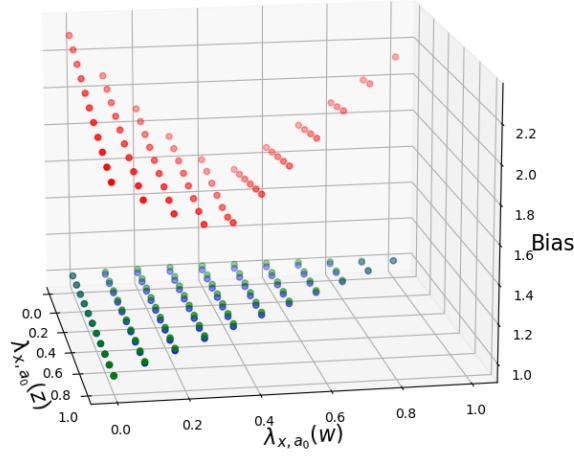
Heatmap of Biases across $\lambda_{\{x,y,a_0\}}$.



Heatmap of Biases across $\lambda_{\{y,a_0\}}$.

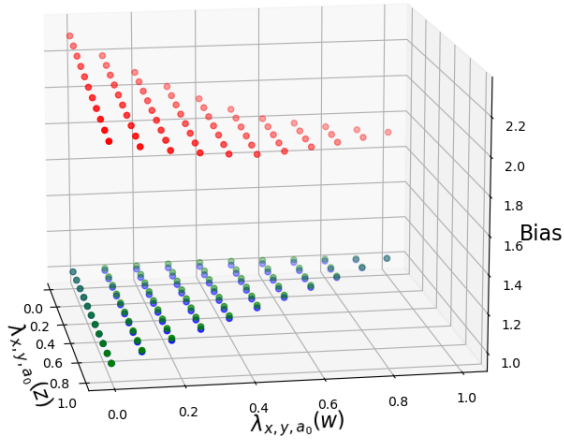
C.2 Additional Figures for Max, Min, and Independent Biases across λ

Max, Min, Ind. Biases
 $(u(x) = -1, u(y) = -2, u(z) = 1, u(w) = 0)$



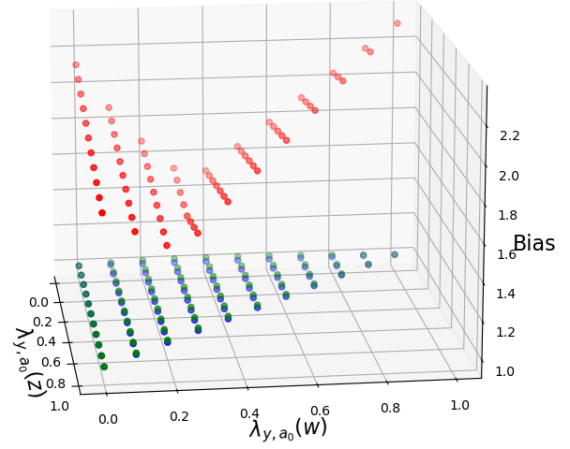
Maximum, Minimum, and Independent Biases
 across $\lambda_{\{x,a_0\}}$.

Max, Min, Ind. Biases
 $(u(x) = -1, u(y) = -2, u(z) = 1, u(w) = 0)$



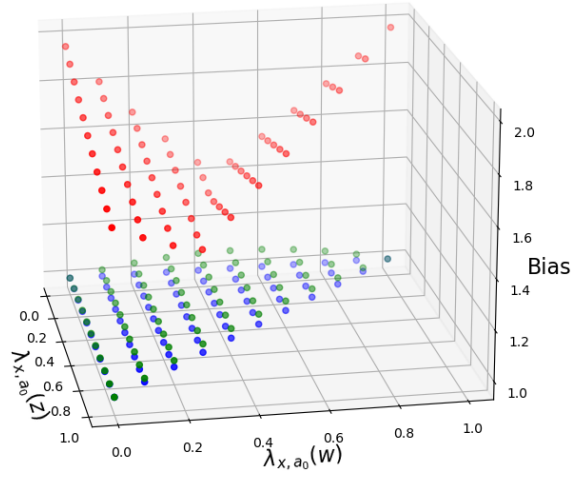
Maximum, Minimum, and Independent Biases
 across $\lambda_{\{x,y,a_0\}}$.

Max, Min, Ind. Biases
 $(u(x) = -1, u(y) = -2, u(z) = 1, u(w) = 0)$



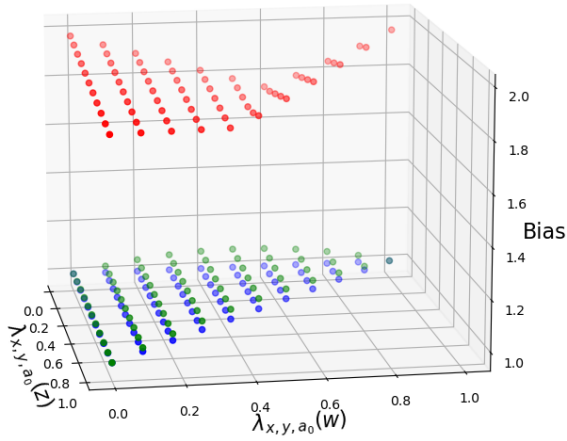
Maximum, Minimum, and Independent Biases
 across $\lambda_{\{y,a_0\}}$.

Max, Min, Ind. Biases
 $(u(x) = 0.5, u(y) = 2, u(z) = 1, u(w) = 0)$



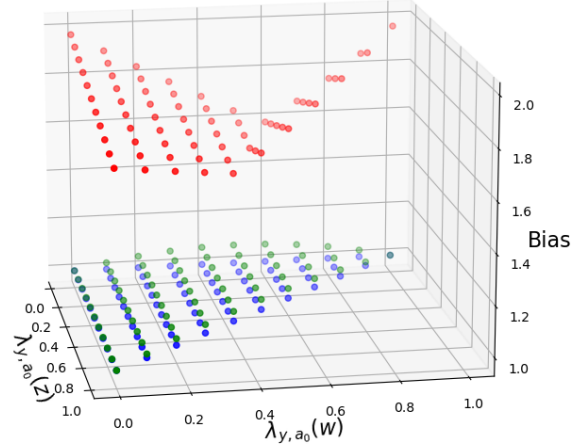
Maximum, Minimum, and Independent Biases
 across $\lambda_{\{x,a_0\}}$.

Max, Min, Ind. Biases
 $(u(x) = 0.5, u(y) = 2, u(z) = 1, u(w) = 0)$



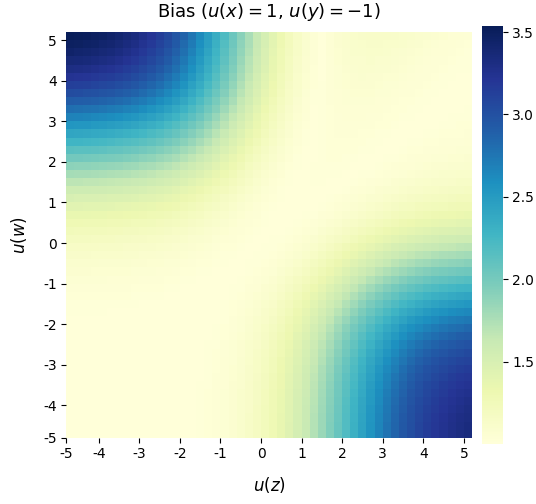
Maximum, Minimum, and Independent Biases
 across $\lambda_{\{x,y,a_0\}}$.

Max, Min, Ind. Biases
 $(u(x) = 0.5, u(y) = 2, u(z) = 1, u(w) = 0)$



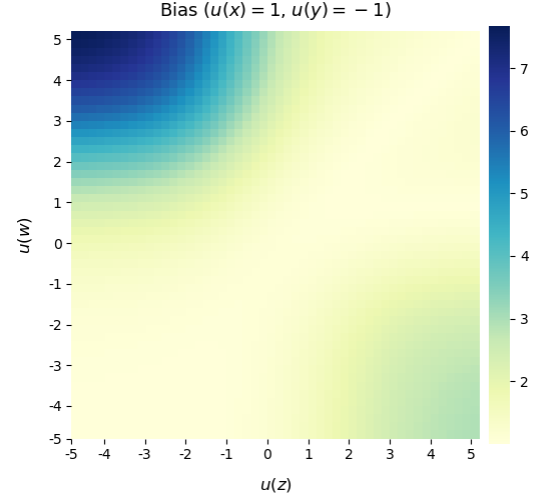
Maximum, Minimum, and Independent Biases
 across $\lambda_{\{y,a_0\}}$.

C.3 Additional Figures for Bias across Utilities



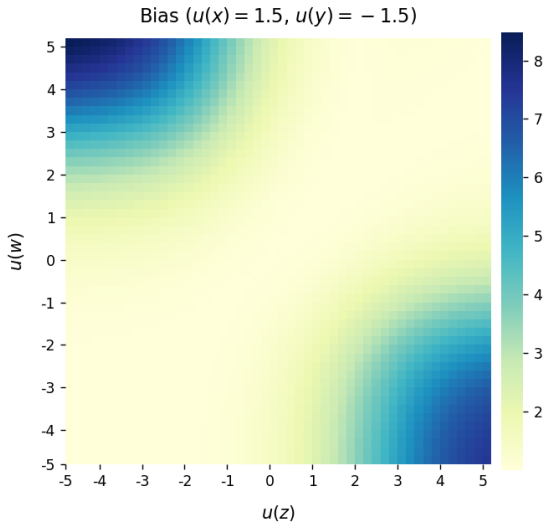
$\lambda_{x,y,a_0} = (0.1, 0.4, 0.5)$ $\lambda_{x,a_0} = (0.3, 0.3, 0.4)$ $\lambda_{y,a_0} = (0.2, 0.3, 0.5)$

Heatmap of Biases as $u(z)$ and $u(w)$ vary, with $u(x) = 1, u(y) = -1$



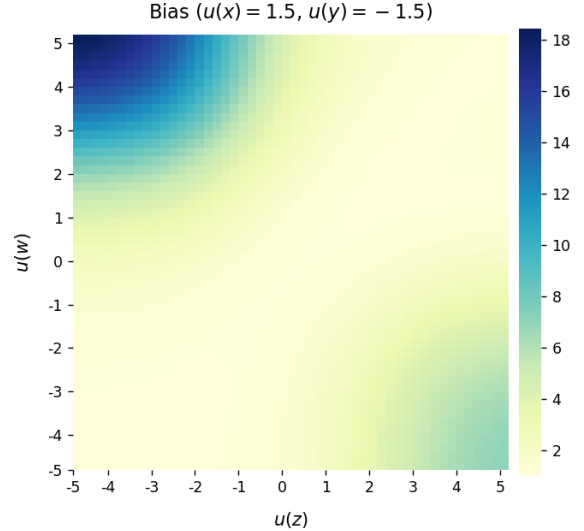
$\lambda_{x,y,a_0} = (0.2, 0.2, 0.6)$ $\lambda_{x,a_0} = (0.3, 0.5, 0.2)$ $\lambda_{y,a_0} = (0.5, 0.3, 0.2)$

Heatmap of Biases as with same fixed $u(x) = 1, u(y) = -1$ and different λ configuration



$\lambda_{x,y,a_0} = (0.1, 0.4, 0.5)$ $\lambda_{x,a_0} = (0.3, 0.3, 0.4)$ $\lambda_{y,a_0} = (0.2, 0.3, 0.5)$

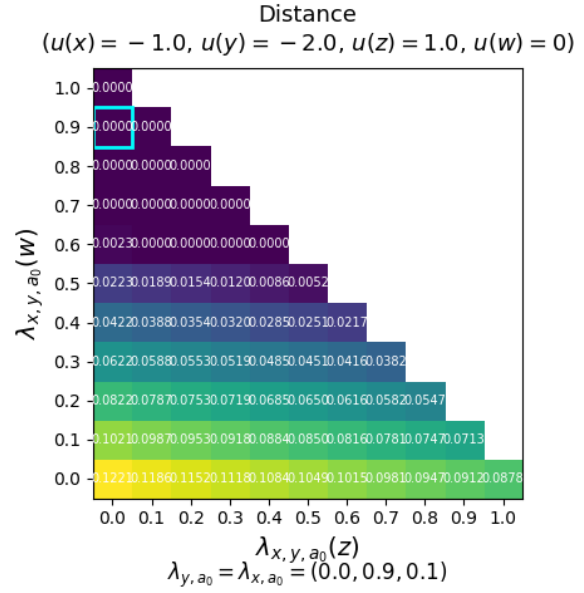
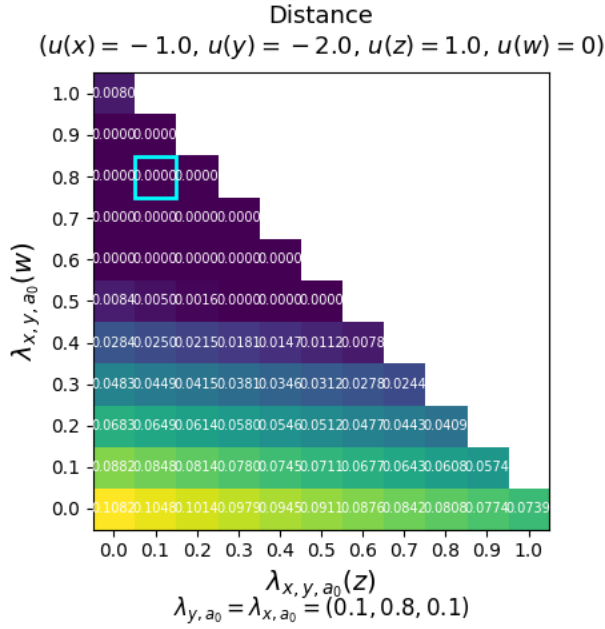
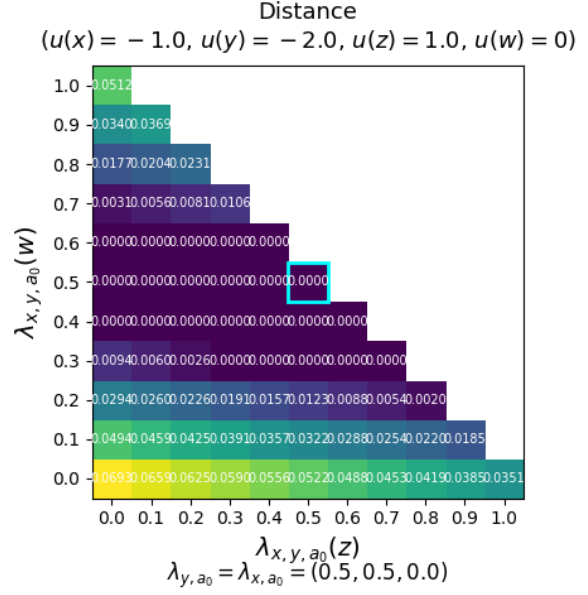
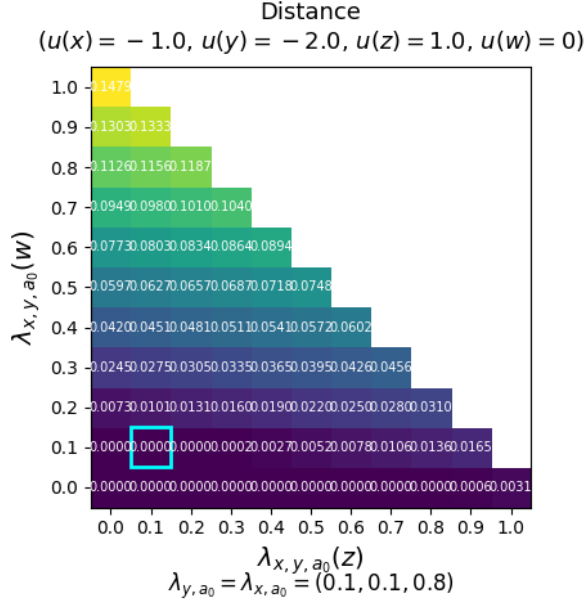
Heatmap of Biases as $u(z)$ and $u(w)$ vary, with $u(x) = 1.5, u(y) = -1.5$

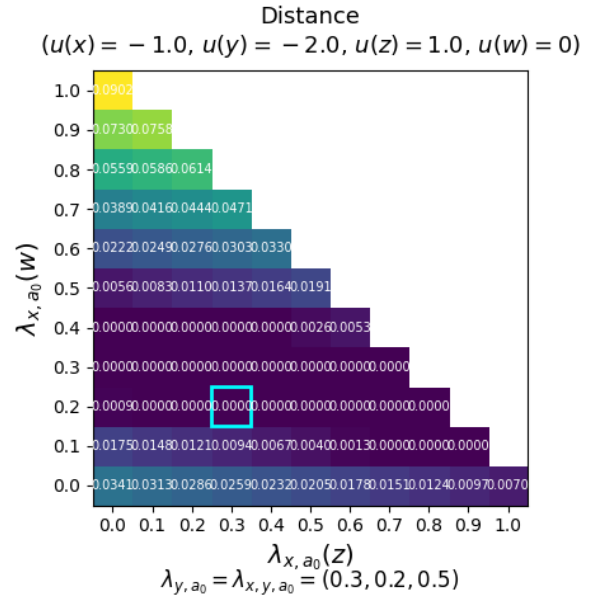
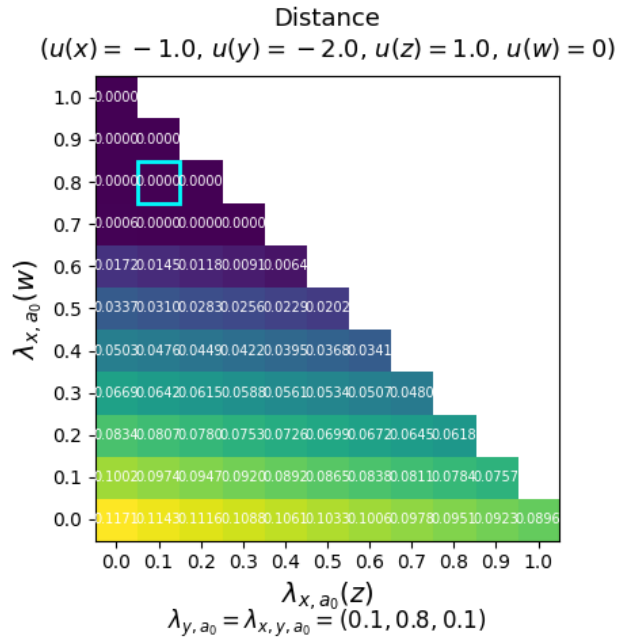
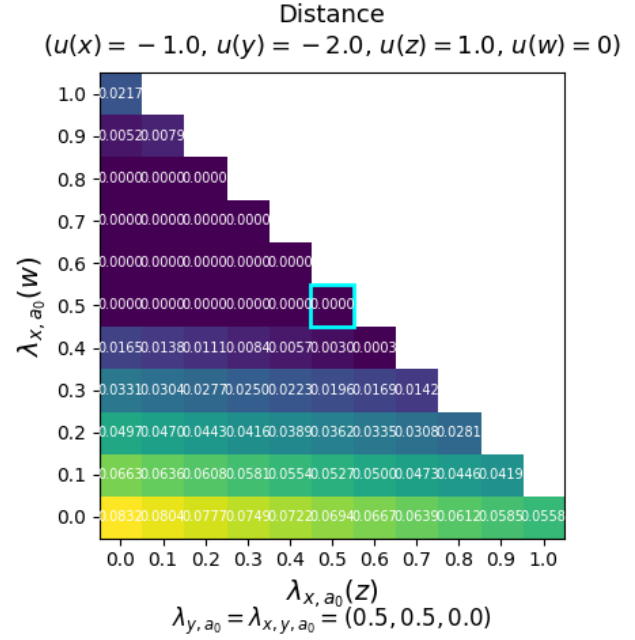
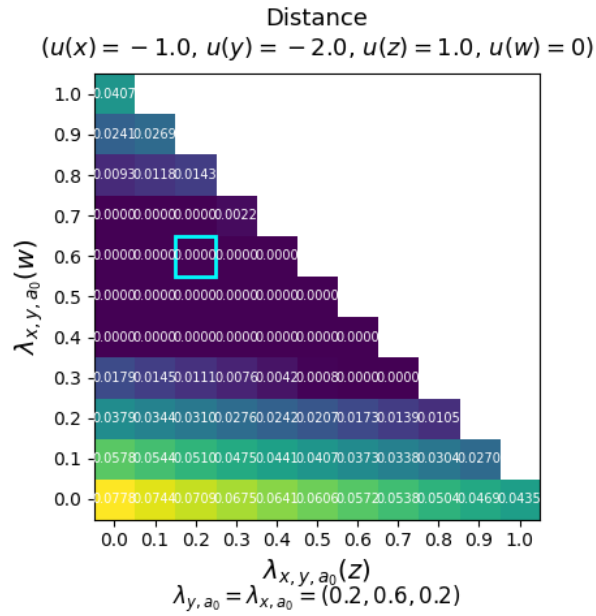


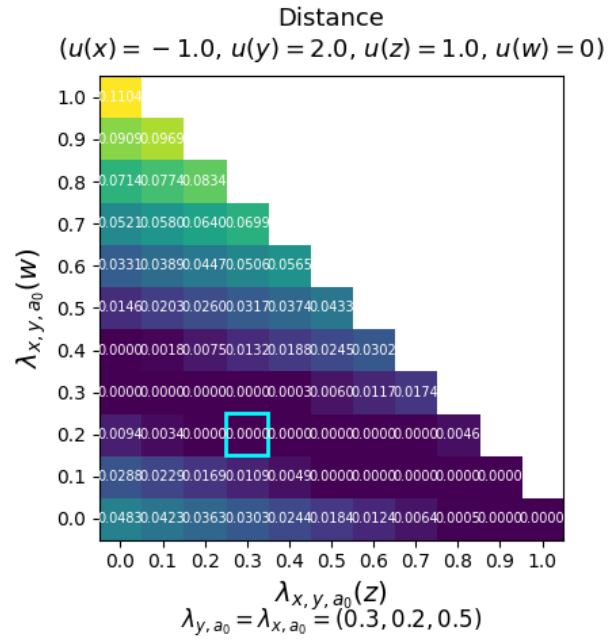
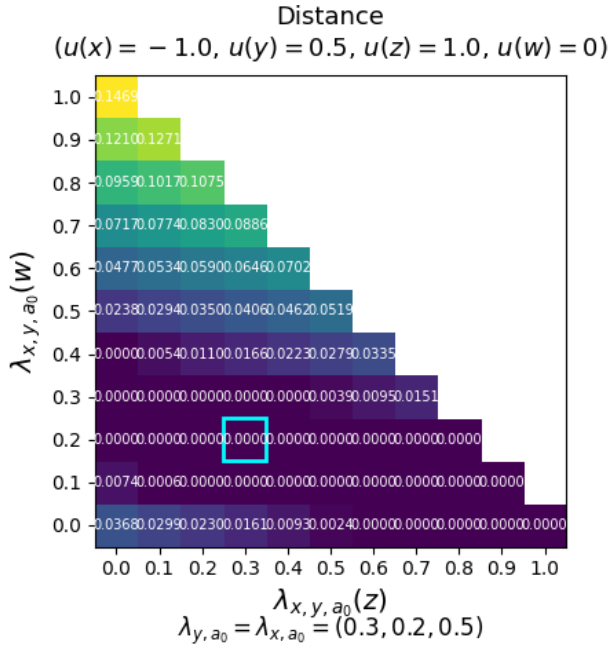
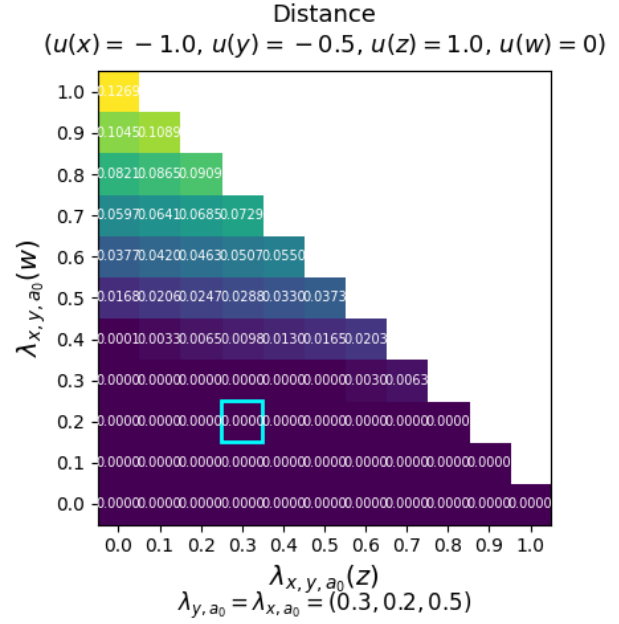
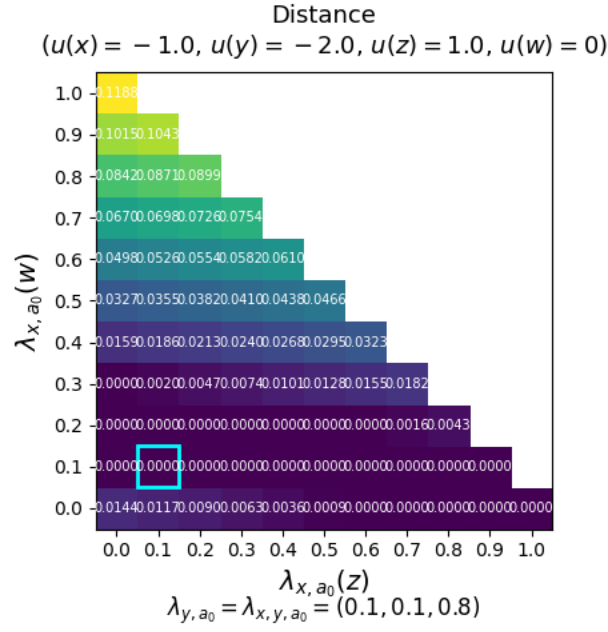
$\lambda_{x,y,a_0} = (0.2, 0.2, 0.6)$ $\lambda_{x,a_0} = (0.3, 0.5, 0.2)$ $\lambda_{y,a_0} = (0.5, 0.3, 0.2)$

Heatmap of Biases as $u(z)$ and $u(w)$ vary with same fixed $u(x) = 1.5, u(y) = -1.5$ and different λ configuration

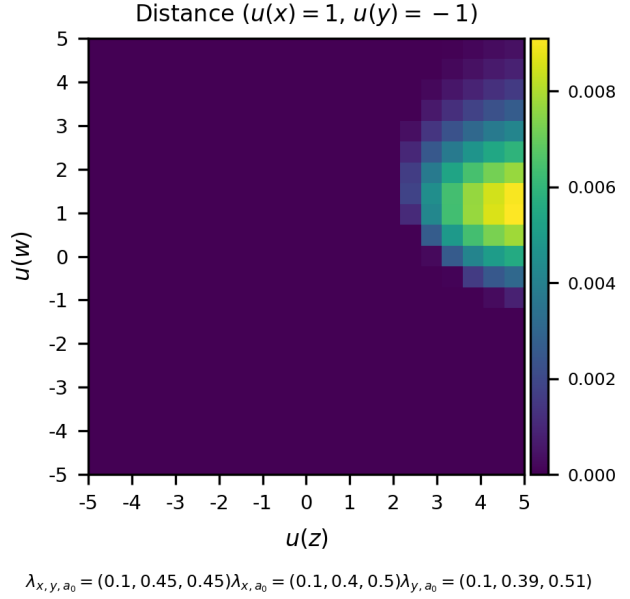
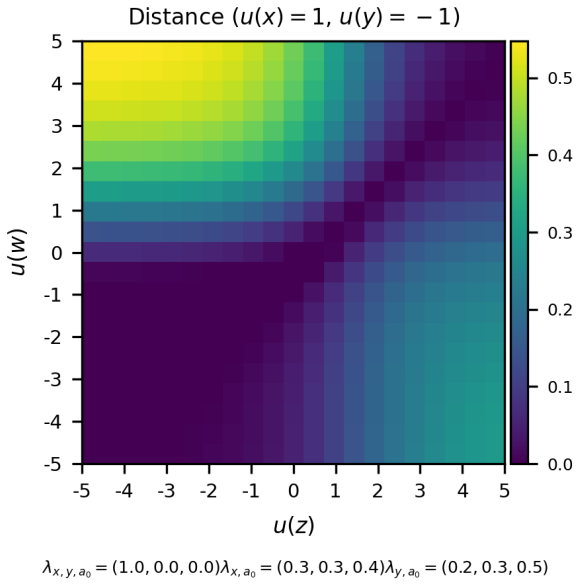
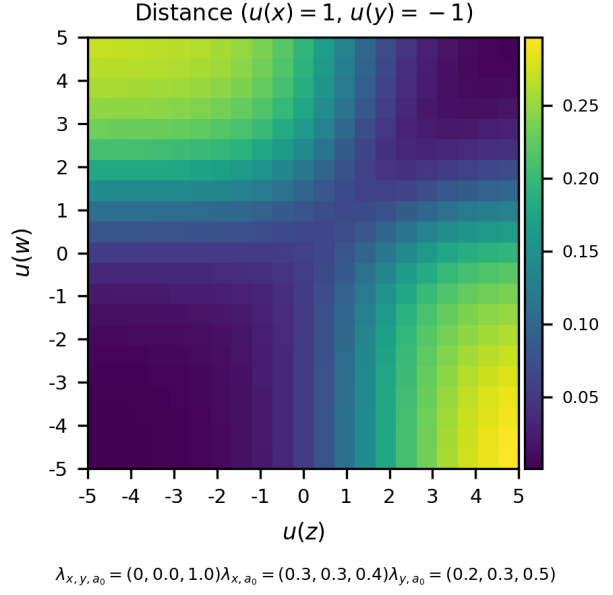
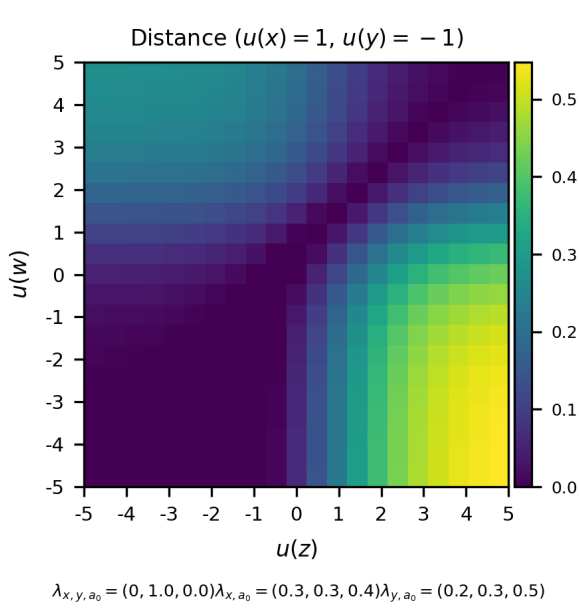
C.4 Additional Figures for Distance across λ

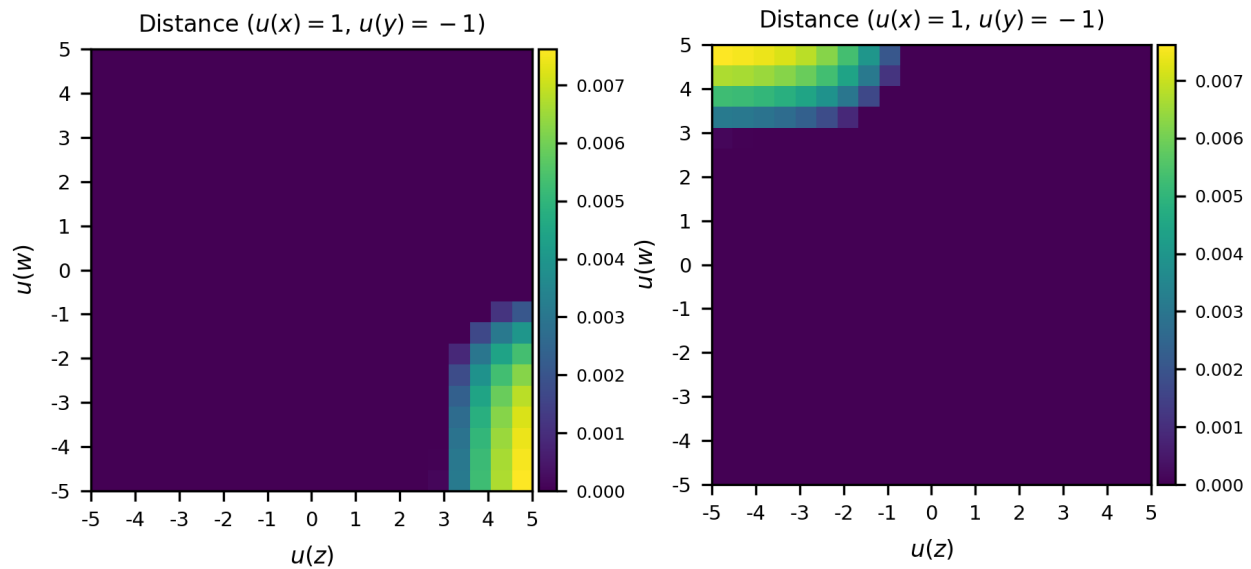






C.5 Additional Figures for Distance as λ Changes





$\lambda_{x,y,a_0} = (0.1, 0.39, 0.51)\lambda_{x,a_0} = (0.1, 0.4, 0.5)\lambda_{y,a_0} = (0.1, 0.41, 0.49)$

$\lambda_{x,y,a_0} = (0.39, 0.1, 0.51)\lambda_{x,a_0} = (0.4, 0.1, 0.5)\lambda_{y,a_0} = (0.41, 0.1, 0.49)$

D Details of Simulations

D.1 Simulation 1

In Simulation 1, we are changing λ finding biases

- We assume that true data ρ s are generated by logit models with $u(z) = 0, u(w) = 1$, and 3 versions of $(u(x), u(y))$: $(-1, -2)$, $(1, -1)$, and $(2, 1)$.
- We choose one of $\lambda_{x,y,a_0}, \lambda_{x,a_0}, \lambda_{y,a_0}$. Lets say λ_{x,y,a_0} . We fix the value of $\lambda_{x,y,a_0}(\{w\})$ and $\lambda_{x,y,a_0}(\{z\})$, which determines the value of $\lambda_{x,y,a_0}(z, w)$. Then we find the value of biases for the three different case:
 - (1) independent case (i.e., $\lambda_{x,y,a_0} = \lambda_{x,a_0} = \lambda_{y,a_0}$)
 - (2) minimal bias by changing all possible values of λ_{x,a_0} and λ_{y,a_0} ;
 - (3) maximial bias by changing all possible values of λ_{x,a_0} and λ_{y,a_0}

We also created heatmaps in the following way: we construct a heatmap representation to visualize the sensitivity of inference bias to deviations from context-independence. Specifically, for each heatmap, we choose one of the attention weights— λ_{x,a_0} , λ_{y,a_0} , or λ_{x,y,a_0} —to be varied over a discrete grid of values satisfying $\lambda(\{z\}) + \lambda(\{w\}) + \lambda(z, w) = 1$, while holding the other two fixed at the following values:

$$\lambda(\{z\}) = 0.3, \quad \lambda(\{w\}) = 0.2, \quad \lambda(z, w) = 0.5.$$

Each grid point in the heatmap represents a specific assignment of $\lambda(\{z\})$ and $\lambda(\{w\})$, with $\lambda(z, w)$. The bias is computed at each grid point. The cell corresponding to the independent case—where all three attention weights are equal—is highlighted in blue. This allows us to visually benchmark the inference bias under independence against alternative dependent cases.

D.2 Simulation 2

In Simulation 2, we will change λ to find distances.

- We assume that true data ρ s are generated by logit models with $u(z) = 0, u(w) = 1$, and 3 versions of $(u(x), u(y))$: $(-1, -2)$, $(1, -1)$, and $(2, 1)$.

- For each configuration and each test $\lambda = (\lambda(\{z\}), \lambda(\{w\})) \in [0, 1]^2$ with $\lambda(\{z\}) + \lambda(\{w\}) \leq 1$ we set $\lambda(z, w) = 1 - \lambda(\{z\}) - \lambda(\{w\})$. It is then applied to these frame-role assignments:
 - original: only $\lambda_{\{x, a_0\}}$ applies the test λ .
 - Swap 12: only $\lambda_{\{x, y, a_0\}}$ applies the test λ
 - Swap 23: only $\lambda_{\{y, a_0\}}$ applies the test λ .

All the other cases use baseline weights (0.1, 0.4, 0.5).

Let $V = \{v^1, \dots, v^{(6)}\} \subseteq \mathbb{R}^{12}$ denote the RUM vertices associated with strict orders on $\{x, y, z\}$. For each grid point, we compute the distance”

$$\delta(\hat{\rho}) = \min_{\gamma \in \Delta^5} \left\| \hat{\rho} - \sum_{i=1}^6 \gamma_i v^{(i)} \right\|_2$$

as the minimum Euclidean distance from $\hat{\rho}$ to the RUM polytope. We generate heatmaps over the test grid, with intensity representing $\delta(\hat{\rho})$ and highlight the baseline configuration in cyan.

D.3 Simulation 3

In Simulation 3, we will change the overlapping structure to see how RUM distance changes.

- We assume that true data ρ s are generated by logit models with $u(\{z\}) = -1$, $u(w) = 1$, and various values of $u(x)$ and $u(y)$ in the $[-5, 5]$ on a uniform grid.
- We fixed the value of λ s to be non-independent as this is not the focus of our analysis in the section.
- The mixture weights λ are used in three different choices: specifically, $\lambda^{(1)} = (0.2, 0.3, 0.5)$ corresponds to $\{x, y, x_0\}$, $\lambda^{(2)} = (0.4, 0.5, 0.1)$ corresponds to $\{x, x_0\}$, $\lambda^{(3)} = (0.7, 0.2, 0.1)$ corresponds to $\{y, a_0\}$. We tried different
- We then compute the Euclidean distance from $\hat{\rho}$ to the RUM polytope. We produce a heatmap with axes corresponding to $u(x)$ and $u(y)$ and color intensity representing the value of $\text{dist}(\hat{\rho}, \mathcal{R})$.

D.4 Simulation 4

In Simulation 4, we change the overlapping structure to evaluate biases, which can be done in the same way as Simulation 3.

We assume that the true data $\hat{\rho}$ are generated by logit models with $u(z) = 0, u(w) = 1$ and various values of $u(x)$ and $u(y)$ are on a uniform grid over $[-6, 6]$. We fix the values of weights λ for each choice set. $\lambda^{(1)} = (0.3, 0.2, 0.5)$ correspond to x, y, a_0 , $\lambda^{(2)} = (0.2, 0.3, 0.5)$, $\lambda^{(3)} = (0.4, 0.1, 0.5)$. We tried various different values of lambdas.

We compute the deviation between the true and estimated utility differences and get the exponential loss as a measure of estimation bias.

We produce a heatmap with axes corresponding to $u(x)$ and $u(y)$ and colour intensity represents the magnitude of the exponential bias term.

D.5 Joint Analysis

In the previous sections (in experiment 1 and 3), we see the change of biases with respect to the change of lambda and overlapping structure of preferences, independently. In this section, we analyze it jointly.

E Previous Simulation

To Yuexin: choose one parameter for code 1 and code 2. Paste one figure from code 1 and another from code 2.

E.0.1 Simulation controlling independence of λ

We consider a choice environment with three alternatives: two non-aggregated alternatives x and y , and one aggregated alternative a_0 . The goal of the simulation is to construct a 9-dimensional choice frequency vector $\hat{\rho} \in \mathbb{R}^9$ from a logit model with $\{z, w, zw\}$ dependent representation of a_0 , and then compute the Euclidean distance from $\hat{\rho}$ to the convex hull of deterministic choice vectors generated by all strict linear orderings over $\{x, y, a_0\}$. We fix the utility parameters as follows:

$$\begin{aligned}\theta_p &= -1, & \theta_q &= 1.0, \\ p_x &= 3.0, & q_x &= 3.0, \\ p_y &= 3.0, & q_y &= 1.0,\end{aligned}$$

and define utility levels by:

$$\begin{aligned} u_x &= \theta_p p_x + \theta_q q_x = 0, \\ u_y &= \theta_p p_y + \theta_q q_y = -2.0. \end{aligned}$$

We fix the utility of a_0 at $u_{a_0} = 1$. Let the set of representation regimes be $\mathcal{F} = \{z, w, zw\}$. In each representation regime, the effective utility of a_0 is treated differently:

- In representation regime z , a_0 is represented by $\exp(a)$;
- In representation regime w , a_0 is represented by 1;
- In representation regime zw , a_0 is represented by $\exp(a) + 1$.

Let $\lambda^1, \lambda^2, \lambda^3 \in \Delta^2$ denote the weights over \mathcal{F} applied to the menus $\{x, y, a_0\}, \{x, a_0\}, \{y, a_0\}$ respectively. We construct the choice¹⁴ data by defining the following 9-dimensional choice vector:

$$\begin{aligned} \hat{\rho} = & (\rho_{x,y,a_0}(x), \rho_{x,y,a_0}(y), \rho_{x,y,a_0}(a_0), \\ & \rho_{x,a_0}(x), \rho_{x,a_0}(a_0), \\ & \rho_{y,a_0}(y), \rho_{y,a_0}(a_0), \\ & \rho_{x,y}(x), \rho_{x,y}(y)). \end{aligned}$$

Each component is computed as a convex combination of logit choice probabilities across representation regimes. We define three weight vectors over \mathcal{R} :

- $\lambda^{(1)} = (\lambda_{r_1}^{(1)}, \lambda_{r_2}^{(1)}, \lambda_{r_3}^{(1)}) \in \Delta^2$ governs the representation of a_0 in the full menu $\{x, y, a_0\}$;
- $\lambda^{(2)} = (\lambda_{r_1}^{(2)}, \lambda_{r_2}^{(2)}, \lambda_{r_3}^{(2)}) \in \Delta^2$ applies to the menu $\{x, a_0\}$;
- $\lambda^{(3)} = (\lambda_{r_1}^{(3)}, \lambda_{r_2}^{(3)}, \lambda_{r_3}^{(3)}) \in \Delta^2$ applies to the menu $\{y, a_0\}$.

Each $\lambda^{(i)}$ is a probability distribution over \mathcal{R} , i.e., $\sum_{j=1}^3 \lambda_{r_j}^{(i)} = 1$ for $i = 1, 2, 3$.

For menu $\{x, y, a_0\}$:

$$\begin{aligned} \rho_{x,y,a_0}(x) &= \sum_{j=1}^3 \lambda_j^{(1)} \cdot \frac{\exp(u_x)}{\exp(u_x) + \exp(u_y) + \gamma_j}, \\ \rho_{x,y,a_0}(y) &= \sum_{j=1}^3 \lambda_j^{(1)} \cdot \frac{\exp(u_y)}{\exp(u_x) + \exp(u_y) + \gamma_j}, \end{aligned}$$

¹⁴footnote size

where

$$\gamma_j = \begin{cases} \exp(a), & j = 1, \\ 1, & j = 2, \\ \exp(a) + 1, & j = 3. \end{cases}$$

Similarly, the remaining components are computed:

$$\begin{aligned} \rho_{x,a_0}(x) &= \sum_{j=1}^3 \lambda_j^{(2)} \cdot \frac{\exp(u_x)}{\exp(u_x) + \gamma'_j}, \\ \rho_{x,a_0}(a_0) &= 1 - \rho_{x,a_0}(x), \\ \rho_{y,a_0}(y) &= \sum_{j=1}^3 \lambda_j^{(3)} \cdot \frac{\exp(u_y)}{\exp(u_y) + \gamma'_j}, \\ \rho_{y,a_0}(a_0) &= 1 - \rho_{y,a_0}(y), \\ \rho_{x,y}(x) &= \frac{\exp(u_x)}{\exp(u_x) + \exp(u_y)}, \\ \rho_{x,y}(y) &= 1 - \rho_{x,y}(x), \end{aligned}$$

with

$$\gamma'_j = \begin{cases} \exp(a), & j = 1, \\ 1, & j = 2, \\ \exp(a) + 1, & j = 3. \end{cases}$$

Let Ω denote the set of six strict linear orders over $\{x, y, a_0\}$. Each order $\sigma \in \Omega$ induces a deterministic choice vector $v_\sigma \in \mathbb{R}^9$ where for any menu S and alternative $i \in S$, $v_\sigma(S, i) = 1$ if i is the most preferred in S under σ , and 0 otherwise.