

A Smart-Contract to Resolve Multiple Equilibrium in Intermediated Trade

Daniel Aronoff* and Robert Townsend†

May 21, 2025

Abstract

We present a model of a market that is intermediated by broker-dealers where there is multiple equilibrium. We then design a smart-contract that receives messages and algorithmically sends trading instructions. The smart-contract resolves the multiple equilibrium by implementing broker-dealer joint profit maximization as a Nash equilibrium. This outcome relies upon several factors: Agent commitments to follow the smart contract protocol; selective privacy of information; a structured timing of trade offers and acceptances and, crucially, trust that the smart-contract will execute the correct algorithm. Commitment is achieved by a legal contract or contingent deposit that incentivizes agents to comply with the protocol. Privacy is maintained by using fully homomorphic encryption. Multiple equilibrium is resolved by imposing a sequential ordering of trade offers and acceptances, and trust in the smart-contract is achieved by appending the smart-contract to a public blockchain, thereby enabling verification of its computations. This model serves as an example of how a smart-contract implemented with cryptography and blockchain can improve market outcomes.

Keywords— smart contracts, multiple equilibrium, privacy, market design, coordination

*Research Affiliate, MIT Department of Economics

†Elizabeth & James Killian Professor of Economics, MIT Department of Economics

Contents

1	Introduction	1
1.1	Related literature	1
2	A Model of Intermediated Repo Trade	2
2.1	Repo chains	2
2.1.1	Agent preference functions	4
2.2	The inter-dealer repo rate	4
2.3	BD _{mm} 's problem	4
2.3.1	BD _{mm} carries excess inventories of M into the inter-dealer trade. $\text{gap}_{B,Q} > 0$	5
2.3.2	BD _{mm} carries no excess inventories of M into the Inter-dealer trade. $\text{gap}_{B,Q} = 0$. . .	5
2.3.3	Characterizing BD _{mm} 's decision problem	6
2.4	BD _{rm} 's problem	7
2.4.1	BD _{rm} carries no excess inventories of T into the inter-dealer trade. $\text{gap}_{S,Q} = 0$	7
2.4.2	Characterizing BD _{rm} 's decision problem	8
2.4.3	Application to a final-sale market	8
3	Multiple Equilibrium	9
3.1	Unique balance and the definition of equilibrium	9
3.2	Concepts antecedent to the proof of multiple equilibrium	10
3.2.1	Constrained equilibrium	10
3.2.2	Notional complementarity	11
3.3	Proof of existence and multiplicity of equilibrium	12
4	Joint Profit Maximization	16
5	Equilibrium Under Asymmetric Information	18
6	The Smart-Contract Solution to the Coordination Problem	19
6.1	Model assumptions	19
6.2	Smart-contract protocol	20
6.3	Smart-contract incentives	22
6.4	Cryptographic and blockchain implementation of the smart-contract	22
6.5	Proof that the smart contract achieves joint profit maximization	23
7	Conclusion	24
A	Funding Liquidity	27
A.1	Funding liquidity equilibrium	27
A.2	Smart contract modification for funding liquidity	28
B	Proof of Existence of Joint Profit Maximization Equilibrium	29
C	Proof of Equilibrium Under Asymmetric Information	29
C.1	Economic Intuition	31

C.2	theta	31
C.3	Proof of Multiple Equilibrium under Asymmetric Information	33
D	Repo Borrower and Lender Trading Functions	36
D.1	The Money Manager <i>MM</i> demand for <i>T</i>	36
	D.1.1 Derivation of <i>MM</i> 's treasury demand function	36
D.2	The risk manager <i>RM</i> supply of <i>T</i>	37
	D.2.1 Derivation of <i>RM</i> 's treasury supply function	38

1 Introduction

Unreliable private information disclosure, limited commitment, multiple equilibrium and coordination problems are obstacles to exchange. In some abstract environments these obstacles can be overcome by the “central planner” of the mechanism design literature, which is a protocol that receives messages, selectively discloses information and allocates resources. However, concerns over trust in the planner and the desire to maintain privacy has limited the adoption of such protocols. We show how multiple equilibrium in a model intermediated trade can be resolved and joint profit maximization achieved with a smart-contract that acts as the planner.

We study a chain of exchanges in a financial market where trade between the ultimate seller and buyer, in the case of a market for final sales, or borrower and lender, in the case of a repo market (the “clients”), is intermediated by two broker-dealers. Each client trades with its own broker-dealer and the broker-dealers trade with each other. We build a model of one particular type of trade, repo, where counterparties enter into two contracts, one for the purchase by one agent of a financial object today, and the other for the repurchase of the financial object at a later date by the same agent (Section 2). Our analysis can apply to any type of intermediated trade. We demonstrate how strategic interaction between broker-dealers results in multiple equilibrium (Section 3). This result holds in environments where there is common knowledge of client states and where one broker-dealer does not observe the state of the other broker-dealer’s client (Section 5 and Appendix C). We design a smart-contract that resolves the multiple equilibrium and implements joint profit maximization for the broker-dealers (Section 6). The key to achieving this objective is the imposition of a sequential ordering of trade offers and agreements coordinated by a smart-contract (Section 6.5).

The smart-contract requires three things to make it viable; (i) privacy and selective disclosure of smart-contract computations, (ii) verifiability of smart-contract computations and (iii) security of messages sent between agents and the smart-contract. We show how each requirement can be solved by use of cryptography and blockchain. (i) is solved by methods that compute functions on encrypted data, which prevents leakage and limits disclosure of the result to pre-selected agents. (ii) is solved by appending the smart-contract to a public blockchain which make the computations observable to third parties, and (iii) is solved by encrypting messages (Section 6.4).

1.1 Related literature

Our model is part of a nascent literature that combines cryptography and smart-contracts to improve economic outcomes. Aronoff et.al. [?] apply smart-contracts with FHE to economic models and evaluate performance on blockchains of different FHE libraries. Townsend and Zhang [16] show how the combination of cryptographic methods with smart-contracts can improve welfare in a number of settings. A key insight that underlies our smart-contract is the role of pre-commitment to a protocol in a 2-player game.

Schelling [15] is a foundational paper which spawned a vast literature that notably includes Kyland and Prescott [8] and Kreps et.al. [7]. Our model relates to papers that study the potential for smart-contracts on blockchains to improve welfare. Cong & He [3] and Werbach & Cornell [19] are significant contributions in this area. Finally, our algorithmic proof of multiple equilibrium in Theorem 3.1 relates to a literature on the use of algorithmic methods to compute economic models. Scarf [14] introduced the use of algorithms to compute fixed points in economic models. Velupillai [18] and Kerber et.al. [6] provide examples of the use of algorithms to compute economic equilibria.

2 A Model of Intermediated Repo Trade

In an over-the-counter (OTC) and other financial markets, trade between buyers and sellers is intermediated by broker-dealers¹. Intermediaries trade with their buyer/seller clients and with each other. The largest trading market in the world, the US Treasuries repo market is intermediated.² A repo trade involves two contracts entered into simultaneously whereby one counterparty initially purchases the financial asset (the “first-leg”) and commits to repurchase the same financial asset at a later date (the “second-leg”).³ The estimated daily volume of US Treasuries repo is \$4 - \$5 trillion. These are trades between broker-dealers who conduit Treasuries from repo lenders - typically hedge funds, insurance companies and pension funds, to repo lenders, typically money market funds (Kahn et.al. [5]).

The revealed preference of this form of market organization suggest it is useful. However, intermediated trade creates a potential coordination problem which can result in inefficiently low trading due to the presence of multiple equilibrium. Multiple equilibrium is caused by a negative externality from the client transaction volume entered into by broker-dealers, which determines the volume of trade they will desire to offset in the inter-dealer market (e.g. if a broker-dealer purchases x units of the financial asset from its client, it will desire to sell x units to another broker-dealer). A low volume outcome can occur when a broker-dealer anticipates that its inter-dealer counterparty will arrive with a low volume of money or financial asset to trade and reduces the volume of trade with its client. In reaction the counterparty adjusts downward its client trade volume and so forth, since neither one wishes to carry excess inventory. This can lead to a self-reinforcing low-trade equilibrium.

2.1 Repo chains

We use the model of intermediated repo trading in Aronoff and Townsend (2022) [1]. The setup is a chain of repo transactions composed as follows. There are 2 clients, a repo borrower who sells the financial asset,

¹In an over-the-counter (“OTC”) market agents engage in bilateral exchanges, as opposed to a centralized exchange where e.g. agents submit limit orders from which a single market clearing price is determined.

²The US Treasuries repo market has \$4-\$5 trillion in daily trading (Kahn et.al. [5]).

³In a repo trade the volume of financial asset is the same at both legs. The money exchanged can differ.

T , in exchange for money, M , at the first-leg and repurchases the at a later time called the second-leg. The repo borrower's supply function for the financial asset is $T = S_r$ and the repo lender's demand function for the financial asset is $T = D_r$, where r is the repo rate faced by the agent. $r = (p_2 - p_1)/p_1$, where p_1 is unit the price of the financial asset at the first-leg and p_2 is the unit price at the second-leg. There are 2 broker-dealers. Each client trades with a broker-dealer and each broker-dealer attempts to re-trade the financial object it acquired from its client with the counterparty broker-dealer (the "inter-dealer" trade); e.g at the first-leg the repo borrower's broker-dealer purchases the financial asset from its client and sells it to the counterparty broker-dealer. At the second-leg, that broker-dealer re-purchases the financial asset from the counterparty broker-dealer and re-sells it to its client. Figure 1 depicts the repo chain formed by these trades. At the first-leg T flows left to right, from the repo borrower RM - typically a hedge fund or a "risk manager" - to repo lender MM - typically a money market fund or "cash manager" (Pozsar [11]). In between are the broker-dealers, and M flows in the opposite direction. The flows reverse at the second-leg.

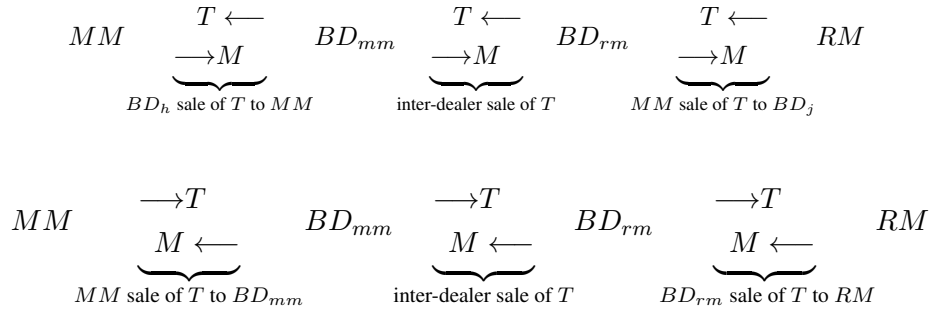


Figure 1: First and Second-Leg Repo Chain

We reflect current practice in the US Treasuries repo market and represent the market clearing once per day. In the morning clients reveal their trading preferences to their broker-dealers. A change in preference is a shock, represented as θ_{mm} and θ_{rm} , for MM and RM respectively. We model clients as price-takers.⁴ Each broker-dealer chooses a $\{r, T\}$ point on its client supply or demand curve. BD_s chooses $\{r_{rm}, S_{r_{rm}}\}$ and BD_{mm} chooses $\{r_{mm}, D_{r_{mm}}\}$. The client trades generate a surplus $(r_{rm} - r_{mm})T$ which is allocated between the broker-dealers. Consequently, the broker-dealer's are the strategic agents. The primary assumptions are (i) each BD knows its own and its counterparty's client demand and supply function for T ; (ii) prior to posting its client repo rate, each BD knows the realization of the shock to the client demand or supply function in both its own and in the other BD 's client market, (iii) the client rates are committed prior to BD 's trading with each other.⁵ We abstract from counterparty risk - the risk of default at the second-leg.⁶ In

⁴This does not mean that clients are not strategic. A client can present a schedule, S_{rm} or D_{mm} , that is intended to incentivize the BD to select a particular trade. We do not model this aspect of client behavior.

⁵In Appendix C we adapt the machinery developed in this environment to address repo rate and transaction volume outcomes when a BD does not know the θ shock realization of its counterparty's client.

⁶Counterparty risk can be incorporated into the model by subtracting a portion of money or T a broker-dealer receives from its profit. WLOG we do not include it in our model.

this section we analyze the model and equilibrium properties without shocks (and therefore suppress shock terms). In Appendix C we extend the model to incorporate asymmetric client shocks.⁷

2.1.1 Agent preference functions

The functions S_r and D_r are concave twice differentiable with the former downward sloped and the latter upward sloped. We do not model the bargaining process between broker-dealers and clients. We assume the outcome reflects the shape of the client preferences. See Appendix D for a discussion. Broker-dealers maximize expected profit.

2.2 The inter-dealer repo rate

BD_{mm} and BD_{rm} negotiate a split of the intermediation surplus $(r_{rm} - r_{mm})T$. The surplus split is reflected in the inter-dealer repo rate r_{bd} . The share of the surplus allocated to BD_{mm} is $(r_{bd} - r_{mm})T$, which is the spread between the rate at which BD_{mm} borrows from MM_{i_i} and lends to BD_{rm} . The share of the surplus allocated to BD_{rm} is $(r_{rm} - r_{bd})T$, which is the spread between the rate at which BD_{rm} borrows from BD_{mm} and lends to RM . We are agnostic on the allocation of the surplus between BD 's or the bargaining process by which the allocation is determined. We assume that BD 's have rational expectations about r_{bd} prior to setting client repo rates. For simplicity, we model an equal split of the surplus⁸. The inter - dealer repo rate is

$$r_{bd} = \frac{1}{2}(r_{rm} - r_{mm}) + r_{mm} \quad (1)$$

2.3 BD_{mm} 's problem

BD_{mm} sets its client repo rate r_{mm} in the morning at t_{1M} . In order to form a rational expectation of the inter-dealer repo rate r_{bd} and transaction volume that it will encounter afterwards, it must forecast BD_{rm} 's client repo rate (from which it can also forecast BD_{rm} 's client transaction volume) r_{rm} . Equation 2 is BD_{mm} 's problem, contingent on its forecast of r_{rm} .

$$\operatorname{argmax}_{r_{mm}} (r_{bd} - r_{mm})^+ Q - \underbrace{(D_{r_{mm}} - Q)^+ r_{mm}}_{gap_{B,Q}} \quad (2)$$

⁷An assumption underlying the model is that broker-dealers do not desire to retain T . This reflects the findings of Infante [4] that broker-dealers rehypothecate over 90% of the Treasuries they receive. In Appendix A we extend the model to include a broker-dealer providing funding liquidity whereby it commits to trade a minimum amount with its client.

⁸The only properties of r_{bd} upon which our argument relies are that $\frac{\partial r_{bd}}{\partial r_{mm}} < 0$ and $\frac{\partial r_{bd}}{\partial r_{rm}} > 0$.

Subject to $Q = \min\{D_{r_{mm}}, S_{r_{rm}}\}$ i.e. the amount of the inter-dealer trade. $r_{mm} \in [0, r_{rm}]$ is the domain of r_{mm} ⁹.

We can substitute in equation 1 and rewrite BD_{ii} 's problem as follows.

$$\operatorname{argmax}_{r_{mm}} \frac{1}{2}(r_{rm} - r_{mm})^+ Q - gap_{B,Q} \quad (3)$$

In its client market, BD_{mm} conveys T to MM as collateral for a repo loan of M . BD_{mm} carries the M into the Inter-dealer trade. The first term of BD_{mm} 's problem is its profit from the inter-dealer repo trade. The second term, $gap_{B,Q}$, represents BD_{mm} 's excess inventories; it is its loss incurred on borrowings of M in its client market that BD_{mm} is unable to trade with its BD_{rm} counterparty.

To analyze BD_{mm} 's problem we partition it into two parts; (i) the case where BD_{mm} carries excess inventories and (ii) the case where BD_{mm} does not carry excess inventories.

2.3.1 BD_{mm} carries excess inventories of M into the inter-dealer trade. $gap_{B,Q} > 0$

Noting that $Q = S_{r_{rm}}$, BD_{mm} 's problem is

$$\operatorname{argmax}_{r_{mm}} \frac{1}{2}(r_{rm} - r_{mm})^+ S_{r_{rm}} - gap_{B,S_{r_{rm}}} \quad (4)$$

The derivative of BD_{mm} 's problem is: $\underbrace{-\frac{1}{2}S_{r_{mm}}}_{<0} \underbrace{-gap'_{B,S_{r_{rm}}}}_{<0} < 0$ ¹⁰. Therefore, BD_{mm} will choose a corner solution, setting its client repo rate r_{mm} to achieve $D_{r_{mm}} = S_{r_{rm}}$. This ensures BD_{mm} will not carry any inventories it cannot sell into the Inter-dealer trade.

2.3.2 BD_{mm} carries no excess inventories of M into the Inter-dealer trade. $gap_{B,Q} = 0$

The domain of the problem is $r_{mm} \in [0, r_{rm}]$ such that $D_{r_{mm}} \leq S_{r_{rm}}$. It is a compact interval¹¹. BD_{mm} 's problem is

⁹We assume BD_{mm} 's profit is non-negative, which requires $r_{mm} \leq r_{rm}$. We assume there is a lower bound repo rate at which MM 's demand for T is zero. We normalize this rate to be 0. This sets the bounds to the domain for r_{mm} .

¹⁰When $gap_{B,Q} > 0$, then $\frac{\partial gap_{B,Q}}{\partial r_{B,i}} := gap'_{B,Q} = D'r_{mm} + (D_{r_{mm}} - Q) > 0$, since $D' > 0$.

¹¹Compactness is proved as follows. The derivative of $D_{r_{mm}}$ is strictly positive and continuous, therefore, by the Inverse Function Theorem, its inverse exists and is continuous (Rudin (1976) [13] Theorem 9.24, p. 221.). The domain of the inverse function, $[0, S_{r_{rm}}]$, is compact. Therefore, the range of the inverse function, which is the domain of BD_{mm} 's problem, is a compact interval (Rudin (1976) [13] Theorem 4.14, p. 89).

$$\operatorname{argmax}_{r_{mm}} \frac{1}{2}(r_{rm} - r_{mm})D_{r_{mm}} \quad (5)$$

BD_{mm} 's problem is a continuous concave function on the compact interval $r_{mm} \in [0, r_{rm}]$. The concavity reflects the tension between the value of increasing transaction amount $D_{r_{mm}}$ against the increased cost, r_{mm} , required to obtain it, which reduces BD_{mm} 's profit margin $\frac{1}{2}(r_{rm} - r_{mm})$ ¹².

2.3.3 Characterizing BD_{mm} 's decision problem

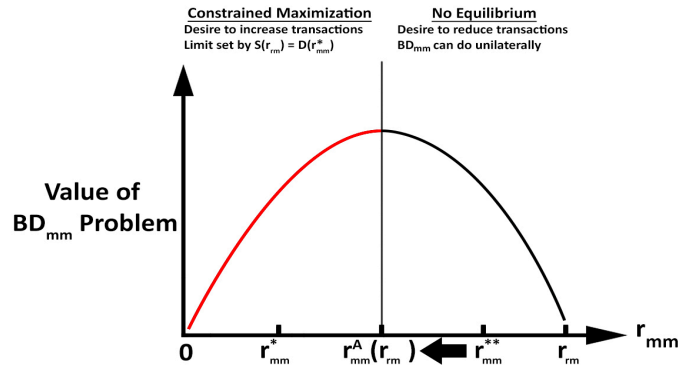


Figure 2: BD_{mm} Problem

Figure 2 shows the curve defining the value of BD_{mm} 's problem at different repo rates for a given value of r_{rm} .

The value of BD_{mm} 's problem is zero at $r_{mm} = 0$ and at $r_{mm} = r_{rm}$. There are no transactions at the former and no marginal profit at the latter. The concavity of the problem ensures that it is single-peaked between these two endpoints. This peak is depicted in Figure 2 as $r_{mm}^A(r_{rm})$. BD_{mm} will choose the maximum repo rate r_{mm} that (i) does not exceed r_{mm}^A and (ii) does not cause $gap_{B,Q} > 0$. To see (i), note that BD_{mm} 's problem is negatively sloped to the right of r_{mm}^A and it reduces inventory by reducing r_{mm} . Therefore, it will not reduce profit by reducing r_{mm} , since $gap_{r_{mm},Q}$ will shrink. (ii) reflects that BD_{mm} will not carry excess inventory in equilibrium.

To gain further insight we evaluate BD_{mm} 's decision at repo rates on either side of the maximum. Suppose r_{mm}^* in Figure 2 is the repo rate at which $gap_{B,Q} = 0$. BD_{mm} cannot increase r_{mm} , as doing so would cause $gap_{r_{mm},Q}$ to increase above zero. Since the value of BD_{mm} 's problem is increasing at r_{mm}^* , BD_{mm} maximizes its profit by choosing r_{mm}^* , which we will call a constrained equilibrium repo rate for BD_{mm} ¹³.

¹²We simplify notation by setting $\frac{dD_{r_{mm}}}{dr_{mm}} = D'$ and $\frac{d^2 D_{r_{mm}}}{(dr_{mm})^2} := D''$. Similarly for $S_{r_{rm}}$.

¹³For BD_{mm} , any repo rate weakly below $r_{mm}^A(r_{rm})$ is a possible constrained outcome repo rate.

By contrast, at r_{mm}^{**} in Figure 2 BD_{mm} 's problem is negatively sloped, so BD_{mm} would reduce its repo rate (and its inventories) to attain the maximum value of its problem at $r_{mm}^A(r_{rm})$. We call this the unconstrained maximum repo rate for BD_{mm} .

2.4 BD_{rm} 's problem

BD_{rm} 's problem, in its timing and mathematical structure, is similar to BD_{mm} 's problem. Equation 6 is BD_{rm} 's problem, contingent on its forecast of r_{mm} .

$$\operatorname{argmax}_{r_{rm}} \frac{1}{2}(r_{rm} - r_{mm})^+ Q - \text{gap}_{S,Q} \quad (6)$$

Subject to $Q = \min\{D_{r_{mm}}, S_{r_{rm}}\}$. $r_{rm} \in [r_{mm}, r_{bd}]$ is the domain of r_{rm} ¹⁴.

In its client market, BD_{rm} conveys M to RM as a repo loan secured by collateral of T . BD_{rm} carries the T into the Inter-dealer trade. The first argument of BD_{rm} 's problem is its profit from the inter-dealer repo trade. The second term, $\text{gap}_{S,Q}$, represents BD_{rm} 's excess inventories; is its loss incurred on borrowings of M from a bank used to extend the loan to RM in its client market, that it is unable to refinance in the Inter-dealer trade.

To analyze BD_{rm} 's problem we partition it into two parts; (i) the case where BD_{rm} carries excess inventories and (ii) the case where BD_{rm} does not carry excess inventories. We appeal to the demonstration for BD_{mm} in Section 2.3.1 as sufficient to show that BD_{rm} carries no excess inventory in equilibrium. Proposition 2.1 follows from the fact that neither BD will carry excess inventory into the Inter-dealer trade.

Proposition 2.1 (No excess inventory in Inter-dealer trade Equilibrium). $D_{r_{mm}} = S_{r_{rm}}$ in equilibrium, i.e. neither BD will carry excess inventories into the inter-dealer trade.

2.4.1 BD_{rm} carries no excess inventories of T into the inter-dealer trade. $\text{gap}_{S,Q} = 0$

The domain of the problem is $r_{rm} \in [r_{mm}, r_{bd}]$ such that $S_{r_{rm}} \leq D_{r_{mm}}$. It is a compact interval¹⁵. BD_{rm} 's problem is

$$\operatorname{argmax}_{r_{rm}} \frac{1}{2}(r_{rm} - r_{mm}) S_{r_{rm}} \quad (7)$$

BD_{rm} 's problem is a continuous concave function on the compact interval $r_{rm} \in [r_{mm}, r_{bd}]$. The concavity

¹⁴ r_{bd} is the upper bound of the domain of r_{rm} because it is the bank lending rate at which the RM 's can borrow. The domain follows from the requirement that BD_{rm} 's profit is non-negative.

¹⁵The proof of compactness is nearly identical to the proof for the case of BD_{mm} above.

reflects the tension between the value of increasing transaction amount $S(r_{rm})$ against the decreased return, r_{rm} , required to obtain it, which reduces profit margin $\frac{1}{2}(r_{rm} - r_{mm})$.

2.4.2 Characterizing BD_{rm} 's decision problem

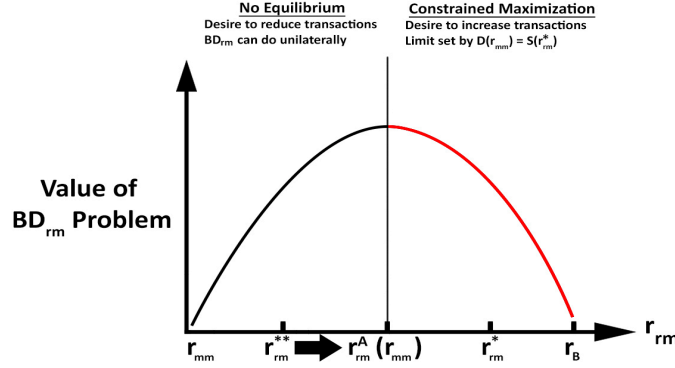


Figure 3: BD_{rm} Problem

Figure 3 shows the curve defining the value of BD_{rm} 's problem at different repo rates for a given value of r_{mm} .

The value if BD_{rm} 's problem is zero at $r_{rm} = r_{mm}$ and at $r_{rm} = r_{bd}$. The concavity of the problem ensures that it is single-peaked between these two endpoints. This peak is depicted in Figure 3 as $r_{rm}^A(r_{mm})$. BD_{rm} will choose the maximum repo rate that (i) is not below $r_{rm}^A(r_{mm})$ and (ii) does not cause $gap_{r_{rm},Q} > 0$. To see (i), note that BD_{rm} 's problem is positively sloped to the left of $r_{rm}^A(r_{mm})$ and it reduces inventory by increasing r_{rm} . Therefore, it will increase profit by increasing r_{rm} , since $gap_{r_{rm},Q}$ will shrink. (ii) reflects that BD_{mm} will not carry excess inventory in equilibrium.

To gain further insight we evaluate BD_{rm} 's decision at repo rates on either side of the maximum. Suppose r_{rm}^* in Figure 3 is the repo rate at which $gap_{B,Q} = 0$. BD_{rm} will not reduce r_{rm} , as doing so would cause $gap_{r_{rm},Q}$ to increase above zero. Since the value of BD_{rm} 's problem is decreasing at r_{rm}^* , BD_{rm} maximizes its profit by choosing r_{rm}^* , which we call a constrained outcome repo rate for BD_{rm} ¹⁶. On the other hand, at r_{rm}^{**} in Figure 3 BD_{rm} 's problem is positively sloped, so BD_{rm} would increase its repo rate to $r_{rm}^A(r_{mm})$. We call this the unconstrained maximum repo rate for BD_{rm} .

2.4.3 Application to a final-sale market

The model presented in this section and discussed below can be applied to a final-sale market, such as the secondary market for US Treasuries. The translation is as follows. MM becomes the ultimate buyer. RM

¹⁶For BD_{rm} , any repo rate weakly above $r_{rm}^A(r_{mm})$ is a possible constrained equilibrium repo rate.

becomes the ultimate seller. r_{mm} becomes the unit price p_{mm} at which MM purchases T from BD_{mm} . r_{rm} becomes the unit price p_{rm} at which RM sells T to BD_{rm} . r_{bd} becomes p_{bd} becomes the unit price at which BD_{mm} purchases T from BD_{rm} . It is left as an exercise for the reader to confirm that the analysis above applies to a final-sale market.

3 Multiple Equilibrium

In this section we prove there are multiple pure strategies equilibrium client repo rates chosen by broker-dealers. We first state definitions and concepts that are used in the proof of existence and multiplicity of equilibrium and then we state the proofs.

3.1 Unique balance and the definition of equilibrium

Restrictions are placed on the set of feasible equilibrium client repo rate pairs BD by the non-negative profit requirement and Proposition 2.1, which states that neither BD will carry excess inventories into the Inter-dealer trade in equilibrium. Possible equilibria are restricted to repo rate pairs $\{r_{mm}, r_{rm}\}$ such that (i) $r_{mm} \leq r_{rm}$ and (ii) $D_{r_{mm}} = S_{r_{rm}}$. We call the satisfaction of (i) and (ii) "balanced trade". Figure 4 displays the balanced trade surface (or manifold). The surface is downward sloping due to the fact that $D' > 0$ and $S' < 0$. The intuition from Figure 4 is that, when one repo rate is moved in one direction, up (down), the other repo rate must be moved in the opposite direction, down(up), to maintain balanced trade.

In Figure 4, \hat{r} denotes the identical repo rate for BD_{mm} and BD_{rm} at which the amount of inter-dealer trade is maximized¹⁷. At any point on the curve that is below and to the right of \hat{r} , $r_{mm} > r_{rm}$. Both BD 's would earn negative profit at any such repo rate pair. Therefore, equilibrium repo rate pairs occur only on the segment of the curve in Figure 4 lying to the left and above \hat{r} .

Definition 3.1 (Unique Balance). *For each $r_{mm}(r_{rm})$ there is a unique $r_{rm}(r_{mm})$ for which $D_{r_{mm}} = S_{r_{rm}}$. We call this property unique balance.*

¹⁷The proof that trade is maximized at a common repo rate is as follows. We know from (i) that $r_{mm} \leq r_{rm}$. Suppose the inequality is strict. Let $r_{rm} - r_{mm} = 2\epsilon$. Since $D_{r_{mm}}$ and $S_{r_{rm}}$ are continuous functions respectively increasing and decreasing in their repo rates, there is some $\delta > 0$ such that $D_{r_{mm}+\epsilon} - D_{r_{mm}} \leq \delta$ and $S_{r_{rm}-\epsilon} - S_{r_{rm}} \leq \delta$. Therefore, there must be some $\gamma < \epsilon$ such that $D_{r_{mm}+\gamma} = S_{r_{rm}-\epsilon}$. The volume of trade is increased and balanced and $r_{mm} + \gamma \leq r_{rm} - \epsilon$.

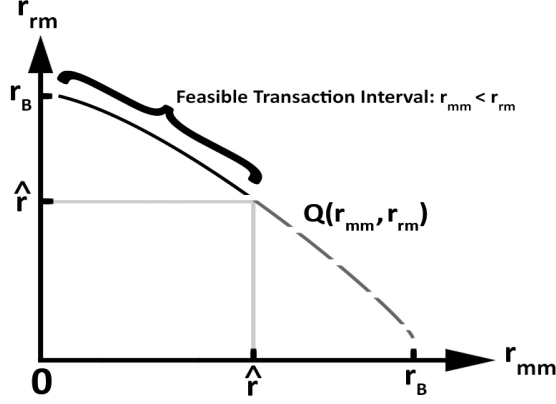


Figure 4: Balanced Inter-dealer Trade Surface

Definition 3.2 states the equilibrium concept that we use.

Definition 3.2 (Inter-dealer trade Equilibrium under perfect knowledge). *A repo rate pair $\{r_{mm}, r_{rm}\}$ is an equilibrium if the following two conditions hold;*

- (i) r_{mm} solves BD_{mm} 's problem, given its knowledge of the realizations of $\{\theta_b, \theta_s\}$ and BD_{rm} 's choice of r_{rm} .
- (ii) r_{rm} solves BD_{rm} 's problem, given its knowledge of the realization of $\{\theta_b, \theta_s\}$ and BD_{mm} 's choice of r_{mm} .

3.2 Concepts antecedent to the proof of multiple equilibrium

In the section we present definitions and propositions that are used in the proof of multiple equilibrium.

3.2.1 Constrained equilibrium

Definition 3.3. *A 'constrained outcome' is a pair of repo rates $\{r_{mm}, r_{rm}\}$ such that*

- (i) $D_{r_{mm}} = S_{r_{rm}}$ and
- (ii) *The derivative of BD_{mm} 's problem is ≥ 0 and the derivative of BD_{rm} 's problem is ≤ 0 and*
- (iii) *Either (a) the derivative of BD_{mm} 's problem is > 0 , or (b) the derivative of BD_{rm} 's problem is < 0 , or both.*

Proposition 3.1. *A constrained outcome is an equilibrium*

Proof. Suppose the repo rate pair $\{r_{mm}, r_{rm}\}$ is a constrained outcome.

BD_{mm} will not deviate to a repo rate above r_{mm} , which would result in unsold inventory. BD_{mm} could lower its rate and reduce trade. If the derivative of BD_{mm} 's problem is positive at the constrained outcome, it will not deviate to a repo rate below r_{mm} , since the value of its problem decreases as it lowers its repo rate. Under these conditions BD_{mm} will not deviate.

BD_{rm} will not deviate to a repo rate below r_{rm} , which would result in unsold inventory. BD_{rm} could raise its rate and reduce trade. If the derivative of BD_{rm} 's problem is negative at the constrained outcome, then it will not deviate to a repo rate above r_{rm} , since the value of its problem decreases as it raises its repo rate. Under these conditions BD_{rm} will not deviate.

Therefore, the repo rate pair $\{r_{mm}, r_{rm}\}$ is an equilibrium. \square

A BD is constrained if, in equilibrium, the derivative of its problem is not zero. An outcome where each BD attains the maximum of its unconstrained problem is an "unconstrained equilibrium". It is immediate that zero trade is an equilibrium.

3.2.2 Notional complementarity

Proposition 3.2 (Notional complementarity). *In the BD problems, an increase in r_{rm} increases the unconstrained maximum repo rate of BD_{mm} 's problem (i.e. shifts r_{mm}^A in Figure 2 to the right). A decrease in r_{mm} reduces the unconstrained maximum repo rate of BD_{rm} 's problem (i.e. shifts r_{rm}^A in Figure 3 to the left).*

Proof. We first prove the proposition for BD_{mm} 's unconstrained problem. The FOC of the BD_{mm} problem is:

$$f_{BD_{mm}} = \frac{D_{r_{mm}}^A}{D'} + r_{mm} - r_{rm} = 0$$

By the Implicit Function Theorem, we obtain

$$\frac{dr_{mm}^A}{dr_{rm}} = \frac{-\frac{\partial f}{\partial r_{rm}}}{\frac{\partial f}{\partial r_{mm}^A}} = \frac{1}{-\frac{D''D}{(D')^2} + \frac{D'}{D} + 1} = \frac{1}{2 - \frac{D''D}{(D')^2}} > 0$$

Therefore, $\uparrow r_{rm} \implies \uparrow r_{mm}^A$.

We next prove the proposition for BD_{rm} 's unconstrained problem. The FOC of the BD_{rm} problem is:

$$f_{BD_{rm}} = r_{mm} - r_{rm} - \frac{S_{r_{rm}}^A}{S'} = 0$$

By the Implicit Function Theorem, we obtain

$$\frac{dr_{rm}^A}{dr_{mm}} = \frac{-\frac{\partial f}{\partial r_{mm}}}{\frac{\partial f}{\partial r_{rm}^A}} = \frac{-1}{-2 + \frac{S''S}{(S')^2}} > 0.$$

Therefore, $\downarrow r_{mm} \implies \downarrow r_{rm}^A$. □

We call the result of this proposition "notional" complementarity because the solution to the unconstrained BD problems react like strategic compliments. An increase in BD_{rm} 's repo rate increases the repo rate spread and induces BD_{mm} to desire to increase its volume of trade by increasing its repo rate. Similarly, a reduction in BD_{mm} 's repo rate increases the repo rate spread and induces BD_{mm} to desire to increase its volume of trade by reducing its repo rate. However, the friction imposed by the zero inventory constraint prevents these adjustments from taking place. We state a definition derived from notional complementary that is used in the proof of equilibrium.

Definition 3.4. *concavity/complimentarity From the strict concavity of the BD problems and the positive slope of the implicit functions in notional complementarity, for each $r_{mm}(r_{rm})$ there is a unique $r_{rm}^A(r_{mm}^A)$, i.e. unique peaks to the BD maximization problems. We call this property "concavity/ complementarity".*

3.3 Proof of existence and multiplicity of equilibrium

We make use of the following relationships which are derived from the analysis of the BD problems in Section 2.¹⁸

- (i) When r_{mm} is decreased to reduce inventory of M , BD_{rm} 's unconstrained optimal repo rate is pushed down, but it must do the opposite and increase r_{rm} in order to reduce its inventory of T to match the reduced volume of M . Hence, r_{rm} will increase rightward distance (or reduce leftward distance) relative to the peak, r_{rm}^A , of BD_{rm} 's problem.
- (ii) When r_{rm} is increased to reduce inventory of T , BD_{mm} 's unconstrained optimal repo rate is pushed down, but it must do the opposite, and increase r_{mm} in order to reduce its inventory of M to match the reduced volume of T . Hence, r_{mm} will increase leftward distance (or reduce rightward distance) from the peak, r_{mm}^A , of BD_{mm} 's problem.

Theorem 3.1 (Existence of Inter-Dealer Pure Strategy Equilibrium Client repo rate Pairs). *There is a mapping $r_{mm} \implies \{r_{mm}, r_{rm}\}$ such that any $r_{mm} \in [0, \hat{r}]$ maps to a repo rate pair $\{r'_{mm}, r'_{rm}\}$ that is on the Feasible Transaction Interval of the Balanced Trade Surface in Figure 4 and is an equilibrium.¹⁹*

Proof. We state an algorithm to find an equilibrium.

frame

```
def equilibrium_client_repo_rate_pair() :
```

¹⁸Although we have shown that zero trade is an equilibrium, we provide another proof of existence of equilibrium and use the machinery employed in that proof to prove multiplicity.

¹⁹An equivalent theorem proves the mapping $r_{rm} \implies \{r_{mm}, r_{rm}\}$.

```

# Step 1: Choose  $r_{mm}$  in  $[0, r_{hat}]$ 
r_mm = choose_r_mm(0, r_hat)

#Steps 2–6: Position  $r_{mm}$  weakly to the left of its unconstrained
    maximum.
# (See Figure: sequence of  $r_{mm}$  steps)

# Step 2: Choose  $r_{rm}$  such that  $D(r_{mm})$  equals  $S(r_{rm})$ 
r_rm = choose_r_rm(condition=(D(r_mm) == S(r_rm))) # Unique
    balance implies 1:1 mapping.

#Step 3: If  $r_{mm}$  is above the repo rate that maximizes  $BD_{mm}$ 's
    problem:
if r_mm > optimal_repo_rate_for_BD_mm():
    #Step 4: Then choose  $r_{mm} = r_{mm}^A(r_{rm})$ 
    r_mm = adjust_r_mm_A(r_rm) # This map is 1:1 by
        concavity/complimentarity.
    # (This moves  $BD_{mm}$ 's repo rate leftward to the peak,
        decreasing  $M$  since  $MM$  demand  $D_r$  increases in  $r_{mm}$ .)

    #Step 5: Choose  $r_{rm}$  such that  $D(r_{mm})$  equals  $S(r_{rm})$ 
    r_rm = choose_r_rm(condition=(D(r_mm) == S(r_rm)))
    # (Unique balance implies 1:1 mapping; increasing  $r_{rm}$  reduces
         $BD_{rm}$ 's inventory to match  $BD_{mm}$ 's reduction.)
    # (By the negative slope of  $RM$  supply function  $S_r$ , this means
         $r_{rm}$  is increased.
    # By notional complementarity,  $r_{mm}^A$  increases while  $r_{mm}$ 
        remains fixed,
    # so  $r_{mm}$  stays in the constrained outcome region of  $BD_{mm}$ 's
        problem, left of its peak.)
else:
    #Step 6: Else, do not move  $r_{mm}$ .
    pass

# Note: If  $r_{mm}$  is already constrained at Step 2, then steps 3–5
    are not needed.

```



```

#Steps 7-10: Position  $r_{rm}$  weakly to the right of its
    unconstrained maximum,
# while keeping  $BD_{mm}$  in a constrained outcome position. (See
    Figure: sequence of  $r_{rm}$  steps)

#Step 7: If  $r_{rm}$  is below the repo rate that maximizes  $BD_{rm}$ 's
    problem:
if  $r_{rm} < \text{optimal\_repo\_rate\_for\_BD\_rm}()$ :
    #Step 8: Then choose  $r_{rm} = r_{rm}^A(r_{mm})$ 
     $r_{rm} = \text{adjust\_r\_rm\_A}(r_{mm})$  # 1:1 mapping by
        concavity/complimentarity.
    # (This moves  $BD_{rm}$ 's repo rate rightward to the peak.
    # Since the supply  $S(\cdot)$  is decreasing in  $r_{rm}$ , this
        implies a reduction in  $T$ .
    # Increasing  $r_{rm}$  via Step 8 forces  $r_{mm}^A$  to increase, while
         $r_{mm}$  remains fixed,
    # keeping  $r_{mm}$  in the constrained region of  $BD_{mm}$ 's problem
        with an excess of  $M$ .)

    #Step 9: Choose  $r_{mm}$  such that  $D(r_{mm})$  equals  $S(r_{rm})$ 
     $r_{mm} = \text{choose\_r\_mm}(\text{condition}=(D(r_{mm}) == S(r_{rm})))$ 
    # (Unique balance: this decreases  $r_{mm}$  to match  $BD_{rm}$ 's
        inventory reduction in Step 8.
    # Notional complementarity implies  $r_{rm}^A$  decreases, leaving
         $r_{rm}$  in the constrained maximization region
    # of  $BD_{rm}$ 's problem, on the right side of its peak.)
else:
    #Step
        10: Else, the repo rate pair  $\{r_{mm}, r_{rm}\}$  is an equilibrium.
pass

# Final note: If  $r_{rm}$  is already in its constrained maximization
    position at Step 7,
# then Steps 8-10 are not necessary.

```

1: Algorithm: Existence of Equilibrium Client Repo Rate Pair

□

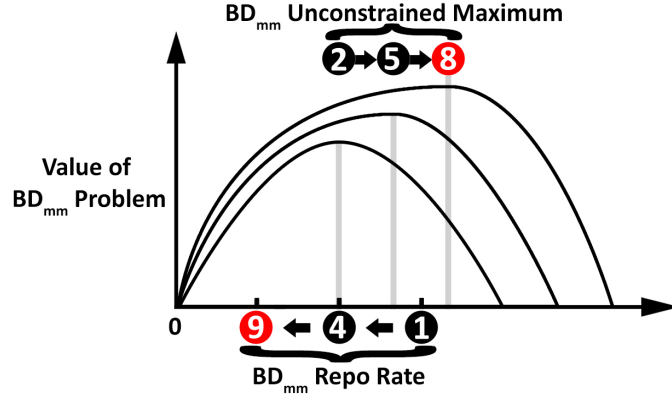


Figure 5: Sequence of r_{mm} steps

Figure 5 depicts the proof sequence of BD_{mm} argmax (notional) repo rates (top). They are identified by gray vertical lines and circled numbers at the top. It also depicts the proof sequence of actual repo rates (bottom). They are identified by marks in the horizontal axis and circled numbers at the bottom. In the sequence of proof steps BD_{mm} 's argmax repo rate progressively increases and its actual repo rate progressively decreases. BD_{mm} is moved to its argmax repo rate in step 4 and stays on the LHS of its argmax repo rate in all subsequent proof steps. .

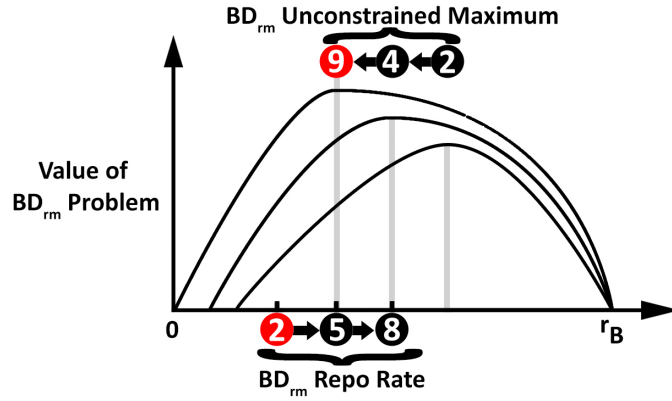


Figure 6: Sequence of r_{rm} steps

Figure 6 depicts the proof sequence of BD_{rm} argmax (notional) repo rates (top). They are identified by gray vertical lines and circled numbers at the top. It also depicts the proof sequence of actual repo rates (bottom). They are identified by marks in the horizontal axis and circled numbers at the bottom. In the sequence of proof steps BD_{rm} 's argmax repo rate progressively decreases and its actual repo rate progressively increases. BD_{rm} is moved to its argmax repo rate in step 8 and stays on the RHS of its argmax repo rate in all subsequent proof steps.

The mapping $r_{mm} \Rightarrow \{r_{mm}, r_{rm}\}$, generated by the iterative process in the algorithm, is a composition of 1:1 mappings. Therefore, it is itself 1:1. This implies there is a multiplicity of equilibrium, since any value in the range $r_{mm} \in [0, \hat{r}]$ can be chosen at step 1 of the algorithmic proof of Theorem 3.1.

Theorem 3.2 (Multiplicity of Inter-Dealer Equilibrium repo rate Pairs). *There are multiple equilibrium repo rate pairs $\{r_{mm}, r_{rm}\}$.*

Proof. Each of steps 2, 4, 5 8 and 9 of the algorithmic proof of the Existence of Equilibrium repo rate Pairs in Theorem 3.1 is a 1:1 mapping. The mapping $r_{mm} \Rightarrow \{r_{mm}, r_{rm}\}$ is a composition of those maps. The composition of 1:1 functions is a 1:1 function. Therefore, two distinct repo rates, r_{mm} and r_{mm}^* , selected in step 1 of the algorithm will each map to distinct repo rate pairs $\{r_{mm}, r_{rm}\}$. This proves there is more than one equilibrium repo rate pair. \square

4 Joint Profit Maximization

In this section we demonstrate that broker-dealer joint profit maximization is an equilibrium. This results from the surplus allocation rule whereby each broker-dealer receives a fixed percentage of the surplus generated by the spread between the borrower and lender repo rates. Any deviation from the joint profit maximization point $\{r_{rm}, r_{mm}\}$ will reduce profit for both broker-dealers.

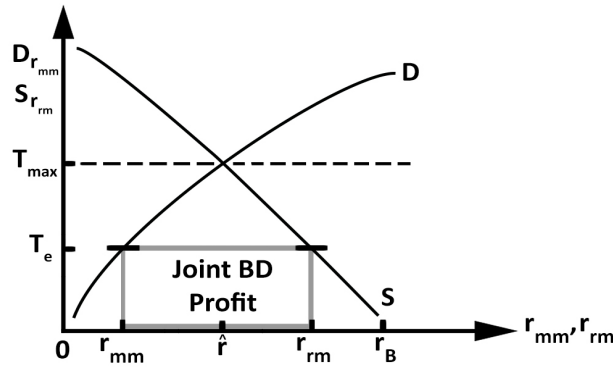


Figure 7: *BD* Joint Profit Maximization

From Figure 7 it can be seen that joint *BD* profit at any volume of trade T is the area of the rectangle with height T and sides $r_{mm} = D^{-1}(T)$ and $r_{rm} = S^{-1}(T)$. As T increases, the height of the rectangle rises and the width falls. At some volume of trade the area will reach its maximum. To analyze *BD* welfare, we conceive of a planner who controls repo rates (and thereby the volume of trade), which is the same instrument the *BD*'s control. Since *BD*'s are risk neutral and their profit is their utility, *BD* utility is

transferable. Therefore, maximizing BD welfare is equivalent to maximizing joint BD profits, which is represented by the area of the rectangle in Figure 7. The planner solves the following problem

$$\operatorname{argmax}_{r_{mm}, r_{rm}, T} (r_{rm} - r_{mm})T \text{ subject to } D(r_{mm}\theta_b) = T \text{ and } S(r_{rm}, \theta_s) = T \quad (8)$$

Noting that $r_{mm} = D^{-1}(T)$ and $r_{rm} = S^{-1}(T)$, we rewrite the problem in terms of T .

$$\operatorname{argmax}_T (S^{-1}(T) - D^{-1}(T))T \quad (9)$$

The FOC is

$$f(T) = \underbrace{S^{-1}(T) - D^{-1}(T)}_{\text{repo rate spread}} + T \underbrace{\left\{ \frac{dS^{-1}(T)}{dT} - \frac{dD^{-1}(T)}{dT} \right\}}_{\text{slope divergence}} = 0$$

$f(T)$ is continuous C2 function, since RM and D are C2 functions. D^{-1} and S^{-1} are, respectively, decreasing and increasing convex functions, since D and RM are, respectively, monotone increasing and monotone decreasing concave functions. These observations imply the following relationships.

$$\frac{dS^{-1}(T)}{dT} < 0 \text{ and } \frac{dD^{-1}(T)}{dT} > 0 \implies \frac{dS^{-1}(T)}{dT} - \frac{dD^{-1}(T)}{dT} < 0$$

$$D^{-1}(T_{max}) = S^{-1}(T_{max}) \text{ (by definition).}$$

$$T = 0 \implies r_{mm} = 0 \text{ and } r_{rm} = r_B \implies S^{-1}(0) - D^{-1}(0) = r_B > 0$$

These facts enable us to state a proposition concerning BD joint profit maximization.

Proposition 4.1 (*BD Joint Profit Maximization Repo Rates - Existence*). *There is a repo rate pair which attains BD joint profit maximization.*

Proof. See Appendix B □

We can prove that joint profit maximization is an equilibrium.

Corollary 4.1.1 (*BD Joint Profit Maximization Equilibrium*). *For any paired $BD_{rm} : BD_{mm}$ there is a joint profit maximizing equilibrium.*

Proof. Proposition 4.1 states that there is a repo rate pair that achieves BD joint profit maximization. Consider a proposed equilibrium at that repo rate pair. It is immediate that since BD 's split the surplus generated by their client transactions, neither BD will deviate and change its client repo rate. Consider BD_{rm} . If it deviates and increases r_{mm} it will reduce the spread and it cannot increase transaction volume, so it will carry excess inventories. Therefore, it will not deviate upward. Consider a deviation that reduces r_{mm} to

r'_{mm} . The transaction volume is reduced and the spread is increased. But it is increased by weakly less than if BD_{mm} increases its client repo rate to r'_{rm} to reduce its inventories to match BD_{rm} 's inventory level. Yet, by assumption the profit at $\{r_{mm}, r_{rm}\}$ cannot exceed joint profit maximization. So there is no possible gain to BD_{rm} from deviating. A similar argument applies to BD_{mm} .²⁰ \square

It is possible, in principle, to evaluate client MM and RM welfare, but there are obstacles to designing and implementing a welfare objective that includes clients. One difficulty is that the client objective functions, as we have conceived them, are quasi linear with T entering as a linear term. Therefore, welfare is not measured by the area under the demand and supply curves. Measurement of client welfare requires knowledge of the parameters of the objective functions. If that issue is waived aside, consumer surplus is maximized at $\{\hat{r}, T_{max}\}$ in Figure 7. This cannot be a point of equilibrium since there is zero profit for BD 's. However, under the smart-contract in Section 6 we show that maximization of trade volume is the unique equilibrium when each broker-dealer receives a fixed percentage of the trade volume of its client.

5 Equilibrium Under Asymmetric Information

Our model can be extended to the case where the client shock of one broker is unobserved by the other broker. Each BD chooses its repo rate after observing its own client shock, but does not know the shock realization of its counterparty's client. In Appendix C we prove there are multiple equilibria when this information pattern holds. We define an asymmetric equilibrium as follows.

Definition 5.1 (Equilibrium under Asymmetric Information). *In a model where each BD sets its repo rate after observing its own client shock, but not its counterparty's client shock, and the distribution of clients shocks is common knowledge, a pair of strategies S_1, S_2 is an equilibrium if the following holds;*

$$S_1 : \theta_{mm} \implies r_{mm}, \text{ and}$$

$$S_2 : \theta_{rm} \implies r_{rm}$$

such that S_1 and S_2 are equilibrium strategies.

Appendix C contains proofs of the existence and multiplicity of equilibrium under asymmetric information.

Theorem 5.1 (Existence of Asymmetric Equilibrium Strategies). *There is an inventory T such that the strategies of setting repo rates to achieve T volume of transaction is an equilibrium.*

²⁰It is not possible to prove there is a unique repo rate pair that achieves BD joint profit maximization. This can be seen by examining the properties of $f(T)$. The repo rate spread is decreasing in T , since r_{mm} increases and r_{rm} decreases in T . The concavity of the demand and supply functions ensure the slope divergence is decreasing in T , but slope divergence is multiplied by T , making it impossible to pin down the sign of the second term without knowing the parameters of the functions.

$$S_1 : \theta_{mm} \implies r_{mm} \text{ such that } D_{r_{mm}, \theta_{mm}} = T$$

$$S_2 : \theta_{rm} \implies r_{rm} \text{ such that } S_{r_{rm}, \theta_{rm}} = T$$

Proof. See Appendix C □

Theorem 5.2 (Multiplicity of Asymmetric Equilibrium Strategies). *There are multiple equilibrium strategies under asymmetric information involving inventory volumes of T , i.e. there are at least two values T and T' such that (i) $T \neq T'$ and (ii) there is an equilibrium in which each BD transacts T inventory with its client and there is another equilibrium in which each BD transacts T' inventory with its client.*

Proof. See Appendix C □

The proof is intricate, but the key insight is that BD 's can coordinate on inventories. There are multiple values of T such that it is an equilibrium for BD_{mm} to set r_{mm} to convey T to its client and for BD_{rm} to set r_{rm} to receive T from its client, even though neither BD knows the counterparty repo rates required to achieve that outcome.

6 The Smart-Contract Solution to the Coordination Problem

The model in Section 2 and its extension to asymmetric information in Appendix C prove the existence of multiple equilibrium, at least one of which maximizes joint BD profit (Section 4). In this section, we present a smart contract that coordinates between all four participants, clients, and broker-dealers, to incentivize the selection of the equilibrium that maximizes joint BD profit.

6.1 Model assumptions

We impose restrictions on the number of client states and the quantity of the security to ensure the smart-contract has polynomial-time complexity.²¹

Client states

We apply the smart-contract in a setting of asymmetric information. Each BD observes its client state, but does not observe the state of the other BD 's client, e.g. BD_{rm} observes $\theta_{s,rm}$ and does not observe $\theta_{s',mm}$. Relatedly, neither BD observes the schedule of its counterparty's client, e.g. BD_{rm} does not observe $D_{mm, \theta_{mm}}$. Moreover, we do not require common knowledge of the distribution of client states. The only information assumptions that we make are the following.

²¹ An algorithm has polynomial time complexity if its worst-case running time is bounded by a polynomial function of the input size. Polynomial-time algorithms are considered feasible to implement on non-quantum computers.

- There are a finite number S of client states.²²
- The realization of client states $(\theta_{s,rm}, \theta_{s',mm})$ occurs before the commencement of the smart-contract protocol and is observed exclusively by its BD .
- Each BD knows, for each counterparty's client state, the counterparty's client demand or supply schedule $S_{rm,\theta_{rm}}$ and $D_{mm,\theta_{mm}}$.²³

Values of T

There are a finite number n units of the traded security T .²⁴

Electronic messaging and algorithmic operation

The smart-contract protocol is designed to facilitate trade in an advanced financial market such as the UST repo market where the process of arriving at final contracts must be carried out in a short time interval; seconds at most. To meet this time restriction, the smart-contract must connect with agents via electronic transmission of contracts and commitments and implement its algorithm on an electronic computer (i.e. without human intervention).

Enforcement of contracts

We assume that legal commitments made by agents are perfectly enforced. This eliminates a perverse equilibrium where irrational beliefs cause an agent to violate the protocol.²⁵

6.2 Smart-contract protocol

The smart-contract protocol works in the following sequential order.

1. Agents commit to protocol steps 2 - 5.
 - ▷ Each agent sends its commitment to the smart-contract, which verifies compliance. The smart-contract messages the agents that they can proceed to step 2.

²²This is for convenience. Each client can have a unique number of states.

²³This assumption can be relaxed even further. When a risk neutral BD knows only the distribution of its counterparty's client schedule for each client state, it treats the mean of the distribution as a certainty-equivalent. This may arise e.g. if a distribution of client states, represented as a univariate variable, is partitioned into N discrete segments.

²⁴This restriction automatically obtains in the UST repo market, where Treasuries are auctioned in indivisible units of \$100 <https://treasurydirect.gov/help-center/marketable-faqs/>.

²⁵An alternative formulation of the smart-contract would have each agent post a deposit this is forfeited if it fails to comply. The deposit would replace legal enforcement as the incentive to comply with the protocol. This alternative might be attractive when the smart-contract operates on a public blockchain.

2. In the first leg, each client- broker-dealer pair agrees to a schedule $\{r_i, T_i\}_{i=1}^N$ repo-rate: security pairs it is willing to trade, one for each of the N values of T (the "client schedule").²⁶
 - ▷ Each BD sends the smart-contract its client schedule, signed by itself and its client.
3. The smart-contract selects one BD (the "proposer") to propose a schedule (the "inter-dealer schedule"). Suppose WLOG the proposer is BD_{mm} . The schedule is $\{r_{s,mm}, T_s\}_{s=1}^S$, where $r_{s,mm}$ is BD_{mm} 's s^{th} client repo rate.
 - ▷ The proposer, BD_{mm} , sends the inter-dealer schedule to the smart-contract. The smart-contract sends the schedule to BD_{rm} (the "chooser").
4. BD_{rm} selects a pair, $\{r_{mm}^*, T^*\}$, from the inter-dealer schedule.
 - ▷ BD_{rm} sends its selected inter-dealer pair to the smart-contract.
5. The contract between each client and its BD automatically fixes at the indicated pair from each client schedule, (r_{rm}^*, T^*) and (r_{mm}^*, T^*) respectively. The inter-dealer trade pair is fixed at $(\frac{1}{2}[r_{rm}^* + r_{mm}^*], T^*)$
 - ▷ The smart-contract messages the contract terms to each agent.

If the smart-contract verification fails at Steps 3 or 4, the process is aborted, and the BD that failed to carry out its required task is deemed to be in default. The flow of messages in the protocol is displayed in Figure 8.

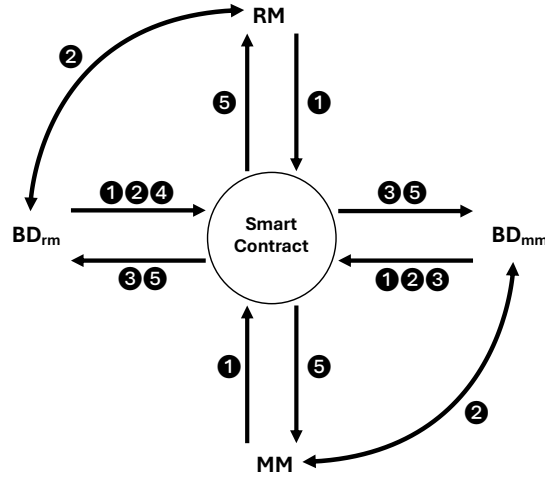


Figure 8: Smart Contract Messaging Protocol

²⁶We make no assumption about whether clients report trade preferences strategically. Our concept of BD joint profit maximization is relative to the negotiated client schedules.

6.3 Smart-contract incentives

The smart-contract resolves the multiple equilibrium by enforcing a sequential offer and acceptance protocol. The intuition behind smart-contract selection of the BD joint profit maximization equilibrium is that the proposer will offer a schedule of T that achieves joint profit maximization for each possible counterparty client state, given its own client's state, and the chooser will select the T^* that maximizes joint profit for the realization of its client state. The incentive arises from the fact that each BD 's profit is maximized at the joint profit maximization trade.

The clients and BD pre-commit to follow the steps in order to prevent defection from any agent. Each BD requires assurance that its client will not renegotiate after T^* is chosen. A client could otherwise hold-up its BD ; e.g. RM could refuse to supply T^* unless BD_{rm} reduced its borrowing cost r_{rm} . The threat of renegotiation can reduce the amount of T that BD_{rm} is willing to commit to trade with BD_{mm} and knowledge of this possibility could alter the schedule offered by BD_{mm} , and so forth. To enforce sequential commitments, the smart-contract requires that agents send to it the contracts required at each step. In the above example, BD_{mm} will be assured by the smart-contract that BD_{rm} and its client are committed to a schedule.

6.4 Cryptographic and blockchain implementation of the smart-contract

Two trust assurances are required for agents to agree to participate in the smart-contract. The first is trust that the smart-contract correctly executes its algorithm. The second is trust that the repo rate and trade volume data transmitted to and from the smart-contract does not leak, so that other parties cannot front-run trades or otherwise exploit the information. Additionally, we want to use methods that protect data from an attack by a quantum computer ("post-quantum" security). Here we provide an brief overview of selected cryptographic libraries that can implement these goals.

Privacy of smart-contract computations Leakage of the smart-contract computations can be prevented and post-quantum security attained by using fully homomorphic encryption ("FHE"), which involves computation on ciphertext. There are a number of FHE libraries that can be used to implement the smart-contract.²⁷ A useful FHE method to implement the smart-contract is the Zama TKMS (Zama TKMS 2205 [20]). Zama TKMS has two features that are crucial for the smart-contract protocol. One feature is that it allows control over the distribution of the secret key. This enables distribution of a secret key to the agent who is entitled to view the output at each step. This achieves selective privacy. At commencement of the protocol (Step 1) the addresses of the agents who are entitled to The second useful feature of ZAMA TKMS is that it operates a smart contract that is appended to a blockchain (see below). An alternative is to have the smart-contract computation performed in a trusted execution environment enclave of a GPU or CPU ("TEE"). Encrypted

²⁷Vinod Vaikuntanathan at MIT maintains a website with, inter alia, references to FHE papers and libraries [17].

data is sent to the TEE where it is decrypted, computed and re-encrypted. Privacy is ensured by the hardware that is used and the distribution of secret keys to decrypt the TEE output²⁸.

Verification of smart-contract computations Correctness of the smart-contract computation without leakage of information is attained when the computations can be observed by the agents. Zama TKMS operates on the Ethereum blockchain, which makes it possible to observe the sequence of computations. An observer can validate that the smart-contract is passing correct schedules between agents and that agents are complying - without disclosing the underlying data. For example, an observer of the blockchain can verify that the $encrypt(T^*)$ chosen by BD_{rm} at Step 4 is the same $encrypt(T^*)$ in all final trade schedules in Step 5.²⁹

Security of messages Messages are protected by encrypting data. With Zama, agents encrypt the data using the Zama FHE method and all subsequent computations and messages are modifications of the initial ciphertext. For TEE one low overhead post-quantum method to secure channels of communication between agents is PQ - Connect ([12]). The method is implemented by downloading and installing the software. Two servers – in our case the ag and the smart-contract– recognize if the other has installed PQ-Connect. After verification, messages sent between servers are automatically encrypted by the sending server and decrypted by the receiving server. These methods prevents leakage of the schedules that are transmitted in Steps 2 - 5.

6.5 Proof that the smart contract achieves joint profit maximization

Proposition 6.1 (Joint BD Profit Maximizing Smart Contract). *When agents comply with the smart-contract protocol (i) there exists an equilibrium that achieves joint BD profit maximization and (ii) all equilibria achieve BD joint profit maximization.*

Proof. We proceed by first proving that joint profit maximization is an equilibrium and then proving that it is the unique equilibrium. A key point is that the smart-contract computes the inter-dealer repo rate in Equation 1 $r_{bd} = \frac{1}{2}(r_{rm} + r_{mm})$. WOLG we make BD_{mm} the proposer and BD_{rm} the chooser.

Existence Proposition 4.1 implies that, for each joint realization of client states $(\theta_{s,rm}, \theta_{s',mm})$ there is at least one client repo rate pair $(r_{s,rm}, r_{s',mm})$ that achieves joint profit maximization, to which there is associated a trade volume T . This implies the possibly one to many mapping $jpm : \theta_{s,rm}, \theta_{s',mm} \rightarrow \{r_{rm}, r_{mm}, T\}$.³⁰ BD_{mm} observes its own client state $\theta_{s',mm}$ and can compute the set of its own client pairs $\{r_{mm}, T\}$ that is associated with joint profit maximization for each of BD_{rm} 's client's states $\{\theta_{s,rm}\}_{s=1}^S$. At Step 4, it is a dominant strategy for BD_{rm} to choose an inter-dealer pair that induces its maximum profit (since neither BD_{mm} or its client MM can renege). Therefore, since joint profit maximization and profit maximization for each BD correspond, it is a dominant strategy for BD_{mm} to propose an inter-dealer

²⁸For an overview of TEE see Li et.al. [9]

²⁹Aronoff et.al. [?] evaluate FHE smart-contracts on blockchain.

³⁰We did not prove uniqueness of joint profit maximization in Section 4

schedule composed of $\{r_{mm}, T\}$ pairs that correspond to joint profit maximization for each RM client state $\theta_{s,rm}$. This proves the existence of a joint profit maximization equilibrium.

Uniqueness We prove by contradiction. Suppose there is an equilibrium where BD_{mm} proposes an inter-dealer schedule that does not contain the $\{r_{mm}, T\}$ pair that corresponds to joint profit maximization for some RM state s (the "claimed equilibrium"). This means joint profit maximization cannot be achieved in state $\theta_{s,rm}$. BD_{mm} can increase its profit in state $\theta_{s,rm}$ by deviating and including the $\{r_{mm}, T\}$ pair that corresponds to joint profit maximization for state $\theta_{s,rm}$. Therefore, the claimed equilibrium is not an equilibrium. It follows that only joint profit maximization is an equilibrium. Note, as explained in Section 4, there may be more than one $\{r_{mm}, T\}$ pair that corresponds to joint profit maximization in state $\theta_{s,rm}$. \square

The remaining question pertains to the motivation for an agent to participate in the smart-contract protocol. It is clear that both BD 's will elect to participate - since the protocol ensures they maximize profit.³¹ We state this result in the following Corollary.

Corollary 6.1.1. *Agents will elect to participate in the smart-contract.*

7 Conclusion

We constructed a model of strategic interactions between broker-dealers in intermediated markets that results in multiple equilibria, potentially hindering optimal trade and reducing overall market efficiency. These issues, primarily driven by coordination problems and informational frictions, underscore a challenge inherent in intermediated financial markets. To address these challenges, we designed a smart-contract that achieves joint broker-dealer profit maximization even under conditions of asymmetric information. By utilizing cryptographic tools alongside a structured, sequential approach to information disclosure and contract execution, the proposed smart-contract not only ensures privacy and commitment but also effectively eliminates trust-related concerns.

This paper contributes to the understanding of how cryptographic and smart-contract technologies can be integrated into market designs to overcome obstacles of trust and coordination. Our application optimized the outcome of a 2-player game between broker-dealers for those players. An avenue of future research is to incorporate client welfare into the objective and to possibly expand strategic interaction beyond 2 players.

³¹This assumes the inter-dealer repo rate is formed in accordance with the model of Section 2 whether or not agents participate in the smart-contract.

References

- [1] Daniel Aronoff. Essays on Incentive Designs to Improve Market Performance. PhD thesis, Massachusetts Institute of Technology, Cambridge, MA, 2024. Chapter 1: Coordination Problems, Leverage Constraints and Smart Contract Solutions for the Repo Market, co-authored with Robert M. Townsend.
- [2] Daniel Aronoff, Adithya Bhat, Panagiotis Chatzigiannis, Mohsen Minaei, Srinivasan Raghuraman, Robert M. Townsend, and Nicolas Xuan-Yi Zhang. SoK: Fully-homomorphic encryption in smart contracts. Cryptology ePrint Archive, Paper 2025/527, 2025.
- [3] Lin William Cong and Zhiguo He. Blockchain disruption and smart contracts. Review of Financial Studies, 32(5):1754–1797, 2019.
- [4] Sebastian Infante, Charles Press, and Jacob Strauss. The ins and outs of collateral re-use. Technical report, Board of Governors of the Federal Reserve System, December 2018.
- [5] R. Jay Kahn and Luke M. Olson. Who participates in cleared repo? Technical report, Office of Financial Research, US Department of the Treasury, July 2021.
- [6] Manfred Kerber, Christoph Lange, and Colin Rowat. An introduction to mechanized reasoning. Mathematical Economics, 66:26–39, 2016.
- [7] David M. Kreps, Paul Milgrom, John Roberts, and Robert Wilson. Rational cooperation in the finitely repeated prisoners’ dilemma. Journal of Economic Theory, 27(2):245–252, 1982.
- [8] Finn E. Kydland and Edward C. Prescott. Rules rather than discretion: The inconsistency of optimal plans. Journal of Political Economy, 85(3):473–491, 1977.
- [9] Mengyuan Li, Yuheng Yang, Guoxing Chen, Mengjia Yan, and Yinqian Zhang. Sok: Understanding design choices and pitfalls of trusted execution environments. In Proceedings of the 19th ACM Asia Conference on Computer and Communications Security, ASIA CCS ’24, page 1600–1616, New York, NY, USA, 2024. Association for Computing Machinery.
- [10] Zoltan Pozsar. Institutional cash pools and the triffin dilemma of the us banking system. IMF Working Paper WP/11/190, International Monetary Fund, August 2011.
- [11] Zoltan Pozsar. Shadow banking: The money view. Technical report, Office of Financial Research, U.S. Department of the Treasury, July 2014.
- [12] PQConnect Project. Pqconnect: Post-quantum cryptography library and tools. <https://www.pqconnect.net/index.html>, 2024. Accessed: 2024-06-24.

- [13] W. Rudin. Principles of Mathematical Analysis. International series in pure and applied mathematics. McGraw-Hill, 1976.
- [14] Herbert E. Scarf and Terje Hansen. The Computation of Economic Equilibria. Number 24 in Cowles Foundation Monograph. Yale University Press, New Haven, CT, 1973.
- [15] Thomas C. Schelling. An essay on bargaining. American Economic Review, 46(3):281–306, 1956.
- [16] Robert M. Townsend and Nicolas X. Zhang. Technologies that replace a central planner. AEA Papers and Proceedings, 113:257–62, May 2023.
- [17] Vinod Vaikuntanathan. Fhe cryptographic references. <https://people.csail.mit.edu/vinodv/FHE/FHE-refs.html>, 2024. Accessed: 2024-06-24.
- [18] Kumaraswamy Vela Velupillai. Computable Economics: An Introduction to Recursive Computational Models. Oxford University Press, Oxford, UK, 2000.
- [19] Kevin Werbach and Nicolas Cornell. Contracts ex machina. Duke Law Journal, 67(2):313–382, 2017.
- [20] Zama. Introducing zama threshold key management system (tkms). <https://www.zama.ai/post/introducing-zama-threshold-key-management-system-tkms>, 2024. Accessed: 2024-06-24.

A Funding Liquidity

It is remarked by market participants that a feature of the relationship formed between a broker-dealer and its client is that the broker-dealer will guarantee to transact a certain volume. Our model can be extended to the case where a broker-dealer commits to trade a fixed volume with its client in certain client states. Funding commitments induce a feasible trade surface of client repo rates that can result in excess inventories. In this appendix, we prove that the main results of the analysis in the text continue to hold for the case of funding liquidity. Section A.1 proves the existence and uniqueness of equilibrium. Section A.2 modifies the smart contract protocol in Section 6.2 to include the case where BD 's make funding commitments to their clients.

A.1 Funding liquidity equilibrium

We prove that there is a unique equilibrium when a broker-dealer makes a funding commitment to its client.

Proposition A.1 (Existence of Equilibrium with Client Funding Commitments). *There is at least one equilibrium inter-dealer repo rate pair when a broker-dealer commits to trade a minimum volume of financial asset with its client.*

Proof. **Existence of Equilibrium**

There are three cases to consider. In the first case, each BD makes a funding commitment to its client and both client repo rates are fixed. If $r_{rm}^{fc} \geq r_{mm}^{fc}$ inter-dealer trade is profitable up to the minimum volume of the two client trades. Otherwise, inter-dealer trade is not profitable and will not occur. In the remaining two cases one of the BD 's makes a funding commitment and fixes its client repo rate, which implies there is no strategic interaction. The other BD chooses a the client repo rate that maximizes its profit.

BD_{rm} makes a funding commitment. In case the feasible transaction interval is the segment of the horizontal line extending from r_{rm}^{fc} on the vertical axis of Figure 9 to its intersection with the vertical line extending from r_{rm}^{fc} on the horizontal axis (the " RM funding commitment transaction interval"). This reflects that the MM client repo rate must be below r_{rm}^{fc} for inter-dealer trade to be profitable.

BD_{mm} makes a funding commitment. In case the feasible transaction interval is the segment of the vertical line extending from r_{mm}^{fc} on the horizontal axis of Figure 9 that is above r_{mm}^{fc} on the vertical axis, bounded above by r_b (the " MM funding commitment transaction interval"). This reflects that the RM client repo rate must be above r_{mm}^{fc} for inter-dealer trade to be profitable.

Uniqueness of Equilibrium The convexity assumptions on S_{rm} and D_{mm} ensure there is a single repo rate that maximizes profit in each case, as explained in Section 2 □

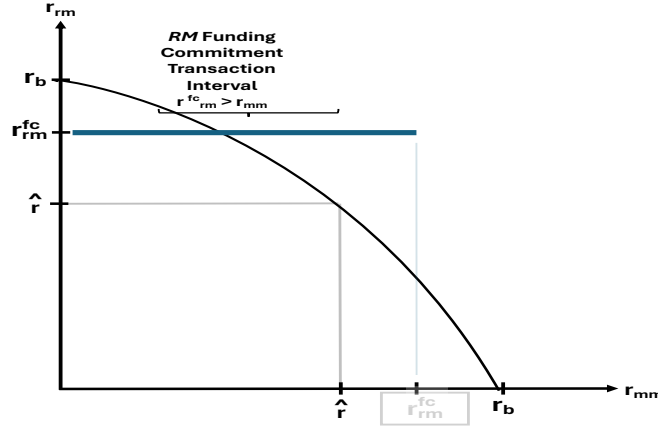


Figure 9: Funding Liquidity BD_{rm} lock

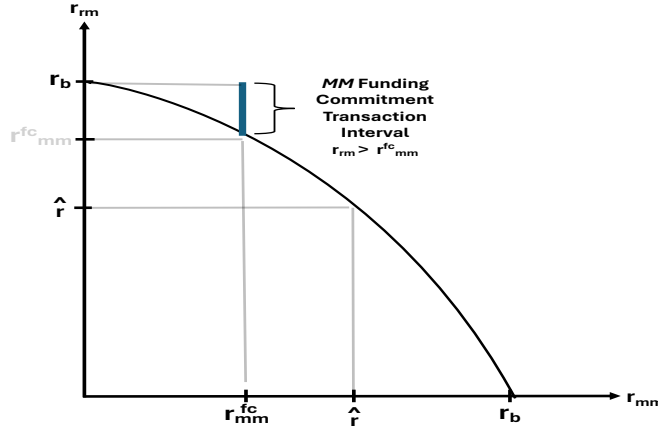


Figure 10: Funding Liquidity BD_{mm} lock

A key takeaway from Proposition A.1 is that a broker-dealer may carry excess inventories in equilibrium due to a commitment to provide funding liquidity to its client. In the case of a commitment to RM , BD_{rm} will carry excess inventories if r_{mm} lies to the left of the intersection of the RM funding commitment interval with the balance transaction surface. In the case of a commitment to MM , BD_{mm} will carry excess inventories if r_{rm} lies below the intersection of the MM funding commitment interval with the balance transaction surface.

A.2 Smart contract modification for funding liquidity

The smart contract in Section 6.2 applies in the case of funding liquidity with the following modifications.

- *Step 2* A client schedule that involves a funding commitment consists of a fixed repo rate, trade volume pair and is identified as such.
- *Step 3* In its message to BD_{rm} , the smart-contract identifies those pairs $(r_{s,mm}, T_s)$ from the proposer's inter-dealer schedule that represent a funding commitment T_s (the "proposer funding pairs").
- *Step 4* When BD_{rm} selects a proposer funding pair, it can elect to trade less than T^* with BD_{mm} ; call it T^{**} .
- *Step 5* BD_{rm} 's client trade pair is $(r_{mm}^/, T^/)$, which reflects either (i) BD_{rm} 's profit maximizing choice, given BD_{mm} 's funding commitment or (ii) BD_{rm} 's funding commitment.
- *Step 6* The contract between each client and its BD automatically fixes at the indicated pair from each client schedule. The inter-dealer trade pair is fixed at $(\frac{1}{2}[r_{rm}^/ + r_{mm}^*], T^{**})$.

It is left as an exercise for the reader to verify that Proposition 6.1 and Corollary 6.1.1 continue to hold for the modified smart-contract.

B Proof of Existence of Joint Profit Maximization Equilibrium

Proof. Consider the interval $[0, T_{max}]$ of transaction volumes. To prove existence we establish that f is greater than zero at the left endpoint of the interval and less than zero at the right endpoint of the interval.

$$f(T_{max}) = T \left\{ \frac{dS^{-1}(T_{max})}{dT} - \frac{dD^{-1}(T_{max})}{dT} \right\} < 0 \text{ since, by assumption, the price spread} = 0 \text{ at } T_{max}.$$

$$f(0) = S^{-1}(0) - D^{-1}(0) = r_{BD} > 0, \text{ since the slope divergence} = 0 \text{ when } T = 0.$$

It follows from the continuity of f that there is at least one $T^* \in [0, T_{max}]$ at which $f(T^*) = 0$ ³². This proves existence. \square

C Proof of Equilibrium Under Asymmetric Information

In this appendix we prove the existence of multiple equilibria in the case where each BD chooses its price *after* observing the state to its client demand function. An asymmetric equilibrium is defined as follows.

Definition C.1 (Equilibrium under Asymmetric Information). .

In a model where each BD sets its price after observing its own client state, but not its counterparty's client state, and the distribution of clients states is common knowledge, a pair of strategies S_1, S_2 is an equilibrium if the following obtains;

³²Rudin (1976) [13] Theorem 4.23, p.93.

$S_1 : \theta_{mm} \implies r_{mm}, \text{ and}$

$S_2 : \theta_{rm} \implies r_{rm}$

such that S_1 and S_2 are Bayesian Nash equilibrium strategies.

We assume the support for BD states are intervals over positive values $\theta_{mm} \in [\underline{\theta}_B, \bar{\theta}_B]$ and $\theta_{rm} \in [\underline{\theta}_S, \bar{\theta}_S]$. We present a constructive proof that maps a perfect information equilibrium price pair into an asymmetric equilibrium strategy. First, select an equilibrium price pair conditioned on the minimal state terms $\{\underline{\theta}_B, \underline{\theta}_S\}$. Next, identify the inventory volume T implied by this volume. The claim is that T is an equilibrium repo volume and the repo rates necessary to induce T - for any realization of states - are equilibrium strategies under asymmetric information.

The intuition for the proof of equilibrium is as follows. Take BD_{rm} . Suppose MM 's state is $\theta_{mm} > \underline{\theta}_B$. BD_{rm} will not increase its inventory in an equilibrium where BD_{mm} is carrying T into the inter-dealer market. The remaining question is whether BD_{rm} would reduce its inventory below T . For this to occur there must be at least one possible outcome of the proposed strategy in which the price that induces MM to demand T under perfect information is above (to the right of) BD_{rm} 's problem. We know that, at state $\underline{\theta}_B$ the price is weakly below (to the left of) the peak of BD_{rm} 's unconstrained problem. Any increase in state value, which increases MM demand at any price, requires that BD_{rm} reduce its price to induce T . This moves r_{mm} further to the left of BD_{rm} 's initial peak. Moreover, an increase in r_{rm} , which is required for BD_{mm} to induce T for any realization of θ_{rm} above its minimum, will push the peak of BD_{rm} 's unconstrained problem to the right (as demonstrated by the notional complimentary proposition). So far, so good. However, as we demonstrate below, an increase in θ_{mm} shifts the peak of BD_{rm} 's problem to the left. Thus, in order for our proposed strategy to be an equilibrium, we must show that the r_{mm} required to induce T is always weakly less than the peak of BD_{rm} 's problem. In that case, under perfect information, if BD_{rm} observed r_{rm} it would set a price that induced T for any price chosen by BD_{mm} that induces T .

This implies that BD_{rm} will not deviate from its strategy of carrying T inventories. BD_{rm} does not need to observe r_{rm} because it would choose its strategy no matter what values of r_{rm} occur (if it knew them) in this asymmetric equilibrium. By an analogous argument, we prove that BD_{mm} will not deviate.

To prove there is a multiplicity of equilibrium strategies, note that, for the state pair $\{\underline{\theta}_B, \underline{\theta}_S\}$, we have proven there are multiple perfect knowledge equilibrium price pairs. Since $D(r_{mm}, \underline{\theta}_B)$ is a monotonic function, each equilibrium price pair corresponds to a unique inventory volume T . Therefore, there are multiple strategies, centered on T that can be equilibria under asymmetric information.

A sufficient condition for our proposed strategy to be an equilibrium is that (i) an increase in θ_{mm} induces a leftward movement of r_{mm} that is weakly greater than the leftward movement of r_{mm}^A and (ii) an increase in θ_{rm} induces a rightward movement of r_{rm} that is weakly greater than the rightward movement of r_{rm}^A .

C.1 Economic Intuition

For BD_{rm} an increase in θ_{mm} implies increased MM demand for T at any price. Thus, in order to hold T constant, the price must be reduced. However, in determining its unconstrained maximum, BD_{rm} balances the increased profit from lowering its borrowing rate r_{mm} against the gain from increasing the volume of trade. This tension is reflected in the profit function $\frac{1}{2}(r_{rm} - r_{mm})^+ D(r_{mm}, \theta_{mm})$. The spread term pushes BD_i to lower its borrowing cost, while the demand function pushes it to increase volume, which requires increasing its borrowing cost. Balancing these opposing forces will cause it to make a less than full adjustment and choose a somewhat higher borrowing cost in exchange for a larger trade volume. As a result, the unconstrained maximum price r_{mm}^A will shift downward by a lesser amount than what is required to hold T constant.

An analogous argument rationalization applies to the BD_{mm} adjustment.

C.2 Effect of own client θ on the BD Problems Under Perfect Knowledge

Proposition C.1 (Client states on BD Problems). *In the unconstrained BD problems, an increase in θ_{mm} reduces the solution to BD_{rm} 's problem (i.e. shifts r_{mm}^A to the left). An increase in θ_{rm} increases the solution to BD_{mm} 's problem (i.e. shifts r_{rm}^A to the right).*

Proof. We first prove the proposition for BD_{rm} 's problem.

The MM demand function is ³³ $D(r_{mm}, \theta_{mm}; r_D, \bar{M}) = T = \frac{1}{r_D} [1 + \bar{M}\theta_{mm}] - \frac{1}{r_{mm}}$, where $\frac{dD}{dr_{mm}} = \frac{1}{(r_{mm})^2}$ and $\frac{dD}{d\theta_{mm}} = \frac{\bar{M}}{r_D}$. The FOC of BD_{rm} 's problem is

$$f_1(r_{mm}; r_{rm}, \theta_{mm}) = (r_{rm} - r_{mm})^+ \frac{dD}{dr_{mm}} - D(r_{mm}, \theta_{mm}) = 0,$$

which evaluates to $(r_{rm} - r_{mm})^+ \frac{1}{(r_{mm})^2} - \frac{1}{r_D} [1 + \bar{M}\theta_{mm}] + \frac{1}{r_{mm}} = 0$.

By the Implicit Function Theorem we obtain

$$\frac{dr_{mm}^A}{d\theta_{mm}} = \frac{-\frac{\partial f_1}{\partial \theta_{mm}}}{\frac{\partial f_1}{\partial r_{mm}}} = -\frac{-\frac{\bar{M}}{r_D}}{-2(r_{rm} - r_{mm})^+ \frac{1}{(r_{mm})^3} - \frac{2}{(r_{mm})^2}} = -\frac{\frac{\bar{M}}{r_D}}{\frac{2\bar{p}_s}{(r_{mm})^3}} = -\frac{\bar{M}(r_{mm})^3}{2r_D r_{mm}} < 0.$$

Therefore $\uparrow \theta_{mm} \implies \downarrow r_{mm}^A$.

We next prove the proposition for BD_{mm} problem. The RM supply function is $S(r_{rm}, \theta_{rm}; r_{mm}) = T = (\frac{\theta_{rm}}{r_{rm}} - 1)$ ³⁴

where $\frac{\partial S}{\partial r_{rm}} = -\frac{\theta_{rm}}{(r_{rm})^2}$ and $\frac{\partial S}{\partial \theta_{rm}} = \frac{1}{r_{rm}}$. The FOC of BD_{mm} 's problem is

³³We normalize $p_T = 1$.

³⁴The support of repo rates is $[0, r_{mm}]$, so r_{mm} does not appear in BD_{mm} 's supply function.

$$f_2(r_{rm}; r_{mm}, \theta_{rm}) = (r_{rm} - r_{mm})^+ \frac{\partial S}{\partial \theta_{rm}} + S(r_{mm}, \theta_{rm}) = 0, \text{ which evaluates to } -(r_{rm} - r_{mm})^+ \frac{\theta_{rm}}{(r_{rm})^2} + \frac{\theta_{rm}}{r_{rm}} - 1 = 0.$$

By the Implicit Function Theorem we obtain

$$\frac{dr_{rm}^A}{d\theta_{rm}} = \frac{-\frac{\partial f_2}{\partial \theta_{rm}}}{\frac{\partial f_2}{\partial r_{rm}}} = -\frac{\frac{r_{mm}}{(r_{rm})^2}}{\frac{\theta_{rm}}{(r_{rm})^2} \left[\frac{2(r_{rm} - r_{mm})}{r_{rm}} - 2 \right]} = \frac{\frac{r_{mm}}{\theta_{rm}}}{2 \left[1 - \frac{(r_{rm} - r_{mm})}{r_{rm}} \right]} = \frac{r_{rm}}{2\theta_{rm}} > 0.$$

For the sign of the denominator to be negative, the expression inside the bracket evaluates to $r_{rm} - r_{mm} < r_{rm}$, which is true by definition.

Therefore $\uparrow \theta_{rm} \implies \uparrow r_{mm}^A$. □

Proposition C.2 (Client states on Demand/Supply Functions). *An increase in θ_{mm} reduces the r_{mm} required to induce MM demand $M = T$. An increase in θ_{rm} increases the r_{rm} required to induce RM supply of T .*

Proof. We first prove the proposition for BD_{rm} .

The BD_{rm} client price required to induce $M = T$ is derived from $D(r_{mm}, \theta_{mm}) = \frac{1}{r_D} [1 + \overline{M}\theta_{mm}] - \frac{1}{r_{mm}} = T$. Rearranging terms yields $\hat{D} = \frac{1}{r_D} [1 + \overline{M}\theta_{mm}] - \frac{1}{r_{mm}} - T = 0$.

By the Implicit Function Theorem we obtain

$$\frac{dr_{B|D=T}}{d\theta_{mm}} = \frac{-\frac{\partial \hat{D}}{\partial \theta_{mm}}}{\frac{\partial \hat{D}}{\partial r_{mm}}} = -\frac{\frac{\overline{M}}{r_D}}{\frac{1}{(r_{mm})^2}} = -\frac{\overline{M}(r_{mm})^2}{r_D} < 0$$

Therefore $\uparrow \theta_{mm} \implies \downarrow p_{b|D=T}$

We next prove the proposition for BD_{mm} . The BD_{mm} client price required to induce T is derived from $S(r_{rm}, \theta_{rm}) = \frac{1}{b} \left[a - \frac{r_{rm}}{\theta_{rm}} \right]^{\frac{1}{2}} = T$. Rearranging terms yields $\hat{S} = \frac{1}{b} \left[a - \frac{r_{rm}}{\theta_{rm}} \right]^{\frac{1}{2}} - T = 0$

By the Implicit Function Theorem we obtain

$$\frac{dr_{S|S=T}}{d\theta_{rm}} = \frac{-\frac{\partial \hat{S}}{\partial \theta_{rm}}}{\frac{\partial \hat{S}}{\partial r_{rm}}} = -\frac{\frac{1}{2b} \left[a - \frac{r_{rm}}{\theta_{rm}} \right]^{-\frac{1}{2}} \frac{r_{rm}}{(\theta_{rm})^2}}{\frac{1}{2b} \left[a - \frac{r_{rm}}{\theta_{rm}} \right]^{-\frac{1}{2}} \left(-\frac{1}{\theta_{rm}} \right)} = \frac{-\frac{r_{rm}}{(\theta_{rm})^2}}{-\frac{1}{\theta_{rm}}} = \frac{r_{rm}}{\theta_{rm}} > 0$$

Therefore $\uparrow \theta_{rm} \implies \uparrow p_{s|S=T}$ □

We state a corollary that proves that, for a fixed inventory T , (i) an increase in θ_{mm} decreases BD_{rm} 's price by more than it decreases the peak to BD_{rm} 's problem and (ii) an increase in θ_{rm} increases BD_{mm} 's price by more than it increases the peak to BD_{mm} 's problem

Corollary C.2.1. *An increase in client states moves the price required to induce an inventory of T by weakly more than it moves the peak of the BD problem. specifically,*

- (i) $\left| \frac{dr_B|_{D=T}}{d\theta_{mm}} \right| \geq \left| \frac{dr_{mm}^A}{d\theta_{mm}} \right|$, and
(ii) $\frac{dr_S|_{S=T}}{d\theta_{rm}} \geq \frac{dr_{rm}^A}{d\theta_{rm}}$

Proof. We first prove (i).

$$\left| \frac{dp_b|_{D=T}}{d\theta_{mm}} \right| = \frac{\overline{M}(r_{mm})^2}{r_D} = W$$

$$\left| \frac{dr_{mm}^A}{d\theta_{mm}} \right| = \frac{\overline{M}(r_{mm})^3}{2r_D r_{rm}} = X$$

Multiplying X and Y by $\frac{p_D}{\overline{M}(r_{mm})^2}$ modifies the expressions to $W = 1$, $X = \frac{r_{mm}}{2p_s}$, which is less than 1, since by assumption $r_{mm} < r_{rm}$. Therefore, $W > X$, which proves (i).

We next prove (ii).

$$\frac{dp_s|_{S=T}}{d\theta_{rm}} = \frac{r_{rm}}{\theta_{rm}} = Y, \text{ and}$$

$$\frac{dr_{rm}^W}{d\theta_{rm}} = \frac{r_{rm}}{2\theta_{rm}} = Z$$

Multiplying Y and Z by $\frac{\theta_{rm}}{r_{rm}}$ modifies the expressions to $Y = 1$, $Z = \frac{1}{2}$, which proves (ii).

□

C.3 Proof of Multiple Equilibrium under Asymmetric Information

Theorem C.1 (Existence of Asymmetric Equilibrium Strategies). *There is an inventory T such that the strategies of setting repo rates to induce T is an equilibrium.*

$$S_1 : \theta_{mm} \implies r_{mm} \text{ such that } D_{r_{mm}, \theta_{mm}} = T$$

$$S_2 : \theta_{rm} \implies r_{rm} \text{ such that } S_{r_{rm}, \theta_{rm}} = T$$

Proof. We state an algorithm to find an equilibrium.

Initialize by setting the client states at their respective minimums.

choose $\theta_{mm} = \underline{\theta}_B$ and $\theta_{rm} = \underline{\theta}_S$

Select an equilibrium price pair. We proved the existence of such a pair in the equilibrium Theorem 3.1 under perfect information.

choose an equilibrium $\{r_{mm}, r_{rm}\}$

Denote by T the inventory induced by the price pair.

In the proof of the equilibrium Theorem 3.1 under perfect information, we demonstrated the mapping $\{r_{mm}, r_{rm}\} \implies T$ is 1:1.

Note that $r_{mm} \leq r_{mm}^A$ and $r_{rm} \geq r_{rm}^A$. We evaluate movements in the repo rates in response to increases in the state terms.

choose $\theta_{mm} > \underline{\theta}_b$ and $\theta_{rm} > \underline{\theta}_s$

First, consider the adjustment to BD_{rm} 's price and problem solution. Holding r_{rm} unchanged, $p_{b|D=T}$ is below the new peak of BD_{rm} 's problem r_{mm}^A . An increase in r_{rm} moves the peak further upward without moving $p_{b|D=T}$. Therefore $p_{b|D=T}$ is below the peak of BD_{rm} 's problem and is an optimal choice, conditional on BD_{mm} choosing inventory T .

Next, consider the adjustment to BD_{mm} 's price. Holding r_{mm} unchanged, Corollary C.2.1 $p_{s|S=T}$ is above the new peak of BD_{mm} 's problem r_{rm}^A . A decrease in r_{mm} moves the peak further downward without moving $p_{s|S=T}$. Therefore $p_{s|S=T}$ is above the peak of BD_{mm} 's problem and is an optimal choice, conditional on BD_{mm} choosing inventory T .

Note that the monotonicity of the expressions $\frac{dr_{B|D=T}}{d\theta_{mm}}$ and $\frac{dr_{S|S=T}}{d\theta_{rm}}$ demonstrated in the proof to Proposition C.2, imply that the maps from the initial repo rates to the rates that induce T after the change in state value, are 1:1.

Thus, the pair $\{p_{b|D=T}, p_{s|S=T}\}$, which is a function of each BD 's own client state, is a perfect knowledge constrained equilibrium for every realization of client states; i.e. they are the repo rates the BD 's would choose if they had perfect knowledge. It follows that the strategy of choosing the repo rates that induce inventory T for each client state is an equilibrium strategy for each BD .

□

Figure 11 tracks the movement of BD_{mm} price and unconstrained problem peak in the proof. The algorithm is initialized at the lower bound state $\underline{\theta}_B$ and the price pair $\{r_{mm}, r_{rm}\}$. The labels ① indicate the positions of r_{mm} (which induces the MM demand for T) and the peak of BD_{rm} 's problem, which is weakly to the right of the price. Labels ② indicates positions after the MM state is increased. Notably, the price declines by more than the peak. Finally, label ③ indicates the movement of the peak - to the right- after BD_{mm} increases r_{rm} to induce supply T in response to an increase in the RM state.

The interpretation of Figure 12, which tracks the movement of price and problem peak for BD_{rm} has a similar interpretation.

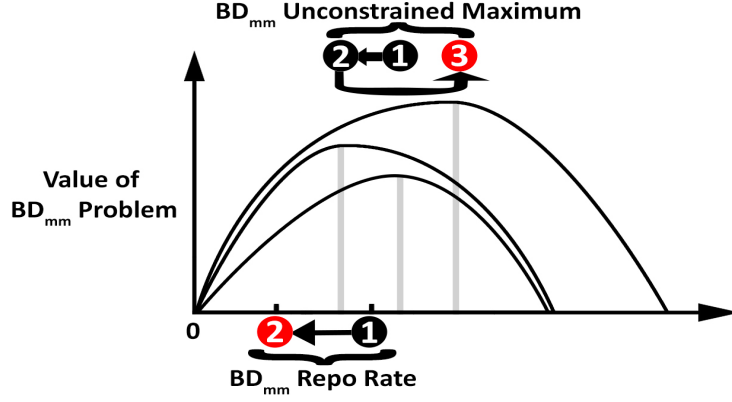


Figure 11: BD_{mm} Moves in Proof

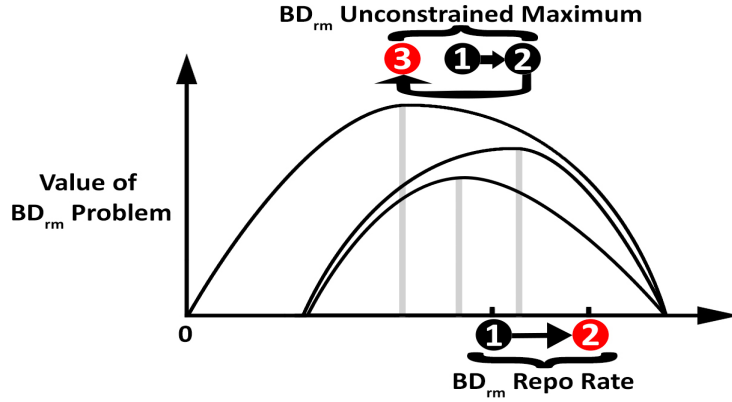


Figure 12: BD_{rm} Moves in Proof

Next, we show there is an infinite number of asymmetric equilibrium strategies.

Theorem C.2 (Multiplicity of Asymmetric Equilibrium Strategies). *There are multiple equilibrium strategies under asymmetric information involving inventory volumes of T , i.e. there are at least two values T and T' such that (i) $T \neq T'$ and (ii) there is an equilibrium in which each BD transacts T inventory with its client and there is another equilibrium in which each BD transacts T' inventory with its client.*

Proof. The multiplicity of equilibrium under perfect information established that, for any combination of states there are multiple equilibrium price pairs. The monotonicity of the client demand and supply functions ensure there is a unique T associated with each equilibrium pair.

Therefore, we can initialize the proof of existence of asymmetric equilibrium strategies Theorem with two distinct price pairs corresponding to two distinct values of T . Each initialization corresponds to a distinct strategy to set the price to induce its unique T . This proves there are multiple equilibrium strategies. \square

D Repo Borrower and Lender Trading Functions

In this section we provide motivation for the client objectives and then derive their demand and supply functions for T .

D.1 The Money Manager MM demand for T

A MM invests M as an agent for investors whom we call cash pools (" CP "s). A CP is an individual or entity acting in the capacity of allocating M that has been designated to be invested in safe, liquid assets such as insured bank accounts, commercial paper, short-term government debt and repo³⁵. An insured bank account is a safe asset and it is the most liquid because all purchases are made by transferring a commercial bank deposit. A T overnight repo ranks second in terms of safety and liquidity. the T is a safe asset; the overnight repayment minimizes interest rate risk; the repo lender can sell the T immediately upon counterparty default in the secondary market for T , which is highly liquid.

We model the CP 's investment problem assuming that it already holds the maximum amount of insured deposits. This simplification is justified by the observation that, in aggregate, CP 's hold bank deposits and CD 's above the maximum insured limit, which is the product of the per bank insured deposit limit and the number of bank.³⁶ We assume that, among the remaining assets, T repo is the only safe asset. We aggregate the remaining non- T repo investments into a single alternative denoted by D , which offers a (risky) return of r_D . Since we normalize the T collateral in a repo transaction to be risk-free, we can model the objective of the CP -which results in an allocation to specialized MM 's - as a quasi-linear function. The riskless T repo enters linearly and the risky alternative security enters as a concave function. An MM implements the CP asset allocation decision for T repo.³⁷

D.1.1 Derivation of MM 's treasury demand function

MM 's CP solves;³⁸

$$\begin{aligned} \operatorname{argmax}_{T^*, D^*} U(r_{mm} p_T T^*, r_D D^*) &= \underbrace{r_{mm} p_T T^*}_{\text{repo utility}} + \underbrace{\log(1 + r_D D^*)}_{\text{alt securities utility}} \\ &\text{subject to } p_T T^* + D^* = \bar{M}_i \theta_{mm} \quad (10) \end{aligned}$$

³⁵For a detailed examination of the motives and investment options faced by CP 's, see Pozsar [11].

³⁶See Pozsar [10].

³⁷The expression $r_{mm}^i p_T T$ in the utility function represents *rate of return* \times *investment*, where *rate of return* $= \frac{p_2^i - p_T}{p_T}$ and *investment* $= p_T T$.

³⁸The expression $r_{mm}^i p_T T$ in the utility function represents *rate of return* \times *investment*, where *rate of return* $= \frac{p_2^i - p_T}{p_T}$ and *investment* $= p_T T$.

The CP utility function is quasi-linear with linear utility in T and concave utility in the alternative asset D . Concavity implies that an incremental increase in holdings of D above some level increases utility by less than an incremental increase in holdings of T , even when the return offered on D , r_D , exceeds the return on T , r_{MM} . This reflects the risk aversion of the CP .

The CP 's problem is bounded by the restriction $p_T T^* + D^* = \bar{M}_i \theta_{mm}$, which is the total M it allocates between securities, multiplied by the shock $\theta_{mm} \sim f_{MM}$. Our goal is to derive MM 's demand for T (which implements its CP 's demand). We achieve this by substituting the constraint into the utility function and expressing D in terms of T . The CP 's problem becomes

$$\text{argmax}_{T^*} r_{mm} p_T T^* + \log(1 + r_D [\bar{M}_i \theta_{mm} - p_T T^*])$$

This yields MM 's demand function for treasury repo,

$$D_{r_{mm}} = T^* = \underbrace{\frac{1}{p_T} \left[\frac{1}{r_D} + \bar{M}_i \theta_{mm} \right]}_{\text{increasing in shock}} - \underbrace{\frac{1}{p_T r_{mm}}}_{\text{increasing in repo rate}} \quad (11)$$

$D_{r_{mm}}$ is a concave increasing function of r_{mm} .

³⁹ We refer to MM interchangeably as an individual or affiliated group.

D.2 The risk manager RM supply of T

A RM posts T as collateral in order to borrow M from a $BD_{r_{mm}}$ in a reverse-repo transaction. There are different types of RM , each of which may have different reasons to offer T collateral in order to borrow M .

One type of RM may hold T in its portfolio to satisfy regulatory obligations or other investment strategy objectives. In that case, the RM incurs a zero cost of providing T as collateral in a repo transaction. For example, pension funds and life insurers are required by regulations to hold primarily 'safe' assets in their portfolios, which results in sizable holdings of T .⁴⁰ The other significant type of RM are leveraged

³⁹One observation from industry participants is that an MM will at times make an allocation of M to repo which they expect its BD counterparties to intermediate. They also stated that they are not price sensitive (within a certain range). We can capture this in the MM demand function by multiplying the repo rate term by a scaler $\Omega \in (0, 1]$, which reduces the sensitivity of demand to the repo rate. We re-scale the MM demand function, equation 11 as

$$D_{r_{mm}} = T^* = \underbrace{\frac{1}{p_T} \left[\frac{1}{r_D} + \bar{M}_i \theta_{mm} \right]}_{\text{increasing in shock}} - \underbrace{\Omega \times \frac{1}{p_T r_{MM}}}_{\text{increasing in repo rate}} \quad (12)$$

The curvature properties of the demand function remain unchanged.

⁴⁰Defined benefit pension funds and Life insurers have nominally fixed actuarial obligations. The steep decline in interest rates on safe assets that has occurred over the past several decades has impaired their ability to meet future payout obligations. The reduction in solvency has prompted pension funds and life insurers to enter the repo market

investors, such as hedge funds, who borrow M to fund investments in securities and trading strategies. This RM type will sometimes acquire an inventory of T for use as collateral in repo transactions. To model the RM demand for T , we make the following assumptions.

An RM has the option to borrow M unsecured from a bank at the interest rate r_B ⁴¹. The option to borrow from a bank places a ceiling on the repo rate r_{rm} .

An RM has a concave production technology for its use of M . The production technology has decreasing returns to scale beyond some volume of M and is subject to a multiplicative shock $\theta_{rm} \sim f_{RM}$. RM must provide $\frac{M}{p_T}$ units of T as collateral in a repo trade to obtain M ⁴². If RM runs out of T it can obtain more by selling off other assets and purchasing T . However, in doing so, it incurs a transaction cost δ .

D.2.1 Derivation of RM 's treasury supply function

$$\operatorname{argmax}_{r_{RM}, M^*} \pi(M^*, p_T, \theta_{rm}) = M^* \theta_{rm} (a - \frac{b}{3} M^{*2}) - M^* r_{rm} - \delta(M^* - p_T \bar{T}) \{1 : M^* > p_T \bar{T}\} \quad (13)$$

$r_{rm} \leq r_B$ is an upper bound for repo rate charged to RM . \bar{T} is the initial amount of T in the RM 's portfolio. The right term represents the transaction cost incurred by RM if it borrows more than its initial holding of T collateral will support. For the case where the T constraint is not binding, this yields the RM treasury repo supply function

$$S_{rm} = T = \frac{M^*}{P_T} = \frac{1}{p_T} \frac{1}{b} \left[a - \frac{r_{rm}}{\theta_{rm}} \right]^{\frac{1}{2}} \quad (14)$$

S_{rm} is a concave decreasing function of r_{rm} ⁴³. We refer to RM interchangeably as an individual or affiliated group.

offering their T as collateral to borrow M short term. These institutions use the borrowed M to engage in trading strategies intended to boost returns. The short duration of repo borrowings enables those institutions to place the T back on balance sheet during periodic regulatory reporting dates. For a discussion of these matters, see Pozsar [11]

⁴¹The bank for a hedge fund could be facility provided by its Prime Broker BD_{rm} .

⁴²The computation of collateral derives from the expression $p_T T = M$, which obtains when the haircut = 0

⁴³It is possible to write an alternative formulation of the RM problem which retains a concave production function, but does not assume ultimately declining returns to scale and instead includes an increasing interest rate as the RM increases its borrowing. The alternative RM problem is

$$\pi(M^*, p_T, \theta_{rm}) = \log(1 + M^*) \theta_{rm} - M^{*2} r_{rm} - \delta(M^* - p_T \bar{T}) \{1 : M^* > p_T \bar{T}\} \quad (15)$$

A motivation for this formulation of the problem is that the risk of RM default increases with the volume of its borrowings. In order to compensate for the risk $BD_{2,j}$ increases the repo rate as repo volume increases. This formulation also induces a decreasing concave supply function.