

Trade Networks and the Rise of a Global Currency*

Tomoo Kikuchi and Lien Pham

Graduate School of Asia-Pacific Studies, Waseda University

June 7, 2025

Abstract

We develop a model of strategic competition between global currencies. Issuers choose their commitment levels for currency internationalization, while users—interconnected in a trade network—choose their usage of each currency for trade settlement. Our theoretical findings highlight not only the advantage of the status-quo issuer in maintaining dominance, but also the conditions under which an emerging issuer can attract users, potentially leading to a multi-currency payment system. The network centrality of users plays a key role in shaping both their currency choices and the strategic commitment levels of issuers. Our framework offers testable implications for the share of global currencies for trade settlement by linking the network structure, the strategy of issuers and the currency choice of users.

Keywords: global currency; trade network; US-China competition; subgame perfect equilibrium

JEL Classification: C7; D6; D8; F3; F4

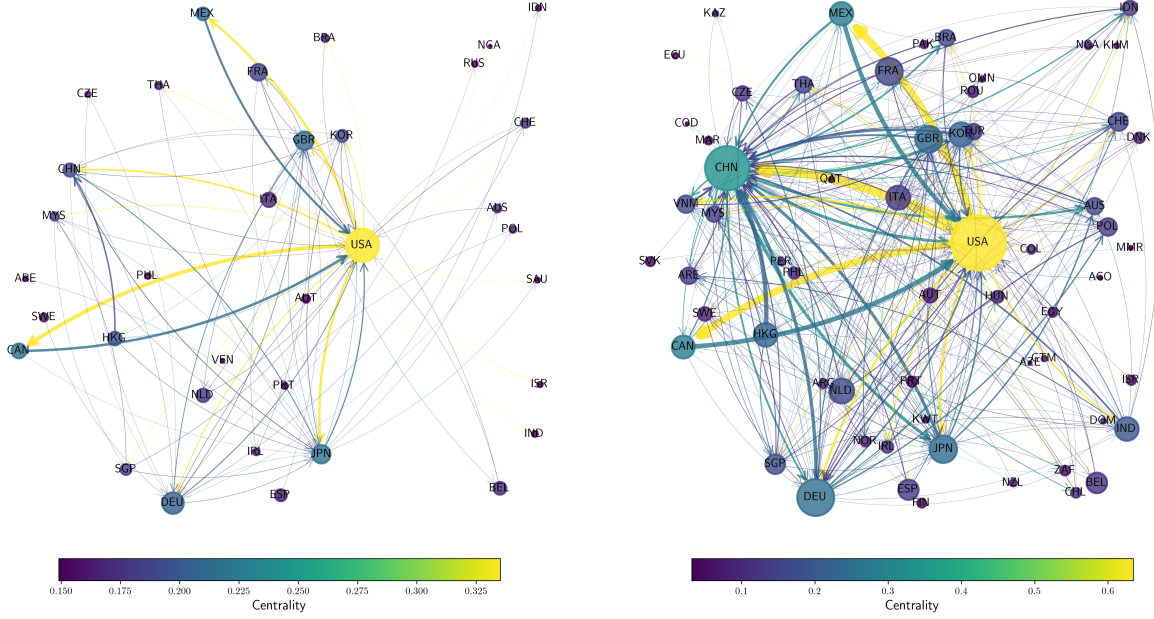
*We would like to thank our colleagues who gave us useful comments, in particular, Kozo Ueda, John Stachurski, and Hajime Tomura. This work was supported by JSPS KAKENHI Grant Number JP22H00849. Corresponding author: Lien Pham. Nishi-Waseda Bldg.7F, 1-21-1 Nishi-Waseda, Shinjuku-ku, Tokyo 169-0051 Japan, phamlien@ruri.waseda.jp

1 Introduction

Throughout history, global powers have typically risen in stages—first by expanding international trade, then by developing dominant financial centers, and finally by issuing the world’s leading reserve currency ([Dalio, 2021](#)). Today, the United States appears to be in the final stage of this cycle, while China is in the first phase. Since the end of World War II, the US dollar (USD) has been the dominant currency for international payments, invoicing, and foreign reserves, lowering borrowing costs and amplifying the US global influence. Meanwhile, China has surpassed the US in global trade share since 2013, raising questions about whether it could challenge the USD’s dominance. From this perspective, China’s next steps—liberalizing its capital account and strengthening its financial institutions—are critical to the future of the international monetary order. To support the international use of the renminbi (RMB), China has offered loans and aid to build infrastructure globally and facilitated trade settlement in RMB through initiatives such as the Belt and Road Initiative (BRI) and the Asian Infrastructure Investment Bank (AIIB), while also signing bilateral currency swap agreements. Yet, China has not fully committed to RMB internationalization. It maintains a relatively closed capital account, and many of its initiatives are regional or bilateral in scope—lacking the global scope of institutions built under the Bretton Woods system by the US (see [Gourinchas and Rey, 2007](#)). Consequently, despite China’s dominant trade share, the use of the RMB as a global payment currency remains remarkably limited. In 2023, only 3% of international trade was settled in RMB, less than one-tenth of 44% settled in USD.¹ This disparity underscores that a dominant trade volume does not necessarily translate into strong incentives to pursue currency internationalization, nor does it imply a dominant international currency.

This paper addresses two interrelated questions: why is the RMB’s share for trade settlement so low and why does China not commit more to RMB internationalization despite China’s trade dominance? To answer the questions, we focus on the role of currencies as a medium of exchange, following the observation of [Eichengreen \(2011\)](#) that currency internationalize has often started by encouraging the use in trade invoicing and settlement. We show that the positions of countries in the global trade network are key determinants for interdependence between the currency choice of users and the commitment levels of issuers.

¹Source: SWIFT.



(a) Trade payment network in 2000

(b) Trade payment network in 2022

Note: Data source: UN Comtrade. Trade among EU countries is excluded. Only bilateral trade with a value above 10 billion USD is plotted. Each node represents a country, with the node size proportional to total import volume. Directed links indicate payment flows, where a link from country i to country j represents payments made by i (the importer) to j (the exporter) for trade transactions. The thickness of links corresponds to payment volume (i.e., import value). The node colors reflect network centrality, with lighter colors indicating higher centrality. The trade volume is in trillion USD and Katz centrality is computed with $\lambda = 1$ for both years. The formula is introduced in Section 3.1.

Figure 1: Changes in the global trade network: 2000 and 2022

First, we show that an issuer's commitment level is endogenously shaped by the trade network structure, as the effectiveness of currency internationalization depends on the position of users with a strong currency preference in a trade network. The trade payment networks for 2000 and 2021 as shown in Figure 1 reveal that by 2021 China had become the second-largest importer, with its total payment volume growing 11 times compared to 2000 and its centrality increased 3.5 times, making it the second most influential country in the network in 2021. However, China's centrality increased at a much slower rate than its import volume, while the US retained the highest centrality, remaining the most critical country in the network. The high centrality of the US stems from 1) its imports from many countries, 2) its large bilateral import volumes, and 3) the high centralities of its important trading partners, meaning the US imports heavily from key importers who also import heavily from other key economies. The last factor is what China lacks relative to the US and explains the slower growth of centrality of China than its trade volume, which

leads to China's restrained commitment to RMB internationalization.² We conclude that China's commitment for RMB internationalization is insufficient to challenge the status of the USD for now as China expects the increase in the RMB usage by other countries to remain low, even when it raises its commitment level, because of China's low centrality relative to the US.

Second, we show that the centrality of countries in the global trade network is crucial for their currency adoption. The currency choice of users exhibits strategic complementarity—users prefer currencies widely accepted by their trading partners. Even if a key trading partner prefers a particular currency, it may not be optimal for a country's users to adopt it unless it is also usable for settling trade with other partners. Therefore, it is necessary to analyze the network-wide incentives rather than the bilateral ties alone to understand the currency choices. We conclude that the less central positions of China and its major trading partners in the global trade network than the US and its major trading partners result in lower adoptions of China's RMB than the USD.

We extend the network game framework introduced in [Ballester et al. \(2006\)](#), replacing the single-action choice with a multi-currency allocation problem.³ This network game is then integrated into a framework of strategic competition among currency issuers. This approach allows us to analyze the interaction between competing issuers and interconnected users. For instance, while the issuers can attract users by raising their commitment levels at a cost, the network structure can influence how each user responds to the commitment levels. Our model reveals four key findings. First, the status-quo currency issuer can maintain its monopoly even under symmetric conditions, i.e., when users face the same costs for settling trade with either currency. Second, greater trade integration strengthens this advantage by amplifying network spillovers. Third, the more central a country is in a trade network, the more concentrated its currency allocation is for trade settlement. Finally, the issuer of the currency preferred by central users commits more to currency internationalization and achieves greater adoption. Together these results suggest that deglobalization and the protectionist policies by the US are likely to weaken the first mover advantage of the US and lower its centrality in the global trade network, leading to a lower adoption of USD by other countries in the future.

²China's top importing partners include Australia, Brazil, Indonesia, Malaysia, Thailand, and Vietnam, whose import volumes are relatively low, and they do not import significantly from other key economies in the network.

³The framework with single-action choice has been applied to analyze various problems, including the crime networks ([Ballester et al., 2010](#)), peer effects in education ([Calvo-Armengol et al., 2009](#)), and financial interactions ([Acemoglu et al., 2015](#)).

Existing theoretical work often treats financial and institutional factors as exogenous (e.g., [Liu et al., 2019](#); [Siranova and Rocha, 2020](#)), whereas we consider them as strategies to attract currency users. Moreover, network externalities are often captured through models in which a currency’s value increases in the number of its users (e.g., [Vaubel, 1984](#); [Dowd and Greenaway, 1993](#); [Matsuyama et al., 1993](#); [Lagos and Wright, 2005](#); [Chahrour and Valchev, 2017](#)), without incorporating an explicit network structure. These approaches do not capture the fact that users may have different levels of influence on currency choices of others and behave differently depending on their network positions. [Kikuchi et al. \(2025\)](#) developed a game-theoretic model of two superpowers who provide club goods to compete strategically for their sphere of influence. While the model provides insights into superpower competition, it is not specifically suited for currency competition, as currency is generally non-excludable and thus should not be modeled as a club good. Moreover, the model does not have a network structure – a crucial factor for determining the currency choice.

Empirical studies have captured the role of network effects in determining the choices of currency by applying a logistic transformation to the currency share (e.g., [Chinn and Frankel, 2008](#); [Frankel, 2012](#); [Siranova and Rocha, 2020](#)), using the number of foreign quotations for the currency (e.g., [Flandreau and Jobst, 2009](#)), or including lagged currency shares as predictors (e.g., [Bobbà et al., 2007](#); [Lee, 2014](#); [Chițu et al., 2014](#)). These approaches reflect the idea that countries are more likely to adopt a currency that is already widely used. On the other hand, our framework provides a theoretical foundation for examining how a country’s position in the global trade network influences its choice of settlement currency. It also suggests that a country’s strategies for currency internationalization—such as financial institutional development and capital account openness—are shaped by its network position, alongside other factors like political partisanship, trade openness, and legal origin (e.g., [Quinn and Inclan, 1997](#); [Rajan and Zingales, 2003](#); [Porta et al., 1998](#); [Beck et al., 2003](#)).

The remainder of the paper is organized as follows. Section 2 introduces our model with two currencies. Section 3 explains the solution concepts. Section 4 presents the theoretical results. Section 5 extends the baseline framework to a finite T - currency setting. The proofs are relegated to Appendix.

2 A two-currency model

There are two currency issuers $\{a, b\}$. They issue currency a and currency b , respectively. Each issuer $p \in \{a, b\}$ sequentially decides whether to internationalize its currency and, if so, chooses a *commitment level* $e_p \in [0, 1]$. This commitment level can be interpreted as the efforts to manage an open capital account and establish or maintain institutions, swap lines and infrastructures that expands the market for the currency, thereby enhancing its liquidity. In this model, a is the first mover and b is the second mover.

There is a finite set of users $N = \{1, 2, 3, \dots, n\}$ ($n \geq 2$) interconnected in a weighted directed network. Each user i must settle m_i units of international transactions with the available currencies. Throughout this paper, we assume that each country has a representative user who decides on the currencies to settle its imports. In our model, it matters little whether the users decide the allocation of currencies to settle their imports or exports (see Section 3.1).

We assume that settling imports with an international currency incurs costs that fluctuate depending on the exchange rates. These costs are mitigated by two factors: the liquidity of the currency and the network externalities of using the same currency as trading partners. We assume that the liquidity of a currency is determined by the commitment level of the issuer to promote its currency. Users' objective is to minimize the cost of import settlement with the two international currencies.

Countries (importers) are naturally more influenced by the currency choices made by their dominant trading partners (exporters). To capture this, we represent the network as a weighted directed graph, where links represent the flow of payments and therefore, originate from importers to exporters. Each link ij from i to j with $\{i, j\} \subset N$ has a weight $w_{ij} \geq 0$, indicating how much i values j 's decision, or the dependency of i on j . When $w_{ij} > 0$, j 's usage and i 's usage of the same currency are strategic complements from i 's perspective. For simplicity, we assume that $w_{ii} = 0$ for all $i \in N$. Then, we can define the network as $\mathbf{w} = [w_{ij}]$, which is a zero-diagonal non-negative square matrix.

The game unfolds in three stages:

- (i) The status-quo issuer a chooses whether to internationalize its currency and, if so, its commitment level $e_a \in [0, 1]$.

- (ii) Given a 's choice, the emerging issuer b chooses whether to internationalize its currency and, if so, its commitment level $e_b \in [0, 1]$.
- (iii) Given the two issuers' choices, each user i decides the usage of each currency to settle its imports such that $x_{ia} + x_{ib} = m_i$ for all $i \in N$.

The cost for user i to settle x_{ip} of its transactions with currency p is equal to the import volume in currency p multiplied by the unit cost of settling imports in currency p given by

$$C_{ip}(\mathbf{x}_p, e_p) = x_{ip} \left[\underbrace{\epsilon_p}_{\text{exchange rate risk}} - \underbrace{\sum_{j \neq i} w_{ij} x_{jp}}_{\text{network externality}} - \underbrace{f_{ip}(e_p)}_{\text{liquidity}} \right],$$

where \mathbf{x}_p denotes the vector of usage of currency p by all users and the unit cost term, $[\epsilon_p - \sum_{j \neq i} w_{ij} x_{jp} - f_{ip}(e_p)]$, captures risks and fees arising from using currency p . The term ϵ_p is a random variable with variance σ_p , which represents the costs of acquiring and exchanging the currency that fluctuates with exchange rates of currency p . For simplicity, we assume that ϵ has a mean of zero. The network externality term, $\sum_{j \neq i} w_{ij} x_{jp}$, reduces the unit cost when user i 's trading partners also use p . Finally, $f_{ip}(e_p)$ captures the liquidity of currency p , which reduces the unit cost as the currency may be used for other purposes such as foreign reserves and investments. We assume that $f_{ip}(e_p) : [0, 1] \rightarrow [0, \infty)$ is a differentiable, concave, and strictly increasing function of the commitment level e_p .

We assume that users have *mean - variance preferences*, that is, they dislike the risk measured by the variance of the cost. Hence, the user i 's perceived cost of settling x_{ip} transactions with currency p becomes

$$\mathcal{C}_{ip}(\mathbf{x}_p, e_p) := \frac{\eta}{2} \text{Var}(C_{ip}) + E[C_{ip}] = \frac{\beta_p}{2} x_{ip}^2 - \sum_{j \neq i} w_{ij} x_{ip} x_{jp} - f_{ip}(e_p) x_{ip},$$

where η represents the users' risk aversion, which is assumed to be the same for all users, and $\beta_p := \eta \sigma_p^2$ captures the exchange rate risk perceived by users. As will be shown in Section 3.1, $\beta_p > 0$ is assumed to be sufficiently large to ensure a unique and non-negative solution for the currency choice problem of users. The convex cost associated with the exchange rate risk gives users an incentive to diversify their currency use.

Each user i decides its usage of the two international currencies issued by a and b by solving

$$\min_{0 \leq x_{ia}, x_{ib} \leq m_i} v_i(\mathbf{x}_a, \mathbf{x}_b, e_a, e_b) = \mathcal{C}_{ia} + \mathcal{C}_{ib} \quad \text{s.t. } x_{ia} + x_{ib} = m_i. \quad (1)$$

Each issuer $p \in \{a, b\}$ solves the utility maximization problem given by

$$\max_{e_p} u_p(e_p, e_{-p}) = \begin{cases} X_p(e_p, e_{-p}) - k c_p(e_p) & \text{if } 0 \leq e_p \leq 1 \\ 0 & \text{if } e_p = \emptyset, \end{cases} \quad (2)$$

where $X_p := \sum_{i \in N} x_{ip}$ is the total usage of currency p , the cost for currency internationalization $c_p(e_p) : [0, 1] \rightarrow (0, \infty)$ is differentiable, convex, and strictly increasing in e_p , and $k \geq 0$ captures the weight of the commitment cost. Note that $c_p(0) > 0$ because even with zero commitment, internationalization of a currency requires the establishment and maintenance of basic infrastructure, such as financial institutions, legal frameworks, supporting projects and agreements. Hence, we assume that it is costlier to internationalize a currency with $e_p = 0$ than not to internationalize it at all, i.e., $e_p = \emptyset$.

3 The equilibrium

We find the subgame perfect Nash equilibrium (SPE) by solving the problem backward. We begin this section with the currency choice problem of users given the commitment levels for currency internationalization chosen by issuers.

3.1 The users

Each user minimizes its cost given the commitment levels chosen by issuers and the currency choices made by other users. We assume that when there is only one issuer internationalizing its currency, users settle all their transactions in the only available international currency; and if both issuers give up on internationalizing their currencies, users cannot settle their imports using any international currency.⁴ We first derive the currency choices by users given e_a and e_b in the range

⁴If neither issuer internationalizes their currency, trade must be settled in local currencies, a scenario not modeled in this paper as we focus on cases where at least one international currency is available.

[0,1], that is, when both issuers internationalize their currencies.

Since $x_{ib} = m_i - x_{ia}$ for all $i \in N$, the FOC for (1) with respect to x_{ia} yields

$$x_{ia}(\mathbf{x}_a, \mathbf{x}_b, e_a, e_b) = \frac{1}{\beta_a + \beta_b} \left[\sum_{j \neq i} w_{ij}(x_{ja} - x_{jb}) + f_{ia}(e_a) - f_{ib}(e_b) + \beta_b m_i \right]. \quad (3)$$

Equation (3) shows that 1) given any pair (e_a, e_b) , the currency choice by user i depends on that of other users; 2) the usage of currency a by each user is increasing in the commitment level e_a and decreasing in e_b , and 3) given a higher exchange rate risk of using currency b , i.e., a higher β_b , users use currency a more. Similarly, the FOC with respect to x_{ib} yields

$$x_{ib}(\mathbf{x}_a, \mathbf{x}_b, e_a, e_b) = \frac{1}{\beta_a + \beta_b} \left[\sum_{j \neq i} w_{ij}(x_{jb} - x_{ja}) + f_{ib}(e_b) - f_{ia}(e_a) + \beta_a m_i \right]. \quad (4)$$

Let $d_i := x_{ia} - x_{ib}$ be the *usage difference* chosen by user i in the equilibrium given a and b 's commitment levels. From (3) and (4), for all $i \in N$

$$d_i = \frac{2}{\beta_a + \beta_b} \left[\sum_{j \neq i} w_{ij}(x_{ja} - x_{jb}) + f_{ia}(e_a) - f_{ib}(e_b) + \frac{\beta_b m_i - \beta_a m_i}{2} \right] \quad (5)$$

$$= \lambda \sum_{j \neq i} w_{ij} d_j + \gamma_i, \quad (6)$$

where $\lambda := \frac{2}{\beta_a + \beta_b}$ and $\gamma_i(e_a, e_b) := \frac{m_i(\beta_b - \beta_a) - 2[f_{ib}(e_b) - f_{ia}(e_a)]}{\beta_a + \beta_b}$. We refer to $\gamma_i(e_a, e_b)$ as the *difference in marginal costs* that user i faces when choosing between the two currencies. Note that the numerator of this term is equal to the difference in marginal costs between exclusively using currency b versus using currency a , excluding the network effects. The denominator normalizes this difference by the user's total sensitivity to the risks associated with both currencies. Thus, γ_i quantifies the non-network-driven marginal preference for currency a over currency b . Given the vector γ with entries γ_i , the vector \mathbf{d} with $d_i = x_{ia} - x_{ib}$ that satisfies (6) can be written as $\mathbf{d} = \lambda \mathbf{w} \mathbf{d} + \gamma$. Solving it for \mathbf{d} yields

$$\mathbf{d} = (\mathbb{I} - \lambda \mathbf{w})^{-1} \gamma = \sum_{\ell=0}^{\infty} \lambda^\ell \mathbf{w}^\ell \gamma, \quad (7)$$

where \mathbb{I} is the identity matrix. Let $r(\mathbf{w})$ be the spectral radius of \mathbf{w} , i.e., the largest eigenvalue of \mathbf{w} . In order for vector \mathbf{d} to be unique and finite, we need $0 < \lambda < \frac{1}{r(\mathbf{w})}$. For any $i \in N$, we have $x_{ia} + x_{ib} = m_i$ and $x_{ia} - x_{ib} = d_i$. Therefore, the optimal usage level of each currency by user i is

$$x_{ia} = \frac{m_i + d_i}{2} \quad \text{and} \quad x_{ib} = \frac{m_i - d_i}{2}. \quad (8)$$

From (5), when $\beta_a \geq \max_{i \in N} \frac{\sum_{j \neq i} w_{ij} m_j + f_{ia}(1) - f_{ib}(0)}{m_i}$ and $\beta_b \geq \max_{i \in N} \frac{\sum_{j \neq i} w_{ij} m_j - f_{ia}(0) + f_{ib}(1)}{m_i}$, we have $-m_i \leq d_i \leq m_i$ for all i and for any pair (e_a, e_b) . Hence, when β_a and β_b are sufficiently large, the resulting usage levels of the two currencies are non-negative. Let $\underline{\beta}_a$ and $\underline{\beta}_b$ be the minimum values of β_a and β_b , respectively, that ensure a unique and nonnegative solution for the users' currency choice problem. Throughout this paper, we assume that $\beta_a \geq \underline{\beta}_a$ and $\beta_b \geq \underline{\beta}_b$. So far, given any pair (e_a, e_b) , we have derived the unique solution for the currency choice problem of the users in the market.

It is important to note that (7) implies that a user's usage level of each currency is closely related to its Katz centrality in a network originally introduced in Katz (1953). Given a parameter λ that satisfies $0 < \lambda < \frac{1}{r(\mathbf{w})}$, the vector of Katz centralities of the nodes in network \mathbf{w} is finite and uniquely defined by

$$\boldsymbol{\kappa} := (\mathbb{I} - \lambda \mathbf{w})^{-1} \mathbf{1} = \sum_{\ell=0}^{\infty} \lambda^\ell \mathbf{w}^\ell \mathbf{1}, \quad (9)$$

where $\mathbf{1}$ is an $n \times 1$ vector of ones. Here, each entry A_{ij} of the square matrix $\mathbf{A} := \sum_{\ell=0}^{\infty} \lambda^\ell \mathbf{w}^\ell$ counts all the paths in \mathbf{w} that start at i and end at j , with paths of length ℓ being weighted by λ^ℓ . Therefore, the Katz centrality of user i , κ_i , measures the total number of paths originating from i , with each path weighted by a decay factor that diminishes as the path length increases. A user has a high Katz centrality if 1) many links leave the user, 2) these links have large weights, and 3) these links point to users with high centralities. From (7) and (9), we have the following result.

Lemma 1. *When $\gamma_i(e_a, e_b) = \gamma$ for all $i \in N$, we have $\mathbf{d}(e_a, e_b) = \gamma \boldsymbol{\kappa}$. When $\gamma_i(e_a, e_b)$ differs across users, by defining a weighted Katz centrality $\tilde{\boldsymbol{\kappa}} := (\mathbb{I} - \lambda \mathbf{w})^{-1} \boldsymbol{\gamma}$, we have $\mathbf{d}(e_a, e_b) = \tilde{\boldsymbol{\kappa}}$.*

Lemma 1 states that the difference in the usage of the two currencies by each user is proportional to its (weighted) Katz centrality. When $\gamma_i(e_a, e_b) > 0 \forall i$, a user with a higher centrality uses more

of currency a and less of currency b . In contrast, when $\gamma_i(e_a, e_b) < 0 \forall i$, a user with a higher centrality uses more of currency b and less of currency a . Intuitively, when a user becomes more central in the network, its currency use becomes more uneven. This is because a more central user benefits more from matching the currency with its trading partners. Moreover, a central user's currency choice influences others (directly and indirectly), which in turn raises the central user's benefit of using the currency. Thus, a user with a higher centrality has the incentive to use the currency that it prefers more.

Since the Katz centrality is calculated based on paths originating from each node, the direction of links, that is, how users take others' behavior into account, is important in determining the currency choice. We believe that in a currency choice problem, the directed links should represent the flow of payments and therefore, originate from the importers to the exporters. This is because an importer prefers to pay the exporter in a currency commonly used by both of them to minimize exchange costs. Similarly, an exporter prefers to receive payments in a currency it can use to pay its own exporters, reducing future conversion needs. In both cases, users make currency decisions based on their payment destinations. Thus, the direction of the links reflects how much weight users place on each other's currency choices, with the flow of payments naturally representing these interdependent decisions. Therefore, no matter whether we let the importers or the exporters decide the transaction settlement, their decisions are still proportional to the (weighted) Katz centralities in terms of the payment flow. Hence, it matters little whether the users decide the currencies to settle their imports or exports in our model. For simplicity, we assume that the users decide the currencies to settle their imports and thus m_i is user i 's total import.⁵

3.2 The issuers

Given the responses of users, the payoffs to the two issuers for their commitment levels (e_a, e_b) are well-defined. We make the following two assumptions on the choices of issuers.

- (i) If $u_p \leq 0$, then p does not internationalize its currency. If $u_p > 0$, then p internationalizes its currency with a commitment level $e_p \in [0, 1]$.

⁵If we assume that the users decide the currencies to settle their exports, the only change in the solution for the currency choice problem is that m_i becomes user i 's total export.

(ii) Consider two distinct choices e_p and e'_p . If $u_p(e_p) = u_p(e'_p)$, then p chooses $\max\{e_p, e'_p\}$.

Assumption (i) states that an issuer does not internationalize its currency unless it is beneficial for itself. This assumption is essential for the existence of the Nash equilibria. Assumption (ii) states that the issuers choose a higher commitment level if multiple choices yield the same payoff. This assumption allows us to investigate the best that issuers would do to internationalize their currencies. Although the players have infinitely many actions to consider, we can show that the best responses exist at every subgame, and thus the SPE exists.

Lemma 2. *Suppose that assumption (i) holds. Then, the game has at least one subgame-perfect Nash equilibrium.*

Therefore, by backward induction, we obtain the SPE. By assumption (ii), ties are broken and we can choose a unique SPE where issuers do their best to internationalize their currencies.

Let $M := \sum_{i \in N} m_i$ be the total demand for international currencies. It is worth noting that when $k > \frac{M}{\min_p \{c_p(0)\}}$, the cost of the lowest commitment level is higher than the benefit from obtaining the whole market, thus no issuer has an incentive to internationalize its currency. Therefore, we focus on the range of k such that $0 \leq k \leq \frac{M}{\min_p \{c_p(0)\}}$ to analyze the SPE. In general, under any game setting, there is a threshold k that is crucial for determining the distribution of currency usage in the equilibrium outcome. Denote e_p^* as the choice of issuer p in the SPE outcome. We have the following result.

Lemma 3. *Given any w , m , β_a and β_b , there exists $\underline{k} \geq 0$ such that*

(i) *If $0 \leq k < \underline{k}$, then $e_a^* \geq 0$ and $e_b^* \geq 0$.*

(ii) *If $\underline{k} \leq k \leq \frac{M}{\min_p \{c_p(0)\}}$, then $\exists p \in \{a, b\}$ such that $e_p^* \geq 0$ and $e_{-p}^* = \emptyset$.*

Lemma 3 states that given any game setting, when k is sufficiently low, both issuers choose to internationalize their currencies; while when k is sufficiently high, there is only one international currency issuer in the market.

4 Theoretical results

4.1 The first mover advantage

To highlight the first mover advantage, we assume that the players are “symmetric” in this section and study the equilibrium outcome.

Definition 1. *The players are symmetric if*

- (i) *users face an identical exchange rate risk for using the two currencies, i.e., $\beta_a = \beta_b = \beta$ and benefit equally from liquidity of two currencies, i.e., $f_{ia}(e) = f_{ib}(e) = f(e) \forall i \in N$;*
- (ii) *two issuers have an identical cost function $c_p(e_p) = c(e_p) \forall p \in \{a, b\}$.*

When (i) is satisfied, we say that users have an *equal preference* for the two currencies. Let e_p^* be the choice of issuer p and X_p^* be the total usage of currency p in the SPE outcome. We obtain the following result.

Proposition 1. *Suppose that the players are symmetric. Given any w and m , there exist \underline{k} and \bar{k} such that $0 < \underline{k} < \bar{k} < \frac{M}{c(0)}$ and*

- (i) *If $\bar{k} \leq k \leq \frac{M}{c(0)}$, then $e_a^* = 0, e_b^* = \emptyset, X_a^* = M$ and $X_b^* = 0$.*
- (ii) *If $\underline{k} \leq k < \bar{k}$, then $0 < e_a^* \leq 1, e_b^* = \emptyset, X_a^* = M$ and $X_b^* = 0$.*
- (iii) *If $0 \leq k < \underline{k}$, then $0 \leq e_a^* = e_b^* \leq 1$ and $X_a^* = X_b^* = \frac{M}{2}$.*

Moreover, \underline{k} is increasing in β and M .

Proposition 1 states that when k is high, the status-quo issuer can deter the emerging issuer and become the only global currency issuer with zero commitment level. When k is below a threshold, the status-quo issuer deters the emerging issuer with a positive commitment level. When k is even lower, the two issuers choose the same commitment level and share the market equally.

Given that the players are symmetric, when issuers choose the same commitment level, each user’s position in the network does not make them favor any currency. Since the two currencies are identical to all users, no matter how important a user is in the network, it chooses to use both currencies equally. That is, $d_i = \gamma_i \kappa_i = 0$ for any user i in this case (see Lemma 1). Therefore, users’ central-

ities do not affect their currency choice as long as the issuers choose the same commitment level. In other words, the network structure is neutral to the results under this setting.

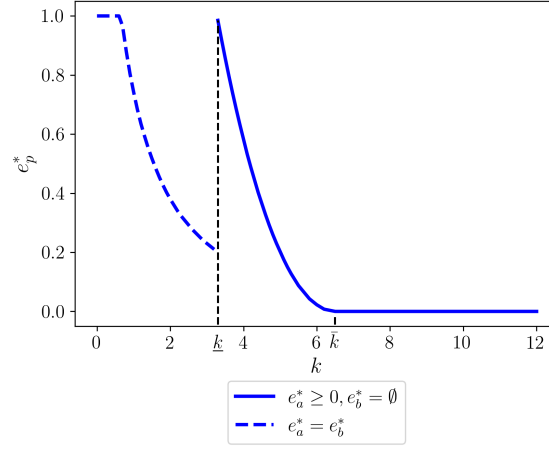


Figure 2: Commitment levels of issuers

Figure 2 depicts an example of the equilibrium commitment levels as a function of k , where the user network is generated randomly.⁶ Intuitively, when the cost of currency internationalization is very high relative to the benefit from global usage, the first mover can deter the second mover with a low commitment level. This is because the first mover anticipates that even without a strong commitment, the second mover would incur a loss if it decided to enter the market due to the high costs involved. As the cost of internationalizing a currency decreases, the first mover must raise its commitment level to deter the second mover. The reduced cost lowers the barrier for the second mover to enter the market, thereby increasing its incentive to internationalize its currency. Consequently, the first mover needs to commit more substantially to maintain its dominant position. When the cost is sufficiently low, both issuers have the capacity to internationalize their currencies with high commitment levels. In this scenario, the benefit of global currency usage outweighs the cost for both issuers, leading to a more competitive environment where multiple currencies can coexist internationally.

This proposition suggests that a multipolar payment system may emerge if the cost of currency internationalization becomes sufficiently low relative to the potential benefits. Historically, internationalizing a currency has been costly—requiring opening capital accounts, establishing an international payment system, and building supporting institutions. The US made great efforts to

⁶ $n = 12, m_i = 1 \forall i \in N, \beta = 2.2, f(e) = e^{0.5}, c(e) = \exp(e)$.

promote the use of its currency worldwide as a first mover, including the establishment of the Bretton Woods Institutions, bilateral trade agreements, the petrodollar system, etc. However, the cost of internationalizing is arguably decreasing as advancements in payment technologies, such as Central Bank Digital Currencies and cross-border QR code payments (e.g., UnionPay International), can reduce monitoring costs for issuers while enhancing security and transparency. As access to these technologies improves, the marginal costs of internationalizing currencies diminish, making the benefits of enhanced international status more pronounced for issuing countries.

Proposition 1 also states that the threshold \underline{k} that determines the adoption of the two currencies is increasing in β . This is because when both currencies are risky, it is harder for the first mover to maintain its monopoly as users prefer to diversify. Moreover, when the demand for international currencies M grows, the commitment cost becomes lower than the benefit that the issuers can gain from currency internationalization. Therefore, it becomes harder for the status-quo issuer to deter the emerging issuer and thus the threshold \underline{k} increases. The change in the market share of the two issuers as β and M change is depicted in Figure 3a and Figure 3b, respectively.

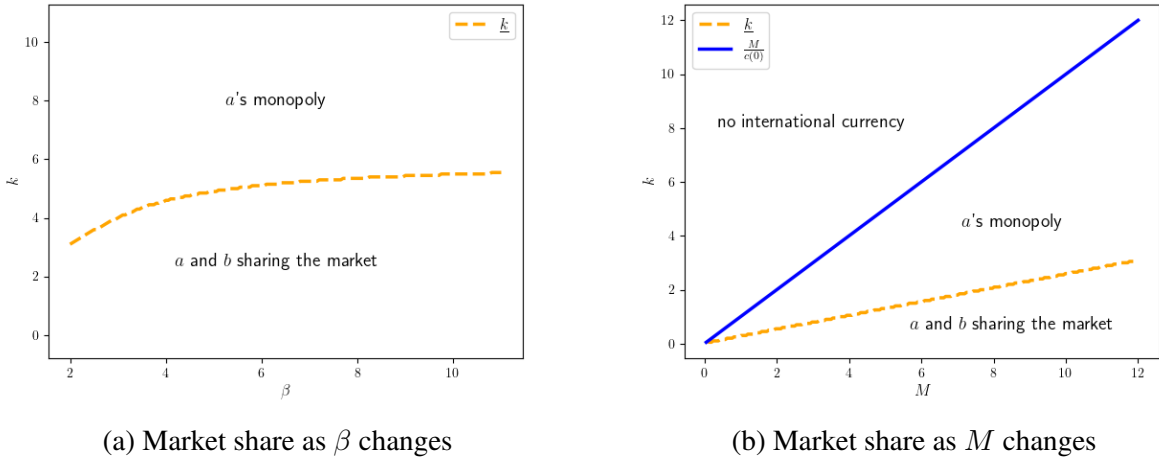


Figure 3: Distribution of the market share

It is worth noting that if a and b choose their commitment levels simultaneously, then when $0 \leq k < \underline{k}$, the two issuers choosing the same commitment level and sharing the market equally is the unique equilibrium. However, when $\underline{k} \leq k \leq \frac{M}{c(0)}$, there are two pure-strategy equilibria, in which either issuer internationalizes its currency. The sequential game enables us to refine the equilibria and select a unique outcome where the status-quo issuer deters the emergence of a

new global currency. This refinement is reasonable in the context of currency competition, as the incumbent issuer enjoys a natural first-mover advantage: it benefits from established trust, built financial infrastructures, deep and liquid asset markets, and entrenched network effects that make it costly for users to switch. These advantages allow the status-quo provider to preempt potential challengers by committing just enough to maintain dominance without inviting competition.

4.2 Network Integration

In this section, we investigate how network integration influences the outcomes of the game. For any two networks \mathbf{w} and \mathbf{w}' , we say \mathbf{w}' is more integrated than \mathbf{w} and write $\mathbf{w}' \succeq \mathbf{w}$ if $w'_{ij} \geq w_{ij}$ for all $i, j \in N$ with at least one strict inequality. Let $\underline{\beta}_a(\mathbf{w})$ and $\underline{\beta}_b(\mathbf{w})$ be the minimum values of β_a and β_b , respectively, that ensure an unique, finite, and non-negative usage allocation by the users given network \mathbf{w} and any pair (e_a, e_b) . Throughout this section, we assume that $\beta_a \geq \max\{\underline{\beta}_a(\mathbf{w}), \underline{\beta}_a(\mathbf{w}')\}$ and $\beta_b \geq \max\{\underline{\beta}_b(\mathbf{w}), \underline{\beta}_b(\mathbf{w}')\}$. We have the following result.

Lemma 4. *Suppose that $\mathbf{w}' \succeq \mathbf{w}$. Given any \mathbf{m} , β_a and β_b ,*

- (i) *For any $p \in \{a, b\}$, $\frac{\partial X_p(\mathbf{w}')}{\partial e_p} > \frac{\partial X_p(\mathbf{w})}{\partial e_p}$.*
- (ii) *Let $\mu_i \geq 1$. If $f_{ip}(e) = \mu_i f_{i,-p}(e) \forall i \in N$, then $\frac{\partial X_p(\mathbf{w}')}{\partial e_p} - \frac{\partial X_p(\mathbf{w})}{\partial e_p} > \frac{\partial X_{-p}(\mathbf{w}')}{\partial e_{-p}} - \frac{\partial X_{-p}(\mathbf{w})}{\partial e_{-p}}$.*

Lemma 4 states that greater network integration increases users' response to currency issuers' commitment levels. Specifically, an increase in an issuer's commitment level results in a larger rise in the usage of its currency when the network is more integrated. In other words, as the user network becomes more interconnected, the network effects among users strengthen, leading to a greater marginal increase in global usage that a currency issuer gains by raising its commitment level. This network integration effect is amplified for the issuer of a currency that is preferred by users.

In the following arguments, we study the influence of network integration when players are symmetric as in Section 4.1. We show that when the network is more integrated, a can become more committed to currency internationalization, deter b and be the sole currency issuer.

Proposition 2. *Suppose that the players are symmetric. Given any \mathbf{m} , if $\mathbf{w}' \succeq \mathbf{w}$, then $\underline{k}(\mathbf{w}') < \underline{k}(\mathbf{w})$.*

Proposition 2 implies that network integration amplifies the first-mover advantage. Suppose k is sufficiently low such that two issuers internationalize their currencies initially. As users become more interconnected, the first mover has the incentive to be more committed and as a result, it can deter the second mover and attain its monopoly. The effect of network integration when all users have an equal preference for the two currencies is illustrated in Figure 4.⁷

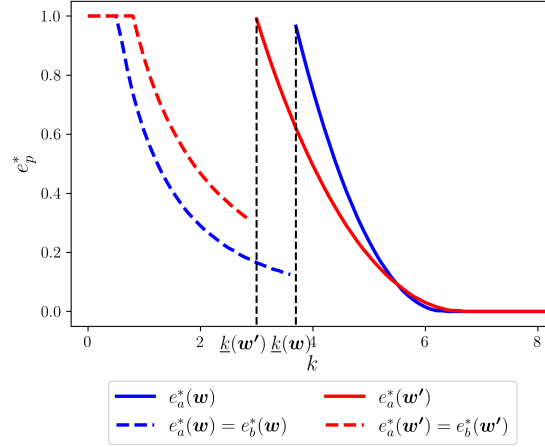


Figure 4: The effect of network integration on commitment levels: $w' \succeq w$

Lemma 4 and Proposition 2 imply that there are two effects that network integration has on issuers' behavior and the currency adoption in the equilibrium. First, since users respond more to issuers' commitment levels, network integration gives issuers, especially the issuer of the currency preferred by users, more incentive to internationalize their currencies with higher commitment levels. Second, it amplifies the advantage held by the status-quo issuer. When users have a preference for the emerging currency over the status-quo, which of these two effects dominates depends on the extent of the network integration. Indeed, even when all users prefer currency b , the latter can still outweigh the former as demonstrated in the following example.⁸

Example: Consider the case where we initially have network w with each link having weight 0.25 (Figure 5a). We introduce asymmetry favoring b by setting $f(e_a) = e_a^{0.6}$ and $f(e_b) = 1.1e_b^{0.6}$ and keeping other factors symmetric: $m_i = 1 \forall i, \beta_a = \beta_b = 2, kc_p(e_p) = 1.5 \exp(e_p) \forall p \in \{a, b\}$. Then, in the SPE outcome, $\{e_a^*(w), e_b^*(w)\} = \{0.27, 0.31\}$, $X_a^*(w) = 2.83$ and $X_b^*(w) = 3.17$.

⁷ $n = 12, m_i = 1 \forall i \in N, \beta = 2.2, f(e) = e^{0.5}, c(e) = k \exp(e)$.

⁸We can have a more integrated network by adding new links and (or) increasing the weight of existing links. For simplicity, we only add new links in this example.

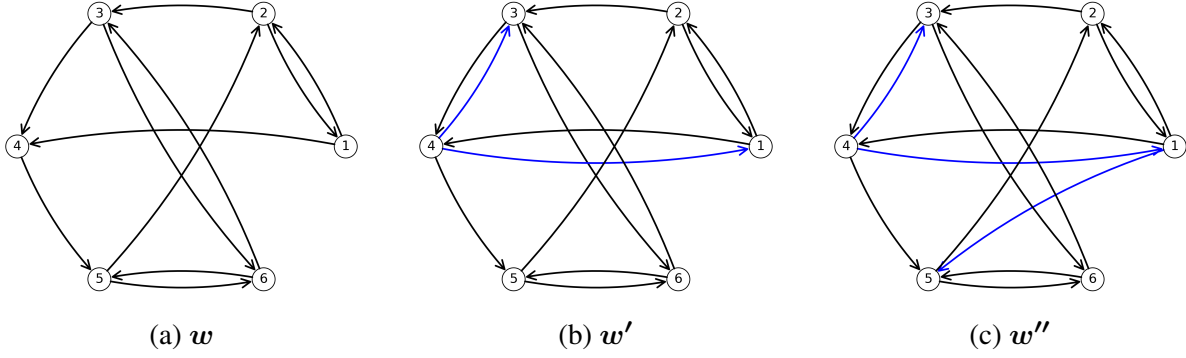


Figure 5: An example of network integration

Now, suppose that additional links of the same weight from user 4 are added to form w' (Figure 5b). Then, the stronger network effects increase the incentive to internationalize the currencies by issuers, especially by b who issues the currency preferred by users. As a result, b raises its commitment level more than a and gains a higher global adoption than when the network is less integrated. Specifically, in the new SPE outcome, $\{e_a^*(w'), e_b^*(w')\} = \{0.29, 0.34\}$, $X_a^*(w') = 2.79$ and $X_b^*(w') = 3.21$.

Now, we add an additional link into w' from user 1 to user 5, which gives us a more integrated network w'' (Figure 5c). If a and b keep the initial equilibrium commitment levels corresponding to w' (i.e., $\{0.29, 0.34\}$), since users benefit more by using currency b and their interdependency increases, they raise the usage of currency b and reduce that of currency a . However, the larger network externalities also mean that if a chooses a higher commitment level and tries to deter b , users would respond more to its commitment than before, giving it a higher utility than sharing the market with b . This change in the users' reaction gives a more incentive to internationalize its currency for a monopoly status. As a result, in the SPE outcome of this example, a deters b by choosing $e_a^*(w'') = 1$ and obtains the whole market.

This result suggests that as the global trade network becomes more integrated, the status-quo issuer has a higher incentive to internationalize its currency, making it dominant. The source of this power is the larger network externalities that make users respond more to the commitment levels chosen by the producers, thus collectively choose to use the currency that benefits them more.

4.3 Home bias and centrality

In this section, we examine how each user's position in the network influences the equilibrium outcome. Since users reduce the risk associated with currency exchange and hedging when they can settle both domestic and international transactions in the same currency, we assume *home bias* on two users in the network and show that their centrality is crucial for the equilibrium outcome.

While centrality considering all paths originating from each user plays a crucial role in currency choice (see Lemma 1), the cost function suggests that a user with many paths pointing toward itself has greater influence over others' currency choices. To simplify the analysis, we assume that network links are two-way and symmetric, meaning that $w_{ij} = w_{ji}$ for all $i \neq j$. Under this assumption, the network w is undirected, ensuring that the effects of outgoing and incoming connections on users' currency choices are balanced. To show how issuers compete depending on their home users' network positions, we focus on the range of k where the status-quo issuer does not have the first-mover advantage.

Proposition 3. *Let w be undirected, $\beta_a = \beta_b = \beta$ and $m_h = m \forall h \in N$. Suppose that issuers have an identical cost function but there are two distinct users i and j with $f_{ip}(e) = f_{j,-p}(e) = \mu f_{jp}(e) = \mu f_{i,-p}(e)$ where $\mu > 1$. For all other users $h \in N \setminus \{i, j\}$, $f_{ha}(e) = f_{hb}(e) = f(e)$. If $\kappa_i > \kappa_j$ and $k < \underline{k}$, then $e_p^* \geq e_{-p}^*$ and $X_p^* > X_{-p}^*$.*

Proposition 3 states that when interdependencies between users are two-way and symmetric, if there are two users with opposite preferences, whereas all other users have the same preference, the issuer of the currency that is preferred by the user with a higher centrality captures a larger market share. The intuition is as follows. First, since $\kappa_i > \kappa_j$, we have $x_{ip} > x_{j,-p}$ given the same effort level by the two issuers. Since the bilateral weight is symmetric, the total cross-effect that user i 's decision has on other users must be larger than that of j , giving the issuer of the currency favored by i (i.e., issuer p) a higher incentive to raise its commitment level. Hence, in the SPE outcome, p chooses a higher commitment level than $-p$ and obtains a larger market share. Therefore, the network centrality of the users with a stronger preference for a particular currency plays an important role in shaping the currency competition. For example, it is natural to think of users in issuing countries biased towards their home currencies.

As shown in Figure 1, the US has been sustaining the highest centrality in the trade network, thus remaining the most critical country for users' currency allocation decisions in our model. The finding suggests that the high centrality of the US enables it to actively internationalize the USD and gain its dominant global currency status. Furthermore, since the home currency is the primary medium of exchange for domestic transactions, a larger domestic economy implies higher liquidity of the home currency for the home-country user. Thus, a larger economic size relative to trade incentivizes users to adopt their home currency for both domestic and cross-border transactions, reducing exposure to exchange rate risk and hedging costs. The US has a significantly higher GDP-to-trade ratio (3.84 in 2022) than China (2.7 in 2022), implying a stronger home bias among US users. Given that both home bias and centrality are higher for the US, our model suggests that China has weaker incentives to internationalize its currency, leading to its limited adoption.

5 A T -currency problem

Our focus on the two-currency framework is motivated by the rivalry between the US and China. While real-world currency systems involve multiple options, this dyadic competition provides a benchmark to analyze network effects and issuers' strategies. In this section, we provide a solution concept for the currency choice problem of users given T issuers' commitment levels (i.e., the currency liquidity) and characterize users' behavior. With a well-defined solution for the users' currency choice problem, one can find the SPE of the game with T competing issuers by backward induction.

5.1 A dynamic programming approach

The users' objective is to maximize their overall utility by allocating their transactions to T currencies issued by T issuers. Our approach is based on the assumption that the order of currencies that users consider for their transaction settlement is identical. That is, all of them decide the usage of currency 1 first, then decide the usage of currency 2, and so on. We think of this emerging order of currencies as stages in a recursion problem. We denote currencies in the emerging order as $1, 2, \dots, T$. Then, the state variables are users' remaining transactions to be settled in each stage t , denoted as m_{it} , and the choice variables are users' usage of each currency t , denoted as x_{it} . Given

state $m_{i,t-1}$, user i chooses its usage of currency t , thus decides $m_{it} = m_{i,t-1} - x_{it}$. Since each user i needs to settle a total of m_i transactions, we set $m_{i0} = m_i$. The perceived cost of using x_{it} of currency t for user i is

$$\mathcal{C}_{it}(\mathbf{x}_t) = \frac{\beta_t}{2}x_{it}^2 - w_{ij}x_{it}x_{jt} - f_{it}x_{it}$$

where $x_{it} = m_{i,t-1} - m_{it}$. We denote the vector of usage of currency t as \mathbf{x}_t . The cost minimization problem of each agent i is

$$\min_{\{x_{it}\}_{t=1}^T} \mathcal{V}_i(\mathbf{x}_1, \dots, \mathbf{x}_T) = \sum_{t=1}^T \mathcal{C}_{it}(\mathbf{x}_t) \quad \text{s.t.} \quad \sum_{t=1}^T x_{it} = m_i.$$

We can then rewrite the problem in terms of the Bellman equation for each user i as follows.

$$V_{i,t-1}(m_{i,t-1}) = \min_{0 \leq m_{it} \leq m_{i,t-1}} \{\mathcal{C}_{it}(m_{i,t-1} - m_{it}) + V_{it}(m_{it})\}$$

The FOC and the Envelope theorem yield the Euler equation

$$\mathcal{C}'_{it}(x_{it}) = \mathcal{C}'_{i,t+1}(x_{i,t+1}), \quad (10)$$

which is equivalent to $\beta_t x_{it} - \sum_{j \neq i} w_{ij} x_{jt} - f_{it} = \beta_{t+1} x_{i,t+1} - \sum_{j \neq i} w_{ij} x_{j,t+1} - f_{i,t+1}$. Since this has to hold for all users, we rewrite the Euler equations in terms of matrices:

$$\beta_{t+1} \mathbf{x}_{t+1} - \mathbf{w} \mathbf{x}_{t+1} - \mathbf{f}_{t+1} - \beta_t \mathbf{x}_t + \mathbf{w} \mathbf{x}_t + \mathbf{f}_t = \mathbf{0} \quad (11)$$

Hence, the “law of motion” for currency usage is

$$\mathbf{x}_{t+1} = (\beta_{t+1} \mathbb{I} - \mathbf{w})^{-1} \cdot [(\beta_t \mathbb{I} - \mathbf{w}) \mathbf{x}_t - \mathbf{f}_t + \mathbf{f}_{t+1}] \quad (12)$$

For the currency usage to be well-defined, we need $\beta_t > r(\mathbf{w})$ for all t , where $r(\mathbf{w})$ is the spectral radius of the weight matrix \mathbf{w} . Since \mathbf{w} is non-negative with zero-diagonal elements, when $\mathbf{f}_t = \mathbf{f}_{t+1}$ and $\beta_t \leq \beta_{t+1}$, we have $x_{i,t+1} \leq x_{it}$. That is, the riskier currency has smaller usage.

The allocation of currencies is feasible if the constraint is satisfied, that is, $\sum_{t=1}^T x_{it} = m_i$ for

all i . If $m_{it} \leq \sup\{m \in (0, m_{i0}] : \mathcal{C}'_{it}(m) \leq \mathcal{C}'_{i,t+1}(0)\}$, then the marginal cost of settling all the remaining transaction with currency t is lower than the marginal cost of starting settling with $t + 1$. Thus, user i would choose to settle all the remaining transactions with currency t without considering other currencies. Hence, when β_t is sufficiently high such that $m_{i,t} \geq \sup\{m \in (0, m_{i0}] : \mathcal{C}'_{i,t}(m) \leq \mathcal{C}'_{i,t+1}(0)\}$ for all i and for all t , the Euler equation (10) holds for all i and for all t , which implies the solution is interior and the emerging order of the currencies does not matter for the resulting usage of each currency by users.⁹ Therefore, we can identify the minimum value of each β_t , denoted $\underline{\beta}_t$, that ensures a unique, nonnegative, and order-independent solution for the users' currency choice problem.¹⁰ For simplicity, we assume that $\beta_t \geq \underline{\beta}_t$ for all t . Then, from (12), each usage vector \mathbf{x}_t can be written as a function of \mathbf{x}_1 . Using the constraint $\sum_{t=1}^T \mathbf{x}_t = \mathbf{m}$ and some linear algebra, we can derive the unique solution for the usage of each currency by all users given the commitment levels of currency issuers.

5.2 Usage difference and Gini index

In this section, we analyze the relationship between the currency choice of each user to their position in the network. We define $\gamma_t := \frac{1}{\beta_t}[\mathbf{f}_t - \mathbf{f}_{t+1} + (\beta_{t+1} - \beta_t)\mathbf{x}_{t+1}]$, which captures the difference in marginal costs between t and $t + 1$, excluding the network effects. From equation (11), the extent to which users choose currency t over currency $t + 1$ is captured by the usage difference

$$\mathbf{d}_t := \mathbf{x}_t - \mathbf{x}_{t+1} = \left(\mathbb{I} - \frac{1}{\beta_t} \mathbf{w} \right)^{-1} \gamma_t, \quad (13)$$

which corresponds to an adjusted Katz centrality. For any natural number $\tau \in [1, T]$ and any natural number $c \in [1, T - \tau]$, the usage difference between currency τ and currency $\tau + c$ is $\mathbf{x}_\tau - \mathbf{x}_{\tau+c} = \sum_{t=\tau}^{\tau+c-1} \mathbf{d}_t = \sum_{t=\tau}^{\tau+c-1} \left(\mathbb{I} - \frac{1}{\beta_t} \mathbf{w} \right)^{-1} \gamma_t$. Therefore, the difference in usage of any two currencies is a sum of adjusted Katz centralities, where the connection from a user to a trading partner is weighted by the difference in marginal costs that the partner faces when choosing between currencies. This gives us an insight into the measure of the diversity in each user's currency choice. Specifically, the Gini index, originally introduced in Gini (1912), measures the extent to

⁹It can be checked that the condition is satisfied when $\beta_t \geq \max_{i \in N} \frac{\sum_{j \neq i} w_{ij} m_j + f_{it} - f_{i,t+1}}{m_i}$ for all t .

¹⁰When β_t is sufficiently low, then some users may choose to settle all their transactions before considering T , thus the emerging order of the currencies matters for the users' currency choice.

which the allocation of usage among currencies deviates from a perfectly equal allocation. The index is calculated using the following formula

$$G_i = \frac{\sum_{t=1}^T \sum_{u=1}^T |x_{it} - x_{iu}|}{2T \sum_{t=1}^T x_{it}} = \frac{\sum_{t=1}^T \sum_{u=1}^T |x_{it} - x_{iu}|}{2T m_i}. \quad (14)$$

Proposition 4. *Let $\tilde{\kappa}_{it} := \frac{t(T-t)|d_{it}|}{T m_i}$ be user i 's Katz centrality adjusted by its difference in marginal cost between t and $t + 1$ without network effects. Then, $G_i = \sum_{t=1}^{T-1} \tilde{\kappa}_{it}$.*

Proposition 4 states that the Gini index of each user's currency allocation is a sum of Katz centralities adjusted by the difference in marginal costs for using currencies, excluding network effects. In other words, our model shows that a country's currency allocation for trade settlement would be more concentrated when it has a higher network centrality. Our model yields testable implications and can serve as a guide for designing and conducting further empirical studies on the effects of countries' positions in the network on their currency choice.

6 Conclusion

We develop a game-theoretic model of strategic competition between currency issuers, where issuers sequentially set commitment levels to the internationalization of their currencies, while users—interconnected in a trade network—decide the usage of each currency for their trade settlement. Users face exchange rate risk, and the costs for settling trade depend on the choices of trading partners and the commitment levels of issuers.

Our analysis reveals structural barriers to the internationalization of an emerging currency, explaining why being a dominant trading partner in bilateral trade is insufficient to achieve dominant currency status. The findings elucidate China's low commitment level and the RMB's limited global adoption despite its trade dominance, offering testable hypotheses to guide future empirical work on currency competition and network effects. We obtain the following key findings.

First, the status-quo issuer can deter the challenger and maintain its monopoly by committing strongly to the internationalization of its currency, benefiting the users. By committing early to high financial openness and institutional support, the status-quo issuer attracts all users, deterring

the entry of the emerging issuer by raising the cost of market-sharing. This explains the US's first-mover strategy—establishing the Bretton Woods Institutions—to maintain the USD dominance. Therefore, the emerging issuer, such as China, faces prohibitive costs to establish itself as an issuer of a new global currency, let alone to become a dominant issuer. However, a multipolar global payment system becomes more likely when the cost of currency internationalization becomes sufficiently low relative to the potential benefits.

Second, international trade integration amplifies the status-quo issuer's advantage. This is because greater trade interdependence magnifies network spillovers, thus increases the effectiveness of issuers' commitment to internationalizing their currencies, enabling the status-quo issuer to deter the emergence of new global currencies more effectively. This mechanism explains the increasing reliance on the USD for invoicing and settlement as international trade becomes more integrated, even when countries trade more with non-US partners.

Third, users' currency concentration—measured by the Gini index of their currency allocations—is positively correlated with their network centrality. In other words, central users are expected to concentrate currency usage, whereas peripheral users are more likely to diversify. This pattern arises because central users gain greater benefits from aligning their currency choice with that of their trading partners. Additionally, a central user's currency decisions exert broader influence (both directly and indirectly) on the choices of others, which further amplifies the payoff from using a particular currency. Hence, highly central users have stronger incentives to allocate more transactions to the currency that best serves their interests.

Fourth, an issuer gains a strategic advantage when users favoring its currency occupy central network positions. This result highlights how network position, not just trade volume, shapes currency competition. The US's high centrality and domestic user bias toward the USD incentivize strong commitment. On the other hand, China's initiatives, such as the BRI, AIIB and swap agreements, are often regional or bilateral and face challenges in scaling globally, which can be seen as attempts to internationalize its currency with a lower commitment level than the US. However, China may have a stronger incentive to internationalize the RMB if its network centrality is enhanced (e.g., stronger ties among its trading partners) and if its domestic economy and financial market continue to develop, leading to potential greater adoption of the RMB by users over time.

These insights offer a roadmap for empirical studies linking trade network data, issuer policy decisions, and currency adoption patterns. Our findings suggest that China needs to further benefit users, especially its domestic users, to internationalize the RMB. This involves reducing the risk of using the RMB for trade settlement through financial market development to increase the RMB liquidity. Moreover, it is crucial for China as a global currency issuer to convince Chinese firms to settle trade in the RMB, which can be achieved by boosting the domestic economy, thus enhancing the liquidity for users in China. When users in China have a strong preference for home currency over the status-quo, a higher centrality of China in the global trade network would support the internationalization of the RMB since it strengthens China's incentive to raise its commitment level and allows the strong preference of users in China to spread through the network.

There are important limitations to our model. First, we interpret China's low commitment as reflecting bilateral or regional agreements and capital account constraints, contrasting with US global institutions and open capital accounts. However, the model does not explicitly account for issuers' strategies in targeting specific users or regions. Second, our analysis relies on the linear-quadratic perceived cost functions of users, derived from the mean-variance preferences. Then, first-order conditions produce a system of linear equations, allowing us to link the users' currency allocations to their positions in the trade network. Although this functional form is restrictive, such quadratic functions can be seen as the second-order Taylor approximations of general convex functions that represent risk aversion, providing a balance between theoretical clarity and analytical tractability. This approach aligns with foundational work in financial economics (e.g., [Markowitz, 1952](#)) and network games (e.g., [Ballester et al., 2006](#)), while enabling closed-form solutions that connect equilibrium outcomes to network structure.

Appendix: Proofs

Proof of Lemma 1. The proof follows directly from (7) and (9). \square

Proof of Lemma 2. To show the existence of the SPE, we show that the best responses exist at every subgame. First, consider b 's best response given any e_a chosen by a . Let $\mathbf{A} := \sum_{\ell=0}^{\infty} \lambda^{\ell} \mathbf{w}^{\ell}$ be the $n \times n$ matrix defined in Section 3.1. From (8), the total usage of currency b is $X_b(e_b) = \frac{M - \sum_{i \in N} \sum_{j \in N} A_{ij} \gamma_j(e_a, e_b)}{2}$. Thus, b 's utility is $u_b(e_b) = \frac{M - \sum_{i \in N} \sum_{j \in N} A_{ij} \gamma_j(e_a, e_b)}{2} - k c_b(e_b)$, which is concave as $-\sum_{i \in N} \sum_{j \in N} A_{ij} \gamma_j(e_b)$ is a sum of concave functions and $c_b(e_b)$ is convex. We find b 's best response to a 's commitment level $e_a \in [0, 1]$ by taking the FOC w.r.t e_b

$$\frac{\partial u_b(e_a, e_b)}{\partial e_b} = \frac{1}{\beta_a + \beta_b} \sum_{j \in N} \sum_{i \in N} A_{ij} f'_{jb}(e_b) - k c'_b(e_b) = 0. \quad (15)$$

Let e'_b be the unique solution for (15). Then, b 's best response when a internationalizes its currency is $\tilde{e}_b = \min\{1, e'_b\}$ if $u_b(e_a, \tilde{e}_b) > 0$ and \emptyset otherwise. When a chooses not to internationalize its currency, b 's best response is $e_b = 0$.

Next, consider when a chooses an e_a between $[0, 1]$ anticipating b 's best response, which is either \tilde{e}_b or \emptyset . Since $u_b(e_a, \tilde{e}_b)$ is decreasing in e_a , there exists a value $\hat{e}_a \in \mathbb{R}$ such that $u_b(\hat{e}_a, \tilde{e}_b) = 0$, thus b 's best response is \tilde{e}_b if $e_a < \hat{e}_a$ and \emptyset if $e_a \geq \hat{e}_a$. Hence, a 's utility function is $u_a(e_a) = \frac{M + \sum_{i \in N} \sum_{j \in N} A_{ij} \gamma_j(e_a, \tilde{e}_b)}{2} - k c_a(e_a)$ for $e_a < \hat{e}_a$, and $u_a(e_a) = M - k c_a(e_a)$ for $e_a \geq \hat{e}_a$. Since $\lim_{e_a \rightarrow \hat{e}_a^-} u_a(e_a) = \frac{M + \sum_{i \in N} \sum_{j \in N} A_{ij} \gamma_j(\hat{e}_a, \tilde{e}_b)}{2} - k c_a(\hat{e}_a) \leq M - k c_a(\hat{e}_a)$, $u_a(e_a)$ is upper-semicontinuous. By the Weierstrass maximum theorem, a 's choice set obtains its maximum values. a compares the optimal commitment level e_a and the option of not to promote its currency ($u_a(\emptyset) = 0$) and chooses its best response. Therefore, the best responses exist at every subgame and thus, the game has at least one SPE. \square

Proof of Lemma 3. To analyze the SPE, we derive the best response of each issuer given the choice of the other. Given b 's best response as derived in the Proof of Lemma 2, we can analogously find a 's optimal commitment level \tilde{e}_a when they share the market. However, it may be more beneficial for a to choose a commitment level that makes b give up. The commitment level for a to deter b is $\underline{e}_a = \hat{e}_a$ if $\hat{e}_a \geq 0$ and $\underline{e}_a = 0$ otherwise, which is not feasible if $\hat{e}_a > 1$. a 's best response is

\underline{e}_a if $u_a(\tilde{e}_a, \tilde{e}_b) \leq u_a(\underline{e}_a, \emptyset)$ (detering is more beneficial) and $\hat{e}_a \leq 1$ (detering is feasible). When it is not beneficial or not feasible for a to deter b , its best response is \tilde{e}_a if $u_a(\tilde{e}_a, \tilde{e}_b) > 0$, and \emptyset otherwise. Since both issuers play their best responses in the SPE, possible SPE outcomes are

$$\{e_a^*, e_b^*\} = \begin{cases} \{\underline{e}_a, \emptyset\} & \text{if } u_a(\tilde{e}_a, \tilde{e}_b) \leq u_a(\underline{e}_a, \emptyset) \text{ and } \hat{e}_a \leq 1 \\ \{\emptyset, 0\} & \text{if } u_a(\tilde{e}_a, \tilde{e}_b) \leq 0 \text{ and either } u_a(\tilde{e}_a, \tilde{e}_b) > u_a(\underline{e}_a, \emptyset) \text{ or } \hat{e}_a > 1 \\ (\tilde{e}_a, \tilde{e}_b) & \text{otherwise.} \end{cases}$$

Now we are ready to find the values of k for each case above.

We first find the values of k so that $\{e_a^*, e_b^*\} = \{\underline{e}_a, \emptyset\}$. We can check that when $k \rightarrow 0$, $\{e_a^*, e_b^*\} = \{\tilde{e}_a(k), \tilde{e}_b(k)\} = \{1, 1\}$ and both gain a non-negative total usage, thus $\hat{e}_a(k) > 1$. Moreover, when $k = \frac{M}{\min_p\{c_p(0)\}}$, $u_b(0, \tilde{e}_b) < 0$, thus $\hat{e}_a < 0$ and $\{e_a^*, e_b^*\} = \{\emptyset, \emptyset\}$. By the chain rule, $u_b(\tilde{e}_b; k)$ is decreasing in k , thus \hat{e}_a is decreasing in k . Therefore, $\exists \hat{k} \in [0, \frac{M}{\min_p\{c_p(0)\}}]$ such that $\hat{e}_a(\hat{k}) = 1$ and $\hat{e}_a(k) < 1$ for any $k \in (\hat{k}, \frac{M}{\min_p\{c_p(0)\}}]$. Similarly, $\exists \check{k} \in [0, \frac{M}{\min_p\{c_p(0)\}}]$ such that $\hat{e}_a(\check{k}) = \tilde{e}_a(\check{k})$ and $\hat{e}_a(k) < \tilde{e}_a(k)$ for any $k \in (\check{k}, \frac{M}{\min_p\{c_p(0)\}}]$. Next, we find the values of k such that $u_a(\tilde{e}_a, \tilde{e}_b; k) \leq u_a(\underline{e}_a, \emptyset; k)$. We only need to consider the range of k such that $\tilde{e}_a(k) = e'_a(k) \leq 1$ and $\hat{e}_a(k) \geq 0$. By applying the chain rule, $\frac{\partial[u_a(\underline{e}_a, \emptyset; k) - u_a(\tilde{e}_a, \tilde{e}_b; k)]}{\partial k} = -k \left[\frac{\partial c_a(\underline{e}_a)}{\partial \underline{e}_a} \frac{\partial \underline{e}_a}{\partial k} - \frac{\partial c_b(\tilde{e}_b)}{\partial \tilde{e}_b} \frac{\partial \tilde{e}_b}{\partial k} \right] - [c_a(\underline{e}_a) - c_a(\tilde{e}_a)]$, which is negative when $\underline{e}_a(k) > \tilde{e}_a(k)$ and is positive when $\underline{e}_a(k) < \tilde{e}_a(k)$, that is, when $k > \check{k}$. Note that when $k \rightarrow 0$, $u_a(\underline{e}_a, \emptyset) \rightarrow M > u_a(\tilde{e}_a, \tilde{e}_b)$; when $\hat{e}_a(k) = 0$, $u_a(\underline{e}_a, \emptyset) > u_a(\tilde{e}_a, \tilde{e}_b)$. Hence, $u_a(\tilde{e}_a, \tilde{e}_b)$ and $u_a(\underline{e}_a, \emptyset)$ may intersect at at most two points, and $u_a(\tilde{e}_a, \tilde{e}_b) \leq u_a(\underline{e}_a, \emptyset)$ for any k larger than the highest intersection point. (If they do not intersect, this inequality is always satisfied.) Note that in the case the two functions intersect at two points, \hat{k} has to be higher than the lower intersection point. This is because $\hat{e}_a(\hat{k}) = 1 > \tilde{e}_b(\hat{k})$, which implies $\frac{\partial[u_a(\underline{e}_a, \emptyset; k) - u_a(\tilde{e}_a, \tilde{e}_b; k)]}{\partial k} \Big|_{k=\hat{k}} > 0$. Let $\dot{k} \geq \hat{k}$ be the minimum k such that both inequalities hold for any $k \geq \dot{k}$. If $k \in [\dot{k}, \frac{M}{\min_p\{c_p(0)\}}]$, then $\{e_a^*, e_b^*\} = \{\underline{e}_a, \emptyset\}$.

Next, we find the values of k such that $\{e_a^*, e_b^*\} = \{\emptyset, 0\}$, which occurs when a gets a negative utility by playing \tilde{e}_a and not being able to deter b . By the chain rule, $u_a(\tilde{e}_a, \tilde{e}_b; k)$ is decreasing in k . Consider k' such that $u_a(\tilde{e}_a, \tilde{e}_b; k') = 0$. Such k' is in $[0, \frac{M}{\min_p\{c_p(0)\}})$ since $u_a(\tilde{e}_a, \tilde{e}_b; k) < 0$ when $k = \frac{M}{\min_p\{c_p(0)\}}$. Then, $u_a(\tilde{e}_a, \tilde{e}_b; k) \leq 0$ given any $k \in [k', \frac{M}{\min_p\{c_p(0)\}}]$. When $k' \geq \dot{k}$, $\nexists k$ such that $\{e_a^*, e_b^*\} = \{\emptyset, 0\}$. When $k' < \dot{k}$, if $k \in [k', \dot{k})$, then $\{e_a^*, e_b^*\} = \{\emptyset, 0\}$. Let $\underline{k} = \min\{k', \dot{k}\}$. If

$k \in [\underline{k}, \frac{M}{\min_p \{c_p(0)\}}]$, then either $e_a^* = \emptyset$ or $e_b^* = \emptyset$. If $k \in [0, \underline{k})$, then $\{e_a^*, e_b^*\} = \{\tilde{e}_a, \tilde{e}_b\}$. \square

Proof of Proposition 1. First, we show that when players are symmetric, $\nexists k$ such that $\{e_a^*, e_b^*\} = \{\emptyset, 0\}$. When players are symmetric, $\tilde{e}_a(k) = \tilde{e}_b(k) = \tilde{e}(k)$ for any k . Consider k' such that $u_a(\tilde{e}, \tilde{e}; k') = u_b(\tilde{e}, \tilde{e}; k') = 0$ as defined in the proof of Lemma 3. From (7), $d_i(\tilde{e}(k'), \tilde{e}(k')) = 0$ for all i , thus $X_a(\tilde{e}(k'), \tilde{e}(k')) = \frac{M}{2}$. Hence, a chooses $\underline{e}_a = \tilde{e}(k')$ and deters b . Therefore, $k' \geq \dot{k}$. This implies that $\nexists k$ such that $\{e_a^*, e_b^*\} = \{\emptyset, 0\}$.

Next, we derive the case when a deters b with zero commitment level. Let \bar{k} be k such that $\hat{e}_a(\bar{k}) = 0$. Since \hat{e}_a is decreasing in k , if $\bar{k} \leq k \leq \frac{M}{c(0)}$, then $\{e_a^*, e_b^*\} = \{0, \emptyset\}$ and $\{X_a^*, X_b^*\} = \{M, 0\}$. By Lemma 3, if $k \in [\underline{k}, \bar{k})$, then $0 < e_a^* \leq 1, e_b^* = \emptyset, X_a^* = M$ and $X_b^* = 0$. If $k \in [0, \underline{k})$, then $e_a^* = e_b^* = \tilde{e}(k) \in [0, 1]$.

Next, we show that \underline{k} is increasing in β by proving both $u_a(\tilde{e}, \tilde{e}) - u_a(\underline{e}_a, \emptyset) = \frac{-M}{2} + k[c(\underline{e}_a(k, \beta)) - c(\tilde{e}(k, \beta))]$ and $\beta, u_b(1, \tilde{e})$ are increasing in β . Since $\underline{k} \leq k'$, $u_a(\tilde{e}, \tilde{e}; \underline{k}) = u_b(\tilde{e}, \tilde{e}; \underline{k}) \geq 0$, which implies $\underline{e}_a(\underline{k}, \beta) = \hat{e}(\underline{k}, \beta) \geq \tilde{e}(\underline{k}, \beta)$. From (15), \tilde{e} is increasing in β . Consider any $k \in [\underline{k}, k')$. As β increases, $\hat{e}_a(k, \beta)$ (and thus $\underline{e}_a(k, \beta)$) increases more than $\tilde{e}(k, \beta)$ so that $u_b(\hat{e}_a, \tilde{e}) = 0$, implying $k[c(\underline{e}_a(k, \beta)) - c(\tilde{e}(k, \beta))]$ is increasing in β . Since $d_i(1, e_b) \geq 0$ is decreasing in $\beta \forall i$, by the envelope theorem, $u_b(1, \tilde{e})$ is increasing in β . Therefore, \underline{k} is increasing in β .

Finally, we show that \underline{k} is increasing in M . From (7) and (15), an increase in M does not change $\mathbf{d}(e_a, e_b)$ and \tilde{e} , which means $u_b(e_a, \tilde{e})$ is increasing in M , implying \underline{e}_a and $u_b(1, \tilde{e})$ are increasing in M . Hence, both $k[c(\underline{e}_a(k)) - c(\tilde{e}(k))]$ and $u_b(1, \tilde{e})$ are increasing in M , implying \underline{k} is increasing in M . \square

Proof of Lemma 4. Suppose that $\mathbf{w}' \succeq \mathbf{w}$. Define $\mathbf{A} := \sum_{\ell=0}^{\infty} \lambda^\ell \mathbf{w}^\ell$ and $\mathbf{A}' := \sum_{\ell=0}^{\infty} \lambda^\ell \mathbf{w}'^\ell$. From (7) and (8), for any $p \in \{a, b\}$,

$$\frac{\partial X_p(\mathbf{w}')}{\partial e_p} - \frac{\partial X_p(\mathbf{w})}{\partial e_p} = \frac{1}{\beta_a + \beta_b} \sum_{i \in N} \sum_{j \in N} (A'_{ij} - A_{ij}) \frac{\partial f_{jp}(e_p)}{\partial e_p} > 0 \quad (16)$$

since $A'_{ij} \geq A_{ij}$ with at least one inequality.

Suppose that $f_{ip}(e) = \mu_i f_{i,-p}(e) \forall i \in N$. From (16), for any $e \in [0, 1]$,

$$\frac{\partial X_p(\mathbf{w}')}{\partial e_p} - \frac{\partial X_p(\mathbf{w})}{\partial e_p} = \frac{1}{\beta_a + \beta_b} \sum_{i \in N} \sum_{j \in N} (A'_{ij} - A_{ij}) \mu_j \frac{\partial f_{j,-p}(e_{-p})}{\partial e_{-p}} > \frac{\partial X_{-p}(\mathbf{w}')}{\partial e_{-p}} - \frac{\partial X_{-p}(\mathbf{w})}{\partial e_{-p}}.$$

□

Proof of Proposition 2. Consider the game with $k \in [0, k']$. When the players are symmetric, $\gamma_i(e_a, \tilde{e}) = \gamma(e_a, \tilde{e}) = \frac{f(e_a) - f(\tilde{e}(k))}{\beta} > 0$ for any $e_a \in (\tilde{e}(k), 1]$ and for any i . Hence, $d_i = \gamma(e_a, \tilde{e}) \kappa_i > 0$ for any i . From (2) and (8), $u_b(e_a, \tilde{e}) = \frac{M - \gamma(e_a, \tilde{e}) \sum_{i \in N} \kappa_i}{2} - k c(\tilde{e}(k))$. Since $\tilde{e}(k)$ is b 's best response to e_a , by the envelope theorem

$$\frac{\partial u_b(e_a, \tilde{e})}{\partial w_{gh}} = -\frac{\gamma(e_a, \tilde{e})}{2} \sum_{i \in N} \frac{\partial \kappa_i}{\partial w_{gh}} < 0$$

for any pair (g, h) . Since $\frac{\partial u_b(e_a, \tilde{e})}{\partial w_{gh}} < 0$ holds for any $e_a \in (\tilde{e}(k), 1]$, $\underline{e}_a(\mathbf{w}', k) < \underline{e}_a(\mathbf{w}, k)$, which means a can deter b with a lower commitment level. From Lemma 4, $\tilde{e}(\mathbf{w}') > \tilde{e}(\mathbf{w})$ and thus $u_a(\tilde{e}, \tilde{e}) - u_a(\underline{e}_a, \emptyset)$ is decreasing in w_{gh} . Therefore, \underline{k} is decreasing in w_{gh} . □

Proof of Proposition 3. Suppose that $k < \underline{k}$. Then, we have $e_p^* = \tilde{e}_p(\mathbf{w})$ for any $p \in \{a, b\}$. Without loss of generality, suppose that $f_{ia}(e) = f_{jb}(e) = \mu f_{ib}(e) = \mu f_{ja}(e)$ with $\mu > 1$. Consider vector γ in (7). We have

$$\begin{aligned} \gamma_h(e_a, e_b) &= \frac{f(e_a) - f(e_b)}{2\beta} := \bar{\gamma} \\ \gamma_i(e_a, e_b) &= \bar{\gamma} + \Delta_i(e_a, e_b) \\ \gamma_j(e_a, e_b) &= \bar{\gamma} + \Delta_j(e_a, e_b) \end{aligned}$$

where $\Delta_i(e_a, e_b) := \frac{f_{ia}(e_a) - f(e_a) - f_{ib}(e_b) + f(e_b)}{2\beta}$ and $\Delta_j(e_a, e_b) := \frac{f_{ja}(e_a) - f(e_a) - f_{jb}(e_b) + f(e_b)}{2\beta}$. Then, (7) becomes $\mathbf{d} = [\kappa_g \bar{\gamma} + A_{gi} \Delta_i + A_{gj} \Delta_j]_{g=1}^n$. Since $\sum_{g=1}^n A_{gi} = \sum_{g=1}^n A_{ig} = \kappa_i$, the sum of all entries of \mathbf{d} gives

$$X_a(e_a, e_b) - X_b(e_a, e_b) = \sum_{g=1}^n \kappa_g \bar{\gamma} + \kappa_i \Delta_i(e_a, e_b) + \kappa_j \Delta_j(e_a, e_b). \quad (17)$$

Suppose that $\kappa_i > \kappa_j$. From (17), $X_a > X_b$ when $e_a = e_b$. Moreover, from (8) and (17),

$\frac{\partial X_a}{\partial e_a} \Big|_{e_a=e} - \frac{\partial X_b}{\partial e_b} \Big|_{e_b=e} = \frac{1}{4\beta} [(\kappa_i - \kappa_j)[(\mu - 1)f'_{ib}(e)]] > 0$ for any e . Hence, $\tilde{e}_a \geq \tilde{e}_b$. Therefore, $e_a^* \geq e_b^*$ (equality holds only if $e_a^* = e_b^* = 1$ when k is sufficiently close to 0) and $X_a^* > X_b^*$. \square

Proof of Proposition 4. Since $x_{i\tau} - x_{i,\tau+c} = \sum_{t=\tau}^{\tau+c-1} d_{it}$ for any natural number $c \in [1, T - \tau]$, the statement follows directly from (14). \square

References

- ACEMOGLU, D., A. OZDAGLAR, AND A. TAHBAZ-SALEHI (2015): “Networks, shocks, and systemic risk,” Tech. rep., National Bureau of Economic Research.
- BALLESTER, C., A. CALVÓ-ARMENGOL, AND Y. ZENOU (2006): “Who’s who in networks. Wanted: The key player,” *Econometrica*, 74, 1403–1417.
- BALLESTER, C., Y. ZENOU, AND A. CALVÓ-ARMENGOL (2010): “Delinquent networks,” *Journal of the European Economic Association*, 8, 34–61.
- BECK, T., A. DEMIRGÜÇ-KUNT, AND R. LEVINE (2003): “Law and finance: why does legal origin matter?” *Journal of Comparative Economics*, 31, 653–675.
- BOBBA, M., A. POWELL, AND G. D. CORTE (2007): “On the determinants of international currency choice: Will the Euro dominate the world?” .
- CALVÓ-ARMENGOL, A., E. PATACCHINI, AND Y. ZENOU (2009): “Peer effects and social networks in education,” *The review of economic studies*, 76, 1239–1267.
- CHAHROUR, R. AND R. VALCHEV (2017): “International medium of exchange: Privilege and duty,” *Boston College Department of Economics*.
- CHINN, M. AND J. A. FRANKEL (2008): “Why the euro will rival the dollar,” *International Finance*.
- CHIȚU, L., B. EICHENGREEN, AND A. MEHL (2014): “When did the dollar overtake sterling as the leading international currency? Evidence from the bond markets,” *Journal of Development Economics*, 111, 225–245.

- DALIO, R. (2021): *The changing world order: Why nations succeed or fail*, Simon and Schuster Limited.
- DOWD, K. AND D. GREENAWAY (1993): “Currency competition, network externalities and switching costs: Towards an alternative view of optimum currency areas,” *The Economic Journal*, 103, 1180–1189.
- EICHENGREEN, B. (2011): “The renminbi as an international currency,” *Journal of Policy Modeling*, 33, 723–730.
- FLANDREAU, M. AND C. JOBST (2009): “The empirics of international currencies: Network externalities, history and persistence,” *The Economic Journal*, 119, 643–664.
- FRANKEL, J. (2012): “Internationalization of the RMB and historical precedents,” *Journal of Economic Integration*, 27, 329–365.
- GINI, C. (1912): *Variabilità e mutabilità: contributo allo studio delle distribuzioni e delle relazioni statistiche*. [Fasc. I.], Tipogr. di P. Cuppini.
- GOURINCHAS, P.-O. AND H. REY (2007): “International financial adjustment,” *Journal of Political Economy*, 115, 665–703.
- KATZ, L. (1953): “A new status index derived from sociometric analysis,” *Psychometrika*, 18, 39–43.
- KIKUCHI, T., S. LIU, AND L. PHAM (2025): “Club formation and the changing world order,” *arXiv preprint arXiv:2209.10206*.
- LAGOS, R. AND R. WRIGHT (2005): “A unified framework for monetary theory and policy analysis,” *Journal of Political Economy*, 113, 463–484.
- LEE, J.-W. (2014): “Will the renminbi emerge as an international reserve currency?” *The world economy*, 37, 42–62.
- LIU, T., D. LU, AND W. T. WOO (2019): “Trade, finance and international currency,” *Journal of Economic Behavior & Organization*, 164, 374–413.
- MARKOWITZ, H. (1952): “Portfolio selection,” *The Journal of Finance*, 7, 77–91.

- MATSUYAMA, K., N. KİYOTAKI, AND A. MATSUI (1993): “Toward a theory of international currency,” *The Review of Economic Studies*, 60, 283–307.
- PORTA, R. L., F. LOPEZ-DE SILANES, A. SHLEIFER, AND R. W. VISHNY (1998): “Law and finance,” *Journal of Political Economy*, 106, 1113–1155.
- QUINN, D. P. AND C. INCLAN (1997): “The origins of financial openness: A study of current and capital account liberalization,” *American Journal of Political Science*, 771–813.
- RAJAN, R. G. AND L. ZINGALES (2003): “The great reversals: the politics of financial development in the twentieth century,” *Journal of Financial Economics*, 69, 5–50.
- SIRANOVA, M. AND M. D. ROCHA (2020): “Determinants shaping the international currency system: Where do currencies stand relative to their equilibria?” *The World Economy*, 43, 458–483.
- VAUBEL, R. (1984): “The government’s money monopoly: Externalities or natural monopoly?” *Kyklos*, 37, 27–58.