

In the Network of the Conclave: Social Network Analysis and the Making of a Pope

Giuseppe Soda^{a,b}, Alessandro Iorio^{a,b}, and Leonardo Rizzo^{a,b,c}

^aBocconi University, Department of Management of Technology, Via Roentgen 1, 20136, Milan, Italy

^bSDA Bocconi, Network Innovation Lab, Via Sarfatti 10, 20136, Milan, Italy

^cCentral European University, Department of Network and Data Science, Quellenstraße 51, 1100, Wien, Austria

Abstract

This study brings a network perspective to the centuries-old mystery of papal elections by mapping the relational architecture of the College of Cardinals. Using publicly available data sources, such as official Vatican directories and episcopal consecration records, we assemble a multilayered network that captures cardinals’ co-membership in various collegial bodies of the Vatican and their consecration ties. We then calculate structural metrics to capture three key mechanisms that we suggest have a crucial role in the dynamics of the conclave: status, mediation power, and coalition building. Our descriptive study—publicly shared before the white smoke of May 8, 2025—uncovers a striking case: Cardinal Robert F. Prevost, largely ignored by pundits, bookmakers, and AI models, held a uniquely advantageous position in the Vatican network, by virtue of being both highly central and positioned in-between others. Thus, although being considered an underdog by many, the network perspective suggests that Cardinal Prevost (elected as Pope Leo XIV) was *de facto* one of the strongest “papabili.” In highlighting the divergence between network-agnostic and network-informed analyses, we show the merit of adopting a social network perspective to study the conclave. Rather than predicting ballots, our work demonstrates how network theory can reveal the structural preconditions for consensus. We argue that any serious inquiry into future conclaves—or analogous elite decision processes—must begin by charting the relational space of influence before considering doctrinal, regional, or theological dimensions.

Keywords: social network analysis centrality measures papal conclave

1 Introduction

Q: “Is the Holy Spirit responsible for the election of a pope?”

*A: “I would not say so, in the sense that the Holy Spirit picks out the Pope. . . I would say that the Spirit does not exactly take control of the affair, but rather, like a good educator, as it were, leaves us much space, much freedom, without entirely abandoning us. Thus the Spirit’s role should be understood in a much more elastic sense—not that he dictates the candidate for whom one must vote. Probably the only assurance he offers is that the thing cannot be totally ruined. . . **There are too many contrary instances of popes the Holy Spirit obviously would not have picked!**”*

(Interview with Cardinal Ratzinger, later Pope Benedictus XVI; emphasis ours)

Few decision-making processes in the modern world remain as cloaked in rituals, secrecy, and symbolism as the papal conclave. When the College of Cardinals gathers in the Sistine Chapel to elect a new pope, the world watches for the white smoke that signals the outcome of a process often described as guided by divine inspiration. Yet, as the quote above suggests, the process is not so much steered by divine forces as it is shaped by human judgment and negotiation. The very same existence of “contrary instances”—as Cardinal Ratzinger stated—reveals that the conclave, as many others human organizations, is not immune to mechanisms such as mediation power, coalition building, and status dynamics, which can play a crucial role in influencing the voting dynamics that determine the new pope of the Roman Catholic Church.

Although the cardinals in the conclave are secluded from the rest of the world, they are not isolated from the force field of social influences among them built through interpersonal connections (Padgett and Ansell, 1993; Krackhardt, 1990). Indeed, we argue that the conclave is a complex, highly relational decision-making process, where influence flows through network ties, which form the social scaffolding through which consensus can be built (Urena et al., 2019; Stevenson and Greenberg, 2000). These ties create a complex network that connects the cardinals, allowing them to get to know each other, work together, exchange ideas, and transfer information (Granovetter, 1973; Reagans and McEvily, 2003). Given this relational structure, therefore, we ask: What role does the network—and the structural position each cardinal occupies within it—play in shaping the likelihood that someone can emerge as frontrunner candidate during the conclave?

The question is as consequential as difficult to answer. Obtaining reliable data to understand why some cardinals emerge as key figures and how the college converges toward a candidate—and, more generally, what happens during the conclave—is, in fact, extremely challenging, if not impossible. Those who participate in the conclave are bound to absolute silence, even years after the fact, under penalty of excommunication.¹ But does this mean we should abandon a scientific approach and resort to speculation? We argue not.

In this paper, we advocate for applying social network theories and methods to enhance the understanding of the papal conclave by examining how interpersonal connections among cardinals may shape decision-making (Borgatti et al., 2009). This relational perspective allows us to move beyond anecdotal interpretations, offering a systematic lens for studying how patterns of connections may influence voting behavior. While certain ties—such as trust or support—may emerge or evolve during the conclave, the backbone of the network structure, built through long-standing institutional, personal, and professional relationships, originates prior to it. Analyzing the preexisting networks, therefore, provides a valuable vantage point for anticipating the dynamics of consensus formation within the conclave.

Specifically, while acknowledging that formal ecclesiastical hierarchies define roles and responsibilities, we suggest that influence and consensus dynamics within the conclave are embedded in relations, which can be made visible and analytically tractable through a network perspective (Pfeffer, 2007). In doing so, we can model the conclave as a complex multiplex social system, and thus illuminate key network mechanisms underlying papal succession.

Drawing on publicly available data, such as official Vatican documents, books, and journalistic reports, we systematically reconstruct the network leading up to the 2025 papal conclave to identify which individuals occupy central, bridging, or otherwise structurally advantageous positions within the College of Cardinals. In other words, we provide a systematic, network-based method for identifying potential *papabili*.² Using standard tools from social network analysis—including

¹The Apostolic Constitution *Universi Dominici Gregis* (John Paul II, 22 February 1996), which sets forth the norms for the conduct of the conclave, establishes the penalty of *latae sententiae* excommunication: “for those involved in the conclave who are bound to secrecy, in the event of violating that secrecy (n. 58)”.

²*Papabile* (pope-able), plural *papabili*, is an unofficial Italian term coined by Vaticanologists and used internationally in many languages to describe a Catholic man—in practice, always a cardinal—who is thought of as a likely or possible

centrality measures and community detection algorithms—we evaluate each cardinal’s structural position within the ecclesiastical network (Freeman, 1977; Podolny, 2005).

Importantly, this was not an ex-post exercise. Our model and its results were finalized and shared prior to the white smoke that signaled the election of Pope Leo XIV on May 8, 2025. On May 7, 2025, we completed our analyses and shared the results on *Corriere della Sera* and Bocconi University’s website. That same evening, *Corriere della Sera* prepared a full article based on our findings, which went to print overnight. By the morning of May 8th, hours before the outcome of the conclave, hard copies of the newspaper featuring our network-based ranking of papabili were available at newsstands across Italy (see Figure A1 in the Appendix for the printed version of the article). In this sense, our model did not just interpret events after the fact. Rather, it provided a structural analysis that entered the public domain before the final outcome was released.

Our approach is rooted entirely in network theory and mathematics, taking advantage of a decades of research on network status, information control and mediation power, and coalition building (Podolny, 2001; Burt, 1992; Mizruchi, 1992). We did not leverage natural language processing, deep learning, or other artificial intelligence tools. Rather, this is a case of applying a classic social network analysis approach to a novel setting—leveraging co-membership ties and apostolic lineages—to shed light on one of the most secretive decision-making processes in the world. Our findings suggest that understanding who is papabile is not only a matter of ideology, but also of relational embeddedness, that is, being known, trusted, and connected in the right ways to the right others (Useem, 1986; Heinz, 1993).

2 The Networks Behind the Pyramid

2.1 Collegial Structures

By virtue of its millennial resilience, unique among human organizations, the Roman Catholic Church is often cited as a paradigmatic example of a top-down organizational hierarchy (Coopman

candidate to be elected pope by the College of Cardinals. This term has become so pervasive that is commonly used in the society to indicate all possible candidates to any type of succession.

and Meidlinger, 2000). In fact, its internal order is defined by a clear chain of authority (Noll et al., 2022). Canon law and ecclesiastical tradition assign specific offices—starting from the pope and Roman Curia down through cardinals, bishops, priests, and deacons—each with formally defined duties, so that tasks and responsibilities are divided, coordinated, and supervised through an official hierarchy. However, on much more careful and rigorous analysis, this appears to be a simplistic, if not stereotyped, view of how such a complex organization actually operates. In several key passages of *The Code of Canon Law* it is stated the “collegial” spirit underlying key decision-making processes within the Church.³ For instance Can. 353 §1 clarifies that “Cardinals assist the Supreme Pastor of the Church in collegial fashion particularly in Consistories. . .” and Can. 349 established that “[. . .] The cardinals assist the Roman Pontiff either collegially when they are convoked to deal with questions of major importance, or individually when they help the Roman Pontiff through the various offices they perform, especially in the daily care of the universal Church.”

Thus, while the hierarchical structure of the Catholic Church reflects a vertical chain of command, with the pope at the apex, such a depiction risks obscuring the complex, consultative, and collaboration-based processes that characterize its governance and organization. Central to this collaborative approach is the role of various collegial bodies, such as dicasteries, congregations, commissions, and councils, which support and advise the pope in exercising his office. These include institutions like the Dicastery for the Doctrine of the Faith, the Council for the Economy, and the Synod of Bishops, all of which function with a spirit of shared responsibility and collective discernment.⁴ Thus, while final authority rests with the pope, the actual process involves substantial interaction, negotiation, and consensus-building among several actors. Like in many large and

³A major reorganization initiated by Pope Pius X was incorporated into the 1917 Code of Canon Law, marking a significant step in formalizing the structure of the Roman Curia. Further reforms were undertaken by Pope Paul VI in the 1960s, aimed at modernizing procedures and increasing the international representation within the Curia. These efforts were reflected in the 1983 revision of the Code of Canon Law. In 1988, Pope John Paul II introduced another wave of structural and functional reforms through the apostolic constitution *Pastor bonus* (“The Good Shepherd”), which served as the guiding document for curial operations for over three decades. This was eventually superseded in 2022 by a new apostolic constitution, *Praedicate evangelium* (“Preach the Gospel”), issued by Pope Francis, which further redefined the Curia’s mission and organization.

⁴Since the Second Vatican Council (1962–1965), there has been a significant theological and organizational emphasis on episcopal collegiality—the principle that, while the Pope holds primacy, bishops collectively share responsibility for governing the universal Church.

complex organizations, also in the Catholic Church the extensive use of team- or group-based decision-making and coordination mechanisms, such as committees, task forces, or project teams, creates an articulated web of interactions among individuals by virtue of shared presence within these groups.

From a theoretical point of view, this approach has similarities with the idea of foci proposed by Feld (1981: 1018) in that “Foci (...) may actively bring people together or passively constrain them to interact.” While Feld’s (1981) concept of foci is broader than the organizational focus studied here, we suggest that the formal dimensions of an organization are very powerful structural foci for intra-organizational interactions (Coser, 1974; Merton, 1976). This idea echoes Shipilov et al. (2014: 73) work on bureaucrats, proposing the idea of structured foci defined as “[...] formal entities that actively and regularly bring individuals together to engage in organized joint activities created specifically to encourage members to form personal bonds.” Similarly, Dahlander and McFarland (2013) embrace the idea of formal organization as meaningful foci for its members. They demonstrate that individuals who share organizational foci are more likely to form social ties. Moreover, it is not simply the formation of ties that is shaped by organizational foci, but rather the evolutionary pattern of informal networks. For example, in the context of project organizations, Anjos and Reagans argue that actors’ interproject mobility has a negative effect on network connections: “when two individuals stop working together, their network connection decays quickly” (Anjos and Reagans 2020: 11).

Similar to directors sitting in corporate boards (Mizruchi, 1996), or actors collaborating in movies (Watts and Strogatz, 1998), the shared participation of cardinals in the formal collegial bodies of the Roman Curia constitute ties in the co-membership networks (Breiger, 1974). Thus, to capture and analyze how structural influence unfolds among cardinals, we used a well-established technique from social network analysis by projecting a bipartite network—linking cardinals to collegial organizational bodies—into a cardinal-by-cardinal co-membership network. While our context differs, we draw methodological inspiration from Porter et al. (2005), who applied a similar approach to study co-membership patterns among legislators in the U.S. House of Representatives.

In our case, the two-mode network connects cardinals to the collegial bodies to which they are assigned. Through collaboration within these bodies, cardinals cultivate mutual familiarity, exchange ideas, information, and expertise, and provide reciprocal support. To summarize, the network-based lens highlights that decision-making in the Catholic Church—especially at the Vatican level—is shaped through complex webs of interlocking memberships and collaborative structures. As such, this network originating from formal assignments constitutes a fundamental component of the salient relational infrastructure relevant to the conclave.

To achieve a more fine-grained understanding of the network that connects those entrusted with electing the pope, formal ties should be complemented by more informal connections—such as friendship, advice, or trust (Krackhardt et al., 1992). Although our study could not reliably capture informal relationships of this kind for all cardinals, we rigorously reconstructed another type of tie that enriches the co-membership structure and helps illuminate the multiple social spaces that characterize the conclave’s decision-making process.⁵ Specifically, we focus on lines of episcopal consecration, which we describe in detail in the following section.

2.2 Consecration Lines

Episcopal consecration inscribes each bishop into an unbroken apostolic lineage, sacramentally linking him to his principal consecrator and, ultimately, to the Apostles. This occurs through a solemn liturgical rite in which an already-consecrated bishop ordains a new bishop by laying hands on him, invoking the Holy Spirit, and reciting the consecratory prayer. This lineage is not merely symbolic—it establishes tangible institutional, theological, and social bonds. Consecration not only confers sacramental authority, but also forges a personal relationship between the consecrator and the ordained—one that can be understood as a strong tie in social network terms (Granovetter, 1973). Theologically, the principal consecrator is considered a “spiritual father,” a role that carries expectations of pastoral care, guidance, and trust (O’Malley, 2000).

⁵For a small subset of cardinals, we were able to supplement our data with journalistic reports suggesting the presence of informal ties (e.g., personal friendships or long-standing collaborations). We ran our analyses both with and without these additional ties and found no meaningful differences in the results. However, because these data are not systematically available across the full sample, we do not include them in the reported network.

Importantly, the rite of consecration typically involves not only the principal consecrator, but also one or two co-consecrators, reinforcing the collegial and communal character of the episcopate. When, for instance, a cardinal consecrates a bishop who is later elevated to the College of Cardinals, a tie is established that extends beyond liturgical function and becomes part of the lived social structure of the Church's leadership. These consecration ties, meticulously recorded in ecclesiastical annals, reflect the Catholic principle that the Church's mission is transmitted person-to-person, generation-to-generation, through the sacrament of orders.

In the context of the conclave, these ties take on a concrete political and relational significance. A cardinal who has consecrated another member of the college—whether as principal or co-consecrator—has played a formative role in that person's ecclesiastical trajectory. This relationship may imply a sense of loyalty, spiritual indebtedness, or alignment of vision. As such, consecration lines create a relational infrastructure of influence and obligation within the electoral body, shaping how support, trust, and alignment might unfold during the papal election.

3 Network Mechanisms and the Conclave

The papal conclave is the formal process through which the Roman Catholic Church elects its new pope. It is one of the oldest and most secretive electoral institutions still in use today, governed by centuries of tradition, detailed canonical legislation, and intricate ritual. Participation in the conclave is restricted to cardinal electors, that is, members of the College of cardinals who are under the age of 80 at the time the papacy becomes vacant. These electors gather in the Sistine Chapel, locked away *cum clave* ("with a key"), to deliberate and vote in complete seclusion from the outside world.

Despite its highly codified procedures, the conclave is far from a static or predictable event. One key reason is that the actual voting preferences and dynamics remain entirely confidential, even after the end of the conclave.⁶ Ballots are burned, and no official record of individual votes is

⁶Allegedly, the only conclave on which there is information on the voting patterns over different rounds is the 2013 conclave that ended with the election of Cardinal Bergoglio as Pope Francis. This information comes from a book wrote by journalist Gerard O'Connell (O'Connell, 2019).

ever released. This secrecy makes each conclave a unique and analytically challenging decision-making episode. It is reasonable to expect that electors may enter the conclave with a short list of preferred candidates—often shaped by theological affinity, regional interests, curial loyalties, pastoral vision or other personal qualities—but once voting begins, the electoral landscape can shift rapidly. The process is iterative: ballots are cast twice each morning and twice each afternoon, with the requirement of a two-thirds majority for a valid election. Early rounds may serve as signaling devices, allowing electors to test the waters, coalesce around emerging names, or block others (Grandori, 2013). As such, researchers lack the empirical data needed to retrospectively analyze voting behavior or train predictive models based on past outcomes.

To interpret the dynamics of the conclave that lead to the election of a pope, popular wisdom has produced a well-known saying: “He who enters the conclave as pope leaves as a cardinal.” This adage encapsulates the idea that individual attributes of a *papabile* represent only one component of a far more complex decision-making process, which is deeply shaped by relational dynamics. The conclave exemplifies a closed decision-making network, where each participant is both an actor with individual preferences and a node embedded in overlapping layers of influence—co-membership in dicasteries, shared consecration ties, doctrinal alignment, and regional blocs. This social structure extends beyond the cardinals admitted to the conclave itself reaching a broader set of key actors, who are part of the general congregations, consisting in preparatory meetings held in the days before the actual conclave. These meetings offer all cardinals—not only the electors—an opportunity to deliberate and prepare before voting. Unlike the conclave, which is highly codified in both procedures and rituals, the general congregations are less formalized, creating a space where existing social structures shape interaction patterns, mediation efforts, channels of influence, and the formation of preliminary agreements. As such, the boundaries of the network of relationships among cardinals that we investigate goes beyond the cardinal electors.

Understanding the conclave through the lens of social networks helps illuminate not only the institutional structure of the Church, but also the relational mechanics that drive one of the most consequential leadership selections in the modern world. The social network structure of the

College of Cardinals—shaped by formal roles, shared service in Vatican bodies, and sacramental ties—provides the scaffolding for the emergence of papal frontrunners. In this context, we suggest that at least three well-established network mechanisms help explain how one candidate may progressively accumulate support and reach the two-thirds majority required for election. The first mechanism is status-based influence, which builds on the principle that connections to highly central individuals confer both visibility and endorsement potential (Podolny, 2005). These ties generate advocacy effects: prominent cardinals can signal viability, lend symbolic weight, and help consolidate early votes behind a peer who appears not only competent and trustworthy (Soda et al., 2024). In a closed decision-making environment like the conclave, such cues are amplified by the limited external information available and the high interdependence among electors.

Second, individuals that stand between others in their connections (Freeman, 1977) may facilitate or hinder the communication and information exchange, does being in a position to control the access of others to information and other resources (Freeman et al., 1991). By virtue of these positions, cardinals can more effectively navigate the social divides without being fully captured by any one group (Krackhardt, 1999). In our research context, advantages do not come from re-combining information to generate novelty, but from the ability to maneuver across relational boundaries and mediate between multiple sides. Consequently, cardinals occupying these network positions can enhance their appeal as balancing candidates and gain consensus, especially in balkanized political environments (Burt, 2010).

Third, the capacity for coalition formation often emerges from the combination of belonging to large and cohesive subgroups while at the same time reaching across the broader structure of the College. Cardinals holding bonding social capital, that is, those being part of a close-knit network, can mobilize strong and broad political support. These tightly coupled groups act as base camps for electoral coordination, facilitating early momentum and enabling wide reach as the voting unfolds. Unlike isolated factions, these groups provide both solidarity and access, increasing the likelihood that a candidate from within them can expand their support across structural boundaries.

In theory, these mechanisms are not mutually exclusive. In many conclaves, the eventual winner

may benefit from a combination of status, brokerage, and coalition-based advantages. A cardinal who is simultaneously connected to prominent others, positioned between distinct peers, and able to activate ties with other communities may accumulate support organically over successive ballots. In this way, the conclave's apparent unpredictability masks a deeper process of relational convergence, driven by the structure of the electoral network itself.

4 Data and Methods

4.1 Data Collection

To investigate the network mechanisms that permeate the conclave, we collected a broad range of data on current members of the College of Cardinals from publicly available sources. Data collection was conducted following two different logics. The first approach was informed by the assumption that the social structure connecting cardinals possesses a dual nature: it reflects both the current organizational configuration and historically constructed relationships whose influence persists over time. In addition to that, participation in collegial bodies cannot be equated with membership in a peer group, because the various Roman Curia entities that we investigated include hierarchical roles, such as secretary and under-secretary. Thus, we conducted an initial study focusing exclusively on the relationships among cardinals occupying apical positions, while adopting a historical perspective that could also capture past co-membership ties among them within these collegial bodies. To construct the overall network, this affiliation network was subsequently overlaid with another network derived from consecration relationships. Additionally, we also included informal relationships among cardinals, which were identified through reputable journalistic articles.⁷ As mentioned, findings from this first study were disseminated to a broad audience via social media and newspaper publications before the election of Cardinal Prevost as Pope Leo XIV. For completeness, results and graphs from this data collection are fully reported in the Appendix of this article. It is important to note that the results of this first analyses and

⁷E.g., <https://www.catholicculture.org>; <https://www.pillaratholic.com>; <https://www.indcatholicnews.com>; <https://angelusnews.com/>.

those of the more comprehensive investigation presented in this article are generally convergent in identifying key network figures.

The second approach and study, which is the focus of this paper, involved the reconstruction of a broader social structure encompassing all members of the collegial bodies, not just apical roles, as of the date of the data collection period (April 2025). Specifically, we collected data through official Vatican archives, which we used to obtain information regarding the composition of the collegial bodies of the Roman Curia (e.g., commissions, dicasteries, etc. . .), and thus the institutional affiliations of all cardinals involved with these units.⁸

Furthermore, to ensure the accuracy of the data regarding the membership composition, we checked the affiliation of each cardinal by consulting their own biographical profiles,⁹ which record their active memberships in the curial bodies. We did so for both voting and non-voting cardinals. Despite these careful checks, however, it is possible that a small number of ties may be missing due to official sources not being fully up to date or listing affiliations across multiple, inconsistently structured sections. However, we have reasons to believe that such instances are likely to represent a minority of cases. Moreover, prior research in social network analysis has shown that centrality measures tend to be robust to small amounts of missing data (Borgatti et al., 2006). As such, we do not expect these potential omissions to meaningfully affect our results. For the purposes of this study, we limited our analysis to active organizational affiliations in the collegial bodies as of the extraction date (April 2025). By anchoring our dataset to a specific date, we aimed to construct a balanced and consistent representation of the curial landscape at the time of the conclave. Such a standardizing of the temporal frame and sourcing methods also facilitates meaningful comparisons with future research on the College of Cardinals.

Following the same logic and data collection approach used previously, the network connecting the cardinals is constructed using a multiplex approach, that is, by overlaying the organizational co-memberships network with that of episcopal lineage obtained through the identification of living cardinals who are connected to one another through episcopal consecration ties. This information

⁸<https://press.vatican.va/>

⁹https://press.vatican.va/content/salastampa/en/documentation/card_bio_typed.html

was obtained by consulting the Catholic-Hierarchy website, where each cardinal’s individual page provides details on their episcopal consecrator and co-consecrators.¹⁰

Finally, we also collected additional information on each cardinal’s age (as of April 2025) and nationality using the same website. To support our visualizations and better contextualize the network, we incorporated data on each voting cardinal’s doctrinal orientation regarding key pastoral issues. These include positions on topics such as the blessing of same-sex couples, the ordination of female deacons, communion for divorced and remarried Catholics, and the decentralization of Church authority. These stances, which can be drawn from public statements, writings, and appointments, help illustrate underlying doctrinal alignments within the College of Cardinals. In our case, this information was obtained from an analysis published by *The Sunday Times*, which classified cardinals based on their public statements along a spectrum ranging from strong liberal to strong conservative.¹¹¹²

4.2 Data Processing

We begin our analysis by constructing a two-mode (i.e., bipartite) network that captures all affiliations between cardinals and the various collegial bodies of the Roman Curia, allowing for a clear visualization of institutional co-memberships. Figure 1 visualizes this network, which includes 160 nodes and 352 edges.

INSERT FIGURE 1 ABOUT HERE

Given the bipartite structure of the affiliation network, we performed a one-mode projection onto the set of cardinals. In this projected network, an undirected edge is established between any two cardinals who share membership in the same institutional body. Effectively, this means that each dicastery or affiliated entity is represented as a complete subgraph (clique) among its members. The resulting projection includes 136 cardinals and a total of 2792 weighted edges.

¹⁰<https://www.catholic-hierarchy.org/bishop/scardc3.html>

¹¹<https://www.thetimes.com/uk/religion/article/inside-papal-conclave-politics-wjb9dhdvs>

¹²All data we described is accessible at the following link: <https://github.com/leonardorizzo/Conclave2025>

Figure 2 shows the projected network, highlighting the core–periphery structure that emerges from the data. In the visualization, the size of a node is scaled to reflect each cardinal’s weighted degree (i.e. the number of formal institutional connections they hold within the projected network), while the node color represents the cardinal’s doctrinal orientation—from liberal to conservative.

INSERT FIGURE 2 ABOUT HERE

The second step involved constructing the co-consecration network. Although the consecration data naturally lends itself to a directed network representation, we opted to model it as an undirected network. This choice aligns with our analytical focus on identifying reciprocal ties between cardinals, without embedding directional assumptions into the structure. The resulting network, shown in Figure 3, comprises 123 nodes and 106 edges, and is organized into 24 distinct connected components.

INSERT FIGURE 3 ABOUT HERE

We then integrated the formal co-membership network with the co-consecration network, resulting in a multiplex network comprising 188 cardinals and 2,884 weighted edges. Figures 4 and 5 shows the resulting networks. In particular, while Figure 4 leverages a standard spring-embedding layout algorithm, Figure 5 displays a block model representation with edge bundling, which enhances the readability of the network by visually emphasizing cluster structures and intergroup connections (Holten, 2006).

INSERT FIGURE 4 AND 5 ABOUT HERE

5 Network Analysis

To identify the structural foundations of potential influence within the conclave, we analyzed the network positions occupied by cardinals in the College of Cardinals. As mentioned, the network we analyzed embodies both co-membership ties, which arise from joint service in collegial

bodies, and consecration ties, reflecting apostolic lineage. We examined the three mechanisms introduced earlier—status, mediation power, and coalition building—and operationalized each of them using well-established network indicators. For status, we used eigenvector centrality to capture the extent to which a cardinal is well connected to other central cardinals (Podolny, 2005). For mediation power, we computed betweenness centrality as a proxy for a cardinal’s capacity to bridge across disconnected parts of the network (Freeman, 1977). For coalition building, we computed a composite index that integrates three key parameters: (1) community density, measured within each cardinal’s modularity-based community as identified via modularity maximization (Reichardt and Bornholdt, 2006); (2) the size of the egonet, reflecting the number of direct connections held by the cardinal; and (3) the inter-community reach, calculated as the proportion of distinct communities connected through direct ties relative to the total number of communities in the network.

As mentioned, even if our analysis was released before the outcome of the conclave was announced, this is a descriptive case study, not predictive a model, and it aims to illuminate how different dimensions of structural advantage may pinpoint who is a strong *papabile*.¹³ Therefore, since our goal is to describe structural prominence of the members of the conclave, we do not adjust scores based on the cardinals’ age. Age is used solely to distinguish between those eligible to participate in the conclave and those who are not; all reported rankings refer exclusively to the former. Below, we present the empirical patterns associated with each of these three mechanisms.

5.1 Status

Eigenvector centrality captures not only how many connections an actor has, but also how well-connected their neighbors are, thus making it especially suited for identifying those who are embedded within the core of the network’s power structure (Bonacich, 2007). In this context, a high eigenvector score suggests that a cardinal is not only prominent, but connected to other

¹³We excluded from the rankings those cardinals who were not admitted to the conclave due to their age (above 80 years old). In theory, there is no formal age restriction for becoming Pope; however, with very few exceptions, only participants in the conclave have been elected to the papacy.

prominent actors, and thus enjoys high structural visibility. The ranking in Table 1 below shows the top 15 cardinals by weighted eigenvector centrality. These individuals occupy structurally privileged positions that may afford them greater informal influence, visibility, and endorsement potential within the conclave.

INSERT TABLE 1 ABOUT HERE

As the table shows, Cardinals Prevost, Tagle, and Gugerotti emerge as the most centrally embedded actors in terms of eigenvector centrality, followed closely by Fernández and Parolin, who at the time of the conclave held the key formal role of Secretary of State. Their high centrality scores reflect not only extensive ties within the College, but also the strategic quality of those ties, positioning them at the core of ecclesiastical network. These cardinals may be especially well-placed to attract early attention, mobilize endorsements, or signal institutional continuity within the deliberative dynamics of the conclave.

5.2 Mediation Power

We calculated each cardinal's betweenness centrality on the combined network of co-membership and consecration ties. Betweenness centrality measures how frequently a node lies on the shortest paths between all other pairs of nodes (Freeman, 1977), capturing an actor's capacity to connect disparate parts of the network. We use the weighted version of this metric, which accounts for the strength of ties (rather than treating all edges as equal). Weighted betweenness is particularly useful in multi-layered networks, where stronger ties may play a more significant role in shaping real-world interactions. Table 2 presents the top cardinals ranked by weighted betweenness centrality:

INSERT TABLE 2 ABOUT HERE

Cardinals Betori, Tobin, and Zuppi emerge as powerful brokers. Figures like Cardinal Czerny and Cardinal De Donatis also appear prominently, reflecting their role in connecting across different

communities within the College of Cardinals. Interestingly, some cardinals such as Prevost, Tagle, and Koch who ranked highly on eigenvector centrality (status), also appear here—suggesting a dual advantage: they are both visible within central clusters and capable of brokering across subgroups. This convergence of structural prominence and brokerage potential may afford them particular influence in informal consensus-building processes, even if not all high-betweenness cardinals are considered *papabili* in public discourse.

Some cardinals outside the Conclave exhibit notable levels of mediation power, a result primarily driven by the inclusion of the consecration network. As it is possible to see in Figure 3, cardinals such as Re and Bertone have co-consecrated a significant number of current cardinals, thereby occupying structurally influential positions within the broader network despite being ineligible to vote.

5.3 Coalition Building

We developed a composite index that captures the structural features enabling a cardinal to activate and coordinate support across the broader network. As mentioned, this index combines three key components: community cohesion, egonetwork size, and cross-community reach. It is designed to reflect both a cardinal’s prominence within their immediate group and their ability to connect across group boundaries—an essential quality for forming broad alliances in a fragmented field of electors.

The Coalition Building Index is calculated as a weighted average of the three components, each assigned a specific weight. Community cohesion is defined as the internal density of the cardinal’s community, detected using a modularity-based algorithm. Egonetwork size is measured by the cardinal’s number of direct connections (degree), normalized by the maximum degree in the network. Cross-community reach captures the share of other communities to which a cardinal is directly connected. Together, these elements provide a replicable and theory-informed measure of a cardinal’s coalition-building capacity based solely on their network position. Table 3 below presents the top cardinals by coalition-building index:

INSERT TABLE 3 ABOUT HERE

Cardinals Tagle, Czerny, and Parolin top the ranking, reflecting a high capacity to reach structurally diverse coalitions. Their profiles combine broad reach across communities, large egonetworks, and prominent positions within key subgroups. Notably, several of these cardinals also appeared in the top ranks of eigenvector and betweenness centrality, indicating once again potential convergence across mechanisms. Figures like Mamberti, Burke, Koch, and Prevost are also notable for their ability to span multiple groupings, which could be particularly relevant in a conclave characterized by fragmented doctrinal and regional blocs. This composite index thus highlights not only the potential for influence but also the relational infrastructure needed to anchor a viable candidacy, should momentum begin to form around these individuals.

5.4 Underdogs and Kingmakers: The Network Advantage of Cardinal Prevost

When it comes to forecasting frontrunners, many tend to favor visible markers of influence: tenure, title, charisma. The *papabili* lists that circulated ahead of the 2025 conclave were no exception. Pundits, commentators, and bookmakers clustered around highly visible members of the Roman Curia and prominent archbishops, that is, those with formal authority, diplomatic profiles, or public recognition.

Our analyses highlighted a different angle. Influential individuals in a closed system like the conclave are not only those with the biggest titles, but also those who occupy advantageous positions within the relational infrastructure of the Church, by virtue of being connected to prominent others or sitting at the crossroads of different communities. This is where network theory comes in—and where Cardinal Prevost stood out. As summarized in Table 4, he was not top of mind in media speculation and the public discourse, having a mere 1% probability according to many bookmakers. He was a relative newcomer, with only two years in the College of Cardinals. Yet, in our network analysis, he quietly emerged as one of the most structurally advantaged actors in the College. He ranked highest in eigenvector centrality, and near the top in both and coalition building. In other

words, he occupied the kind of position that makes people matter: at the center of consensus and between otherwise disconnected factions.

INSERT TABLE 4 ABOUT HERE

The contrast could not be sharper. While public forecasts focused on surface-level attributes, our structural indicators captured invisible, yet consequential, markers of influence. Prevost was not the loudest voice in the room, but he was the one most likely to connect the right people at the right moment. The *textitpapabili* lists built on visible credentials missed what the network revealed. And in the end, the network got it right. The election of Cardinal Prevost—Pope Leo XIV—was not just the result of personal qualities. It was also the result of a strong structural position. We represent this structural position in Figure 6, which features Cardinal Prevost’s egonet network. The cardinals positioned in a circle around him represent his direct connections. At the center, the pie chart illustrates Prevost’s affiliations across ten collegial bodies. Each surrounding node also features a pie chart, indicating that cardinal’s co-memberships with Prevost in those same bodies. The greater the number of shared affiliations (i.e., the more colored segments in the pie), the stronger and more multiplex the connection between Prevost and that cardinal.

INSERT FIGURE 6 ABOUT HERE

Our model also highlights another similar case to Cardinal Prevost: Cardinal José Tolentino de Mendonça. Despite occupying a structurally prominent position within the network in some structural dimensions, he was largely absent from public *papabili* lists. One likely reason is his age: at 59, he may have been perceived as relatively young to be considered a serious contender. Yet it is worth noting that he is not significantly younger than Cardinal Pizzaballa, who appeared in many predictive models. This suggests that Tolentino’s low visibility was less a matter of eligibility and more a reflection of how traditional analyses continue to overlook structural indicators of influence.

5.5 Robustness Analysis

In this network analysis, we excluded *prefects emeritus* from the institutional membership data, as these positions are largely honorary and typically held by cardinals over the age of 80—thus outside the electorate of the Conclave. To test the robustness of our findings, we reran the analysis including these emeritus affiliations, which added approximately 300 additional edges to the network. The overall results remained stable, indicating that these roles do not significantly affect the positioning of the main contenders within the network.

Additionally, we tested the impact of incorporating the informal ties previously identified through journalistic sources. Due to their limited number, these ties had no significant effect on the overall network structure or rankings. Similarly, substituting unweighted measures for eigenvector centrality did not alter the cardinal ranking for the Status metric. However, an interesting result emerged when applying the unweighted version of betweenness centrality: Cardinal Prevost rose to the second-highest position within the Conclave in terms of mediation power, highlighting his strategic location in the network.

Finally, we conducted a focused analysis using only the formal institutional network, excluding all consecration ties. Under this configuration, Cardinal Prevost’s network centrality increased significantly across multiple dimensions. He ranked first in status, third in mediation power and first in coalition-building capacity, underscoring his dominant structural position within the formal curial network. This result highlights Prevost’s strategic advantage in the realm of institutional affiliations, even in the absence of ecclesiastical lineage ties.

All of these results are reported as raw values, that is, without applying the age adjustment (see Appendix A). Importantly, the findings remain consistent when the age-adjustment factor is implemented, indicating the robustness of the cardinal rankings across both adjusted and unadjusted measures.

6 Discussion

Our reconstruction of the College of Cardinals as a multiplex network offers a powerful lens through which to explore the sacred mysteries of the conclave: existing alongside the formal hierarchical structure, this network provides cardinals with both opportunities and constraints in mobilizing critical resources consequential to the decision-making process. The conclave may be wrapped in ritual, but influence still follows relational pathways that are as patterned, and as measurable, as those in any corporate boardroom or parliamentary council (Westphal and Zajac, 1997). By foregrounding structure, we reaffirm a foundational insight of network research: position is a structural signature of influence.

As we discussed, the practical payoff of this lens is summarized by how Cardinal Prevost became Pope Leo XIV. On the eve of the conclave most bookmakers¹⁴ and pundits relegated him to the margins, dazzled instead by more visible media favorites. A network reading told a different story. The structural visibility and informational leverage that flowed from that dual position placed Prevost squarely within the set of credible frontrunners. That conventional commentary overlooked these facts is not a failure of information; it is a failure of perspective. When analysis treats individuals as isolated units, structural advantage becomes invisible.

Our study does not provide sufficient elements to offer an answer to the question of which individual and organizational factors led Cardinal Prevost to occupy such a prominent position in the network. Yet, we speculate that this was anything but a random process. Cardinal Prevost's trajectory within the Roman Curia was notably accelerated under Pope Francis, who entrusted him with a series of increasingly influential roles. Beginning with his appointment as Apostolic Administrator of Chiclayo in 2014, Prevost was subsequently named bishop of the same diocese in 2015, and progressively took on responsibilities both in Peru and within the universal Church. His appointments to multiple key dicasteries—including the key Dicastery for Bishops and the Congregation for the Clergy—culminated in his 2023 nomination as Prefect of the Dicastery

¹⁴Following a CNBC report, bettors poured more than \$40 million into the papal conclave, on just two prediction market platforms: over \$30 million on Polymarket, according to its website, and over \$10.6 million on Kalshi, says a company spokesperson. Cardinal Prevost had odds of less than 1%, according to Kalshi's website. Of the over 33,000 conclave trades placed on Kalshi, just 416 trades totaling to nearly \$450,000 were placed on Prevost.

for Bishops (which has the important task of selecting and supervising bishops) and President of the Pontifical Commission for Latin America, all positions of substantial influence in the governance of the Church. Created cardinal in September 2023, he entered the order of cardinal bishops in February 2025, receiving the suburbicarian see of Albano. To what extent all these appointments—which enhanced Cardinal Prevost’s prominence and visibility—were the result of an intentional design by Pope Francis and part of a plausible “succession plan” is impossible to determine. However, it is certainly a question that warrants further study. If the answer were affirmative, it would suggest that in a highly complex organization, the composition of collegial bodies—much more than formal hierarchy—facilitates the formation of networks that are highly relevant to key decision-making processes and that networks within organizations tend to be draped around the scaffolding of formal arrangements (Soda, 2025). Initiatives aimed at shaping interpersonal relationships and the structures of intra-organizational networks could be effectively anchored in modifications to the formal processes of the organization (Ouchi and Dowling, 1974). Although these interventions are initiated through formal changes—such as alterations to structures, processes, and organizational systems—their effects on social structures can be systematically analyzed using network analysis methodologies (Valente, 2012).

Our study on the conclave also offers a cautionary note for the current infatuation with big data. Big data without theory is the statistical equivalent of a telescope without a lens: longer range, perhaps, but no clarity. Predictive dashboards and AI pipelines that scrape speeches, tweets, or betting markets missed Cardinal Prevost because they modelled attributes and signals, while forgetting relationships (Antonioni et al., 2025). The implication is not that machine learning is futile, but that strategic value lies in asking the right questions and using the right theoretical lenses. In this study, we argued that social network analysis is a powerful tool to investigate the conclave.

Needless to say, this approach is deeply rooted in a long tradition of studies and research. From Katz’s (1957) diffusion thresholds to Freeman’s (1977) betweenness to Granovetter (1973) weak ties, the literature on networks has long showed that position matters. The conclave reminds us that classical tools remain potent when applied with care. By projecting a bipartite affiliation

structure and layering a sacramental lineage onto it, we have shown how simple techniques illuminate a domain that, at first glance, seems empirically intractable. While our study sheds light on the structural underpinning associated with being papabile within the College of Cardinals, several limitations deserve careful attention. First, our network reconstruction is based entirely on formal ties—co-membership in ecclesiastical bodies and consecration lineages. These ties offer a meaningful proxy of important relationships, but they inevitably miss the informal social ties among cardinals. Friendship ties, informal mentoring relationships, and personal rivalries or negative ties (Kilduff et al., 2024; Labianca and Brass, 2006), which could play a key role in decision making, remain outside the scope of our investigation. Second, we do not capture perceived cognitive social structures, meaning that we don't know how cardinals perceive the network they are embedded in. Research has shown that actors often rely on subjective network maps when making strategic decisions (Krackhardt, 1987), and these maps can diverge sharply from objective structure. A cardinal may appear central in our reconstruction, yet be perceived as peripheral by his peers, or vice versa (Iorio, 2022). Without access to first-hand perceptions, interviews, or internal documents, we cannot account for this cognitive dimension of influence. Third, our approach is cross-sectional and static. It does not model how the network evolves in the lead-up to the conclave or preferences shift across successive ballots. Nor do we account for external interventions (e.g., regional lobbying) that may reconfigure priorities in real time. Finally, our analysis is bounded by observability and survivorship: we analyze the College as it existed in April 2025, but the relational dynamics that matter most may have formed over decades of prior interaction, some of which leave no public trace. Future research may explore ways to approximate these hidden histories—through qualitative fieldwork, ecclesiastical archives, or digital records of public appearances.

In conclusion, we would like to reiterate one more time that our analysis stops deliberately short of prediction. What we can offer is a structural map that narrows the plausible space of outcomes and could help explain why certain candidacies crystallize while others fade. Methodologically, the work is constrained by reliance on public records: informal advice ties, spiritual friendships, and

personal antipathies remain outside our map. Future research could triangulate archival sources, ethnographic interviews, or digital traces (e.g., homily co-participation) to approximate these softer layers. Dynamic network models—estimating how support percolates ballot by ballot—are an obvious next frontier, though they will require creative approaches to data collection.

7 Conclusion

The broader takeaway of our study is straightforward: no serious analysis of future conclaves can afford to ignore network structure. Whether scholars pursue qualitative thick description, statistical modelling, or computational simulation, the relational scaffolding of the College must serve as the baseline upon which other factors—doctrinal, regional, theological—operate. The conclave is not merely a gathering of isolated cardinal electors; it is an interaction network with a long memory and a short time horizon. To attempt to decipher its logic we must put a relational perspective back at the center of the stage.

References

- Anjos, F. and Reagans, R. (2020). How tie decay shapes the evolution of social networks. *Social Networks*, 61:10–19.
- Antonioni, A., Fiorentin, M. R., and Valdano, E. (2025). Complex totopapa: predicting the successor to pope francis. *arXiv preprint arXiv:2505.01553*.
- Bonacich, P. (2007). Some unique properties of eigenvector centrality. *Social networks*, 29(4):555–564.
- Borgatti, S. P., Carley, K. M., and Krackhardt, D. (2006). On the robustness of centrality measures under conditions of imperfect data. *Social networks*, 28(2):124–136.
- Borgatti, S. P., Mehra, A., Brass, D. J., and Labianca, G. (2009). Network analysis in the social sciences. *Science*, 323(5916):892–895.
- Breiger, R. L. (1974). The duality of persons and groups. *Social Forces*, 53(2):181–190.
- Burt, R. S. (1992). *Structural Holes: The Social Structure of Competition*. Harvard University Press, Cambridge, MA.
- Burt, R. S. (2010). *Neighbor networks: Competitive advantage local and personal*. Oxford University Press.
- Coopman, S. J. and Meidlinger, K. B. (2000). Power, hierarchy, and change: The stories of a catholic parish staff. *Management Communication Quarterly*, 13(4):567–625.
- Coser, L. A. (1974). *Greedy Institutions: Patterns of Undivided Commitment*. Free Press, New York.
- Dahlander, L. and McFarland, D. A. (2013). Ties that last: Tie formation and persistence in research collaborations over time. *Administrative Science Quarterly*, 58(1):69–110.
- Feld, S. L. (1981). The focused organization of social ties. *American Journal of Sociology*, 86(5):1015–1035.
- Freeman, L. C. (1977). A set of measures of centrality based on betweenness. *Sociometry*, pages 35–41.
- Freeman, L. C., Borgatti, S. P., and White, D. R. (1991). Centrality in valued graphs: A measure of betweenness based on network flow. *Social Networks*, 13(2):141–154.
- Grandori, A. (2013). *Handbook of economic organization: Integrating economic and organization theory*. Edward Elgar Publishing.
- Granovetter, M. S. (1973). The strength of weak ties. *American Journal of Sociology*, 78(6):1360–1380.
- Heinz, J. P. (1993). *The hollow core: Private interests in national policy making*. Harvard University Press.

- Holten, D. (2006). Hierarchical edge bundles: Visualization of adjacency relations in hierarchical data. *IEEE Transactions on Visualization and Computer Graphics*, 12(5):741–748.
- Iorio, A. (2022). Brokers in disguise: the joint effect of actual brokerage and socially perceived brokerage on network advantage. *Administrative Science Quarterly*, 67(3):769–820.
- Katz, E. (1957). The two-step flow of communication: An up-to-date report on a hypothesis. *Public Opinion Quarterly*, 21(1):61–78.
- Kilduff, M., Wang, K., Lee, S. Y., Tsai, W., Chuang, Y.-T., and Tsai, F.-S. (2024). Hiding and seeking knowledge-providing ties from rivals: A strategic perspective on network perceptions. *Academy of Management Journal*, 67(5):1207–1233.
- Krackhardt, D. (1987). Cognitive social structures. *Social Networks*, 9(2):109–134.
- Krackhardt, D. (1990). Assessing the political landscape: Structure, cognition, and power in organizations. *Administrative Science Quarterly*, pages 342–369.
- Krackhardt, D. (1999). The ties that torture: Simmelian tie analysis in organizations. *Research in the Sociology of Organizations*, 16:183–210.
- Krackhardt, D., Nohria, N., and Eccles, B. (1992). The strength of strong ties: The importance of philos in organizations. *Networks in the knowledge economy*, pages 216–239.
- Labianca, G. and Brass, D. J. (2006). Exploring the social ledger: Negative relationships and negative asymmetry in social networks in organizations. *Academy of Management Review*, 31(3):596–614.
- Merton, R. K. (1976). *Sociological Ambivalence and Other Essays*. Free Press, New York.
- Mizruchi, M. S. (1992). *The structure of corporate political action: Interfirm relations and their consequences*. Harvard university press.
- Mizruchi, M. S. (1996). What do interlocks do? an analysis, critique, and assessment of research on interlocking directorates. *Annual Review of Sociology*, 22(1):271–298.
- Noll, M. A., Komline, D., and Komline, H.-I. K. (2022). *Turning points: Decisive moments in the history of Christianity*. Baker Academic.
- O’Connell, G. (2019). *The election of pope Francis: An inside account of the conclave that changed history*. Orbis Books.
- O’Malley, J. W. (2000). *Trent and all that: renaming Catholicism in the early modern era*. Harvard Univ. Press.
- Ouchi, W. G. and Dowling, J. B. (1974). Defining the span of control. *Administrative Science Quarterly*, pages 357–365.
- Padgett, J. F. and Ansell, C. K. (1993). Robust action and the rise of the medici, 1400-1434. *American Journal of Sociology*, 98(6):1259–1319.

- Pfeffer, J. (2007). Everything is a network. Presentation at the German Conference on Social Network Analysis, Frankfurt, Germany.
- Podolny, J. M. (2001). Networks as the pipes and prisms of the market. *American Journal of Sociology*, 107(1):33–60.
- Podolny, J. M. (2005). *Status Signals: A Sociological Study of Market Competition*. Princeton University Press.
- Porter, M. A., Mucha, P. J., Newman, M. E., and Warmbrand, C. M. (2005). A network analysis of committees in the us house of representatives. *Proceedings of the National Academy of Sciences*, 102(20):7057–7062.
- Reagans, R. and McEvily, B. (2003). Network structure and knowledge transfer: The effects of cohesion and range. *Administrative Science Quarterly*, 48(2):240–267.
- Reichardt, J. and Bornholdt, S. (2006). Statistical mechanics of community detection. *Physical Review E—Statistical, Nonlinear, and Soft Matter Physics*, 74(1):016110.
- Shipilov, A., Labianca, G., and Kalynych, M. (2014). Network-foci of identification and the development of individual’s political behavior. *Academy of Management Journal*, 57(1):67–92.
- Soda, G. (2025). *Organization: Formal and Informal Networks*. Oxford University Press. Forthcoming.
- Soda, G., Zaheer, A., Park, M., McEvily, B., and Subramani, M. (2024). Prismatic trust: How structural and behavioral signals in networks explain trust accumulation. *Management Science*.
- Stevenson, W. B. and Greenberg, D. (2000). Agency and social networks: Strategies of action in a social structure of position, opposition, and opportunity. *Administrative Science Quarterly*, 45(4):651–678.
- Urena, R., Chiclana, F., Melancon, G., and Herrera-Viedma, E. (2019). A social network based approach for consensus achievement in multiperson decision making. *Information Fusion*, 47:72–87.
- Useem, M. (1986). *The inner circle: Large corporations and the rise of business political activity in the US and UK*. Oxford University Press.
- Valente, T. W. (2012). Network interventions. *Science*, 337(6090):49–53.
- Watts, D. J. and Strogatz, S. H. (1998). Collective dynamics of ‘small-world’ networks. *Nature*, 393(6684):440–442.
- Westphal, J. D. and Zajac, E. J. (1997). Defections from the inner circle: Social exchange, reciprocity, and the diffusion of board independence in us corporations. *Administrative Science Quarterly*, pages 161–183.

Tables and Figures

Table 1: Top 15 Cardinals by Status

Cardinal	Position within Conclave
Prevost	1
Tagle	2
Gugerotti	3
Fernández	4
Parolin	5
Mendonça	6
You Heung-Sik	7
Roche	8
Farrell	9
Turkson	10
Sarah	11
Mamberti	12
Sturla Berhouet	13
Koch	14
Ghirlanda	not in the conclave

Table 2: Top 15 Cardinals by Mediation Power

Cardinal	Position within Conclave
Re	not in the conclave
Bertone	not in the conclave
Betori	1
Tobin	2
Romeo	not in the conclave
Zuppi	3
Czerny	4
De Donatis	5
Tagle	6
Semeraro	7
Calcagno	not in the conclave
Erdő	8
Koch	9
Burke	10
Prevost	11

Table 3: Top 15 by Coalition building capacity

Cardinal	Position within Conclave
Tagle	1
Czerny	2
Parolin	3
Mamberti	4
Burke	5
Schönborn	not in the conclave
Koch	6
Dolan	7
Prevost	8
Filoni	9
Erdő	10
Bertone	not in the conclave
Ouellet	not in the conclave
Baldisseri	not in the conclave
Calcagno	not in the conclave

Table 4: Cardinal Profiles

Name	Tenure as cardinal	Age	Formal rank	Doctrinal Orientation	Status	Mediation Power	Coalition building capacity	Polymarket probability*
P. Parolin	11	70.2	Secretary of State	Liberal	5	13	3	25.50%
L. A. Tagle	13	67.8	Pro-Prefect of the Dicastery for Evangelization	Soft Liberal	2	6	1	19.65%
M. Zuppi	6	69.5	Archbishop of Bologna	Soft Liberal	25	3	25	10.15%
P. Pizzaballa	5	60.0	Latin Patriarch of Jerusalem	Soft Conservative	56	78	73	8.80%
P. Turkson	22	76.5	Chancellor of the Pontifical Academy of Sciences	Moderate	10	57	24	7.35%
P. Erdő	22	72.8	Metropolitan Archbishop of Esztergom-Budapest	Soft Conservative	23	8	10	6.55%
J.M. Aveline	3	66.3	Metropolitan Archbishop of Marseille	Soft Liberal	61	64	71	4.35%
R. Sarah	15	79.8	Prefect emeritus of the Dicastery of Divine Worship	Conservative	11	32	18	3.20%
M. Grech	5	68.1	Secretary General of General Secretary of the Synod	Soft Liberal	31	53	53	2.30%
F. A. Besungu	6	65.2	Archbishop of Kinshasa	Soft Conservative	81	90	77	1.45%
J. T. de Mendonça	6	59.3	Prefect of the Dicastery for Culture and Education	Soft Liberal	6	22	11	1.40%
R. F. Prevost	2	69.6	Prefect of the Dicastery for Bishops	Moderate	1	11	8	1.15%

*Polymarket is a decentralized prediction platform where users trade on the outcomes of real-world events. Polymarket probabilities are the market-implied likelihoods of those outcomes, reflected in the price of each share.



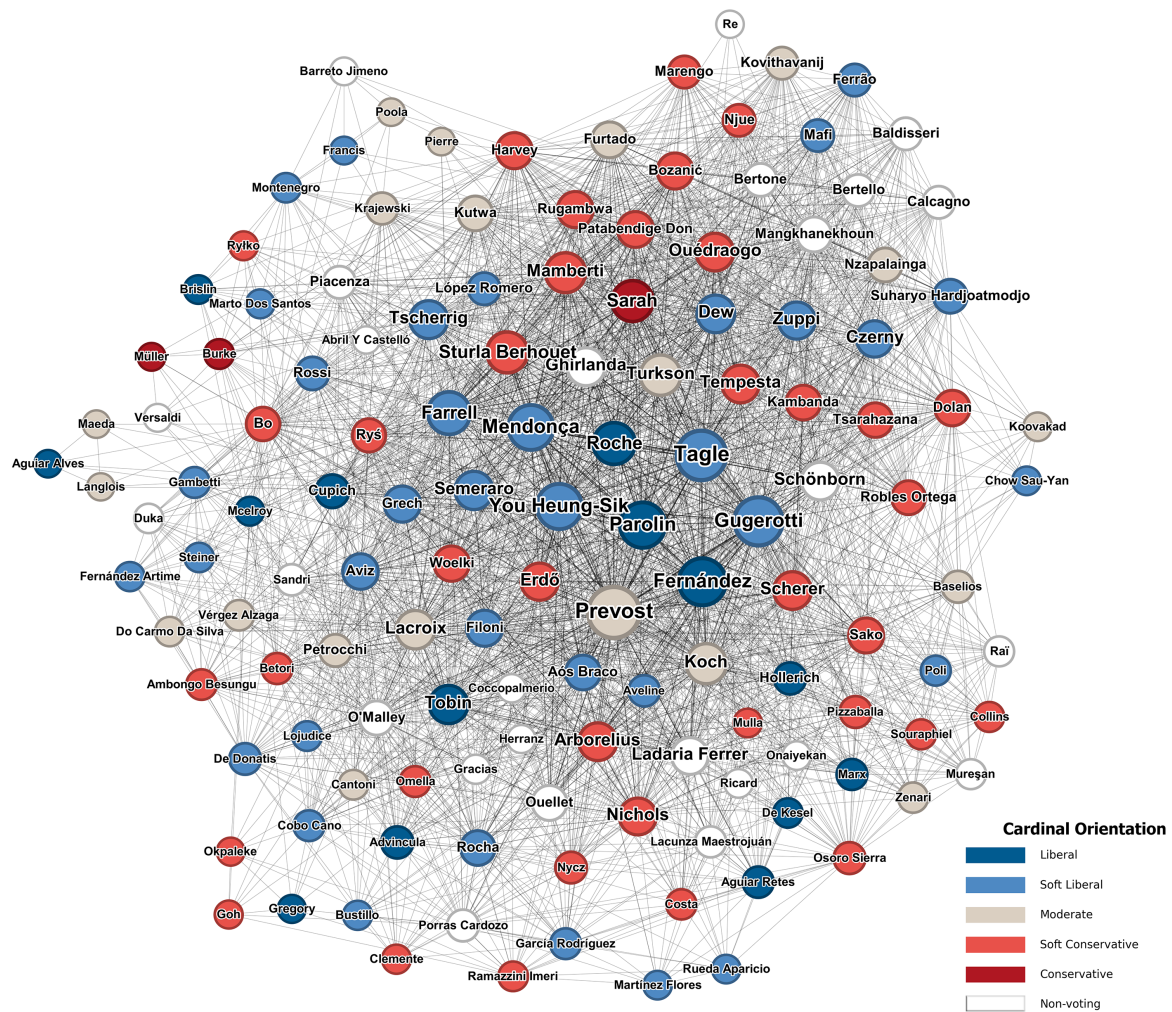


Figure 2: Co-Membership Network of Cardinals.

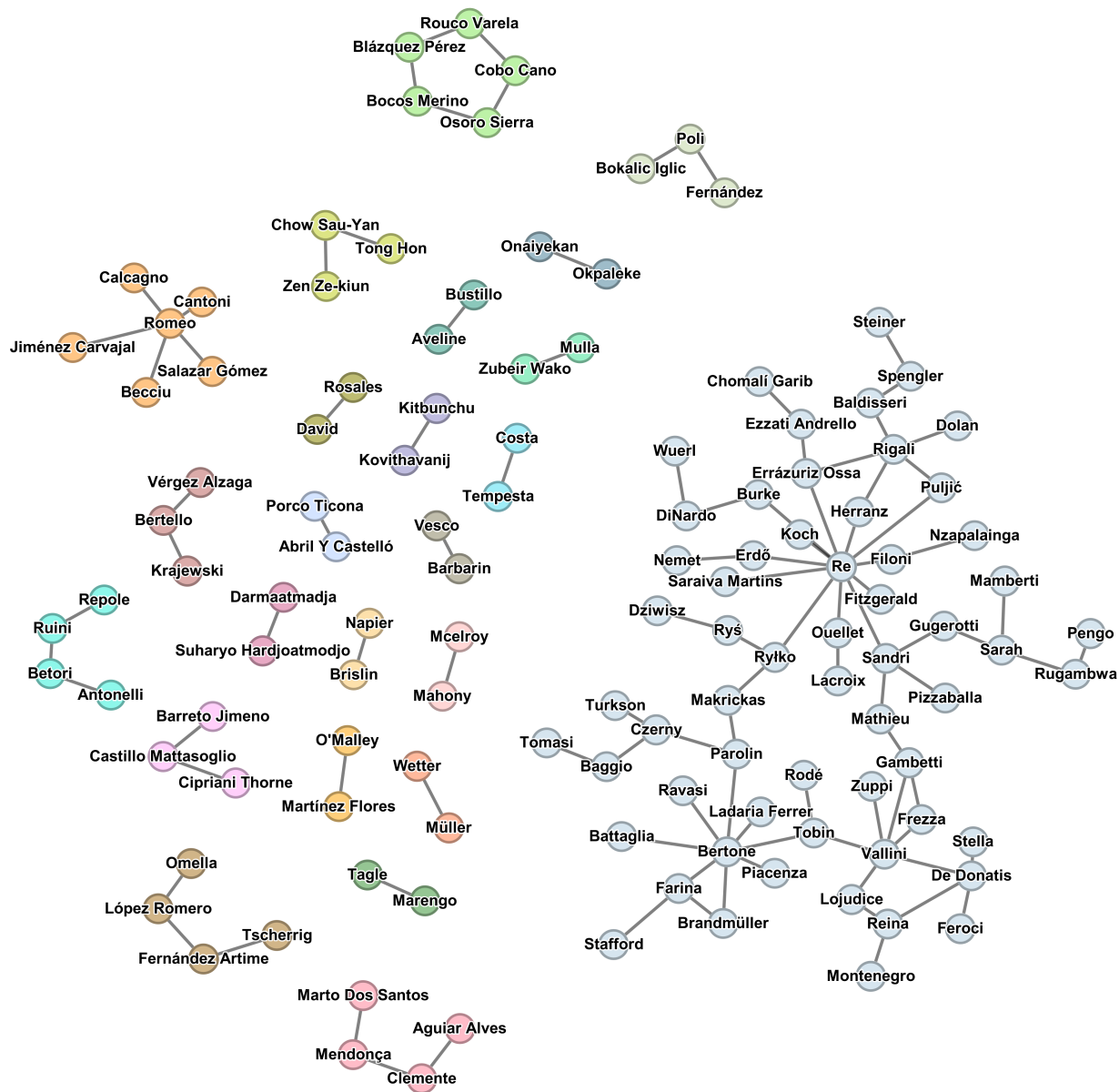


Figure 3: Co-Consecration Network among Cardinals.
Different colors are used for the 24 distinct connected components.

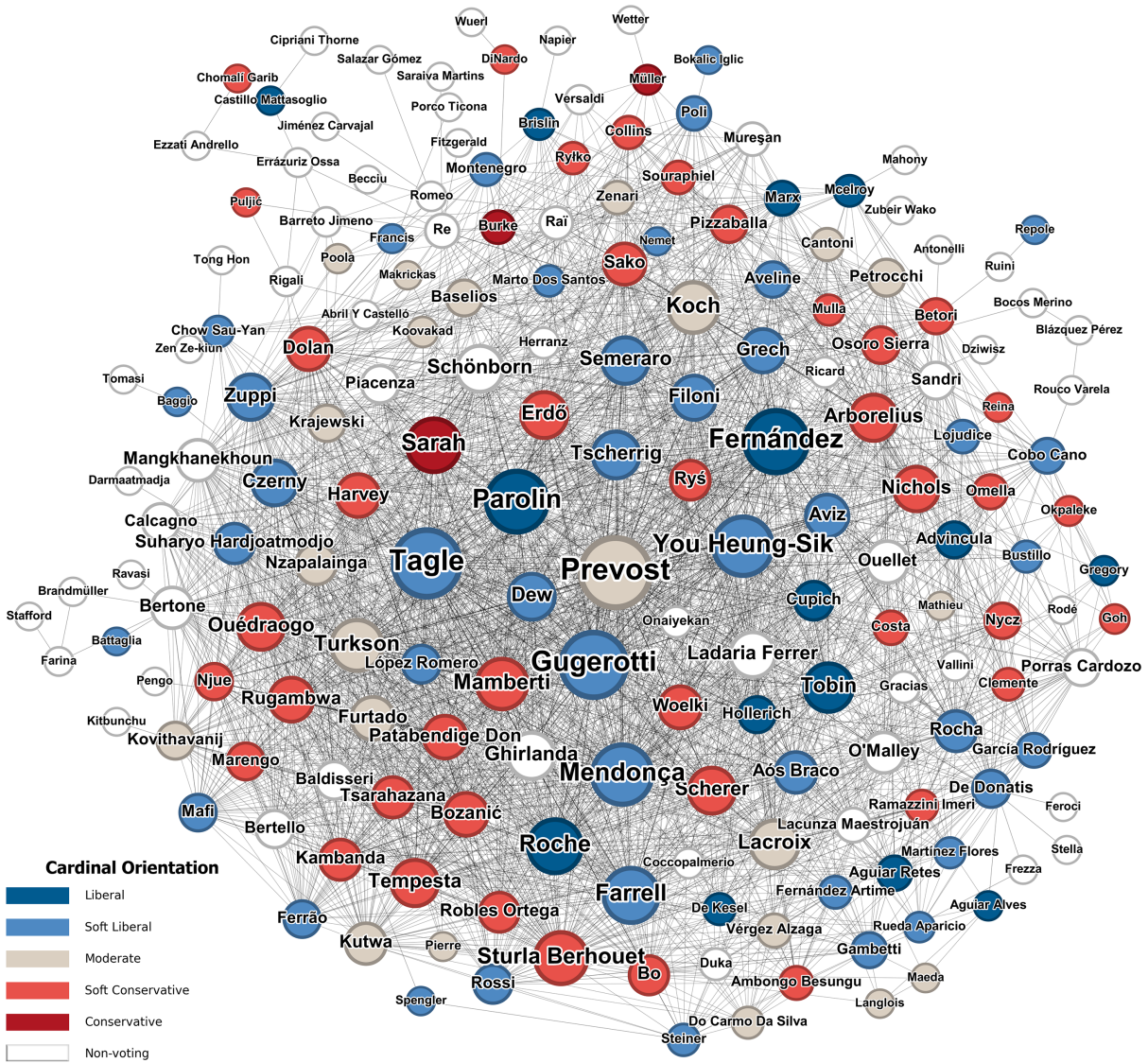


Figure 4: Multiplex College of Cardinals Network Obtained from the Union of Co-Membership and Co-Consecration Ties.

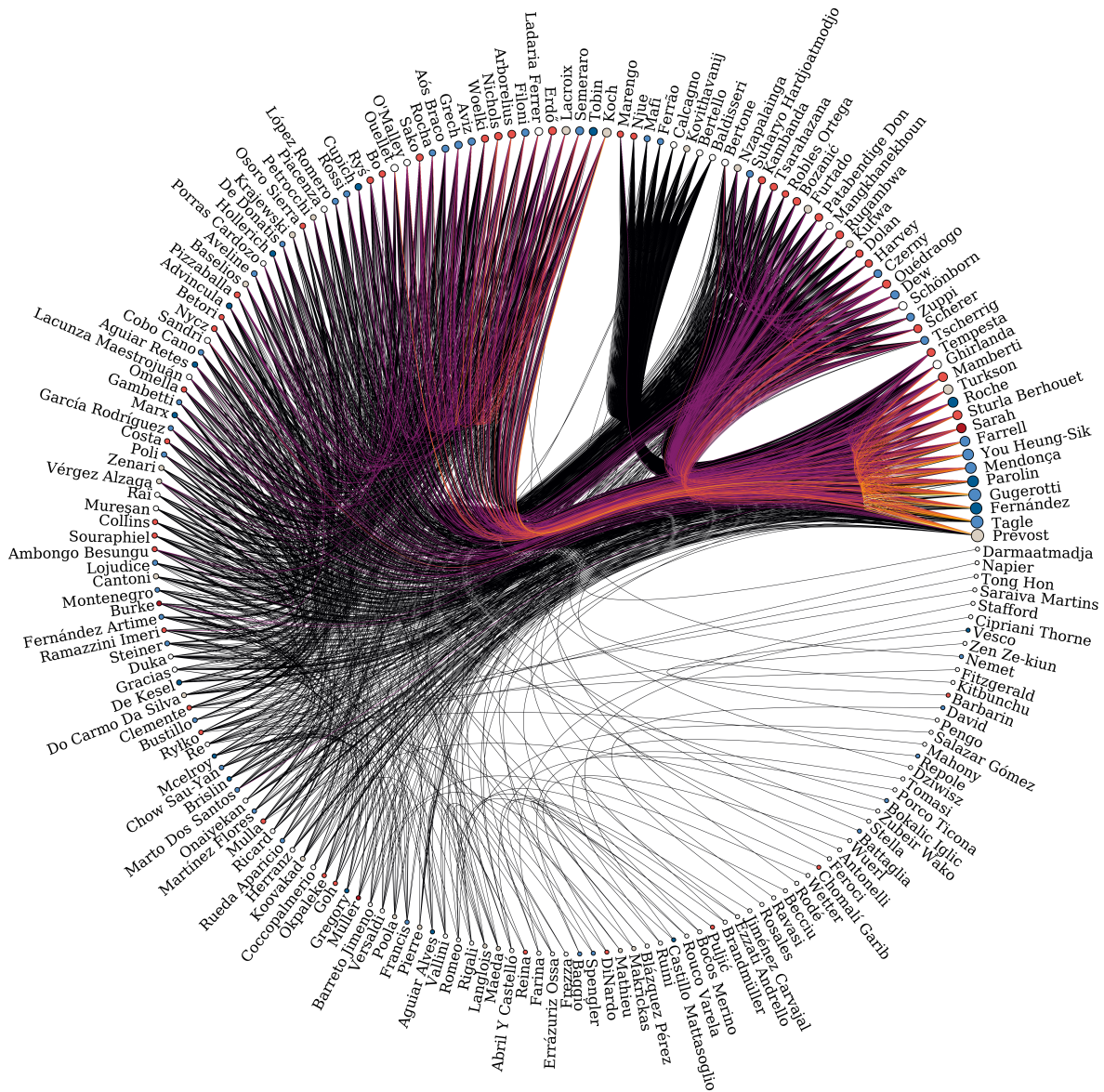


Figure 5: Multiplex Network of Cardinals Visualized as Community Structures.

Nodes are colored based on doctrinal view and sized based on eigenvector centrality. The figure shows that there are many more ties within communities than across them: Cardinals tend to collaborate with each other within communities more often than across them. But some cardinals do broker across communities. For example, the orange lines illustrate the relationships maintained by hubs Prevost, Tagle, Fernandez, Gugerotti, and Parolin who collaborate with members of the three other communities.

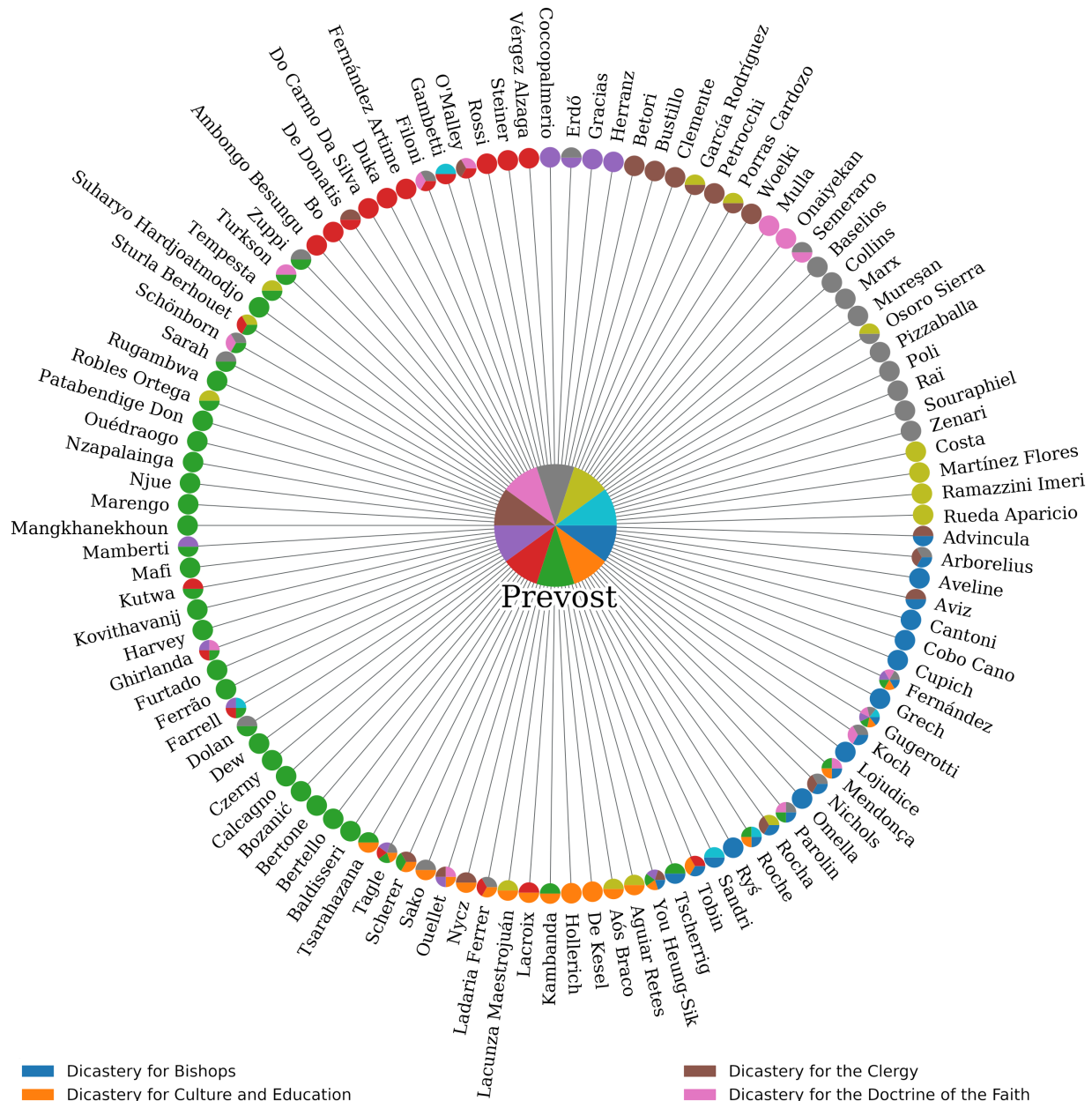


Figure 6: Cardinal Prevost's Ego-Network.

A Appendix: Online Article

This appendix provides detailed information and results from the network analysis previously published online and in newspapers.

Data Collection Here, we report the findings obtained using the first logic of data collection, which was used in the analyses published by Corriere della Sera and Bocconi; see Figure A1 below.



Figure A1: Printed copy of Corriere della Sera (p. 11: “The algorithm that tries to “guess” the vote: Three sets of five names) available across Italy 19 hours before the Pope election.

As mentioned, this data collection was based only on apical figures of the Roman Curia and included a historical view of comembership in collegial bodies, assuming ties persist over time. As we explain, this analysis also incorporates a small, selected number of purely informal ties based on interpersonal bonds and relationships, as identified through journalistic reports that we accessed. These informal ties play a minimal role in the College of Cardinals network given their limited number.

Age Adjustment We also performed some age adjustment procedures, which provide a statistical framework for assessing papal candidates by integrating network measures with historical age

patterns. This methodology employs kernel density estimation to model historical precedent to generate adjusted scores. The framework begins with a dataset of ages from previous papal elections, encompassing 16 historical cases dating back to the 19th century, with recorded ages ranging from 54 to 78 years at the time of election. This historical distribution is analyzed using non-parametric kernel density estimation (KDE), which creates a continuous probability density function representing the likelihood of election based on candidate age (figure A2)

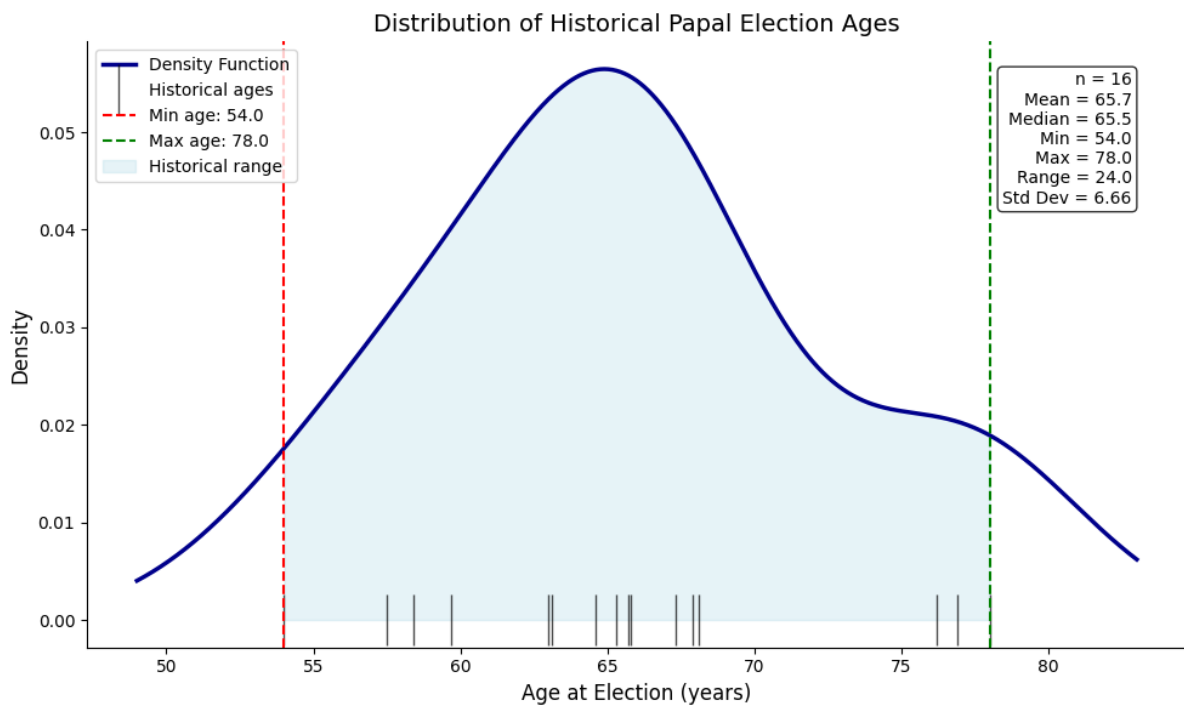


Figure A2: Probability density function of historical papal election age

The procedure combines two distinct distributions:

1. Initial network score: Derived from normalized candidate scores that represent network metrics.
2. Age-based score: Generated by evaluating each candidate's age against the historical KDE model, then normalizing these density values.

These distributions are integrated using a weighted average approach, controlled by an adjustable parameter that determines the relative influence of age factors versus other qualifications.

This weighting mechanism allows for calibration based on the perceived importance of historical age patterns in the selection process.

Rankings We report in Table A1 the three rankings for status, information control, and coalition building.

Table A1: Online Ranking			
#	Status	Information Control	Coalition Building
1.	R. Prevost Moderate US	A. Arborelius Soft Conservative Sweden	L. A. Tagle Soft Liberal Philippines
2.	L. You Heung-sik Soft Liberal South Korea	P. Parolin Liberal Italy	A. Fernández Artime Soft Liberal Spain
3.	A. Roche Liberal UK	V. Fernández Liberal Argentina	G. Lacroix Moderate Canada
4.	J.M Aveline Soft Liberal France	G. Lacroix Moderate Canada	F. A. Besungu Soft Conservative Congo
5.	C. Gugerotti Soft Liberal Italy	J. Tobin Liberal USA	S. da Rocha Soft Liberal Brazil

Network Visualizations The resulting network consisted of 156 nodes and 750 weighted edges, enabling a clear visualization of key patterns of influence and association, while remaining accessible and interpretable for a broader audience. Figures A3 and A4 reports these networks.

