

Dynamic Decision-Making under Model Misspecification

Xinyu Dai

May 22, 2025

Abstract

In this study, I investigate the dynamic decision problem with a finite parameter space when the functional form of conditional expected rewards is misspecified. Traditional algorithms, such as Thompson Sampling, guarantee neither an $O(e^{-T})$ rate of posterior parameter concentration nor an $O(T^{-1})$ rate of average regret. However, under mild conditions, we can still achieve an exponential convergence rate of the parameter to a pseudo-truth set—an extension of the pseudo-truth parameter concept introduced by White (1982). I further characterize the necessary conditions for the convergence of the expected posterior within this pseudo-truth set. Simulations demonstrate that while the maximum a posteriori (MAP) estimate of the parameters fails to converge under misspecification, the algorithm’s average regret remains relatively robust compared to the correctly specified case. These findings suggest opportunities to design simple yet robust algorithms that achieve desirable outcomes even in the presence of model misspecifications.

Keywords: Thompson Sampling, Model Misspecification, Dynamic Decision-Making, Pseudo-Truth Parameter

1 Introduction

Dynamic decision-making problems arise in many economic contexts, such as dynamic pricing, online advertising, investment, and treatment allocation. In these contexts, the decision maker needs to learn the true model from the data and make decisions based on the learned model. This generates a well-known exploration-exploitation trade-off (Lattimore and Szepesvári 2020). Traditional methods such as Thompson Sampling (TS) are used for solving these dynamic problems are proved to be asymptotically optimal. However, these results contains implicit assumption that the underlying model is correctly specified and there is limited understanding how those methods behave for a possibly misspecified class of models.

On the other hand, econometricians have investigated model misspecification for a long time. It is well-known that the statistical inference under misspecification will lead to a pseudo-true parameter, which minimizes the Kullback-Leibler divergence between the true model and the pseudo-true model (White 1982). Recent research in bayesian decision theory characterize conditions for priors which lead to a unique and informative pseudo-truth convergence (Andrews et al. 2023). However, it is still unclear how misspecification affects the behavior of parameter estimation in a dynamic environment.¹

In this paper, we address these challenges by providing a preliminary analysis of Thompson Sampling under model misspecification. Our main contribution was to show that, even when the true data-generating mechanism θ^* lies outside the assumed parameter space Θ , Thompson Sampling algorithm still produces posterior distributions that concentrate around a *pseudo-truth set* Θ^\dagger at an exponential rate. This result holds irrespective of which actions are chosen, provided the algorithm uses Bayesian updates to compare parameters' likelihood scores. Moreover, the total regret grows linearly in time T , implying a constant per-period regret in the limit. Then we further derived necessary conditions under which pathwise posterior concentration on a subset of Θ^\dagger can occur. Specifically, a subset $S \subset \Theta^\dagger$ must be jointly closed under overshadowing and strongly connected to sustain nontrivial posterior mass in the long run.

We also performed simulations for further investigate the behavior of the parameter posterior within the psuedo-truth set. Our simulations are based on two distinct true data-generating processes (DGPs): a quadratic reward function with thresholds and a piecewise linear reward function with breakpoints. The simulation results shows that the MAP of the parameter is no longer convergnce to a single point and multiple limits can coexist. The average regret of the Thompson Sampling algorithm remains bounded by a constant, and it also shows robustness

¹There are also other recent research on the diagnosis and inference under, either local or global, model misspecification, such as Müller and Norets (2024), Bonhomme and Weidner (2022) Armstrong, Kline, and Sun (2024), and Masten and Poirier (2021). However, all of those research mainly focus on the static case.

to the correctly specified case. These findings suggest opportunities to design simple yet robust algorithms that can be adaptive to model misspecifications.

Literature Review The literature on dynamic decision-making under model misspecification is still limited. Several current research on this topic is done by Adusumilli (2021) and Fan and Glynn (2021), who use the stochastic differential equation to approximate asymptotic behavior of Thompson Sampling algorithm under the bandit problem. Certain types of misspecification are considered in (Fan and Glynn 2021; Li, Luo, and Zhang 2023)’s work such as the misspecification of the variance of the noise distribution or the endogeneity between the choices of arm and its contextual variables. However, this paper’s contribution distinguishes from these research in three folds. First, we investigate a more flexible setting of misspecification of reward functions and this will plays a key role in our analysis of the algoirthms dynamics. Second, our setting is adapt to continuous bandit problem with a parametric setting rather than a fully nonparametric discrete bandit problem, which could be more attractive to applied economists, who may hold certain prior knowledge of the reward function implied from the economic theory. Third, as far as we know, our investigation on misspecified dynamics decision making from the pseudo truth parameter perspective is novel to the literature.²

Our paper can also be related to the economic theory literature of misspecified learning. Economists have long been interested in the impact of model misspecification on the behavior of agents (Esponda and Pouzo 2016; Fudenberg and Lanzani 2023; Ba 2023). Though we share some similarity in terms of the misspecification setting, those research mainly assume the agent will take an *ad hoc* decision rule in a specific generic of economic context, such as dynamic game or macroeconomic model (Esponda, Pouzo, and Yamamoto 2021; Murooka and Yamamoto 2023). The analysis are interested in the economic insights can be generated from that context accordingly. In contrast, our paper focus more on parameter inference from a sophisticated statistician perspective, with purpose on how the pseudo-truth parameter can be characterized and how the algorithm can be designed to be robust to the misspecification. In that sense, our work rich the current economic theory considering the player as statisticians by taking the misspecification in to account (Liang 2019; Salant and Cherry 2020). (may need to be more specific)

In the following sections, we will investigate the impact of model misspecification on the decision-making process through simulation results. We will compare the performance of

²Moreover, misspecified bandit problem is also considered in the reinforcement learning literature. Some representative works are Lattimore, Szepesvari, and Weisz (2020), Bogunovic and Krause (2021), and Foster et al. (2020). However, most of those works restrict their attention to a fully nonparametric discrete bandit problem and focus on the regret rate analysis instead of the behavior of a misspecified model parameter.

Thompson Sampling under different levels of model misspecification, as well as different levels of noise in the rewards.

2 Model Setup

We consider a dynamic decision problem taking place over discrete time steps $t = 0, 1, 2, \dots$. At each time t :

1. The decision maker observes a covariate $X_t \in \mathcal{X}$.
2. Based on the current history $H_t = (A_0, X_0, R_0, \dots, A_{t-1}, X_{t-1}, R_{t-1})$, the decision maker chooses an action $A_t \in \mathcal{A}$.
3. A reward R_t is then realized. Its conditional distribution is assumed (by the model) to be given by a density

$$R_t \sim f_\theta(\cdot \mid A_t, X_t) \quad (1)$$

where $\theta \in \Theta \subseteq \mathbb{R}^d$ is a parameter.

Here, Θ is a finite set of candidate parameters. However, the *true* parameter governing the rewards, denoted θ^* , may lie outside Θ . Formally:

Assumption 1 (Misspecification). *The true parameter θ^* that generates the data does not necessarily lie in Θ . Hence, $\theta^* \notin \Theta$.*³

Expected Reward. For each $\theta \in \Theta$, define the expected reward under that parameter as

$$r_\theta(a, x) = \mathbb{E}_\theta[R_t \mid A_t = a, X_t = x] \quad (2)$$

If θ were known and correct, the optimal action at (a, x) would be $\arg \max_{a \in \mathcal{A}} r_\theta(a, x)$.

Policies and Regret. A *decision rule* or *policy* μ is a mapping from histories \mathcal{H}_t to an action in \mathcal{A} . Suppose an *oracle* policy μ_θ that always uses the parameter θ to select the best action. Its expected reward from time 0 to $T - 1$ is

$$\mathbb{E}_\theta^{\mu_\theta} \left[\sum_{t=0}^{T-1} r_\theta(A_t, X_t) \right]$$

³The dimension of θ^* needs not match that of Θ . One may also think that the reward function is generate by another class of function $g_{\theta^*}(\cdot \mid A_t, X_t)$ which is not in the class of $f_\theta(\cdot \mid A_t, X_t)$.

A policy μ that must learn from data could yield a (possibly lower) total expected reward,

$$\mathbb{E}_\theta^\mu \left[\sum_{t=0}^{T-1} r_\theta(A_t, X_t) \right]$$

We define the *average expected regret* of μ over T periods as

$$AR(\mu) = \frac{1}{T} \left| \mathbb{E}_\theta^{\mu_\theta} \left[\sum_{t=0}^{T-1} r_\theta(A_t, X_t) \right] - \mathbb{E}_\theta^\mu \left[\sum_{t=0}^{T-1} r_\theta(A_t, X_t) \right] \right| \quad (3)$$

Posterior Updating. Given a prior distribution $\pi_0(\theta)$ over Θ , the posterior after observing history H_t is

$$\pi_t(\theta) = \frac{\mathcal{L}_\theta(H_t) \pi_0(\theta)}{\sum_{\gamma \in \Theta} \mathcal{L}_\gamma(H_t) \pi_0(\gamma)}, \quad (4)$$

where $\mathcal{L}_\theta(H_t)$ is the likelihood of observing H_t under f_θ .

Thompson Sampling (TS). A well-known Bayesian learning algorithm for exploration–exploitation is Thompson Sampling, which proceeds as follows:

1. Update the posterior $\pi_t(\theta)$ from (4).
2. Sample a parameter $\theta_t \sim \pi_t(\theta)$.
3. Select the action

$$A_t = \arg \max_{a \in \mathcal{A}} r_{\theta_t}(a, X_t) = \arg \max_{a \in \mathcal{A}} \mathbb{E}_{\theta_t}[R_t \mid a, X_t]$$

4. Observe the reward R_t , then update the posterior to $\pi_{t+1}(\theta)$ accordingly.

Kullback-Leibler (KL) Divergence. For two probability measures v_θ and v_γ , we define their KL divergence as

$$\mathcal{K}(v_\theta \mid v_\gamma) = \mathbb{E}_\theta \left[\log \left(\frac{dv_\theta(a)}{dv_\gamma(a)} \right) \right] = \mathbb{E}_\theta \left[\log \frac{f_\theta(\cdot \mid a, x)}{f_\gamma(\cdot \mid a, x)} \right]. \quad (5)$$

This will be useful for analyzing how quickly the posterior discards parameters that fit the data poorly.

3 Numerical Examples

We firstly consider a simple example where the decision maker will assume their reward function will come from a class of quadratic function with a Gaussian noise. It can be parameterized as follows:

$$R_t = f_\theta(A_t) = \theta_1 + \theta_2 A_t + \theta_3 A_t^2 + \epsilon_t \quad (6)$$

where $\epsilon_t \sim N(0, \sigma^2)$ is the noise term, The parameter space is defined as $\theta = (\theta_1, \theta_2, \theta_3) \in \Theta$.

⁴ This model can be used to represent a wide range of economic problems, such as dynamic pricing, investment, and treatment allocation. For example, in a dynamic pricing problem, such a quadratic reward function can be interpreted as the revenue generated by setting a price A_t at time t , which is solved from a linear demand and supply system. The decision maker aims to learn the true parameter θ^* and make decisions that maximize the expected reward.

In such a setting, the oracle decision rule should be $\mu(t) = \mu^* = -\frac{\theta_2}{2\theta_1}$ if we know the true parameter. However, when the parameter is unknown, a classical solution is using a heuristic algorithms to balance the exploration and exploitation trade off. For example, Thompson Sampling algorithm is a Bayesian algorithm that samples the parameter from the posterior distribution and selects the action that maximizes the expected reward. The specific implementation of the Thompson Sampling algorithm is shown in Algorithm 1.

Algorithm 1 Thompson Sampling (TS) Algorithm

- 1: **Initialize:** Prior distribution $\pi(\theta)$
 - 2: **for** each time step $t = 1, 2, \dots$ **do**
 - 3: Sample $\theta_t \sim \pi(\theta)$
 - 4: Select action $A_t = \arg \max_a f_{\theta_t}(r \mid a, X_t)$
 - 5: Observe reward R_t
 - 6: Update posterior distribution $\pi(\theta \mid \{(A_s, R_s)\}_{s=1}^t)$
 - 7: **end for**
-

The posterior distribution of the parameter θ at time t is given by (4).

The existing research has shown the Thompson Sampling algorithm can achieve an $O(e^{-T})$ rate of convergence of the posterior parameter to the true parameter under the correctly specified model (Kim 2017; Banjević and Kim 2019) and the expectation of parameter posterior will converge to the true parameter with exponential rate.

Now let us consider two examples of misspecification on the above quadratic expected reward function's underlying assumptions. The first is the symmetry of the reward function (Example 1) and the second is unimodal of the reward function (Example 2). Those assumptions are

⁴Since we currently focus on the misspecification of expected reward function, we assume the variance of the noise term is known for simplicity.

generally not true when the demand function is nonlinear. In the following simulations, we will investigate how the Thompson Sampling algorithm behaves under these two types of model misspecification.

True DGP Example 1:

$$R_t = f_{\theta, \delta}(A_t) = \begin{cases} \beta_1(A_t - \alpha_1) + \alpha_2 + \epsilon_t, & \text{if } A_t < \alpha_1 \\ \beta_2(A_t - \alpha_1) + \alpha_2 + \epsilon_t, & \text{otherwise} \end{cases} \quad (7)$$

Let $\{\epsilon_t\}_{t \geq 1}$ be a sequence of i.i.d. random variables such that $\epsilon_t \sim \mathcal{N}(0, \sigma^2)$. The parameter space is given by

$$\Theta' = \{\theta = (\alpha_1, \alpha_2, \beta_1, \beta_2) \in \mathbb{R}^4 \mid \beta_1 \neq \beta_2\}. \quad (8)$$

True DGP Example 2:

$$R_t = f_{\theta, \delta}(A_t) = \begin{cases} \theta_1 + \theta_2 A_t + \theta_3 A_t^2 - M + \epsilon_t, & \text{if } -\frac{\theta_3}{2\theta_2} - \delta \leq A_t \leq -\frac{\theta_3}{2\theta_2} + \delta \\ \theta_1 + \theta_2 A_t + \theta_3 A_t^2 + \epsilon_t, & \text{otherwise} \end{cases} \quad (9)$$

where $\epsilon_t \sim N(0, \sigma^2)$ is the noise term. The parameter space is defined as:

$$\Theta' = \{\theta = (\theta_1, \theta_2, \theta_3, \delta) \in \mathbb{R}^4 \mid \delta > 0, \theta_1 < 0\} \quad (10)$$

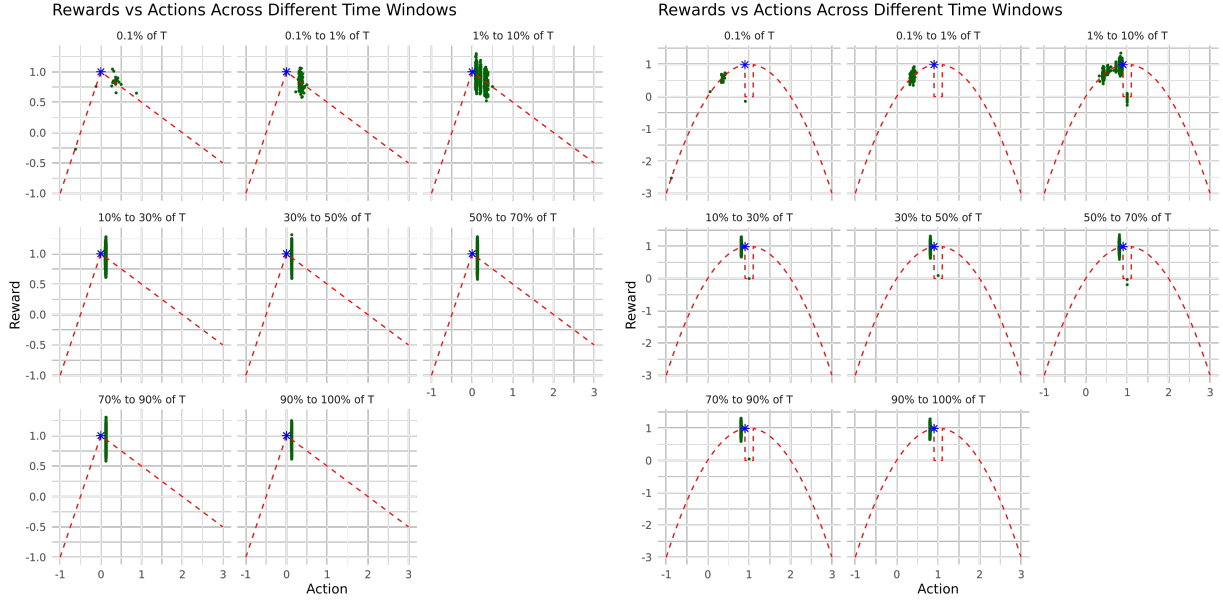


Figure 1: This is an illustration of the rewards and action relation over time under a Thompson Sampling algorithms. The red dashed line represents the true expected reward function. The green dots represent the action taking and the rewards observed at each time period. The left panel shows the case for example 1 with the true parameter $(\alpha_1, \alpha_2, \beta_1, \beta_2) = (0, 1, 2, \frac{1}{2})$. The right panel shows the case for example 2 with the true parameter $(\theta_1, \theta_2, \theta_3, \delta) = (0, 2, -1, 0.1)$. The noise term $\epsilon \sim \mathcal{N}(0, 0.1)$ maximum time period T is set to 20000.

Figure 1 shows under model misspecification, the Thompson Sampling algorithm will assign less probability to the true parameter and more probability to 'pseudo-true' parameters. Moreover, the simulation results show that the MAP of the parameter is no longer convergence to a single point and multiple limits can coexist (Figure 2)⁵. In such cases, the pseudo-true parameter is not even well-defined. And since the bias of the parameter estimation persists, the decision rule will be suboptimal. This results in a constant average regret (or linear accumulative regret) rate rather than an exponential convergence rate for the Thompson Sampling algorithm (see in Figure 3 and Figure 4).

⁵The results from misspecified model in Example 1 is similar to Example 2 but are not shown here, because the correct specified model uses different class of parameters, which are not directly comparable.

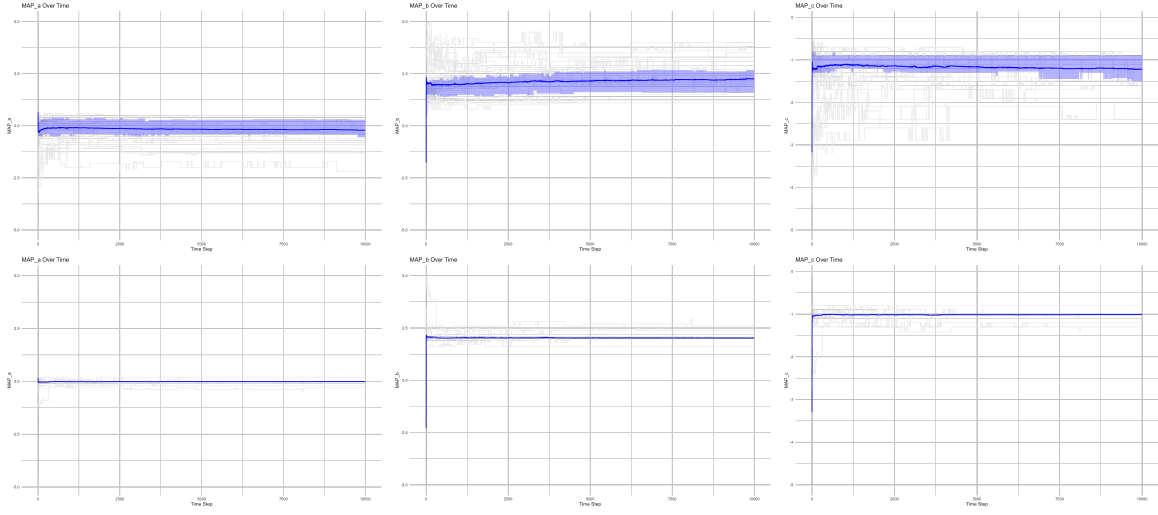


Figure 2: Maximum a Posteriori (MAP) estimates of the parameters over time. The upper row represents the misspecified model in Example 2, while the lower row corresponds to the correctly specified model. Each column shows the MAP estimates for one of the three parameters. The grey lines represent individual simulations, the blue line represents the average value over all simulations, and the shaded bands indicate the upper and lower 25% quantiles over the simulations.

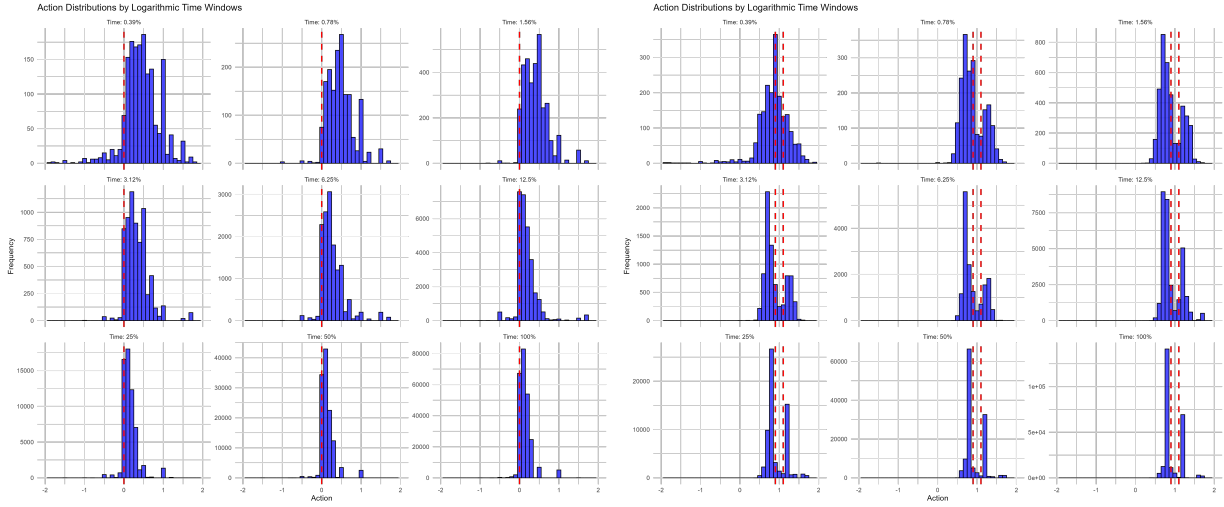


Figure 3: Action taking distribution histogram over different time windows. The red dashed line represents the optimal action, and the blue columns represent the frequency of the corresponding actions. The left panel corresponds to Example 1, and the right panel corresponds to Example 2.

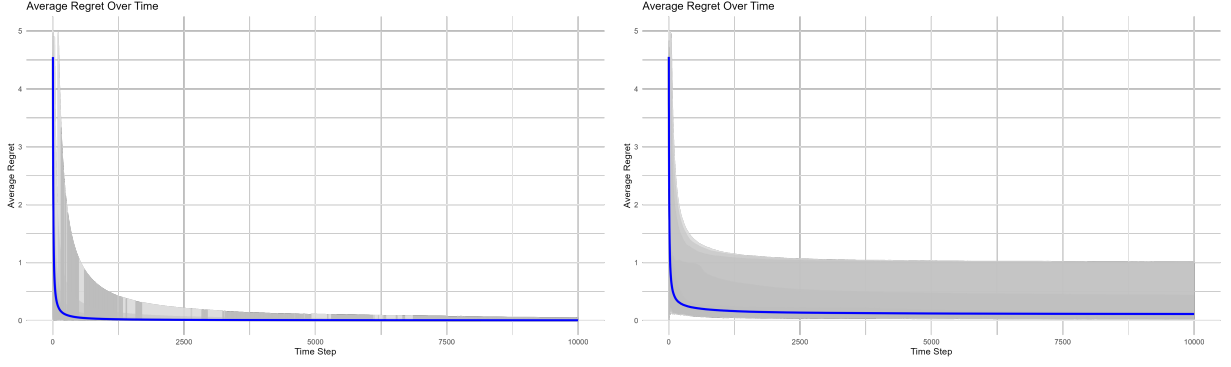


Figure 4: Average regret over time under correct (left) and misspecified (right) models. The left panel represents the correctly specified model in Example 2, while the right panel represents the misspecified model with $\delta = 0.1$. The grey band marks the upper and lower bounds of the average regret over 50 simulations, and the blue line represents the mean average regret.

4 Main Results

Now I want to show the first main result of this paper, that is given the model misspecification, the posterior distribution of the parameter will concentrate around a pseudo-true parameter set Θ^\dagger .

Assumption 2 (psuedo-truth set): *There exist a subset $\Theta^\dagger \subset \mathcal{P}$, for any θ not in Θ^\dagger , the following inequality holds:*

$$\sup_{\theta^\dagger \in \Theta^\dagger} \inf_{a \in \mathcal{A}} \mathcal{K}(v_\theta^a \mid v^*) - \mathcal{K}(v_{\theta^\dagger}^a \mid v^*) \geq \epsilon(\theta) > 0 \quad (11)$$

for some positive $\epsilon(\theta)$.

The intuition behind this assumption is said to be that the pseudo-truth set Θ^\dagger is the set of parameters such that it can not be uniformly dominated by any other parameter in the parameter space \mathcal{P} in terms of the KL divergence. In other words, for any parameter which is not in the pseudo-truth set, there exists a positive gap between the KL divergence of a certain parameter and the true parameter for any action and covariate distribution.

Theorem 1. *Suppose Assumption 1-2 hold, then under Thompson Sampling τ , there exists absolute constants $a_{\Theta^\dagger}, b_{\Theta^\dagger} > 0$ such that:* ⁶

$$\mathbb{E}_{\theta^*}^\tau [1 - \pi(\Theta^\dagger)] \leq a_{\Theta^\dagger} e^{-b_{\Theta^\dagger} t} \quad (12)$$

Sketch of Proof. Recall from the (4), we can rewrite the posterior on θ as:

⁶One possible choice is $2 \max \left\{ \frac{1 - \pi_0(\Theta^\dagger)}{\pi_0(\Theta^\dagger)}, 2(|\mathcal{P}| - |\Theta^\dagger|) \right\}$ and $b_0 = \min \left\{ \frac{\epsilon}{2}, \frac{\epsilon^2}{8d^2} \right\}$, where the d is a positive constant that depends on the specific problem. See more details in the Appendix.

$$\begin{aligned}
\pi_t(\theta) &= \frac{\sum_{\theta \in \Theta} \mathcal{L}_\theta(H_t) \pi_0(\theta)}{\sum_{\gamma \in \mathcal{P}} \mathcal{L}_\gamma(H_t) \pi_0(\gamma)} \\
&= \frac{\mathcal{L}_\theta(H_t) \pi_0(\theta)}{\sum_{\gamma \in \mathcal{P}} \mathcal{L}_\gamma(H_t) \pi_0(\gamma)} \\
&= \frac{1}{1 + \sum_{\gamma \notin \Theta} c_\gamma \left(\frac{\mathcal{L}_\gamma(H_t)}{\mathcal{L}_\theta(H_t)} \right)} \\
&= \frac{1}{1 + \sum_{\gamma \notin \Theta} c_\gamma \exp \left(- \sum_{s=0}^t \log \Lambda_s^\gamma \right)}
\end{aligned} \tag{13}$$

Therefore, our main goal is to characterize the behavior of the term:

$$\sum_{\gamma \notin \Theta} c_\gamma \exp \left(- \sum_{s=0}^t \log \Lambda_s^\gamma \right)$$

This quantity can be written as a sum of submartingale components, which we decompose into a martingale sequence plus a predictable, non-decreasing sequence.

The key step is to show that the non-negative increasing sequence is bounded by a constant. The condition is true under our Assumption 2, as ensures that in expectation the algorithm will always prefer the parameter in the pseudo-truth set Θ^\dagger rather than the other parameters regardless of which actions are selected.

□

The result above shows that the posterior distribution of the parameter will concentrate exponentially around the pseudo-true parameter set Θ^\dagger . This is a generalization of the pseudo-truth parameter of White (1982) to the dynamic decision-making problem. The intuition behind this result is that the pseudo-truth set Θ^\dagger is the set of parameters that cannot be uniformly dominated by any other parameter in the parameter space \mathcal{P} in terms of the KL divergence. And since this results are independent of the action distribution, the algorithm such as Thompson Sampling will gradually assign less probability to the parameters that are not in the pseudo-truth set Θ^\dagger .

Moreover, we can also get a bound on the average regret of the Thompson Sampling algorithm.

Corollary 1 *Suppose Assumption 1-2 holds, then Thompson Sampling τ average per-period regret is bounded by an absolute constant C_{Θ^\dagger} :*

$$AR(T, \tau) \leq C_{\Theta^\dagger} = O(1) \tag{14}$$

It is not obvious that if the pseudo-truth set is tight enough. One may be more interested in characterizing the behavior of the parameter posterior within the pseudo-truth set. Intuitively,

since the distribution of the action is endogenous to the algorithm itself, this recursive decision rule may depend on the specific functional form of the expected rewards. In the following section, we will try to give several necessary conditions of the further convergence within the pseudo-truth set.

5 Convergence within the Pseudo-Truth Set

Proposition 1 gives a benchmark result of the convergence of the parameter posterior under model misspecification. It shows that the exponential convergence rate attributes can still be guaranteed the periphery of pseudo-truth set Θ^\dagger .

However, one more interesting question will be how the parameter posterior behaves within the pseudo-truth set. To address this question, we can characterize the process as a dynamic system and apply stochastic approximation techniques. Before we move on to the formal analysis, let us first characterize the necessary conditions for the convergence of the parameter posterior within the pseudo-truth set.

5.1 Posterior Concentration Criteria

In this section, we investigate under what conditions the posterior distribution $\pi_t(\theta)$ can *concentrate* on a particular parameter or subset of parameters in the pseudo-truth set Θ^\dagger .

Definition 1 (Individual Posterior Concentration). *We say the posterior concentrates on a parameter $\theta \in \Theta^\dagger$ in expectation if*

$$\lim_{t \rightarrow \infty} \mathbb{E}_{\theta^*}[\pi_t(\theta)] = 1$$

It is possible, however, that no single parameter will achieve this limit. Thus we give the following second definition.

Definition 2 (Collective Posterior Concentration). *We say the posterior concentrates on a subset $S \subseteq \Theta^\dagger$ in expectation if*

$$\lim_{t \rightarrow \infty} \mathbb{E}_{\theta^*} \left[\sum_{\theta \in S} \pi_t(\theta) \right] = 1$$

Recall from the proof of Proposition 1, we can rewrite the posterior on θ as:

$$\begin{aligned}
\pi_t(\theta) &= \frac{\sum_{\theta \in \Theta} \mathcal{L}_\theta(H_t) \pi_0(\theta)}{\sum_{\gamma \in \mathcal{P}} \mathcal{L}_\gamma(H_t) \pi_0(\gamma)} \\
&= \frac{\mathcal{L}_\theta(H_t) \pi_0(\theta)}{\sum_{\gamma \in \mathcal{P}} \mathcal{L}_\gamma(H_t) \pi_0(\gamma)} \\
&= \frac{1}{1 + \sum_{\gamma \notin \theta} c_\gamma \left(\frac{\mathcal{L}_\gamma(H_t)}{\mathcal{L}_\theta(H_t)} \right)} \\
&= \frac{1}{1 + \sum_{\gamma \notin \theta} c_\gamma \exp \left(- \sum_{s=0}^t \log \Lambda_s^\gamma \right)}
\end{aligned} \tag{15}$$

If we assume uniform prior then we can ignore the constant term c_γ .

5.2 Partition and Ranking

Let Θ be a finite parameter space, and let \mathcal{A} be the action space. Suppose each parameter $\theta \in \Theta$ induces a reward model $f_\theta(a)$, and define ⁷

$$\phi : \Theta \rightarrow \mathcal{A}^\circ \subseteq \mathcal{A}, \quad \phi(\theta) = \arg \max_{a \in \mathcal{A}} f_\theta(a)$$

Here, $\mathcal{A}^\circ \subseteq \mathcal{A}$ denotes the finite set of all actions that can be the arg max of f_θ for some $\theta \in \Theta$.

Definition 3 (Partition and Ranking). *Fix an action $a \in \mathcal{A}^\circ$. Let's denote a measure of "fit" under the true DGP as $\Delta(\theta, a)$.*

- *For example, $\Delta(\theta, a)$ could be defined via expected log-likelihood ratios relative to the true reward law, or in a Gaussian noise model proportional to $\|g(a) - f_\theta(a)\|^2$.*
- *We say $\theta_1 \succ_a \theta_2$ if $\Delta(\theta_1, a) < \Delta(\theta_2, a)$.*

Thus for every $a \in \mathcal{A}^\circ$, the parameter space Θ can be partitioned into subsets Θ_a with the following ordering:

$$\Theta_a(1) \succ_a \Theta_a(2) \succ_a \dots \succ_a \Theta_a(N_a)$$

where $\Theta_a(k)$ collects the parameters in Θ_a whose $\Delta(\theta, a)$ -value is the k -th smallest among Θ_a . Here $N_a = \#\Theta_a$ is a number depending on the action a .

Remark 1 (Likelihood Ratio Perspective). *Let R_t be the observed reward at time t , and let a_t be the chosen action at time t . For any two parameters γ and θ , define the likelihood ratio*

$$\Lambda_t^{\gamma, \theta} = \frac{\mathcal{L}_\gamma(R_t | a_t)}{\mathcal{L}_\theta(R_t | a_t)}$$

⁷Please note here the ϕ is different from the decision rule μ in the Thompson Sampling algorithm. The former is just a mapping from the parameter space to the action space, while the latter is a mapping from the history to the action space. However, when the true parameter is known, the decision rule μ will gives actions coincides with the mapping ϕ for every period.

where \mathcal{L}_γ is the likelihood of observing R_t under f_γ . Then, the expected log-ratio

$$\mathbb{E}[\log \Lambda_t^{\gamma, \theta}] \propto \Delta(\theta, a_t) - \Delta(\gamma, a_t)$$

Hence, if $\Delta(\gamma, a) < \Delta(\theta, a)$, then repeated observations at action a push the posterior mass away from θ and toward γ .

5.3 Necessary Conditions for Individual Concentration

Now we can state the necessary condition for the individual concentration of the parameter posterior.

Proposition 1 (Necessary Condition for Individual Concentration).⁸ *Let $\pi_t(\theta)$ be the posterior weight on θ at time t under Thompson Sampling τ . Suppose for some $\theta^* \in \Theta$, we have*

$$\lim_{t \rightarrow \infty} \mathbb{E}[\pi_t(\theta^*)] = 1$$

Then θ^ must lie in $\Theta_{\phi(\theta^*)}(1)$, that is, θ^* is one of the best-fitting parameters within its own preferred action $\phi(\theta^*)$. Formally,*

$$\Delta(\theta^*, \phi(\theta^*)) = \min_{\gamma \in \Theta_{\phi(\theta^*)}} \Delta(\gamma, \phi(\theta^*))$$

Sketch of Proof. Let $a^* = \phi(\theta^*)$. If θ^* did not belong to the top rank $\Theta_{a^*}(1)$, then there would exist some $\gamma \in \Theta_{a^*}(1)$ such that $\Delta(\gamma, a^*) < \Delta(\theta^*, a^*)$. In that case, every time action a^* is selected (infinitely often if θ^* were to dominate the posterior), the likelihood ratio $\Lambda_t^{\gamma, \theta^*}$ would, on average, exceed 1, pushing posterior mass toward γ . Hence, $\pi_t(\theta^*)$ cannot converge to 1 in expectation. Thus θ^* must be in $\Theta_{a^*}(1)$. \square

Remark 2 (Connection with Psedo-truth set). *It is easy to notice that the Psedo-truth set defined in the Assumption 2 is a largest subset of the set of parameters that satisfies the necessary condition in 1. That is any parameter never lies in the first class partitions will not belongs to the Psedo-truth set and we can have $\Theta^\dagger = \cup_{a \in \mathcal{A}} \Theta_a(1)$*

If the according $\Theta(1)$ is a singleton set, then the equilibrium condition is also sufficient. However, unfortunately, this is usually not the case when the the parameter space has higher dimension than the action space. For instance, in our example 2, we can find infinite parameter vector such that the function f_θ goes through a fixed point (a, r) on the \mathbb{R}^2 plane. In

⁸This is also the necessary conditionf for the pathwise individual concentration of the parameter posterior. See as the discussion in the next section.

general, the collective posterior concentration is a more common outcome than the individual concentration.

5.4 Overshadowing and Graph Representation

The collective posterior concentration can happen in quite different ways. For example, it could be the case that multiple single parameters can be concentrated by the posterior distribution separately (Figure 5a). In that case all those parameters satisfies the necessary condition for individual concentration. It could also be the case that the posterior distribution concentrates on a subset of parameters (Figure 5b). Then the parameter sample from the posterior distribution will cycle among the subset of parameters.

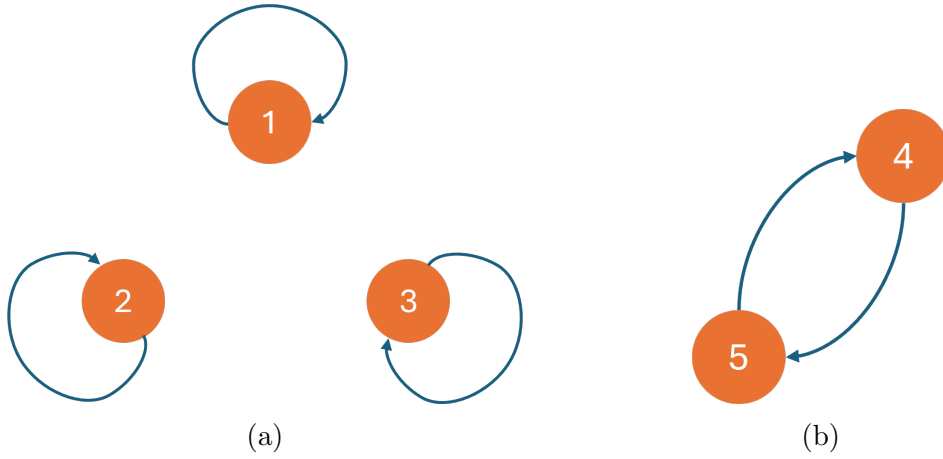


Figure 5: Two different cases of the collective posterior concentration.

If the different patterns like in Figure 5a and Figure 5b can coexist, then at the expectation level, then we can only guarantee the expected posterior distribution will concentrate on a the union of all those possible parameters (parameter 1-5 in Figure 5 should be all included).

Definition 4 (Overshadowing Edge). *Let $\theta, \gamma \in \Theta$. We say there is an overshadowing edge $\theta \rightarrow \gamma$ if, $i \geq j$, with $\theta \in \Theta_{\phi(\theta)}(i)$ and $\gamma \in \Theta_{\phi(\theta)}(j)$.*

If $\theta \rightarrow \gamma$ in this sense, then whenever the algorithm samples action $\phi(\theta)$ infinitely often while θ has nonnegligible mass, the ratio $\pi_t(\gamma)/\pi_t(\theta)$ typically grows unbounded, so θ is eventually “ruled out” by γ . By contrast, if the sampling or posterior updates *switch away* from $\phi(\theta)$ too soon, θ might never be fully overshadowed in practice.

We now view Θ as the vertex set of a directed graph $G = (\Theta, E)$ whose edges are precisely the overshadowing edges $\theta \rightarrow \gamma$. A subset of parameters $S \subseteq \Theta$ induces a subgraph $G[S]$.

Definition 5 (Closed, Strongly Connected Subgraph). *A set $S \subseteq \Theta$ is called closed under*

overshadowing if no vertex in S has an outgoing edge in G to a vertex outside S . That is,

$$\forall \theta \in S, \text{ if } \theta \rightarrow \gamma, \text{ then } \gamma \in S.$$

We say S is strongly connected under overshadowing if for every pair $\theta, \gamma \in S$, there is a directed path $\theta \rightarrow \cdots \rightarrow \gamma$ within $G[S]$.

Definition 6 (Jointly Closed Under Overshadowing). A subset $S \subseteq \Theta$ is called jointly closed under overshadowing if there exists a stable posterior distribution $p(\cdot)$ supported on S such that, for every $\gamma \notin S$, γ cannot achieve a strictly positive log-likelihood ratio against $p(\cdot)$ on any action $a \in \mathcal{A}^o(S)$.

Equivalently, S is jointly closed if there exists $p(\cdot)$ on S satisfying:

$$\sum_{\theta \in S} p(\theta) \mathbb{E} \left[\log \Lambda_s^{\gamma, \theta} \mid A_s = a \right] \leq 0 \quad \text{for all } \gamma \notin S \text{ and } a \in \mathcal{A}^o(S).$$

5.5 Necessary Conditions for Collective Concentration

As discussed, a bandit or Bayesian-learning process can concentrate its posterior on a subset of parameters $S \subseteq \Theta$ along a given sample path (*pathwise*), but there may be multiple such subsets that arise on different sample paths due to stochasticity in rewards. Hence, while we might establish conditions under which some run converges to S , the expected posterior across all runs could still be split among multiple such sets.

Definition 7 (Pathwise Collective Concentration). We say the posterior collectively concentrates on $S \subseteq \Theta$ pathwise if there is a positive-probability event Ω_S such that, on every sample path $\omega \in \Omega_S$,

$$\lim_{t \rightarrow \infty} \sum_{\theta \in S} \pi_t(\theta)(\omega) = 1.$$

That is, with positive probability, the posterior eventually allocates total mass 1 to S in a single run.

The next proposition provides a necessary condition for this pathwise collective concentration, that is S must form a jointly closed and strongly connected component in a suitable overshadowing graph. We will then show how the expected posterior might combine these different pathwise attractors.

Proposition 2 (Necessary Conditions for Pathwise Collective Concentration). Suppose there

is a subset $S \subseteq \Theta$ and a positive-probability event Ω_S such that, for every sample path $\omega \in \Omega_S$,

$$\lim_{t \rightarrow \infty} \sum_{\theta \in S} \pi_t(\theta)(\omega) = 1.$$

Then the following conditions must hold:

1. **Jointly Closed:** For every parameter $\gamma \notin S$, given the distribution of actions which are played infinitely often on Ω_S , γ is overshadowed by the collective mixture of parameters in S .
2. **Internal Cohesion:** Within S , no parameter is permanently ruled out by the others. Equivalently, for every pair $\theta, \gamma \in S$, there is a directed path $\theta \rightarrow \dots \rightarrow \gamma$ in the induced subgraph $G[S]$.

Sketch of Proof. (1) **Jointly Closed.** Since S collectively captures total posterior mass 1 on Ω_S , any parameter $\gamma \notin S$ that could “beat” all members of S on the actions sampled infinitely often would eventually claim some positive fraction of posterior.⁹ Concretely, if repeated data on the event Ω_S were to show a sustained likelihood-ratio growth favoring γ relative to *every* $\theta \in S$, then γ would not remain at posterior mass near 0. Hence $\sum_{\theta \in S} \pi_t(\theta) \rightarrow 1$ would be contradicted. Therefore, no external parameter γ can systematically overtake the collective mixture of parameters in S .¹⁰

(2) **Internal Cohesion.** If a parameter $\theta \in S$ were definitively overshadowed by another $\gamma \in S$ on infinitely many samples of $\phi(\theta)$, θ would eventually lose its posterior mass for good. One would prune out parameters from S until no nontrivial cycle remains. Then S could not retain all the mass. Hence every $\theta \in S$ must remain viable, implying S is strongly connected (i.e., no irreversible overshadowing within S).

Combining these points, S must be robust against external parameters and be internally “cohesive” while its favored actions are indeed sampled infinitely often. Thus the posterior can concentrate on S pathwise with positive probability. \square

Remark 3 (Relation to Expected Posterior). *There may be multiple disjoint subsets $S_1, \dots, S_k \subseteq \Theta$ each satisfying Definition 7 on disjoint events with positive probability. Thus, in expectation,*

⁹Note we do not require the outsider parameter γ to overshadow any parameter in S .

¹⁰Even if S is jointly closed, the posterior need not settle on a single stable distribution within S ; it may oscillate or cycle among the parameters in S . One can thus generalize from a unique stable posterior distribution to a broader stable region of distributions. Small changes in overshadowing relationships or model parameters can then merge or split such regions, producing a qualitative shift in the limiting behavior, akin to a “phase transition.”

the limiting posterior could be a mixture over these sets. One might then write:

$$\lim_{t \rightarrow \infty} \mathbb{E} \left[\sum_{\theta \in S_1} \pi_t(\theta) \right] = p_1, \quad \lim_{t \rightarrow \infty} \mathbb{E} \left[\sum_{\theta \in S_2} \pi_t(\theta) \right] = p_2, \quad \dots \quad \text{with } p_1 + \dots + p_k = 1.$$

In such a case, no single S_i necessarily collects mass 1 on average. Instead, each S_i captures the entire posterior pathwise on a subset of runs with probability p_i , giving a mixed limit for the expected posterior.

6 Conclusion and Future Work

In this paper, we examined the behavior of dynamic decision-making algorithms under model misspecification in a finite-parameter setting. Our main contributions include: First, we introduced an extension of White’s (1982) pseudo-true parameter concept for the dynamic case. Instead of a single pseudo-true point, we obtained a *pseudo-truth set* $\Theta^\dagger \subseteq \Theta$ whose elements provide equally good fits in terms of KL divergence. Second, we established that Thompson Sampling allocates posterior probability to parameters in Θ^\dagger at an exponential rate. Moreover, the total regret grows linearly in time T , implying a constant per-period regret in the limit. Third, within Θ^\dagger , multiple parameters may remain positive expected posterior forever, and the posterior can exhibit cyclic behavior among them. We derived necessary conditions under which pathwise posterior concentration on a subset of Θ^\dagger can occur. Specifically, a subset $S \subset \Theta^\dagger$ must be jointly closed under overshadowing and strongly connected to sustain non-trivial posterior mass in the long run. Finally, our findings suggest that while exact parameter inference can fail under misspecification, but the simulation results shows Thompson Sampling can still yield robust action-selection performance. This suggests there may be structural conditions under which a Bayesian updating scheme remains near-optimal even when the assumed model is somewhat misspecified.

References

- Adusumilli, Karun (2021). “Risk and optimal policies in bandit experiments”. In: *arXiv preprint arXiv:2112.06363*.
- Andrews, Isaiah et al. (2023). “Structural estimation under misspecification: theory and implications for practice”. In.
- Armstrong, Timothy, Patrick M Kline, and Liyang Sun (2024). *Adapting to Misspecification*. Tech. rep. National Bureau of Economic Research.
- Ba, Cuimin (2023). *Robust Misspecified Models and Paradigm Shifts*. arXiv: [2106.12727 \[econ.TH\]](#).
- Banjević, Dragan and Michael Jong Kim (2019). “Thompson sampling for stochastic control: The continuous parameter case”. In: *IEEE Transactions on Automatic Control* 64.10, pp. 4137–4152.
- Bogunovic, Ilija and Andreas Krause (2021). “Misspecified Gaussian Process Bandit Optimization”. In: *Advances in Neural Information Processing Systems*. Ed. by M. Ranzato et al. Vol. 34. Curran Associates, Inc., pp. 3004–3015.
- Bonhomme, Stéphane and Martin Weidner (2022). “Minimizing sensitivity to model misspecification”. In: *Quantitative Economics* 13.3, pp. 907–954.
- Chung, Fan and Linyuan Lu (2006). “Concentration inequalities and martingale inequalities: a survey”. In: *Internet mathematics* 3.1, pp. 79–127.
- Esponda, Ignacio and Demian Pouzo (2016). “Berk–Nash Equilibrium: A Framework for Modeling Agents With Misspecified Models”. In: *Econometrica* 84.3, pp. 1093–1130.
- Esponda, Ignacio, Demian Pouzo, and Yuichi Yamamoto (2021). “Asymptotic behavior of Bayesian learners with misspecified models”. In: *Journal of Economic Theory* 195, p. 105260. ISSN: 0022-0531.
- Fan, Lin and Peter W Glynn (2021). “Diffusion Approximations for Thompson Sampling”. In: *arXiv preprint arXiv:2105.09232*.
- Foster, Dylan J et al. (2020). “Adapting to Misspecification in Contextual Bandits”. In: *Advances in Neural Information Processing Systems*. Ed. by H. Larochelle et al. Vol. 33. Curran Associates, Inc., pp. 11478–11489.
- Fudenberg, Drew and Giacomo Lanzani (2023). “Which misspecifications persist?” In: *Theoretical Economics* 18.3, pp. 1271–1315.
- Kim, Michael Jong (2017). “Thompson sampling for stochastic control: The finite parameter case”. In: *IEEE Transactions on Automatic Control* 62.12, pp. 6415–6422.
- Lattimore, Tor, Csaba Szepesvari, and Gellert Weisz (2020). “Learning with Good Feature Representations in Bandits and in RL with a Generative Model”. In: *Proceedings of the*

- 37th International Conference on Machine Learning*. Ed. by Hal Daumé III and Aarti Singh. Vol. 119. Proceedings of Machine Learning Research. PMLR, pp. 5662–5670.
- Lattimore, Tor and Csaba Szepesvári (2020). *Bandit algorithms*. Cambridge University Press.
- Li, Jin, Ye Luo, and Xiaowei Zhang (2023). *Dynamic Selection in Algorithmic Decision-making*. arXiv: [2108.12547](#) [econ.EM].
- Liang, Annie (2019). “Games of incomplete information played by statisticians”. In: *arXiv preprint arXiv:1910.07018*.
- Masten, Matthew A and Alexandre Poirier (2021). “Salvaging falsified instrumental variable models”. In: *Econometrica* 89.3, pp. 1449–1469.
- Müller, ULRICH and ANDRIY Norets (2024). “Locally robust efficient bayesian inference”. In.
- Murooka, Takeshi and Yuichi Yamamoto (2023). *Higher-order Misspecification and Equilibrium Stability*. Tech. rep. Osaka School of International Public Policy, Osaka University.
- Salant, Yuval and Josh Cherry (2020). “Statistical inference in games”. In: *Econometrica* 88.4, pp. 1725–1752.
- White, Halbert (1982). “Maximum likelihood estimation of misspecified models”. In: *Econometrica: Journal of the Econometric Society*, pp. 1–25.

7 Appendix

7.1 Proof of Proposition 1

Proof. This proof is an one-step generalization of the approach by Kim (2017). We can firstly re-write the posterior distribution of the pseudo-truth parameter set $\Theta^\dagger \subset \Theta$ as:

$$\begin{aligned}
\pi_t(\Theta^\dagger) &= \frac{\sum_{\theta \in \Theta^\dagger} \mathcal{L}_\theta(H_t) \pi_0(\theta)}{\sum_{\gamma \in \mathcal{P}} \mathcal{L}_\gamma(H_t) \pi_0(\gamma)} \\
&= \frac{\mathcal{L}_{\Theta^\dagger}(H_t) \pi_0(\Theta^\dagger)}{\sum_{\gamma \in \mathcal{P}} \mathcal{L}_\gamma(H_t) \pi_0(\gamma)} \\
&= \frac{1}{1 + \sum_{\gamma \notin \Theta^\dagger} c_\gamma \left(\frac{\mathcal{L}_\gamma(H_t)}{\mathcal{L}_{\Theta^\dagger}(H_t)} \right)} \\
&= \frac{1}{1 + \sum_{\gamma \notin \Theta^\dagger} c_\gamma \exp \left(- \sum_{s=0}^t \log \Lambda_s^\gamma \right)}
\end{aligned} \tag{16}$$

where the constant $c_\gamma = \frac{\pi_0(\gamma)}{\pi_0(\Theta^\dagger)}$ and $\Lambda_s^\gamma = \frac{\mathcal{L}_{\Theta^\dagger}(H_s)}{\mathcal{L}_\gamma(H_s)}$. Here $\pi_0(\Theta^\dagger)$ is the prior probability of the pseudo-truth set Θ^\dagger , which is defined as $\pi_0(\Theta^\dagger) = \sum_{\theta \in \Theta^\dagger} \pi_0(\theta)$ in the finite parameter space setting. And the $\mathcal{L}_{\Theta^\dagger}(H_t)$ is the likelihood of the pseudo-truth set Θ^\dagger given the history H_t , which is defined as $\mathcal{L}_{\Theta^\dagger}(H_t) = \sum_{\theta \in \Theta^\dagger} \mathcal{L}_\theta(H_t) \tilde{\pi}_0(\theta)$ with normalized prior $\tilde{\pi}_0(\theta) = \frac{\pi_0(\theta)}{\pi_0(\Theta^\dagger)}$.

Then we can define the following stochastic process:

$$Z_t = \sum_{s=0}^t \log \Lambda_s^\gamma \tag{17}$$

By Doob Decomposition, we can write Z_t as:

$$\begin{aligned}
Z_t^\gamma &= M_t^\gamma + I_t^\gamma \\
&= \left(\sum_{s=0}^t \log \Lambda_s^\gamma - \sum_{s=0}^t \mathbb{E}_{\theta^*} [\log \Lambda_s^\gamma \mid \mathcal{H}_{s-1}] \right) + \sum_{s=0}^t \mathbb{E}_{\theta^*} [\log \Lambda_s^\gamma \mid \mathcal{H}_{s-1}]
\end{aligned} \tag{18}$$

This is a sub-martingale respect to the filtration $\mathcal{H}_t = \sigma(H_t)$. Note that the conditional expectation is taken with respect to the true parameter θ^* instead of θ .

Lemma 1. *The martingale M_t^γ has finite increments. That is there exist a constant $d > 0$ such that:*

$$|\log \Lambda_s^\gamma - \mathbb{E}_{\theta^*} [\log \Lambda_s^\gamma \mid \mathcal{H}_{s-1}]| \leq d \tag{19}$$

Proof. By the assumption that our action space \mathcal{A} is compact, so the function $f_\gamma(r \mid A_t)$ can get maximum and minimum value. This ensures $\log \Lambda_s^\gamma$ is always positive and finite. \square

Lemma 2. *The second term I_t^γ is a predictable process. That is there exist a constant $c > 0$ such that:*

$$\mathbb{E}_{\theta^*} [\log \Lambda_s^\gamma \mid \mathcal{H}_{s-1}] \leq c \quad (20)$$

Proof.

$$\begin{aligned} & \mathbb{E}_{\theta^*}^\tau [\log \Lambda_s^\gamma \mid \mathcal{H}_{s-1}] \\ &= \mathbb{E}_{\theta^*}^\tau [\mathbb{E}_{\theta^*}^\tau [\log \Lambda_s^\gamma \mid \mathcal{H}_{s-1}, A_{s-1}] \mid \mathcal{H}_{s-1}] \\ &= \mathbb{E}_{\theta^*}^\tau [\mathcal{K}(v_{\Theta^\dagger}(\cdot \mid X_{s-1}, A_{s-1}) \mid v_\gamma(\cdot \mid X_{s-1}, A_{s-1})) \mid \mathcal{H}_{s-1}] \\ &\geq \mathbb{E}_{\theta^*}^\tau \left[\min_{x \in \mathcal{X}, a \in \mathcal{A}} \mathcal{K}(v_{\Theta^\dagger}^{x,a} \mid v_\gamma^{x,a}) \mid \mathcal{H}_{s-1} \right] \\ &\geq \mathbb{E}_{\theta^*}^\tau \left[\max_{\theta \in \Theta^\dagger} \inf_{x \in \mathcal{X}, a \in \mathcal{A}} \mathcal{K}(v_\theta^{x,a} \mid v_\gamma^{x,a}) \mid \mathcal{H}_{s-1} \right] \\ &\geq \min_{\theta \neq \gamma \in \Theta} \max_{\theta \in \Theta^\dagger} \inf_{x \in \mathcal{X}, a \in \mathcal{A}} \epsilon(x, a, \theta, \gamma) \\ &= \epsilon > 0 \end{aligned} \quad (21)$$

The last inequality comes from the fact of assumption 2. □

Hence we can write the expectation of the posterior of the pseudo-truth set as:

$$\begin{aligned} \mathbb{E}_{\theta^*}^\tau [\pi_t(\Theta^\dagger)] &= \mathbb{E}_{\theta^*}^\tau \left[\frac{1}{1 - \sum_{\gamma \notin \Theta^\dagger} c_\gamma(M_t^\gamma + I_t^\gamma)} \right] \\ &\geq \mathbb{E}_{\theta^*}^\tau \left[\frac{1}{1 - \sum_{\gamma \notin \Theta^\dagger} c_\gamma(M_t^\gamma + \epsilon t)} \right] \end{aligned} \quad (22)$$

Then following the same methods by Kim (2017), for any $\delta > 0$ and $\gamma \in \mathcal{P}$ we can define the event:

$$B_t^\gamma(\delta) = \{|M_t^\gamma| \leq \delta t\}$$

then, for any choice of $0 < \delta < \epsilon$

$$\begin{aligned}
& \mathbb{E}_{\theta^*}^\tau [\pi_t(\Theta^\dagger)] \\
& \geq \mathbb{E}_{\theta^*}^\tau \left[\frac{1}{1 + \sum_{\gamma \notin \Theta^\dagger} c_\gamma \exp(-M_t^\gamma - \epsilon t)} \mathbb{1}_{\cap_{\gamma \notin \Theta^\dagger} B_t^\gamma(\delta)} \right] \\
& \quad + \mathbb{E}_{\theta^*}^\tau \left[\frac{1}{1 + \sum_{\gamma \notin \Theta^\dagger} c_\gamma \exp(-M_t^\gamma - \epsilon t)} \mathbb{1}_{(\cap_{\gamma \notin \Theta^\dagger} B_t^\gamma(\delta))^c} \right] \\
& \geq \frac{\mathbb{P}_{\theta^*}^\tau (\cap_{\gamma \notin \Theta^\dagger} B_t^\gamma(\delta))}{1 + \frac{1 - \pi_0(\Theta^\dagger)}{\pi_0(\Theta^\dagger)} \exp(-(\epsilon - \delta)t)} \\
& = \frac{1 - \mathbb{P}_{\theta^*}^\tau (\cup_{\gamma \notin \Theta^\dagger} B_t^\gamma(\delta)^c)}{1 + \frac{1 - \pi_0(\Theta^\dagger)}{\pi_0(\Theta^\dagger)} \exp(-(\epsilon - \delta)t)}.
\end{aligned}$$

The second inequality is because inside the second expectation, the term is always positive and greater than zero. Then by the union bound we have:

$$\begin{aligned}
\mathbb{E}_{\theta^*}^\tau [\pi_t(\Theta^\dagger)] & \geq \frac{1 - \sum_{\gamma \notin \Theta^\dagger} \mathbb{P}_{\theta^*}^\tau (B_t^\gamma(\delta)^c)}{1 + \frac{1 - \pi_0(\Theta^\dagger)}{\pi_0(\Theta^\dagger)} \exp(-(\epsilon - \delta)t)} \\
& \geq \frac{1 - \sum_{\gamma \notin \Theta^\dagger} \mathbb{P}_{\theta^*}^\tau (|M_t^\gamma| \geq \delta t)}{1 + \frac{1 - \pi_0(\Theta^\dagger)}{\pi_0(\Theta^\dagger)} \exp(-(\epsilon - \delta)t)}
\end{aligned}$$

By the Lemma 2, we can have:

$$\mathbb{P}_{\theta^*}^\tau (|M_t^\gamma| \geq \delta t) \leq 2 \exp \left(-\frac{\delta^2 t^2}{2d^2} \right) \quad (23)$$

The inequality is given by the Azuma-Hoeffding inequality (Chung and Lu 2006). Then we can have:

$$\mathbb{E}_{\theta^*}^\tau [\pi_t(\Theta^\dagger)] \geq \frac{1 - 2(|\mathcal{P}| - |\Theta^\dagger|) \exp \left(-\frac{\delta^2 t}{2d^2} \right)}{1 + \frac{1 - \pi_0(\Theta^\dagger)}{\pi_0(\Theta^\dagger)} \exp(-(\epsilon - \delta)t^2)} \quad (24)$$

Then we can get:

$$\begin{aligned}
& \mathbb{E}_{\theta^*}^\tau [1 - \pi_t(\Theta^\dagger)] \\
&= \frac{\frac{1-\pi_0(\Theta^\dagger)}{\pi_0(\Theta^\dagger)} \exp(-(\epsilon - \delta)t) + 2(|\mathcal{P}| - |\Theta^\dagger|) \exp\left(-\frac{\delta^2 t^2}{2d^2}\right)}{1 + \frac{1-\pi_0(\Theta^\dagger)}{\pi_0(\Theta^\dagger)} \exp(-(\epsilon - \delta)t)} \\
&\leq \frac{1 - \pi_0(\Theta^\dagger)}{\pi_0(\Theta^\dagger)} \exp(-(\epsilon - \delta)t) + 2(|\mathcal{P}| - |\Theta^\dagger|) \exp\left(-\frac{\delta^2 t^2}{2d^2}\right) \\
&= \frac{1 - \pi_0(\Theta^\dagger)}{\pi_0(\Theta^\dagger)} \exp\left(-\frac{\epsilon t}{2}\right) + 2(|\mathcal{P}| - |\Theta^\dagger|) \exp\left(-\frac{\epsilon^2 t^2}{8d^2}\right) \\
&\leq \frac{1 - \pi_0(\Theta^\dagger)}{\pi_0(\Theta^\dagger)} \exp\left(-\frac{\epsilon t}{2}\right) + 2(|\mathcal{P}| - |\Theta^\dagger|) \exp\left(-\frac{\epsilon^2 t}{8d^2}\right) \\
&\leq a_\theta \exp(-b_\theta t)
\end{aligned} \tag{25}$$

One possible choice can be $a_{\Theta^\dagger} = 2 \max \left\{ \frac{1-\pi_0(\Theta^\dagger)}{\pi_0(\Theta^\dagger)}, 2(|\mathcal{P}| - |\Theta^\dagger|) \right\}$ and $b_{\Theta^\dagger} = \min \left\{ \frac{\epsilon}{2}, \frac{\epsilon^2}{8d^2} \right\}$. ¹¹

□

¹¹From the proof we know that for sufficiently large t , first term in the (25) will dominate the second term. Hence the rate will be approximately agree with the constants as $a_{\Theta^\dagger} = \frac{1-\pi_0(\Theta^\dagger)}{\pi_0(\Theta^\dagger)}$ and $b_{\Theta^\dagger} = \frac{\epsilon}{2}$.