

Contract-based hierarchical control using predictive feasibility value functions

Felix Berkel¹, Kim Peter Wabersich¹, Hongxi Xiang², Elias Milios¹

Abstract—Today’s control systems are often characterized by modularity and safety requirements to handle complexity, resulting in hierarchical control structures. Although hierarchical model predictive control offers favorable properties, achieving a provably safe, yet modular design remains a challenge. This paper introduces a contract-based hierarchical control strategy to improve the performance of control systems facing challenges related to model inconsistency and independent controller design across hierarchies. We consider a setup where a higher-level controller generates references that affect the constraints of a lower-level controller, which is based on a soft-constrained MPC formulation. The optimal slack variables serve as the basis for a contract that allows the higher-level controller to assess the feasibility of the reference trajectory without exact knowledge of the model, constraints, and cost of the lower-level controller. To ensure computational efficiency while maintaining model confidentiality, we propose using an explicit function approximation, such as a neural network, to represent the cost of optimal slack values. The approach is tested for a hierarchical control setup consisting of a planner and a motion controller as commonly found in autonomous driving.

I. INTRODUCTION

A hierarchical control structure is often required to handle the complexity of modern dynamical systems and their requirements, such as safety constraints. These structures enable the modularization of a challenging overall control task into multiple controller designs, each tailored to address specific aspects of the overall goal. Hierarchical model predictive control (MPC) has emerged as a prominent approach in this context, allowing for the efficient coordination of controllers operating at different time scales while considering safety constraints. This is particularly relevant in scenarios where the dynamics of the system itself exhibit slow and fast dynamics, or in plant-wide optimization settings where control and optimization algorithms operate at different rates. The applications of hierarchical MPC include process control [1], water networks [2], control of power grids [3], as well as planning and control of autonomous vehicles [4], among others. A survey on hierarchical MPC can be found in [5].

One challenge with hierarchical MPC is the use of different models at various layers of the control architecture [5]. At the higher levels, simpler models are utilized, which are suitable for capturing the slow system dynamics or for facilitating optimization over a long planning horizon. In contrast, at the lower levels, more detailed models are

implemented to accurately represent the fast dynamics of the system. This layered approach can lead to significant discrepancies between the planned behavior at higher levels and the actual behavior of the system, potentially resulting in suboptimal performance and safety risks, as noted in [6]. Another challenge arises from the independent design of higher-level and lower-level controllers, often carried out by different teams or even different companies, which is, for instance, common in the automotive industry. This independence can lead to a large integration effort and potentially prohibits the combination of different components, as highlighted in [7]. The situation is further complicated when knowledge exchange regarding models may be restricted due to intellectual property restrictions.

Contributions: This paper presents a contract-based hierarchical control strategy to address the challenges of modularization and safety. At the higher level, a controller generates a reference sequence for the lower-level controller to track, which also affects the constraints for the lower-level controller. The lower-level controller is designed as a soft-constrained MPC, such that the corresponding optimal slack variables indicate feasibility of a given state measurement and reference sequence. As a result, the higher-level controller can assess feasibility of the reference trajectory for the underlying control problem through the optimal slack variables directly, even in the presence of model discrepancies. Specifically, we derive an optimization problem that allows us to determine the optimal slack variables for a given state and reference. We refer to its optimal value as the slack value function.

Since the slack value function is implicitly defined and requires solving an optimization problem for evaluation, we propose an efficient approximation using an explicit representation, such as a neural network (NN). This approach enables the higher-level controller to efficiently evaluate feasibility, rendering the optimization problem computationally tractable for real-time implementation. Furthermore, this approximation allows the higher-level controller to operate without access to detailed information about the lower-level optimization problem. Instead, it can rely on an abstract description, the approximation of the slack value function. This effectively addresses the independent design problem, as the lower-level controller may prefer not to disclose its optimization problem due to intellectual property concerns.

Related Work: The development of hierarchical control systems has evolved significantly over the years, with early approaches focusing on robust designs for higher-level controllers that effectively accommodate the control decisions

¹Elias Milios, Kim P. Wabersich, and Felix Berkel are with the Corporate Research of Robert Bosch GmbH, 71272 Renningen, Germany. Email: {Elias.Milios, KimPeter.Wabersich, Felix.Berkel}@de.bosch.com

²Hongxi Xiang is a student of ETH Zurich, Switzerland. Email: xiang-hongxi@outlook.com

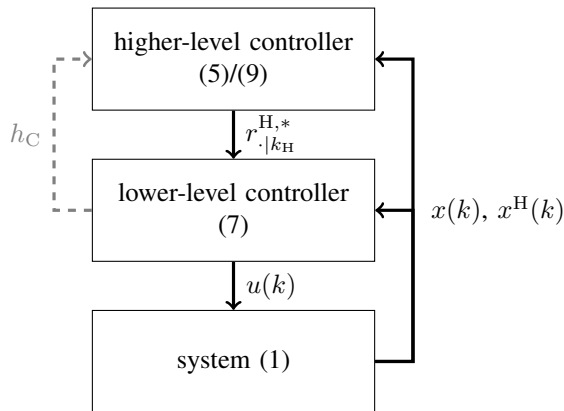


Fig. 1. Considered controller architecture: The higher-level controller generates references $r_{\cdot|k_H}^{H,*}$ which are tracked by the lower-level controller that applies inputs $u(k)$ to the system. The gray part represents a contract designed offline (before operation), allowing the higher-level controller to assess feasibility of a given trajectory for the lower-level controller during operation. $x(k)$ and $x^H(k)$ are the states of the lower- and higher-level controller, respectively.

made by lower-level controllers, see e.g., [8] and [9].

More recent research has shifted towards mission-based hierarchical MPC frameworks, which prioritize recursive feasibility over stability considerations as in [10], [11]. A common characteristic of these approaches is that both the higher and lower-level controllers operate under the same model ensuring consistency between the prediction models. In many hierarchical structures used in applications like autonomous driving, higher-level planners often cannot accommodate the more complex vehicle models employed in lower-level motion control. This limitation restricts the applicability of these methods.

The papers [6], [7] explore contract-based designs in hierarchical control systems, specifically examining a setup where the higher-level controller employs MPC, while the lower-level controller utilizes a linear control strategy, with the model of the lower-level controller remaining undisclosed to the higher-level controller. However, the use of linear controllers at the lower level for constrained systems tends to be conservative.

Outline of this paper: The paper is organized as follows. Section II presents the problem formulation, while Section III discusses the contract-based design higher-level and lower-level controller. Section IV extends the discussion to receding-horizon implementation, and Section V demonstrates the method through an autonomous driving example. Finally, Section VI concludes the paper.

II. PROBLEM FORMULATION

We consider nonlinear discrete-time systems of the form

$$x(k+1) = f(x(k), u(k)), \quad (1)$$

where $x(k) \in \mathbb{R}^{n_x}$ represents the system state, $u(k) \in \mathbb{R}^{n_u}$ denotes the control input, and $k \in \mathbb{Z}_{\geq 0}$ is the sampling instant. The discrete-time system is derived from a continuous-time system using a sampling time $T_L \in \mathbb{R}_{>0}$. System (1) is

subject to state and input constraints of the form

$$x(k) \in \mathcal{X}, \quad u(k) \in \mathcal{U}, \quad (2)$$

where $\mathcal{X} := \{x | c_x(x) \leq 0\} \subseteq \mathbb{R}^{n_x}$ and $\mathcal{U} := \{u | c_u(u) \leq 0\} \subseteq \mathbb{R}^{n_u}$.

The considered controller architecture is hierarchical, consisting of a higher-level controller that provides reference trajectories to a lower-level controller, which then applies the inputs to the system, see Fig. 1. The lower-level controller operates with sampling time T_L , while the higher-level controller is sampled with $T_H := N_L \cdot T_L$ with $N_L \in \mathbb{Z}_{\geq 1}$. The primary objective of the higher-level controller is to optimize the system's performance over longer time horizons, whereas the lower-level controller is responsible for compensating for fast disturbances. This hierarchical structure is commonly found in various applications where the overall task of the controller is distributed between the higher and lower levels, see for instance [5].

We first consider a mission-based scenario, where the system operates for a finite duration starting from $k = 0$ and ending at $N_H T_H$ with mission horizon $N_H \in \mathbb{Z}_{\geq 1}$ and the higher-level controller plans for the entire mission. It computes a reference trajectory $r^H \in \mathbb{R}^{n_{Hr}}$, which is subsequently passed to the lower-level controller. The reference is an input to the nonlinear discrete-time model

$$x^H(k_H + 1) = f^H(x^H(k_H), r^H(k_H)), \quad (3)$$

which is utilized by the higher-level controller. Moreover, $x^H(k_H) \in \mathbb{R}^{n_{Hx}}$ is the system state, and $k_H \in \mathbb{Z}_{\geq 0}$ is the sampling index of the higher-level controller. The model can be an under-sampled or a reduced-order version of the original model (2). We specifically assume the existence of a mapping from the state x to the state x^H represented as

$$x^H := g(x). \quad (4)$$

Moreover, the system (3) is subject to the constraints

$$(x^H(k_H), r^H(k_H)) \in \mathcal{Z}^H.$$

At the beginning of the mission, i.e., $k = k_H = 0$, the higher-level controller solves the optimization problem

$$\underset{x_{\cdot|k_H}^H, r_{\cdot|k_H}^H}{\text{minimize}} \quad J^H(x_{\cdot|k_H}^H, r_{\cdot|k_H}^H) \quad (5a)$$

$$\text{subject to} \quad x_{0|k_H}^H = x^H(k_H), \quad (5b)$$

$$x_{N_H|k_H}^H \in \mathcal{X}_f^H, \quad (5c)$$

$$\text{for } m = \{0, \dots, N_H - 1\} :$$

$$x_{m+1|k_H}^H = f^H(x_{m|k_H}^H, r_{m|k_H}^H), \quad (5d)$$

$$(x_{m|k_H}^H, r_{m|k_H}^H) \in \mathcal{Z}^H. \quad (5e)$$

It optimizes the reference sequence $r_{\cdot|k_H}^H$ and state sequence $x_{\cdot|k_H}^H$ over the mission horizon N_H . $x_{m|k_H}^H$ denotes the predicted state for step $m + k_H$ made at time step k_H . Although we assume $k_H := 0$ for the mission-based setup, we make use of this notation which we will exploit in the receding-horizon set-up in Section IV. The cost function to be minimized is represented by $J^H(x_{\cdot|k_H}^H, r_{\cdot|k_H}^H)$, while

$\mathcal{X}_f^H \subseteq \mathbb{R}^{n_{Hx}}$ denotes a target or terminal set. The optimal reference trajectory is denoted as $r_{\cdot|k_H}^{H,*}$. Due to the potential nonlinearity of the dynamics and the possibility of non-convex constraints and cost functions, the overall optimization problem is generally non-convex. This is often the case in various applications, including planning for autonomous driving [12].

The task of the lower-level controller is the execution of the plan by the higher-level controller. It uses the model (1) and receives the reference $r_{\cdot|k_H}^{H,*}$ from the higher-level controller. The reference is held constant between sampling intervals, i.e.,

$$r_{mN_L+l|k_H} := r_{m|k_H}^{H,*}, \forall l \in \{0, \dots, N_L - 1\}, \\ m \in \{0, \dots, N_H - 1\}.$$

Additionally to the constraints (2), the lower-level is subject to reference-dependent constraints of the form

$$c_{\Delta x}(x(k), r_{\cdot|k_H}^{H,*}) \leq 0, \forall k \in \{0, \dots, N_H N_L - 1\}. \quad (6)$$

These constraints may include limitations on the deviation from a reference position in motion control applications, see Section V, or different operational modes for the lower-level controller, as selected by the higher-level, e.g., as discussed in [4] for autonomous navigation. While we focus on reference-dependent state constraints, this framework can also be extended to include reference-dependent input constraints, such as those found in process control [9] or power systems control applications [3].

The goals of the presented design approach are twofold: First, design a higher-level controller and a lower-level controller that ensure safety in terms of constraint satisfaction, despite the use of different models at each level; and second, achieve a modular contract-based design. This design aims to minimize the shared information between the layers, ensuring that the model and optimization problem of the lower-level controller remain undisclosed to the higher-level controller and vice versa. Instead, a contract h_C is exchanged, allowing the higher level to check feasibility of the lower-level controller.

III. CONTRACT-BASED HIERARCHICAL CONTROL

We first introduce the design of the lower-level controller and state the corresponding slack value problem. Subsequently we extend the higher-level controller to assess feasibility of the lower-level controller. Finally, we discuss the usage of the approximation of the slack value function as contract h_C between the controller levels.

A. Lower-level control based on soft-constrained MPC

The lower-level controller is formulated based on a soft-constrained MPC approach. At every time step $k \in \{0, \dots, N_H N_L - 1\}$, it solves the online optimization prob-

lem

$$\underset{x_{\cdot|k}, u_{\cdot|k}, \xi_{\cdot|k}}{\text{minimize}} \quad J_{\text{MPC}}(x_{\cdot|k}, u_{\cdot|k}, r_{\cdot|k_H}^{H,*}) + w_\xi J_\xi(\xi_{\cdot|k}) \quad (7a)$$

$$\text{subject to} \quad x_{0|k} = x(k), \quad (7b)$$

$$\text{for } l \in \{0, \dots, N(k) - 1\} : \quad (7c)$$

$$x_{l+1|k} = f(x_{l|k}, u_{l|k}), \quad (7d)$$

$$c_x(x_{l|k}) \leq \xi_{l|k}^x, \quad (7e)$$

$$c_{\Delta x}(x_{l|k}, r_{\cdot|k_H}^{H,*}) \leq \xi_{l|k}^{\Delta x}, \quad (7f)$$

$$c_u(u_{l|k}) \leq 0, \quad (7g)$$

$$\xi_{l|k} = [\xi_{l|k}^{x,\top}, \xi_{l|k}^{\Delta x,\top}]^\top \geq 0. \quad (7h)$$

The sequences $x_{\cdot|k}$, $u_{\cdot|k}$, and $\xi_{\cdot|k}$ represent the state, input, and slack variables, respectively, over the prediction horizon. The optimization problem has a shrinking horizon with length $N(k) := N_H N_L - k$, as the optimization problem starts at time k and ends at the end of the mission. The constraints (7e) and (7f) are relaxed using slack variables $\xi_{l|k} \geq 0$. The cost function consists of two parts: An MPC cost function and a feasibility cost function. The MPC cost function is given by

$$J_{\text{MPC}}(x_{\cdot|k}, u_{\cdot|k}, r_{\cdot|k_H}^{H,*}) := \sum_{l=0}^{N(k)-1} \ell(x_{l|k}, u_{l|k}, r_{\cdot|k_H}^{H,*})$$

where $\ell(x, u, r)$ denotes the stage cost. The feasibility cost function penalizes the slack variables $\xi_{l|k}$ and is defined as

$$J_\xi(\xi_{\cdot|k}) := \sum_{l=0}^{N(k)-1} \|\xi_{l|k}\|_1,$$

where $\|v\|_1$ denotes the one norm of a vector v .

By appropriately selecting the weight factor $w_\xi \in \mathbb{R}_{\geq 0}$, the optimal input sequence derived from the soft-constrained MPC problem can be made identical to that of the hard-constrained MPC problem for initial states and reference trajectories where the latter is feasible, resulting in $\xi_{l|k}^* = 0$ for all $l \in \{0, \dots, N(k) - 1\}$, see, e.g., [13] for further details. Additionally, the soft-constrained MPC problem remains feasible for states where the hard-constrained MPC problem is infeasible, due to the relaxation of state constraints, leading to $\xi_{l|k}^* > 0$ for some $l \in \{0, \dots, N(k) - 1\}$. Given the state $x(k)$ and the reference $r_{\cdot|k_H}^{H,*}$, the soft-constrained MPC problem (7) is solved online to obtain the optimal input sequence $u_{\cdot|k}^*$ and the corresponding slack variable sequence $\xi_{\cdot|k}^*$. The first input $u_{0|k}^*$ is applied to the system (1).

As detailed in the next section, the soft-constrained formulation allows to identify infeasible state and reference combinations through the optimal slack variables, which serves as a basis for the desired contract h_C .

For further analysis, we introduce the set of input sequences

$$\mathcal{U}_k(x(k), r_{\cdot|k_H}^{H,*}) := \{u_{\cdot|k} | (7b) - (7h) \wedge \xi_{\cdot|k} = 0\},$$

for which the constraints are fulfilled without constraint relaxation at time k .

B. Feasibility-aware higher-level control

To establish the contract, we define the slack value problem

$$\begin{aligned} h^*(x(k), r_{\cdot|k_H}^H) &:= \min_{x_{\cdot|k}, u_{\cdot|k}, \xi_{\cdot|k}} J_\xi(\xi_{\cdot|k}) & (8a) \\ &\text{subject to} & (7b) - (7h). & (8b) \end{aligned}$$

corresponding to (7). The slack value problem checks whether for a given output trajectory $r_{\cdot|k_H}^{H,*}$ and state $x(k)$ there exists an input sequence for the lower-level controller which complies with the constraints (2) and (6) assuming an evolution according to the model (1) over the complete mission horizon, i.e., $N(k) := N_H N_L$. We call $h^*(x(k), r_{\cdot|k_H}^{H,*})$ the slack value function. In case constraints are violated, the slack value function $h^*(x(k), r_{\cdot|k_H}^{H,*})$ is positive. When all constraints can be satisfied, the value function $h^*(x(k), r_{\cdot|k_H}^{H,*}) = 0$. Note that $h^*(x(k), r_{\cdot|k_H}^{H,*}) = 0$ implies that optimization problem (7) is feasible with $\xi_{l|k}^* = 0$ for all $l \in \{0, \dots, N_H N_L\}$.

We leverage the slack value function as a foundation for a contract that enables the higher-level controller to assess the feasibility of trajectories for the lower-level controller. To achieve this, we incorporate the value function into the cost of the higher-level optimization problem (5), resulting in

$$\begin{aligned} \underset{x_{\cdot|k_H}^H, r_{\cdot|k_H}^H}{\text{minimize}} \quad & J^H(x_{\cdot|k_H}^H, r_{\cdot|k_H}^H) + w_h h^*(x(k), r_{\cdot|k_H}^H) & (9a) \\ \text{subject to} \quad & (5b) - (5e). & (9b) \end{aligned}$$

The weighting factor $w_h \in \mathbb{R}_{\geq 0}$ can be used to trade-off the violation of the constraint in the lower-level and the minimization of costs of $J^H(x_{p,\cdot|k}, u_{p,\cdot|k})$.

For further analysis, we introduce the set

$$\mathcal{H} := \left\{ (x(k), r_{\cdot|k_H}^H) \mid h^*(x(k), r_{\cdot|k_H}^H) = 0 \right\},$$

which is the set of states and references for which there exists a solution such that the slack value function is zero. Next, we summarize the main result for the mission-based setup where we state constrain satisfaction of (2) through recursive feasibility of the lower-level controller.

Theorem 1: Consider the higher-level optimization problem (9) at time $k = k_H = 0$. If the optimal solution $r_{\cdot|0}^{H,*}$ is such that $(x(0), r_{\cdot|0}^{H,*}) \in \mathcal{H}$, then there exist feasible input sequences for the lower-level controller with slacks equal to zero for the entire mission.

Proof: From $(x(0), r_{\cdot|0}^{H,*}) \in \mathcal{H}$ follows that there exists an input sequence $u_{\cdot|0}^* \in \mathcal{U}_0(x(0), r_{\cdot|0}^{H,*})$. Input sequences $u_{\cdot|k} \in \mathcal{U}_k(x(k), r_{\cdot|0}^{H,*})$ for $k = 1, \dots, N_H N_L - 1$ can be constructed according to $u_{\cdot|k+1} = \left\{ u_{l|k}^* \right\}_{l=1, \dots, N_H N_L - 1}$ completing the proof. ■

C. Contract design using value function approximation

In the following discussion, we propose using an explicit function approximation, denoted as $h_C(x(k), r_{\cdot|k_H}^{H,*})$,

for the implicit slack value function $h^*(x(k), r_{\cdot|k_H}^{H,*})$, such that $h_C(x(k), r_{\cdot|k_H}^{H,*}) \approx h^*(x(k), r_{\cdot|k_H}^{H,*})$. This approximation, which may take the form of a NN or look-up table (LUT), will serve as the contract between the lower-level and higher-level controllers. The first reason for this approach is that directly incorporating the value function $h^*(x(k), r_{\cdot|k_H}^{H,*})$ in the cost function, renders (9) a nested optimization problem, which is computationally demanding to evaluate in real-time. To enable efficient implementation, the value function can be approximated using an explicit representation like an NN or LUT. Both can be parameterized offline by the lower-level controller through supervised learning, utilizing a dataset of feasible and infeasible trajectories generated by the higher-level controller, along with initial states $x(k)$. For more information on the efficient approximation of soft-constrained MPC functions using NNs and constraint satisfaction in the presence of approximation errors, please refer to [14].

When the higher-level controller is executed online, the function approximation can be employed to evaluate the feasibility of the generated trajectory. In cases where the optimization scheme of the higher-level controller operates on a sampling basis, as, e.g., common in planning in autonomous driving, see [12], due to the non-convex nature of the optimization problem, the feasibility of references for the lower-level controller can be easily assessed through evaluation of the function approximation. If the optimization scheme works in a gradient-based manner, the gradients of the function approximation can be analytically computed. The second reason for utilizing the value function approximation as the contract h_C is that it provides the higher-level controller with an abstract representation of the optimization problem's solution, rather than the complete optimization problem that includes intricate details about costs, models, and constraints. This approach simplifies the integration of lower-level controllers and addresses potential limitations on knowledge exchange regarding models due to intellectual property concerns, all while minimizing the need for detailed understanding of lower-level specifics.

IV. EXTENSION TO RECEDING-HORIZON CONTROL

In this section, we extend our analysis beyond mission-based scenarios to consider a higher-level controller that operates in a receding-horizon fashion allowing for continuous operation of the overall controller architecture.

In this set-up, the higher-level controller problem (9) is solved every time step $k \bmod N_L = 0$, that is, $k = nk_H$ with $n \in \mathbb{Z}_{\geq 0}$ and the terminal set is chosen as a steady state manifold, i.e.,

$$\mathcal{X}_f^H := \left\{ x_s^H \mid x_s^H = f^H(x_s^H, r_s^H), (x_s^H, r_s^H) \in \mathcal{Z}^H \right\}. \quad (10)$$

Moreover, we make the following assumptions on the steady states which ensures that there exists a feasible steady state for the lower-level controller model for feasible steady states of the model for the higher-level controller.

Assumption 1: For any steady state pair (x_s^H, r_s^H) with $x_s^H \in \mathcal{X}_f^H$, there exists a steady state pair (x_s, u_s) such that

$x_s = f(x_s, u_s)$ with $x_s \in \mathcal{X}$, $u_s \in \mathcal{U}$, and $c_{\Delta x}(x_s, r_s^H) \leq 0$ holds.

Furthermore, the slack value problem is adapted to

$$\underset{x_{\cdot|k}, u_{\cdot|k}, \xi_{\cdot|k}}{\text{minimize}} \quad J_\xi(\xi_{\cdot|k}) \quad (11a)$$

$$\text{subject to} \quad (7b) - (7h), \quad (11b)$$

for $m \in \{1, \dots, N_H\}$:

$$\xi_{m|k}^g \leq g(x_{mN_L|k}) - x_{m|k}^H \leq \xi_{m|k}^g, \quad (11c)$$

where compared to (8) constraints (11c) are added to ensure consistency between higher and lower-level controller at the sampling times of the higher-level controller. $\xi_{m|k}^g$ serves as a slack variable for these constraints and is included in the slack sequence $\xi_{\cdot|k}$. The slack value problem is again solved over the complete horizon, i.e., with $N := N_H N_L$. From a computational perspective, this is not an issue, as the problem is approximated offline and online the efficient explicit function approximation is evaluated.

The lower-level controller works with a cyclic horizon $N(k) := N_L - k \bmod N_L$ which is generally shorter than in the mission-based case. It is evaluated every sampling instant k and solves the optimization problem

$$\underset{x_{\cdot|k}, u_{\cdot|k}, \xi_{\cdot|k}}{\text{minimize}} \quad J_{\text{MPC}}(x_{\cdot|k}, u_{\cdot|k}, r_{\cdot|k}^H) + w_\xi J_\xi(\xi_{\cdot|k}) \quad (12a)$$

$$\text{subject to} \quad (7b) - (7h), \quad (12b)$$

$$\xi_k^g \leq g(x_{N(k),k}) - x_{1,k}^H \leq \xi_k^g, \quad (12c)$$

where compared to (7) constraint (12c) is added to ensure consistency between higher and lower-level controller at the next sampling time of the higher-level controller. ξ_k^g serves as a slack variable for this constraint and is included in the slack sequence $\xi_{\cdot|k}$.

This setting implies constraint satisfaction of (2) for all times through recursive feasibility of the lower- and higher-level controller in a receding-horizon implementation.

Theorem 2: Consider the higher-level optimization problem (9) with terminal constraint (10) at time $k = k_H N_L$ with $k_H \in \mathbb{Z}_{\geq 0}$. If the optimal solution $(x(k), r_{\cdot|k}^{H,*}) \in \mathcal{H}$, then there exists a solution for the lower-level controller with slack variables equal to zero for all $k = k_H N_L, \dots, (k_H + 1)N_L - 1$. Moreover, there exists a feasible solution for the higher-level controller at time $k_H + 1$.

Proof: The first statement of the theorem directly follows from Theorem 1.

Next, we consider the second statement. First, we consider feasibility of (9) at time $k_H + 1$. From the first part of the proof follows that $u_{\cdot|(k_H+1)N_L-1} \in \mathcal{U}_{(k_H+1)N_L-1}$. Together with constraint (12c) and $\xi_{(k_H+1)N_L-1}^g = 0$, it follows that $x^H(k_H + 1) = x_{1|k_H}^H$. Considering the terminal constraint design (10) and following standard MPC arguments, the shifted sequence $r_{\cdot|k_H+1}^H := \{r_{1|k_H}^{H,*}, \dots, r_{N_H|k_H}^{H,*}, r_s^H\}$ satisfies (5b) - (5e).

Next, feasibility of the slack value problem (11) is checked. Again following standard MPC arguments, the candidate solution $u_{\cdot|(k_H+1)N_L} :=$

$\{u_{k_H N_L|k_H N_L}, \dots, \underbrace{u_s^*, \dots, u_s^*}_{N_L \text{ steps}}\}$, satisfies the constraints

(11b)-(11c) with $\xi_{l|(k_H+1)N_L} = 0$ for $l = 0, \dots, N$ and $\xi_{k_H|(k_H+1)N_L}^g = 0$ for $m = 1, \dots, N_H$ due to (11c) at time $k = k_H N_L$ and Assumption 1. This implies that $(x(k + N_L), r_{\cdot|k_H+1}^H) \in \mathcal{H}$ which completes the proof. ■

V. APPLICATION TO AUTONOMOUS DRIVING

We illustrate our proposed approach within the context of contract-based planning and motion control for autonomous driving in a mission-based obstacle avoidance scenario. To capture the vehicle dynamics, we employ a nonlinear single-track model of the form

$$\begin{aligned} \dot{p}_x &= v \cos \psi, \\ \dot{p}_y &= v \sin \psi, \\ \dot{\psi} &= \dot{\psi}, \\ \dot{v} &= a, \\ \ddot{\psi} &= \frac{1}{I_z} [F_{f_y}(v, \beta, \dot{\psi}, \delta) \cos(\delta) l_f - F_{r_y}(v, \beta, \dot{\psi}, \delta) l_r], \\ \dot{\beta} &= \frac{1}{mv} [F_{f_y}(v, \beta, \dot{\psi}, \delta) \cos(\beta - \delta) \\ &\quad + F_{r_y}(v, \beta, \dot{\psi}, \delta) \cos(\beta)] - \dot{\psi}, \end{aligned} \quad (13)$$

where p_x is the position along the horizontal axis, p_y is the position along the vertical axis, ψ is the orientation angle, v is the velocity, β is the side slip angle. The inputs are the steering angle δ and the acceleration a , i.e., $u = [\delta, a]^\top$. $F_{f_y}(v, \beta, \dot{\psi}, \delta)$ is the lateral force on the front tires, $F_{r_y}(v, \beta, \dot{\psi}, \delta)$ is the lateral force on the rear tires. Both are nonlinear functions of the state. I_z is the moment of inertia about the vertical axis, l_f is the distance to the front axle, l_r is the distance to the rear axle, and m is the mass of the vehicle. For additional details on the model and its parameters, please refer to [15]. The discrete-time model is derived using the Runge-Kutta 4th-order (RK4) method with sampling time $T_L = 50$ ms.

The planner operates under the assumption of constant orientation and speed. It utilizes the simplified model

$$\begin{aligned} \dot{p}_x &= v \cos \psi, \\ \dot{p}_y &= v \sin \psi, \end{aligned} \quad (14)$$

with state $x^H = [p_x, p_y]^\top$ and input $r^H = [\psi, v]^\top$. Note that the states in the model are also part of the state of model (13) and hence the mapping (4) is given as $g(x) := T^H x$ where T^H is an appropriate selection matrix. The discrete-time model is again obtained through the RK4 method, with sampling time T_L and concatenated over $N_L = 50$ steps to yield a higher-level model with a sampling time T_H . The prediction horizon is set to $N_H = 1$, and the planner incorporates non-convex constraints for obstacle avoidance. The planner's cost function is

$$\begin{aligned} &J^H(x_{\cdot|k_H}^H, r_{\cdot|k_H}^H) \\ &:= \sum_{m=0}^{N_H} \|x_{m|k_H}^H - x^{\text{target}}\|_{Q^H}^2 + (v_{m|k_H}^H - v^{\text{target}})^2, \end{aligned}$$

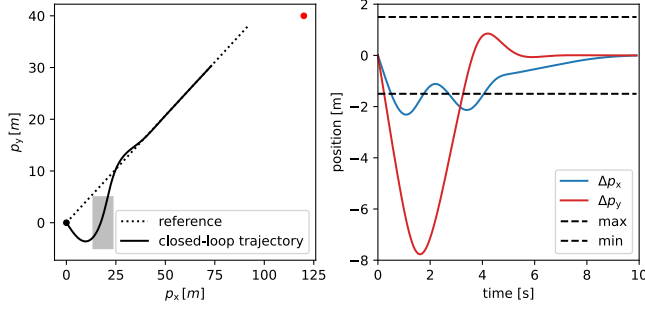


Fig. 2. The left figure shows the considered scenario with obstacle as gray box, black dot as initial, and red dot as target position. For the proposed reference by the higher-level controller $h^*(x(k), r_{\cdot|k_H}^H) > 0$. The simulation of the closed-loop shows that this plan leads to violation of the constraints (15). The right figure shows the deviation of the state to the reference.

where $\|v\|_M := v^T M v$, Q^H is a weight matrix, x^{target} is a desired target position, and v^{target} is the target speed. The optimization problem outlined in (9) is solved using sampling-based methods. To assess the slack value function, we utilize an LUT that is parameterized with samples of the state $x(k)$ and reference $r_{\cdot|k_H}$ and the value function $h^*(x(k), r_{\cdot|k_H})$ prior to evaluation.

For the lower-level controller, we use the nonlinear single-track model (13). We consider box constraints on the velocity $\underline{v} \leq v \leq \bar{v}$ and well on the inputs $\underline{\delta} \leq \delta \leq \bar{\delta}$ and $\underline{a} \leq a \leq \bar{a}$. The constraints (6) are derived from the constant speed and yaw angle, utilizing planner model (14) discretized with T_L to forward propagate to obtain $p_{x,l|k_H}^{\text{ref}}$ and $p_{y,l|k_H}^{\text{ref}}$ with which we build

$$|p_{x,l|k} - p_{x,l|k_H}^{\text{ref}}| \leq d_{\max}, |p_{y,l|k} - p_{y,l|k_H}^{\text{ref}}| \leq d_{\max}, \quad (15)$$

for $k_H = 0$, $k = 0, \dots, N_L$, $l = 0, \dots, N_H N_L - k$.

We further use $p_{x,l|k_H}^{\text{ref}}$ and $p_{y,l|k_H}^{\text{ref}}$ in the stage cost which is selected as $\ell(x_{\cdot|k}, u_{\cdot|k}, r_{\cdot|k_H}^H) := \|x_{l|k} - x_{l|k_H}^{\text{ref}}\|_Q^2 + \|u_{l|k}\|_R^2$ with state reference $x_{l|k_H}^{\text{ref}} := [p_{x,l|k_H}^{\text{ref}}, p_{y,l|k_H}^{\text{ref}}, \psi_{l|k_H}^{\text{ref}}, 0, 0, 0]^T$ and weight matrices Q and R .

We analyze a scenario centered on obstacle avoidance, as illustrated in Figures 2 and 3, which showcase two representative samples from the sampling-based planner. The first sample presents a reference trajectory that is infeasible for the lower-level controller to follow within the specified constraints, as indicated by a positive value function. In contrast, the second figure illustrates a feasible reference trajectory where $h^*(x(k), r_{\cdot|k_H}^H) = 0$. The shown closed-loop simulations validate the correctness of the value function approximation. Selecting the feasible trajectory, the system is safely navigated around the obstacle.

VI. CONCLUSION

In this paper, we have introduced a contract-based hierarchical control strategy designed to address the challenges of modularization and safety. By establishing a contract in the form of an approximate slack value function, we enable the higher-level controller to efficiently evaluate the feasibility of

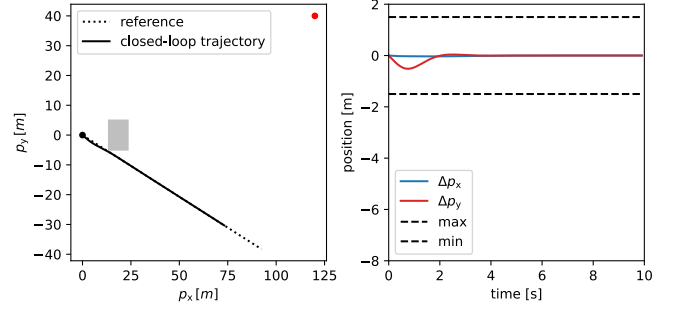


Fig. 3. The left figure shows the considered scenario with obstacle as gray box, black dot as initial, and red dot as target position. For the proposed reference by the higher-level controller $h^*(x(k), r_{\cdot|k_H}^H) = 0$. The simulation of the closed-loop shows that this plan does not lead to violation of the constraints (15). The right figure shows the deviation of the state to the reference.

reference trajectories without requiring detailed knowledge of the lower-level controller's model, constraints, or cost functions. Our method is validated through a case study involving a hierarchical control set-up consisting of a planner and a motion controller for autonomous driving.

REFERENCES

- [1] T. Backx, O. Bosgra, and W. Marquardt, "Integration of model predictive control and optimization of processes: Enabling technology for market driven process operation," *IFAC Proceedings Volumes*, vol. 33, no. 10, pp. 249–260, 2000.
- [2] C. Ocampo-Martinez, D. Barcelli, V. Puig, and A. Bemporad, "Hierarchical and decentralised model predictive control of drinking water networks: Application to barcelona case study," *IET control theory & applications*, vol. 6, no. 1, pp. 62–71, 2012.
- [3] F. Berkel, D. Görges, and S. Liu, "Load-frequency control, economic dispatch and unit commitment in smart microgrids based on hierarchical model predictive control," in *52nd IEEE Conference on Decision and Control*, 2013, pp. 2326–2333.
- [4] M. Kögel, M. Ibrahim, C. Kallies, and R. Findeisen, "Safe hierarchical model predictive control and planning for autonomous systems," *International Journal of Robust and Nonlinear Control*, 2023.
- [5] R. Scattolini, "Architectures for distributed and hierarchical model predictive control—a review," *Journal of process control*, vol. 19, no. 5, pp. 723–731, 2009.
- [6] D. Barcelliy, A. Bemporadz, and G. Ripaccioliy, "Hierarchical multi-rate control design for constrained linear systems," in *49th IEEE Conference on Decision and Control (CDC)*. IEEE, 2010, pp. 5216–5221.
- [7] T. Bätghe, M. Kögel, S. Di Cairano, and R. Findeisen, "Contract-based predictive control for modularity in hierarchical systems," *IFAC-PapersOnLine*, vol. 51, no. 20, pp. 499–504, 2018.
- [8] R. Scattolini and P. Colaneri, "Hierarchical model predictive control," in *2007 46th IEEE conference on decision and control*. IEEE, 2007, pp. 4803–4808.
- [9] B. Picasso, D. De Vito, R. Scattolini, and P. Colaneri, "An MPC approach to the design of two-layer hierarchical control systems," *Automatica*, vol. 46, no. 5, pp. 823–831, 2010.
- [10] J. Koeln and A. Alleyne, "Two-level hierarchical mission-based model predictive control," in *2018 Annual American Control Conference (ACC)*, 2018, pp. 2332–2337.
- [11] J. Koeln, V. Raghuraman, and B. Hency, "Vertical hierarchical MPC for constrained linear systems," *Automatica*, vol. 113, p. 108817, 2020.
- [12] B. Paden, M. Čáp, S. Z. Yong, D. Yershov, and E. Frazzoli, "A survey of motion planning and control techniques for self-driving urban vehicles," *IEEE Transactions on intelligent vehicles*, vol. 1, no. 1, pp. 33–55, 2016.

- [13] E. C. Kerrigan and J. M. Maciejowski, "Soft constraints and exact penalty functions in model predictive control," in *Proceedings of United Kingdom Automatic Control Council (UKACC)*, 2000, pp. 2319–2327.
- [14] N. Chatzikiriakos, K. P. Wabersich, F. Berkel, P. Pauli, and A. Iannelli, "Learning soft constrained MPC value functions: Efficient MPC design and implementation providing stability and safety guarantees," in *6th Annual Learning for Dynamics & Control Conference*. PMLR, 2024, pp. 387–398.
- [15] M. Althoff, M. Koschi, and S. Manzi, "Commonroad: Composable benchmarks for motion planning on roads," in *Proc. of the IEEE Intelligent Vehicles Symposium*, 2017.