

Scalable Efficient Inference in Complex Surveys through Targeted Resampling of Weights

Snigdha Das¹, Dipankar Bandyopadhyay², Debdeep Pati³

¹*Department of Statistics, Texas A&M University*

²*Department of Biostatistics, Virginia Commonwealth University*

³*Department of Statistics, University of Wisconsin–Madison*

Abstract

Survey data often arises from complex sampling designs, such as stratified or multistage sampling, with unequal inclusion probabilities. When sampling is informative, traditional inference methods yield biased estimators and poor coverage. Classical pseudo-likelihood based methods provide accurate asymptotic inference but lack finite-sample uncertainty quantification and the ability to integrate prior information. Existing Bayesian approaches, like the Bayesian pseudo-posterior estimator and weighted Bayesian bootstrap, have limitations; the former struggles with uncertainty quantification, while the latter is computationally intensive and sensitive to bootstrap replicates. To address these challenges, we propose the Survey-adjusted Weighted Likelihood Bootstrap (S-WLB), which resamples weights from a carefully chosen distribution centered around the underlying sampling weights. S-WLB is computationally efficient, theoretically consistent, and delivers finite-sample uncertainty intervals which are proven to be asymptotically valid. We demonstrate its performance through simulations and applications to nationally representative survey datasets like NHANES and NSDUH.

Keywords: informative sampling; survey weights; uncertainty quantification; weighted likelihood bootstrap.

1 Introduction

Survey data is ubiquitous in public health, economics and social sciences, with prominent examples of nationally-representative large survey databases being the National Health and Nutrition Examination Survey (NHANES; [Naavaal et al., 2022](#)), the National Survey on Drug Use and Health (NSDUH; [Back et al., 2010](#)), among others. The advent of large-scale complex surveys emphasizes the need for efficient inference, both statistically and computationally. Unlike simple random sampling which gives every unit in the population an equal chance of being selected, survey designs employ complex schemes such as stratification, clustering and multistage sampling that result in unequal sample selection probabilities. It is customary to envision the generative model of survey data as the result of two random processes – *the superpopulation model*, which generates values in the finite population, and *the sample selection mechanism*, which selects a sample from these finite population values. When the inclusion probabilities are correlated

with the variable of interest, the sampling mechanism becomes informative. Ignoring this non-representativeness and applying classical inference, which assumes the data are independent and identically distributed (i.i.d.), can lead to biased estimation and invalid inference.

All methods of survey analyses involve the use of sampling weights, which reflect unequal inclusion probabilities and can be thought of as the number of units in the population that each sampled unit represents. These weights compensate for the non-representativeness of the sample in model-based analyses (Pfeffermann, 1996; Gelman, 2007). Early approaches to survey data analysis focused on weighted estimators, in the spirit of Horvitz and Thompson (1952) and Hájek (1971). Nonparametric modeling of survey data has since evolved to include methods such as penalized splines (Zheng and Little, 2003, 2005; Chen et al., 2010), empirical likelihood (Dong et al., 2014; Rao and Wu, 2010), Dirichlet process mixtures (Kunihama et al., 2016), and multilevel regression with post-stratification (Si et al., 2015, 2020; Si and Zhou, 2020). The most popular framework for parametric model estimation is the frequentist pseudo maximum likelihood approach (Pfeffermann et al., 1998; Chambers and Skinner, 2003), which maximizes a likelihood function raised to the power of each sample’s weight. The powered likelihood was later adopted in the Bayesian domain and combined with a prior on the parameter that gave rise to the Bayesian pseudo posterior distribution (Savitsky and Toth, 2016; Savitsky and Srivastava, 2018; León-Novelo and Savitsky, 2019; Williams and Savitsky, 2018, 2020, 2021). A parallel line of research on survey analyses involves a Bayesian weighted estimator obtained by resampling the data using weighted finite population Bayesian bootstrap that corrects for the sampling bias (Gunawan et al., 2020).

Nonparametric approaches are typically designed for inference about design-based summary statistics, such as the population total or mean, rather than for parameters that directly characterize the finite population. In contrast, model-based inference aims to estimate population parameters where the pseudo maximum likelihood estimator (PMLE) is known to achieve optimal asymptotic coverage. However, it relies on plug-in variance estimators, which can become cumbersome to compute in complex models. Furthermore, it is often necessary to provide finite-sample uncertainty quantification, along with the ability to seamlessly integrate prior information on the parameter of interest or use priors simply to penalize high-dimensional nuisance parameters. While the Bayesian pseudo posterior estimator offers consistency, it does not provide correct uncertainty quantification. An intuitive explanation for this issue is that the sampling weight of a particular unit i is meant to represent other population units that are *similar* to unit i . However, when the likelihood of a unit is raised to the power of its weight, the interpretation becomes problematic as it suggests the presence of exact copies of that unit in the population, with the number of copies equal to its weight. Thus, the powered likelihood misrepresents the true probability model of the population. Although the sandwich variance of the PMLE ensures correct coverage, the Bayesian pseudo posterior fails to accurately reflect the uncertainty or variability in the population, since parametric Bayes relies on a correctly specified

likelihood. To address this, [León-Novelo and Savitsky \(2019\)](#) proposed likelihood adjustments that involve two separate Markov Chain Monte Carlo (MCMC) samplers and a computationally intensive numerical integration at each step. [Williams and Savitsky \(2021\)](#) suggested an ad hoc post-processing step that relies on both plug-in estimates and MCMC samples. The method produces asymptotic intervals and involves re-using the data for post-processing, which does not align with a proper empirical Bayes framework. [Gunawan et al. \(2020\)](#) proposed an estimator based on weighted Bayesian bootstrap (WBB) that provides valid empirical coverage but lacks theoretical convergence guarantees. Additionally, in large scale complex surveys, the appropriate choice of the number of bootstrap samples (B) remains unclear. The method suffers from significant computational challenges as the algorithm requires reconstructing the finite population in each bootstrap replicate, making it difficult to implement efficiently, even in parallel, when B is large.

In this paper, we propose a *Survey-adjusted Weighted Likelihood Bootstrap* (S-WLB) algorithm, inspired by the *weighted likelihood bootstrap* (WLB; [Newton and Raftery, 1994](#)) for i.i.d. data. Our method serves as a computationally efficient alternative that accurately incorporates the sampling design without requiring complex analytic approximations or extensive post-processing. Rather than resampling the data, the key idea is to resample random weights that are centered around the given sampling weights, and maximize a weighted likelihood function raised to the power of the generated weights. The distribution of the random weights is carefully chosen to simultaneously mitigate sampling bias and ensure that the estimator’s asymptotic variance aligns with that of the PMLE. Consequently, the uncertainty intervals obtained by our method attain the nominal coverage level asymptotically. While not a Bayesian method, S-WLB shares its key advantages, such as the ability to incorporate prior information ([Pompe, 2021](#)), which makes the resulting finite-sample intervals more realistic and informative without compromising their asymptotic validity. In many complex models, computing a point estimator is often straightforward, even when probabilistic inference is infeasible. S-WLB requires only that the stationary point of the likelihood function forms a consistent sequence of estimators. The method is simple to implement, relying solely on an optimization procedure for repeated point estimation, and its inherent parallelizability provides a significant advantage over MCMC sampling, particularly for large datasets. This approach can potentially be useful for large scale survey databases under a complex modeling framework, where, none of the current approaches combine the same benefits as ours in terms of simultaneously achieving statistical and computational efficiency.

The paper is organized as follows. Section 2 describes the framework of survey data analysis and provides an overview of existing approaches in model-based inference. After a brief review of the WLB algorithm in Section 3, Section 4 outlines our proposed method and establishes its theoretical guarantees. While Section 5 assesses the finite-sample performance of our method in simulation studies, Section 6 applies it to the NHANES and the NSDUH complex surveys.

2 Background and Methods of Inference in Survey Data

2.1 Framework

Consider a random variable X whose population can be described by the density function f_θ , θ being an unknown vector of finite dimensional parameters ($\theta \in \Theta \subset \mathbb{R}^K$, $K \geq 1$). Our objective is to estimate θ . We are supplied with a non-representative sample $\mathbf{X}_n = (X_1, X_2, \dots, X_n)$, along with sampling weights w_i for each unit $i = 1, 2, \dots, n$. However, the specifics of the survey design and the exact procedure used to compute these weights are unavailable. The sampling weights are assumed to be constructed such that each weight w_i is inversely proportional to the probability π_i of selecting the observation X_i under the survey design. This means that observations with lower selection probabilities relative to a simple random sampling design are assigned larger weights to account for their under-representation, while those with higher selection probabilities receive smaller weights. Each weight w_i can be viewed as the number of units in the population represented by the sampled unit i . This re-weighting is intended to adjust for the non-representative nature of the sample, enabling the estimation of population characteristics by correcting for the sampling bias. Let $\tilde{w}_{n,i} = nw_i / \sum_{j=1}^n w_j$ denote the scaled weights, such that $\sum_{i=1}^n \tilde{w}_{n,i} = n$.

2.2 Overview of Existing Approaches in Model-based Inference

Sampling weights have been routinely used in the literature to account for the sampling bias when performing estimation and inference about population parameters in complex survey data. One of the earliest approaches dates back to the weighted estimators of the population mean proposed by Horvitz and Thompson (1952) and Hájek (1971), given by $\hat{Y}_{\text{HT}} = N^{-1} \sum_{i \in S} \pi_i^{-1} y_i$ and $\hat{Y}_{\text{Hajek}} = \sum_{i \in S} \pi_i^{-1} y_i / \sum_{i \in S} \pi_i^{-1}$, where y_i denotes the variable of interest, π_i represents the inclusion probability of unit i , N is the population size and S is the set of sampled units. The most widely used framework for incorporating sampling weights in parametric model estimation is the pseudo maximum likelihood approach (Pfeffermann et al., 1998; Chambers and Skinner, 2003). Under the parametric framework discussed in Section 2.1, the usual likelihood is replaced by a powered likelihood $L_{w,n}$, where the likelihood of each observation in the sample $f_\theta(X_i)$ is raised to the power of its scaled sampling weight $\tilde{w}_{n,i}$,

$$L_{w,n}(\theta) = \prod_{i=1}^n [f_\theta(X_i)]^{\tilde{w}_{n,i}}. \quad (2.1)$$

The exponent $\tilde{w}_{n,i}$ adjusts for sampling informativeness by assigning relative importance to the likelihood contribution of unit i to approximate the population likelihood. Weights are scaled by the sample size n , which asymptotically represents the information contained in the observed sample. The pseudo maximum likelihood estimator (PMLE) $\hat{\theta}_n$ is obtained by solving the powered likelihood equation, $\frac{\partial}{\partial \theta} \log L_{w,n}(\theta) = 0$. Under certain regularity conditions (White,

1982),

$$\sqrt{n}(\hat{\theta}_n - \theta_0) \xrightarrow{d} \mathcal{N}_K(0, J(\theta_0)^{-1} I_w(\theta_0) J(\theta_0)^{-1}), \quad (2.2)$$

where θ_0 is the true parameter, and $J(\theta_0)$ and $I_w(\theta_0)$ are consistently estimated by

$$\begin{aligned} J_{w,n}(\hat{\theta}_n) &= -\frac{1}{n} \sum_{i=1}^n \tilde{w}_{n,i} \frac{\partial^2 \log f_{\theta}(X_i)}{\partial \theta \partial \theta^\top} \Big|_{\theta=\hat{\theta}_n}, \\ I_{w,n}(\hat{\theta}_n) &= \frac{1}{n} \sum_{i=1}^n \tilde{w}_{n,i}^2 \left(\frac{\partial}{\partial \theta} \log f_{\theta}(X_i) \right) \left(\frac{\partial}{\partial \theta} \log f_{\theta}(X_i) \right)^\top \Big|_{\theta=\hat{\theta}_n}. \end{aligned}$$

For conducting inference about θ , the standard errors are obtained from the observed sandwich covariance estimator $n^{-1} J_{w,n}(\hat{\theta}_n)^{-1} I_{w,n}(\hat{\theta}_n) J_{w,n}(\hat{\theta}_n)^{-1}$. Thus, under a well-specified data generating model *i.e.* if the true population density is f_{θ_0} for some true value θ_0 of θ , the sandwich covariance estimator of the PMLE enables it to achieve optimal coverage of its confidence intervals, even when based on a pseudo powered likelihood.

A diverse array of Bayesian methods has also been developed over the years for performing inference in complex survey data. For instance, [Zheng and Little \(2003, 2005\)](#); [Chen et al. \(2010\)](#) employ penalized splines, [Dong et al. \(2014\)](#) propose an empirical likelihood, [Kunihama et al. \(2016\)](#) construct a nonparametric mixture likelihood using Dirichlet processes, and [Rao and Wu \(2010\)](#) introduce a sampling-weighted (pseudo) empirical likelihood, to incorporate the sampling weights for design-based inference of summary statistics, rather than estimation of population model parameters. A parallel line of research focuses on multilevel regression and post-stratification to integrate weighting and prediction in survey data by calibrating to the population distribution of auxiliary variables ([Si et al., 2015, 2020](#); [Si and Zhou, 2020](#)).

[Savitsky and Toth \(2016\)](#) proposed another prominent approach by constructing a Bayesian pseudo posterior, which is proportional to the product of the pseudo likelihood $L_{w,n}(\theta)$ defined in (2.1) and a prior distribution $p(\theta)$ on θ ,

$$p(\theta \mid \mathbf{X}_n, \mathbf{w}_n) \propto p(\theta) \prod_{i=1}^n [f_{\theta}(X_i)]^{\tilde{w}_{n,i}},$$

which provides for flexible modeling of a very wide class of population generating models. The proposed method enables consistent estimation under informative sampling from a well-specified population density. [Savitsky and Srivastava \(2018\)](#) extended this with a divide-and-conquer technique for scalability, while [Williams and Savitsky \(2018, 2020\)](#) incorporated higher-order dependencies among population units. Although this approach is consistent, the pseudo posterior converges to a normal distribution with a covariance matrix differing from that of the PMLE. Specifically, $\sqrt{n}(\theta - \hat{\theta}_n)$ converges to $\mathcal{N}_K(0, J(\theta_0)^{-1})$ as $n \rightarrow \infty$, along almost every sequences of sampled data path X_1, X_2, \dots and sampling weights w_1, w_2, \dots , leading to credible intervals that lack optimal frequentist coverage.

Several adjustments to the pseudo posterior framework have been proposed in the literature to improve coverage accuracy. [León-Novelo and Savitsky \(2019\)](#) addressed the issue by specifying a conditional population model $p(\pi_i \mid X_i)$ for the inclusion probabilities π_i of the population units, adjusting the likelihood multiplicatively to achieve asymptotically unbiased estimation. This approach is shown to yield credible intervals with correct coverages under a simple, single-stage, proportional-to-size sampling design. However, the likelihood adjustment is computationally intensive, requiring a separate MCMC sampler and numerical integration at each MCMC step, which limits the applicability of this method. [Williams and Savitsky \(2021\)](#) proposed an ad hoc post-processing adjustment to MCMC samples from the pseudo posterior distribution to achieve approximate nominal coverage. The method relies on re-using the data for plug-in estimates post MCMC sampling, and does not align with a proper empirical Bayes framework. [Gunawan et al. \(2020\)](#) tackled this problem by generating pseudo-representative samples through the weighted finite population Bayesian bootstrap (WBB; [Cohen, 1997](#); [Dong et al., 2014](#)), which uses survey weights to correct for sampling bias. Inference on θ is then conducted via MCMC by treating each regenerated sample as the observed data. While the resulting estimator achieves good empirical coverage, it lacks theoretical convergence guarantees. Additionally, the required number of bootstrap samples for valid inference is unclear. The method is computationally demanding and practically infeasible for large survey datasets, as it requires reconstructing a potentially large finite population for each bootstrap replicate, and may lead to poor mixing of the Markov chain.

2.3 Motivation for an Efficient Method with Optimal Coverage

Building on the gaps identified in [Section 2.2](#), we aim to construct a straightforward, computationally efficient algorithm for model-based inference that adjusts for unequal selection probabilities under informative sampling. While the frequentist PMLE achieves the desired coverage under a given parametric model, it relies on plug-in variance estimators and lacks finite-sample uncertainty quantification. Bayesian approaches, often relying on computationally intensive MCMC sampling, do not directly (without approximations or post-processing) achieve the asymptotic sandwich covariance of the PMLE, necessary for optimal coverage of credible intervals. In this context, the weighted likelihood bootstrap (WLB; [Newton and Raftery, 1994](#)), an effective algorithm for i.i.d. data, offers a useful framework. Known for achieving the asymptotic variance of the maximum likelihood estimator (MLE), the WLB is simple to implement, requiring only an algorithm for repeated point estimation. It generates independent samples, is easily parallelizable and free of tuning parameters, providing a computational edge over MCMC in large datasets. Instead of adapting Bayesian pseudo posterior methods for efficiency, scalability, and optimal coverage, we develop a WLB-inspired algorithm for survey data under informative sampling. Our aim is to focus on simplicity, scalability, and offer theoretical guarantees for consistent estimation and accurate coverage. The next section introduces the WLB

algorithm before presenting our proposed method.

3 Revisiting the Weighted Likelihood Bootstrap

We begin with a brief outline of the WLB algorithm, which provides a method for approximately sampling from the posterior distribution of a well-specified parametric model under the assumption of i.i.d. data. Let X_1, X_2, \dots, X_n be i.i.d. random variables, where each X_i has a probability density f_θ indexed by a finite dimensional parameter vector $\theta \in \Theta \subset \mathbb{R}^K, K \geq 1$. The weighted likelihood function depends on the data $\mathbf{X}_n = (X_1, X_2, \dots, X_n)$ and an independent vector of weights $\mathbf{g}_n = (g_{n,1}, g_{n,2}, \dots, g_{n,n})$, and is given by

$$\tilde{L}_n(\theta) = \prod_{i=1}^n [f_\theta(X_i)]^{g_{n,i}}. \quad (3.1)$$

The weighted likelihood \tilde{L}_n incorporates randomness through weights \mathbf{g}_n drawn from a uniform Dirichlet distribution scaled by the sample size n . These weights adjust the influence of each observation, creating a perturbed likelihood for inference. In the WLB algorithm, a sample from the parameter space is obtained by maximizing \tilde{L}_n with these random weights. Let $\tilde{\theta}_n$ denote a maximizer of \tilde{L}_n i.e. $\tilde{\theta}_n$ satisfies $\tilde{L}_n(\tilde{\theta}_n) \geq \tilde{L}_n(\theta)$ for all $\theta \in \Theta$. The conditional distribution of $\tilde{\theta}_n$ given the data \mathbf{X}_n serves as a good approximation to the posterior distribution of θ . Although exact calculation of this distribution is challenging, it is easily simulated by repeatedly sampling weights and maximizing \tilde{L}_n , as outlined in Algorithm 1.

Algorithm 1: The Weighted Likelihood Bootstrap

Input: Observed i.i.d. sample $\mathbf{X}_n = (X_1, X_2, \dots, X_n)$.

For $j = 1, 2, \dots, B$:

1. Draw random weights $\mathbf{g}_n^{(j)}$ with $n^{-1}(g_{n,1}^{(j)}, g_{n,2}^{(j)}, \dots, g_{n,n}^{(j)}) \sim \text{Dir}(1, 1, \dots, 1)$.
2. Compute $\theta^{(j)} = \arg \max_{\theta \in \Theta} \sum_{i=1}^n g_{n,i}^{(j)} \log f_\theta(X_i)$.

Output: $\{\theta^{(1)}, \theta^{(2)}, \dots, \theta^{(B)}\}$.

Newton (1991) showed that under a well specified parametric model, the WLB is asymptotically first-order equivalent to a Bayesian posterior. Specifically, the probability distributions of $\sqrt{n}(\tilde{\theta}_n - \hat{\theta}_n)$ and $\sqrt{n}(\theta - \hat{\theta}_n)$ converge to the same limit, $\mathcal{N}_K(0, I(\theta_0)^{-1})$ as $n \rightarrow \infty$, along almost every sample path X_1, X_2, \dots . Here, $\hat{\theta}_n$, $\tilde{\theta}_n$ and θ denote the MLE, a WLB-sample, and the parameter under a Bayesian posterior, respectively, and $I(\theta_0)$ denotes the Fisher information matrix at the true parameter θ_0 . This Monte Carlo method is particularly straightforward to apply in any model where maximum likelihood estimation is feasible. No knowledge of the Fisher information or any plug-in estimator is required. The WLB avoids issues of slow mixing associated with MCMC as it generates independent samples and does not require tuning parameters. Moreover, it is easily parallelizable over $j = 1, 2, \dots, B$. A key observation is that

scaled random weights drawn from a uniform Dirichlet distribution allocate weights among the i.i.d. data in a way that no single observation is overly emphasized. This randomness in weights effectively captures the variability of the MLE under a well-specified model.

4 Survey adjusted Weighted Likelihood Bootstrap

4.1 The Method

Motivated by the simplicity and wide applicability of the WLB in the context of i.i.d. data, we focus on developing an algorithm inspired by the WLB that adjust for non-representativeness in survey samples by incorporating sampling weights. The algorithm embeds the sampling weights $\mathbf{w}_n = (w_1, w_2, \dots, w_n)$ into a carefully chosen distribution of the randomly generated weights \mathbf{g}_n that simultaneously corrects for sampling bias and captures the variability of the PMLE under a well-specified population density f_{θ_0} . This modification retains the computational efficiency and practical simplicity of the WLB, making it well-suited for large, complex survey datasets.

As a first attempt, a natural modification is to repeatedly generate random weights \mathbf{g}_n from a Dirichlet distribution with parameters $(\tilde{w}_{n,1}, \tilde{w}_{n,2}, \dots, \tilde{w}_{n,n})$, and obtain bootstrap samples by maximizing the weighted likelihood (3.1). This ensures that each observation X_i has a weight centered around its sampling weight w_i . While this adjustment corrects for the sampling bias and yields a consistent estimator, it fails to achieve the asymptotic variance of the PMLE, resulting in suboptimal coverage. To achieve the correct asymptotic variance, we found that the un-normalized weights for each observation must have a mean equal to its scaled weight and a variance equal to the squared scaled weight. Specifically, if we let $\mathbf{Y}_n = (Y_{n,1}, Y_{n,2}, \dots, Y_{n,n})$ and define $g_{n,i} = Y_{n,i} / \sum_{j=1}^n Y_{n,j}$, then we require $\mathbb{E}(Y_{n,i}) = \tilde{w}_{n,i}$ and $\text{Var}(Y_{n,i}) = \tilde{w}_{n,i}^2$ for our resulting estimator to match the asymptotic variance of the PMLE. While weights \mathbf{g}_n generated from a Dirichlet $(\tilde{w}_{n,1}, \tilde{w}_{n,2}, \dots, \tilde{w}_{n,n})$ distribution meet the mean requirement, they do not satisfy the variance condition. A default choice that addresses both conditions is to generate the un-normalized weights $Y_{n,i}$ independently from a Gamma distribution with shape and scale parameters of 1 and $\tilde{w}_{n,i}$, respectively. The normalized weights \mathbf{g}_n then follow a scaled Dirichlet distribution (Dickey, 1968) with parameters $\boldsymbol{\alpha} = (1, 1, \dots, 1)$ and $\boldsymbol{\beta} = (1/\tilde{w}_{n,1}, 1/\tilde{w}_{n,2}, \dots, 1/\tilde{w}_{n,n})$. We use these normalized weights in a bootstrap setup to construct our final algorithm, which we refer to as the *Survey adjusted Weighted Likelihood Bootstrap* (S-WLB) and outline it in Algorithm 2. This approach effectively adjusts for the sampling bias while preserving the asymptotic variance of the PMLE under a well-specified population density.

4.2 Asymptotic Accuracy

Let P_{θ_0} denote the true probability distribution for our random variable of interest X . P_{θ_0} is one element of a finite-dimensional model $\mathcal{P}_{\Theta} = \{P_{\theta} : \theta \in \Theta \subset \mathbb{R}^K\}$, $K \geq 1$, also known as the *superpopulation model*. P_{θ} admits a density function f_{θ} . In the context of survey data,

we have an underlying unobserved population of random variables $\mathbf{X}_N^* = (X_1^*, X_2^*, \dots, X_N^*)$, where each X_l^* is drawn independently from the density f_{θ_0} . Define the sample inclusion indicator variables $\boldsymbol{\delta}_N = (\delta_1, \delta_2, \dots, \delta_N)$ such that $\delta_l = 1$ if unit l is included in the sample, $l = 1, 2, \dots, N$. A *sampling design* is defined by placing a distribution $P_{\pi, N}$ on the vector of inclusion indicators $\boldsymbol{\delta}_N$ linked to the units comprising the population. Under informative sampling, the joint distribution for $\boldsymbol{\delta}_N$ can depend on some information about the population units \mathbf{X}_N^* that is available to the survey designer, *i.e.* $P_{\pi, N}$ is implicitly conditionally defined given N realizations from P_{θ_0} . For each population unit $l = 1, 2, \dots, N$, we define the inclusion probabilities as $\pi_l = P(\delta_l = 1 \mid \mathbf{X}_N^*)$ and the second-order pairwise inclusion probabilities as $\pi_{lk} = P(\delta_l \delta_k = 1 \mid \mathbf{X}_N^*)$ for $1 \leq l \neq k \leq N$.

Algorithm 2: The Survey adjusted Weighted Likelihood Bootstrap

Input: Observed non-representative sample $\mathbf{X}_n = (X_1, X_2, \dots, X_n)$.

Scaled weights $\tilde{\mathbf{w}}_n = (\tilde{w}_{n,1}, \tilde{w}_{n,2}, \dots, \tilde{w}_{n,n})$ with $\sum_{i=1}^n \tilde{w}_{n,i} = n$.

For $j = 1, 2, \dots, B$:

1. Draw random vector $\mathbf{Y}_n^{(j)} = (Y_{n,1}^{(j)}, Y_{n,2}^{(j)}, \dots, Y_{n,n}^{(j)})$ such that for each i ,

$$Y_{n,i} \stackrel{\text{ind}}{\sim} \text{Gamma}(\text{shape} = 1, \text{scale} = \tilde{w}_{n,i}).$$

2. Get the normalized weights $\mathbf{g}_n^{(j)} = (g_{n,1}^{(j)}, g_{n,2}^{(j)}, \dots, g_{n,n}^{(j)})$, $g_{n,i}^{(j)} = Y_{n,i}^{(j)} / \sum_{k=1}^n Y_{n,k}^{(j)}$.

3. Compute $\theta^{(j)} = \arg \max_{\theta \in \Theta} \sum_{i=1}^n g_{n,i}^{(j)} \log f_{\theta}(X_i)$.

Output: $\{\theta^{(1)}, \theta^{(2)}, \dots, \theta^{(B)}\}$.

We observe a sample of size $n \leq N$, $\mathbf{X}_n = (X_1, X_2, \dots, X_n)$ drawn from the underlying population according to the sampling design, along with sampling weights $\mathbf{w}_n = (w_1, w_2, \dots, w_n)$, where each weight is assumed to be proportional to the inverse of its inclusion probability. Our goal is to conduct inference about the true parameter θ_0 that characterizes the true population generating distribution P_{θ_0} , using the observed sample \mathbf{X}_n and its corresponding sampling weights \mathbf{w}_n under an informative sampling design. Note that the observed sample \mathbf{X}_n and the sampling weights \mathbf{w}_n depend on both $P_{\pi, N}$ (which governs the sampling indicators $\boldsymbol{\delta}_N$) and $P_{\theta_0}^N$ (product measure which governs the population variables \mathbf{X}_N^*). Conditional on $(\mathbf{X}_n, \mathbf{w}_n)$, the triangular array of un-normalized weights \mathbf{Y}_n under S-WLB, are independently distributed, *i.e.* $Y_{n,i}$ is independent for each i .

Let P_* denote the joint distribution of $(\mathbf{X}_\infty^*, \boldsymbol{\delta}_\infty)$, where $\mathbf{X}_\infty^* = \{X_N^* : N \geq 1\}$ and $\boldsymbol{\delta}_\infty = \{\boldsymbol{\delta}_N : N \geq 1\}$. P_* depends on P_π (joint distribution of $\boldsymbol{\delta}_\infty$) and $P_{\theta_0}^\infty$ (infinite product measure governing \mathbf{X}_∞^*). Let $\mathcal{P}_\Pi = \{P_\pi : \pi \in \Pi\}$ denote the class of sampling designs. A sequence of estimators resulting from the S-WLB algorithm will involve random variables defined on a measurable space (Ω, \mathcal{A}) with probability measure P that depends on P_1 and P_2 , where $(\Omega_1, \mathcal{A}_1, P_1)$ denotes the probability space that jointly governs the sampled data and sampling weights, and $(\Omega_2, \mathcal{A}_2, P_2)$ denotes the one that governs the triangular array of gener-

ated weights. Let $P(\cdot \mid \mathbf{X}_n, \mathbf{w}_n)$ denote the conditional distribution (given the sampled data and sampling weights), which are viewed as random variables on $(\Omega_1, \mathcal{A}_1, P_1)$. To establish the asymptotic properties of the estimator derived from our S-WLB algorithm, we impose certain regularity conditions on both the class of sampling designs \mathcal{P}_Π and the data generating model \mathcal{P}_Θ . Below, we outline the assumptions specific to the survey design. The assumptions on the model (conditions **M1** - **M10**) include identifiability and certain smoothness conditions, which are fairly standard and are deferred to Section **A** of the supplement.

Condition S1 (Non-zero inclusion probability). *For some $\gamma \geq 1$, the sequence of inclusion probabilities $\{\pi_N : N \geq 1\}$ is such that $\sup_{N \geq 1} (1/\pi_N) \leq \gamma < \infty$, a.s. P_{θ_0} .*

Condition **S1** requires that the sampling design assigns a positive probability to each population unit, ensuring that the inclusion probabilities are bounded away from zero and that the sampling weights remain finite. Here $\gamma \geq 1$, since the maximum inclusion probability is 1. This condition ensures that no subset of the population is systematically excluded, thereby allowing samples of any size to contain representative information about the entire population. This assumption underlies nearly all consistency results in the literature (Pfeffermann et al., 1998; Savitsky and Toth, 2016; Savitsky and Srivastava, 2018; Williams and Savitsky, 2018, 2021).

Condition S2 (Asymptotically independent sampling). *The sequence of second-order pairwise inclusion probabilities $\{\pi_{MN} : M \neq N, M, N \geq 1\}$ is such that*

$$\sup_{1 \leq M < N} \left| \frac{\pi_{MN}}{\pi_M \pi_N} - 1 \right| = \mathcal{O}(N^{-1}) \text{ for all } N \geq 2, \text{ a.s. } P_{\theta_0}.$$

Condition **S2** confines the result to sampling designs in which the dependence among the sampled units reduces to zero as the population size increases, and is typically assumed in the literature (Savitsky and Toth, 2016; Savitsky and Srivastava, 2018; Williams and Savitsky, 2018).

Condition S3 (Constant sampling fraction). *For some constant $c \in (0, 1)$,*

$$\lim_{n, N \rightarrow \infty} \left| \frac{n}{N} - c \right| = \mathcal{O}(1).$$

The constant c is called the sampling fraction. Condition **S3** ensures that the sample provides a representative amount of information about the population, and is also commonly assumed in the literature (Savitsky and Toth, 2016; Williams and Savitsky, 2018, 2021).

We shall now state our main theorems on conditional consistency and conditional asymptotic normality for a sequence of roots of the weighted likelihood equation $\tilde{S}_n(\theta) = 0$, where $\tilde{S}_n(\theta) = \sum_{i=1}^n g_{n,i} \frac{\partial}{\partial \theta} \log f_\theta(X_i)$ denotes the score function corresponding to the weighted likelihood function \tilde{L}_n defined in (3.1). Let $\|\cdot\|$ denote the ordinary Euclidean distance, and the notation $a.s.[P_*]$ is read almost surely under P_* and means for P_* almost every infinite

sequences of population variables X_1, X_2, \dots and inclusion indicators $\delta_1, \delta_2, \dots$. The proofs are detailed in Section A of the Supplement.

Theorem 1 (Conditional Consistency). *Under conditions S1 – S3 on the class of sampling designs \mathcal{P}_Π and regularity conditions M1 – M7 on the model \mathcal{P}_Θ , there exists an estimator $\check{\theta}_n$ of θ_0 which is conditionally consistent, i.e. for all $\epsilon > 0$, as $n \rightarrow \infty$,*

$$P \left(\|\check{\theta}_n - \theta_0\| > \epsilon \mid \mathbf{X}_n, \mathbf{w}_n \right) \rightarrow 0, \quad a.s.[P_*], \quad (4.1)$$

and satisfies

$$P \left(\tilde{S}_n(\check{\theta}_n) = 0 \mid \mathbf{X}_n, \mathbf{w}_n \right) \rightarrow 1, \quad a.s.[P_*]. \quad (4.2)$$

Moreover, this sequence is essentially unique in the following sense: If $\bar{\theta}_n$ satisfies (4.1) and (4.2), then $P \left(\bar{\theta}_n = \check{\theta}_n \mid \mathbf{X}_n, \mathbf{w}_n \right) \rightarrow 1$ a.s.[P_*].

Theorem 2 (Conditional Asymptotic Normality). *Under conditions S1 – S3 on the class of sampling designs \mathcal{P}_Π and regularity conditions M1 – M10 on the model \mathcal{P}_Θ , let $\{\check{\theta}_n\}$ be a conditionally consistent sequence of roots of the weighted likelihood equation. Then, for any Borel set $A \subset \mathbb{R}^K$, as $n \rightarrow \infty$,*

$$P \left(\sqrt{n}(\check{\theta}_n - \hat{\theta}_n) \in A \mid \mathbf{X}_n, \mathbf{w}_n \right) \rightarrow P(Z \in A), \quad a.s.[P_*],$$

where $\hat{\theta}_n$ denotes a strongly consistent solution of the powered likelihood equation, and $Z \sim \mathcal{N}_K \left(0, J(\theta_0)^{-1} I_w(\theta_0) J(\theta_0)^{-1} \right)$ with

$$J(\theta) = - \mathbb{E}_{\theta_0} \left[\frac{\partial^2}{\partial \theta^2} \log f_\theta(X) \right],$$

$$I_w(\theta) = \lim_{n, N \rightarrow \infty} \frac{n}{N} \mathbb{E}_{\theta_0} \left[\frac{1}{N} \sum_{l=1}^N \frac{1}{\pi_l} \left(\frac{\partial}{\partial \theta} \log f_\theta(X) \right) \left(\frac{\partial}{\partial \theta} \log f_\theta(X) \right)^\top \right], \quad X \sim f_{\theta_0}.$$

The probabilities in these results refer to the distribution of $\check{\theta}_n$, induced by the random weights \mathbf{g}_n . Theorem 2 asserts that under specific regularity conditions, the distribution of the S-WLB estimator $\check{\theta}_n$ converges to a normal distribution centered around the PMLE $\hat{\theta}_n$, with covariance matching the PMLE's sandwich covariance (2.2). The proofs involve expressing the score and information functions of the weighted likelihood \tilde{L}_n as weighted averages of the observed data \mathbf{X}_n and the triangular array of the un-normalized random weights \mathbf{Y}_n . Conditional consistency in Theorem 1 is achieved through the strong law of large numbers, applied to jointly distributed functions of the data, whose covariances are controlled by the asymptotic independence of the inclusion indicators (condition S2) and the finiteness of almost-sure limits are ensured by conditions S1 and S3, along with standard regularity conditions on the model \mathcal{P}_Θ (see section A of the Supplement). Theorem 2 uses the Lindeberg-Feller Central Limit Theorem, leveraging the conditional independence of \mathbf{Y}_n , and the strong law applied to

data-driven functions, followed by Slutsky’s Theorem. This technique simplifies the proofs by elegantly avoiding the empirical process functionals routinely used in the literature to address dependence in survey samples.

To avoid ambiguity in interpretation, we will refer to the intervals produced by S-WLB as *uncertainty intervals*, as they do not qualify as either frequentist confidence intervals or Bayesian credible intervals. The theorem highlights that the S-WLB uncertainty intervals will asymptotically align with that of the PMLE and yield optimal coverage. A major advantage of S-WLB is that it does not require knowledge of $J(\theta)$ or $I_w(\theta)$ or their plug-in estimators, making it highly adaptable for any complex modeling scheme that admits a weighted optimization.

5 Simulation Studies

5.1 Set-up

This section presents two simulation studies with dual objectives: (a) illustrate the estimation bias when sampling weights are ignored, and (b) assess the performance of our S-WLB algorithm in comparison to existing weighted methods. The first simulation concerns a Gaussian model, while the second uses a probit regression setup. We refer to them as Simulation 1 and Simulation 2, respectively. Our algorithm is compared to the unweighted Bayesian estimator (UBE) which ignores sampling weights, the pseudo maximum likelihood estimator (PMLE), the Bayesian pseudo posterior estimator (BPPE; [Savitsky and Toth, 2016](#)), and the Bayesian estimator resulting from the weighted Bayesian Bootstrap (WBB; [Gunawan et al., 2020](#)).

We begin by outlining the data-generating mechanism for the two simulations. Based on the numerical experiments in [Gunawan et al. \(2020\)](#), we generate weights by introducing a Gaussian distributed selection variable Z which is correlated with our variable of interest (X in Simulation 1 and (X, Y) in Simulation 2) through a Gaussian copula. The probability of selecting an observation in the sample depends on Z via a probit link function. In both cases, we assume that the weights derived from these probabilities are observed, while the realizations of Z , used to compute these probabilities and weights, remain unobserved. The data generation steps are given below:

Step 1. Create the finite population of size $N = 100,000$ in the two settings as follows:

1. Simulation 1: For $l = 1, 2, \dots, N$, generate

$$\begin{pmatrix} X_l^* \\ Z_l \end{pmatrix} \sim \mathcal{N}_2\left(\begin{pmatrix} \mu_x \\ \mu_z \end{pmatrix}, \begin{pmatrix} \sigma_x^2 & \rho\sigma_x\sigma_z \\ \rho\sigma_x\sigma_z & \sigma_z^2 \end{pmatrix}\right),$$

with $\mu_x = 10$, $\mu_z = 0$, $\sigma_x = 4$, $\sigma_z = 3$ and $\rho \in \{0.2, 0.8\}$. Here, X^* is our Gaussian distributed variable of interest and Z is the selection variable.

2. Simulation 2: For $l = 1, 2, \dots, N$, generate $X_l^* \sim \mathcal{N}(\mu_x, \sigma_x^2)$, and draw

$$\begin{pmatrix} V_l \\ Z_l \end{pmatrix} \sim \mathcal{N}_2 \left(\begin{pmatrix} X_l \beta \\ \mu_z \end{pmatrix}, \begin{pmatrix} \sigma_v^2 & \rho \sigma_v \sigma_z \\ \rho \sigma_v \sigma_z & \sigma_z^2 \end{pmatrix} \right), \quad \text{and} \quad Y_l^* = \mathbf{1}(V_l > 0),$$

with $\beta = 0.1$, $\mu_x = 1$, $\mu_z = 0$, $\sigma_x^2 = 0.01$, $\sigma_v^2 = \sigma_z^2 = 1$, and $\rho \in \{0.2, 0.8\}$. Here, X^* , Y^* and Z denote the predictor, response and selection variables, respectively.

Step 2. For each $l \leq N$, define the inclusion probabilities as $\pi_l = \Phi(b_0 + b_1 Z_l)$, where Φ is the cumulative distribution function of a standard normal distribution, $b_0 = -1.8$ and $b_1 \in \{0, 0.1\}$.

Step 3. Draw samples of size $n \in \{500, 1000, 2000\}$ from the finite population with the inclusion probabilities $\{\pi_l : 1 \leq l \leq N\}$. Let $\{X_i : 1 \leq i \leq n\}$ and $\{(X_i, Y_i) : 1 \leq i \leq n\}$ denote the observed sample for Simulations 1 and 2, respectively. Let $\{\tilde{w}_{n,i} : 1 \leq i \leq n\}$ denote the corresponding vector of scaled sampling weights, where $\tilde{w}_{n,i} = n\pi_i^{-1} / \sum_{j=1}^n \pi_j^{-1}$ and π_i denotes the inclusion probability of sampled unit i .

Note that a sample drawn from the population will be representative, meaning each value will have an equal selection probability if $\rho = 0$ or $b_1 = 0$. Thus, the value of ρ governs the sample's representativeness when $b_1 \neq 0$. For each simulation, we consider 3 scenarios with (b_1, ρ) chosen as $(0, 0.2)$, $(0.1, 0.2)$ and $(0.1, 0.8)$ to demonstrate a representative sample and weighted samples with high and low representativeness, respectively. The estimates are summarized across 100 Monte Carlo replications. We evaluate the performance of the estimators in terms of mean squared error (MSE) and coverage probability (CovP) of the 95% frequentist confidence intervals, Bayesian credible intervals and our S-WLB uncertainty intervals (UIs). With slight abuse of notation, we shall use the term ‘‘CI’’ to refer to both confidence and credible intervals. Code for implementing our method is available at the GitHub repository, [das-snigdha/S-WLB](#).

5.2 Simulation 1: Mean Estimation and Inference under a Gaussian Model

Our objective in this setting is to infer about the population mean, μ_x . For Gaussian distributed data, the weighted maximum likelihood estimators (PMLE, S-WLB) have closed-form solutions, as do the Bayesian unweighted (UBE) and weighted (BPPE) posterior distributions. For the WBB, we follow Algorithm 2 from [Gunawan et al. \(2020\)](#), designed for settings with closed-form posteriors. For S-WLB and WBB, we generate $B = 2000$ bootstrap samples. Figure 1 shows boxplots of the MSE and barplots of the CovP across 100 simulation replicates.

In a representative sample where each population unit has equal inclusion probability, all five methods show consistent estimation, as evidenced by decreasing MSE with increasing sample size. The 95% intervals across all the methods achieve optimal coverage. However, under unequal selection probabilities, methods that incorporate survey weights (PMLE, S-WLB, WBB, BPPE) provide consistent estimates, while UBE (unweighted Bayes) displays biased estimates due to ignoring survey weights. As ρ increases from 0.2 to 0.8 (reducing sample representative-

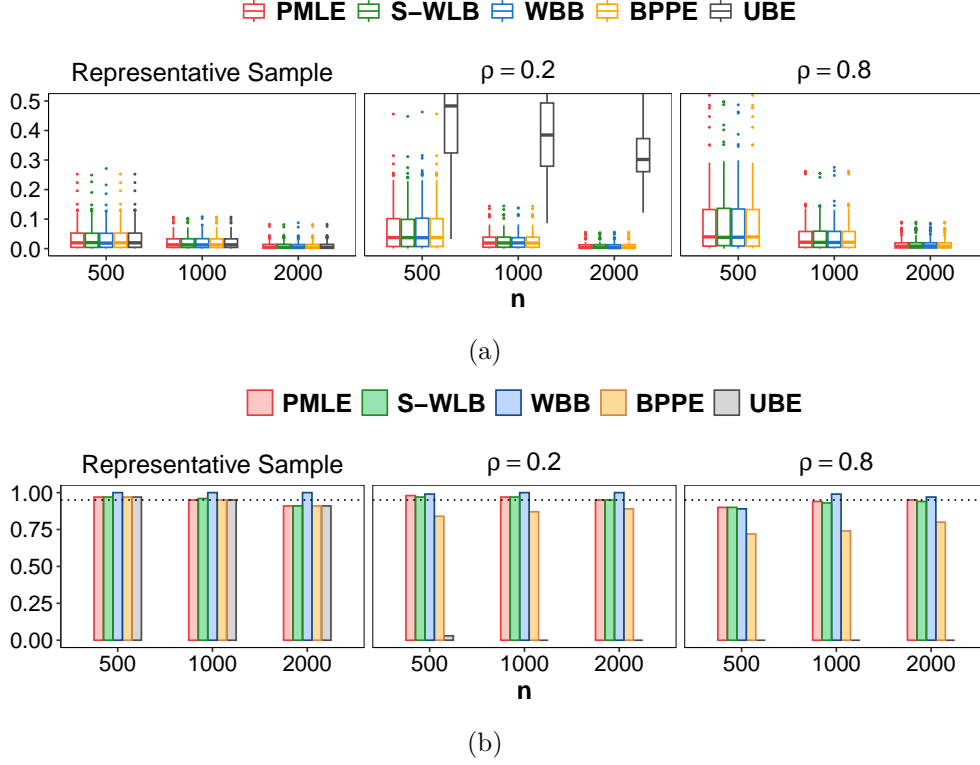


Figure 1: Plots comparing the proposed S-WLB with competing methods via the mean squared error of point estimates (panel a) and coverage probability of the 95% intervals (panel b) using 100 simulation replicates, for estimating the mean of a Gaussian model (Simulation 1).

ness) the estimation bias in UBE grows, as shown in Figure 4 of the Supplement. Our proposed S-WLB algorithm performs robustly, achieving coverage levels that match the optimal coverage of the PMLE under unequal probability sampling. While BPPE shows consistency, its CIs suffer from undercoverage. Note, WBB consistently demonstrates slight over-coverage – an empirical observation also evident in the simulation settings presented in [Gunawan et al. \(2020\)](#).

5.3 Simulation 2: Probit Regression Model

In this setting, our objective is to conduct inference on the regression parameter β . The weighted maximum likelihood estimates (PMLE, S-WLB) under a probit regression model are computed using the iteratively reweighted least squares algorithm, available in the `glm()` function in the R software. For the Bayesian methods (UBE, BPPE), posterior sampling under a weighted probit model is conducted with MCMC using default choices of weakly informative priors in the `rstanarm` package in R. For the WBB, we apply Algorithm 3 from [Gunawan et al. \(2020\)](#), which is designed for MCMC sampling from the posterior distribution. We generate $B = 2000$ bootstrap samples for S-WLB, and 2000 posterior draws for UBE and BPPE, discarding the first 1000 as burn-in. For the WBB, we use $M = 2000$ posterior draws within $J = 200$ bootstrap replicates, as recommended in [Gunawan et al. \(2020\)](#). Figure 2 shows boxplots of the MSE and barplots of the CovP under the probit regression model, across 100 simulation replicates.

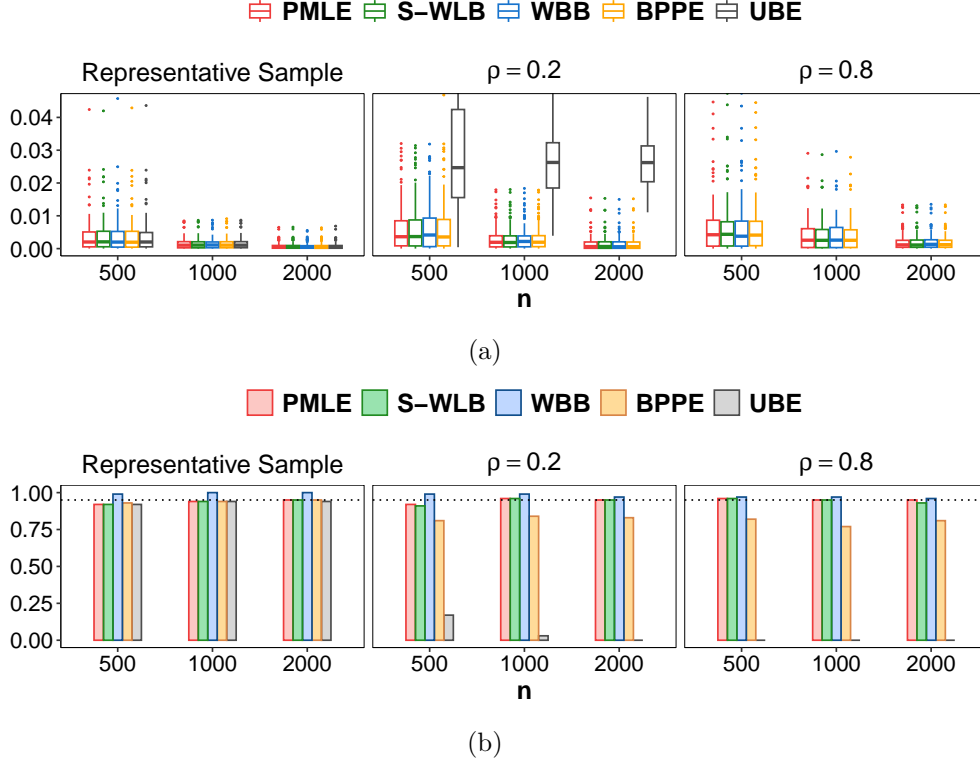


Figure 2: Plots comparing the proposed S-WLB with competing methods via the mean squared error of point estimates (panel a) and coverage probability of the 95% intervals (panel b) using 100 simulation replicates, under a probit regression model (Simulation 2).

We observe similar performance trends as in Simulation 1. Under representative sampling, all methods exhibit consistency in estimation, as reflected in the decreasing MSE with larger sample sizes and optimal 95% coverage. Under unequal selection probabilities, methods incorporating survey weights (PMLE, S-WLB, WBB, BPPE) continue to provide consistent estimates, while UBE suffers from estimation bias due to the omission of survey weights. This bias increases with the level of non-representativeness in the sample, controlled by ρ (see Figure 4 in the Supplement). The slight over-coverage by the WBB CIs is also observed in this setting. Additionally, there is no clear guidance on selecting the number of bootstrap replicates (J), which can significantly affect coverage. For instance, Figure 5 in the Supplement illustrates under-coverage when a small number of bootstrap replicates (J) is used. Our S-WLB algorithm demonstrates robust performance and achieves optimal coverage. This highlights the advantages of S-WLB in terms of consistency, accuracy in coverage, and computational feasibility, making it a simple and scalable choice for inference in complex survey data.

6 Data Applications

We now apply our methodology to two widely known publicly available survey datasets: the NHANES and the NSDUH. Our analysis compares estimates obtained with and without in-

incorporating survey weights. We compare the performance of our S-WLB method with the frequentist PMLE, Bayesian weighted BPPE and unweighted UBE.

The NHANES, conducted by the National Center for Health Statistics (NCHS), collects data on the health and nutrition of the non-institutionalized U.S. population through interviews and standardized physical exams. NHANES uses a complex, stratified, four-stage sampling design to ensure that the collected data is nationally representative. To demonstrate our methodology, we focus on assessing periodontal disease, the leading cause of adult tooth loss, in relation to specific risk factors, using data on 5,692 subjects from the NHANES 2011–12 and 2013–14 cycles. The disease progression is assessed using its most popular biomarker, the clinical attachment level (CAL, in mm) recorded for each tooth, excluding third molars. The disease status for each subject is represented by the average CAL (avCAL) taken across all teeth. Risk factors include continuous variables such as age (years), body mass index (BMI, kg/m^2), glycosylated hemoglobin (HbA1c, %), diet quality (measured by the Healthy Eating Index (HEI) per 2015 guidelines), and time since last dental visit (months), and binary covariates such as gender (1 if female, 0 if male), smoking status, diabetes, hypertension, and medical insurance (1 indicating presence, 0 absence). Since HEI is used as a covariate, we follow the NCHS recommendations and apply scaled dietary weights (normalized to sum to the sample size) as sampling weights in our analysis. We fit a weighted multivariate Gaussian regression, after applying a Box-Cox transformation to correct for skewness in avCAL. For S-WLB, we generate $B = 5000$ samples of the regression parameters to compute point estimates and 95% UIs using the sample mean and quantiles. Similarly, we draw 5000 samples from the closed-form posteriors of weighted and unweighted Bayesian linear regression models (BPPE, UBE) for inference. Figure 3a presents point estimates and 95% intervals for various risk factors.

Our proposed S-WLB closely matches the PMLE in both point and interval estimates across all covariates. BPPE also aligns well in point estimates but has narrower CIs, which can lead to misleading inference; for instance, BMI appears statistically insignificant under PMLE, S-WLB, and UBE, but shows a significant positive influence on periodontal disease under BPPE. The unweighted UBE method yields point estimates and CIs that diverge from the weighted methods, particularly for diet quality (HEI), which is identified as a significant negative risk factor under UBE, but remains insignificant in the weighted methods.

As a second application, we demonstrate our method on data from the NSDUH, conducted annually by the Substance Abuse and Mental Health Services Administration. The NSDUH provides nationally representative data on tobacco, alcohol, drug use, substance use disorders, and mental health issues among the civilian, non-institutionalized U.S. population, using a multistage, state-based sampling design. To illustrate our algorithm, we focus on assessing suicidal tendencies using the NSDUH 2019 data involving 40,640 subjects. A probit model is applied to a binary response variable indicating whether an individual thought about suicide in the past year (1 if yes, 0 if no). Covariates include ordinal levels for age (1 – 6, covering 12 to

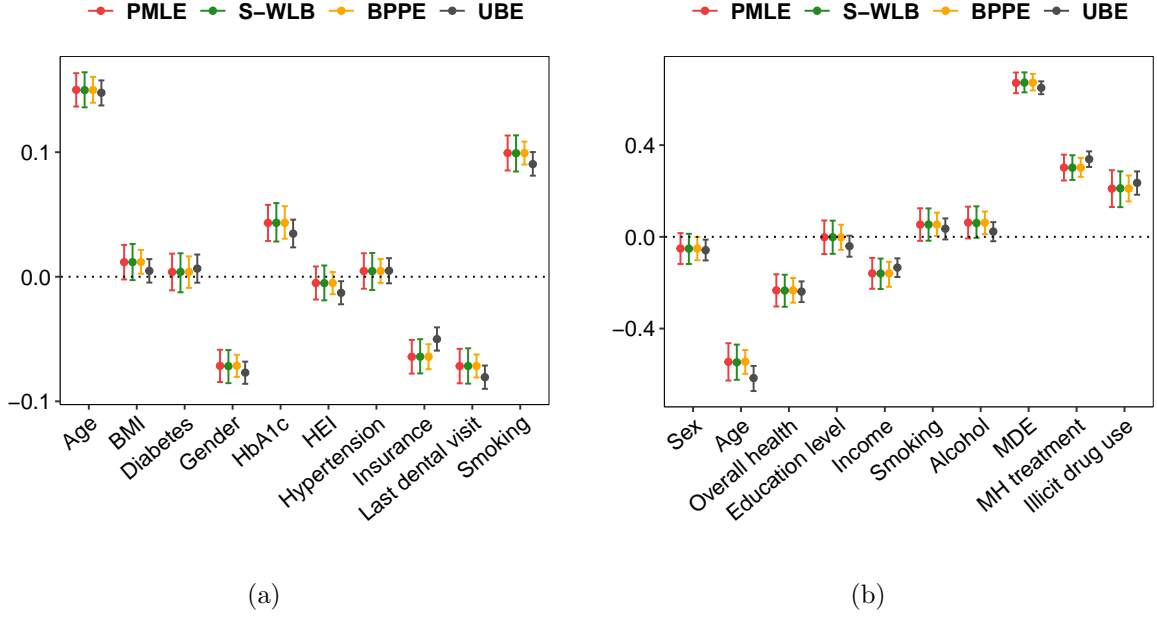


Figure 3: Box-plots of point estimates and 95% intervals of regression parameters, obtained from fitting the proposed S-WLB method and the competing methods to the NHANES (Panel a) and NSDUH (Panel b) datasets.

65+ years), overall health (1 – 4, from poor to excellent), education (1 – 4, from less than high school to college graduate), and income (1 – 4, low to high). Binary covariates include sex (1 for female, 0 for male), smoking, alcohol use, illicit drug use, major depressive episodes (MDE) in the past year, and mental health (MH) treatment in the past year (1 indicating presence, 0 absence). We incorporate the scaled survey weights in our analysis.

We use the same implementations scheme as outlined in Section 5.3. For S-WLB, we generate $B = 5000$ bootstrap samples, while for UBE and BPPE, we collect 5000 posterior draws after discarding the initial 1000 as burn-in. Figure 3b presents point estimates and 95% intervals for the factors impacting suicidal tendencies. Consistent with our findings from the NHANES analysis, S-WLB closely aligns with the PMLE in both point and interval estimates across all covariates in the NSDUH data, demonstrating its reliability in maintaining optimal coverage. While BPPE produces similar point estimates, its CIs are narrower, potentially underestimating uncertainty. Note that BPPE suggests statistical significance for covariates such as age, smoking, and alcohol use, which remain insignificant under S-WLB and PMLE. Additionally, age appears significant under UBE, which does not account for sampling weights.

References

Back, S. E., Payne, R. L., Simpson, A. N., and Brady, K. T. (2010). Gender and prescription opioids: Findings from the National Survey on Drug Use and Health. *Addictive Behaviors*, 35(11):1001–1007. 1

- Chambers, R. and Skinner, C. (2003). *Analysis of Survey Data*. Wiley Series in Survey Methodology. Wiley. 2, 4
- Chen, Q., Elliott, M. R., and Little, R. J. A. (2010). Bayesian Penalized Spline Model-Based Inference for Finite Population Proportion in Unequal Probability Sampling. *Survey Methodology*, 36(1):23–34. 2, 5
- Cohen, M. P. (1997). The Bayesian Bootstrap and Multiple Imputation for Unequal Probability Sample Designs. In *Proceedings of the Survey Research Methods Section*, pages 635–638. American Statistical Association. 6
- Dickey, J. M. (1968). Three multidimensional-integral identities with Bayesian applications. *The Annals of Mathematical Statistics*, 39(5):1615–1628. 8
- Dong, Q., Elliott, M. R., and Raghunathan, T. E. (2014). A nonparametric method to generate synthetic populations to adjust for complex sampling design features. *Survey Methodology*, 40(1):29–46. 2, 5, 6
- Gelman, A. (2007). Struggles with Survey Weighting and Regression Modeling. *Statistical Science*, 22(2):153 – 164. 2
- Gunawan, D., Panagiotelis, A., Griffiths, W., and Chotikapanich, D. (2020). Bayesian weighted inference from surveys. *Australian & New Zealand Journal of Statistics*, 62(1):71–94. 2, 3, 6, 12, 13, 14, 42
- Hájek, J. (1971). Comment on “An Essay on the Logical Foundations of Survey Sampling, Part One”. In Godambe, V. P. and Sprott, D. A., editors, *The Foundations of Survey Sampling*, page 236. Holt, Rinehart, and Winston. 2, 4
- Horvitz, D. G. and Thompson, D. J. (1952). A Generalization of Sampling without Replacement from a Finite Universe. *Journal of the American Statistical Association*, 47:663–685. 2, 4
- Kunihama, T., Herring, A., Halpern, C., and Dunson, D. (2016). Nonparametric Bayes modeling with sample survey weights. *Statistics & Probability Letters*, 113:41–48. 2, 5
- León-Novelo, L. G. and Savitsky, T. D. (2019). Fully Bayesian Estimation under Informative Sampling. *Electronic Journal of Statistics*, 13(1):1608–1645. 2, 3, 6
- Naavaal, S., Garcia, D. T., Deng, X., and Bandyopadhyay, D. (2022). Association between periodontal disease and oral cancer screening among US adults: NHANES 2011-2014. *Community Dentistry and Oral Epidemiology*, 50(3):216–224. 1
- Newton, M. A. (1991). *The weighted likelihood bootstrap and an algorithm for pre pivoting*. PhD thesis, Department of Statistics, University of Washington, Seattle. 7, 20, 21, 25, 26, 33, 41, 42

- Newton, M. A. and Raftery, A. E. (1994). Approximate Bayesian inference with the Weighted Likelihood Bootstrap. *Journal of the Royal Statistical Society: Series B (Methodological)*, 56(1):3–26. [3](#), [6](#)
- Petrov, V. V. (2014). On the Strong Law of Large Numbers for a Sequence of Dependent Random Variables. *Journal of Mathematical Sciences*, 199:225–227. [20](#), [40](#)
- Pfeffermann, D. (1996). The use of sampling weights for survey data analysis. *Statistical methods in medical research*, 5(3):239–261. [2](#)
- Pfeffermann, D., Krieger, A. M., and Rinott, Y. (1998). Parametric distributions of complex survey data under informative probability sampling. *Statistica Sinica*, 8(3):1087–1114. [2](#), [4](#), [10](#)
- Pompe, E. (2021). Introducing prior information in Weighted Likelihood Bootstrap with applications to model misspecification. [3](#)
- Rao, J. N. K. and Wu, C. (2010). Bayesian pseudo-empirical-likelihood intervals for complex surveys. *Journal of the Royal Statistical Society: Series B (Statistical Methodology)*, 72(4):533–544. [2](#), [5](#)
- Rudin, W. (1964). *Principles of Mathematical Analysis*. McGraw-Hill, New York. [41](#)
- Savitsky, T. D. and Srivastava, S. (2018). Scalable Bayes under Informative Sampling. *Scandinavian Journal of Statistics*, 45(3):534–556. [2](#), [5](#), [10](#)
- Savitsky, T. D. and Toth, D. (2016). Bayesian estimation under informative sampling. *Electronic Journal of Statistics*, 10:1677–1708. [2](#), [5](#), [10](#), [12](#)
- Si, Y., Pillai, N. S., and Gelman, A. (2015). Bayesian Nonparametric Weighted Sampling Inference. *Bayesian Analysis*, 10(3):605 – 625. [2](#), [5](#)
- Si, Y., Trangucci, R., Gabry, J. S., and Gelman, A. (2020). Bayesian Hierarchical Weighting Adjustment and Survey Inference. *Survey Methodology*, 46(2):181–214. [2](#), [5](#)
- Si, Y. and Zhou, P. (2020). Bayes-Raking: Bayesian Finite Population Inference with Known Margins. *Journal of Survey Statistics and Methodology*, 9(4):833–855. [2](#), [5](#)
- White, H. (1982). Maximum Likelihood Estimation of Misspecified Models. *Econometrica*, 50(1):1–25. [4](#)
- Williams, M. R. and Savitsky, T. D. (2018). Bayesian Pairwise Estimation Under Dependent Informative Sampling. *Bayesian Analysis*, 13(3):817–836. [2](#), [5](#), [10](#)
- Williams, M. R. and Savitsky, T. D. (2020). Bayesian Estimation Under Informative Sampling with Unattenuated Dependence. *Bayesian Analysis*, 15(1):57–77. [2](#), [5](#)

- Williams, M. R. and Savitsky, T. D. (2021). Uncertainty Estimation for Pseudo-Bayesian Inference Under Complex Sampling. *International Statistical Review*, 89(1):72–107. [2](#), [3](#), [6](#), [10](#)
- Zheng, H. and Little, R. (2005). Inference for the Population Total from Probability-Proportional-to-Size Samples Based on Predictions from a Penalized Spline Nonparametric Model. *Journal of Official Statistics*, 21(1):1–20. [2](#), [5](#)
- Zheng, H. and Little, R. J. (2003). Penalized spline model-based estimation of finite population total from probability-proportional-to-size samples. *Journal of Official Statistics*, 19:99–107. [2](#), [5](#)

Supplementary Materials

This supplement includes proofs of the theoretical results on asymptotic accuracy of our method, auxiliary results necessary for these proofs and additional plots illustrating the performance of competing methods.

A Asymptotic results for the S-WLB

The notation and proofs of our results are drawn closely from the techniques outlined in Chapter 3 of [Newton \(1991\)](#), with necessary modifications to accommodate survey data. We follow a similar progression of lemmas leading up to the theorems on conditional consistency (Theorem [1](#)) and conditional asymptotic normality (Theorem [2](#)). Throughout these proofs, we utilize a strong law of large numbers (SLLN) for dependent random variables ([Petrov, 2014](#), Theorem 2), stated here as Theorem [B.2](#), as opposed to the SLLN for i.i.d. random variables employed in [Newton \(1991\)](#). The covariances of these variables are controlled through the asymptotic independence of inclusion indicators (condition [S2](#)), while conditions [S1](#) and [S3](#) along with certain regularity conditions on the model \mathcal{P}_Θ (conditions [M1](#) – [M10](#)) ensure the finiteness of the almost-sure limits. Our regularity conditions for the model closely follow the framework established by [Newton \(1991\)](#). However, with respect to the smoothness conditions, we impose a slightly stronger requirements. We require (i) the log-likelihood ratio to be square-integrable (condition [M2](#)); (ii) the first derivative of the log density to be uniformly dominated by a function of the data with finite fourth moments over a neighborhood B of the true parameter θ_0 (conditions [M6\(a\)](#)); (iii) the second and third derivatives of the log density as well as the products of the derivatives, to be uniformly dominated by functions of the data, over the neighborhood B of θ_0 (conditions [M6\(b\)-\(c\)](#), [M9](#) and [M10](#)). This contrasts with [Newton \(1991\)](#), where the dominating functions are assumed to be integrable. This adjustment is needed to tackle the dependence in survey data, as opposed to i.i.d. data. Conditional asymptotic normality in Theorem [2](#) follows

using Slutsky's Theorem, after applying (i) Lindeberg-Feller Central Limit Theorem (similar to [Newton \(1991\)](#)) on the triangular array of un-normalized random weights \mathbf{Y}_n (leveraging their conditional independence), and (ii) the SLLN on data-driven functions. This technique simplifies the proof by elegantly avoiding empirical process functionals routinely used in the literature to address the dependence in survey data.

Building on the framework and the regularity conditions on the survey design (conditions [S1](#) – [S3](#)) outlined in Section [4.2](#) of the main document, we begin with defining notions of *convergence in conditional probability* and *conditionally consistent* estimators. Recall that $(\Omega_1, \mathcal{A}_1, P_1)$ and $(\Omega_2, \mathcal{A}_2, P_2)$ denote the probability spaces that govern the sampled data and the random weights, respectively. A single point $\omega_1 \in \Omega_1$ determines an infinite sequence of the sampled data and a single $\omega_2 \in \Omega_2$ determines an infinite triangular array of weights. The notation $a.s.[P_*]$ is read almost surely under P_* and means for P_* almost every infinite sequences of population variables X_1, X_2, \dots and inclusion indicators $\delta_1, \delta_2, \dots$.

Consider random variables U, V_1, V_2, \dots be defined on the space (Ω, \mathcal{A}) . V_n is said to *converge in conditional probability a.s.[P_*]* to U if for all $\epsilon > 0$, as $n \rightarrow \infty$,

$$P(\|V_n - U\| > \epsilon \mid \mathbf{X}_n, \mathbf{w}_n) \rightarrow 0, \quad a.s.[P_*].$$

This convergence is denoted as $V_n \xrightarrow{c.p.} U, a.s.[P_*]$. A sequence of estimators $\{\bar{\theta}_n\}$ of θ_0 is said to be *conditionally consistent* if $\bar{\theta}_n \xrightarrow{c.p.} \theta_0, a.s.[P_*]$.

A.1 Preliminaries

We now present several preliminary results that are fundamental to establish the proofs of Theorems [1](#) and [2](#), which address conditional consistency and conditional asymptotic normality for a sequence of estimators resulting from our S-WLB algorithm. Note that under condition [S3](#), the sample size $n \rightarrow \infty$ implies that the population size $N \rightarrow \infty$, as the sampling fraction remains asymptotically bounded away from 0 and 1.

Lemma A.1. *Let (X_1, X_2, \dots, X_n) denote the sampled data and (w_1, w_2, \dots, w_n) be the sampling weights. Let $W_n = \sum_{i=1}^n w_i$ and g be a real valued measurable function such that $\mathbb{E}_{\theta_0}[g(X^*)]^2 < \infty$, where $X^* \sim f_{\theta_0}$. Under regularity conditions [S1](#) – [S3](#), as $n \rightarrow \infty$,*

$$\frac{1}{W_n} \sum_{i=1}^n w_i g(X_i) \rightarrow \mathbb{E}_{\theta_0}[g(X^*)] \quad a.s.[P_*]. \quad (\text{A.1})$$

Proof. First, note that the weighted average in [\(A.1\)](#) can be explicitly written as

$$\frac{1}{W_n} \sum_{i=1}^n w_i g(X_i) = \frac{\frac{1}{N} \sum_{l=1}^N \pi_l^{-1} \delta_l g(X_l^*)}{\frac{1}{N} \sum_{l=1}^N \pi_l^{-1} \delta_l}. \quad (\text{A.2})$$

Define $Z_l = \pi_l^{-1} \delta_l g(X_l^*)$. Then, using iterated expectations we have, for $l \geq 1$,

$$\begin{aligned}\mathbb{E}(Z_l) &= \mathbb{E}[\pi_l^{-1} \delta_l g(X_l^*)] = \mathbb{E}_{\theta_0} [g(X_l^*) \pi_l^{-1} \mathbb{E}_{\boldsymbol{\delta}}(\delta_l | X_l^*)] = \mathbb{E}_{\theta_0}[g(X_l^*)], \\ \text{Var}(Z_l) &= \mathbb{E}(Z_l^2) - \mathbb{E}(Z_l)^2 \leq \mathbb{E}[\pi_l^{-2} \delta_l g(X_l^*)^2] = \mathbb{E}_{\theta_0} \mathbb{E}_{\boldsymbol{\delta}}[\pi_l^{-2} \delta_l g(X_l^*)^2 | \mathbf{X}_N^*] \\ &= \mathbb{E}_{\theta_0}[g(X_l^*)^2 \pi_l^{-2} \mathbb{E}_{\boldsymbol{\delta}}(\delta_l | \mathbf{X}_N^*)] = \mathbb{E}_{\theta_0}[\pi_l^{-1} g(X_l^*)^2],\end{aligned}$$

and for $k(\neq l) \geq 1$,

$$\begin{aligned}\text{Cov}(Z_l, Z_k) &= \mathbb{E}(Z_l Z_k) - \mathbb{E}(Z_l)\mathbb{E}(Z_k) \\ &= \mathbb{E}[\pi_l^{-1} \pi_k^{-1} \delta_l \delta_k g(X_l^*) g(X_k^*)] - \mathbb{E}_{\theta_0}[g(X_l^*)] \mathbb{E}_{\theta_0}[g(X_k^*)] \\ &= \mathbb{E}_{\theta_0} \left[\frac{\pi_{lk}}{\pi_l \pi_k} g(X_l^*) g(X_k^*) \right] - \mathbb{E}_{\theta_0}[g(X_l^*) g(X_k^*)] = \mathbb{E}_{\theta_0} \left[g(X_l^*) g(X_k^*) \left(\frac{\pi_{lk}}{\pi_l \pi_k} - 1 \right) \right]\end{aligned}$$

We will prove that $\{Z_N : N \geq 1\}$ satisfies the condition in Theorem B.2 with $r = 1$. To that end, define $S_N = \sum_{l=1}^N Z_l$, $N \geq 1$ with $S_0 = 0$, and let $N > M \geq 0$. Then,

$$\text{Var}(S_N - S_M) = \sum_{l=M+1}^N \text{Var}(Z_l) + 2 \sum_{l=M+2}^N \sum_{k=M+1}^{l-1} \text{Cov}(Z_l, Z_k) \quad (\text{A.3})$$

Now, note that the first term in (A.3) can be explicitly written as

$$\begin{aligned}\sum_{l=M+1}^N \text{Var}(Z_l) &\leq \sum_{l=M+1}^N \mathbb{E}_{\theta_0} [\pi_l^{-1} g(X_l^*)^2] \\ &\leq \sum_{l=M+1}^N \mathbb{E}_{\theta_0} \left[g(X_l^*)^2 \sup_l (\pi_l^{-1}) \right] \leq C_1 (N - M),\end{aligned} \quad (\text{A.4})$$

for some suitable constant C_1 , which follows from the finiteness of $\mathbb{E}_{\theta_0}|g(X^*)|^2$ along with condition S1. Next, we write the second term in (A.3) as

$$\begin{aligned}2 \sum_{l=M+2}^N \sum_{k=M+1}^{l-1} \text{Cov}(Z_l, Z_k) &\leq 2 \sum_{l=M+2}^N \sum_{k=M+1}^{l-1} \mathbb{E}_{\theta_0} \left[g(X_l^*) g(X_k^*) \left| \frac{\pi_{lk}}{\pi_l \pi_k} - 1 \right| \right] \\ &\leq 2 \sum_{l=M+2}^N \sum_{k=M+1}^{l-1} \mathbb{E}_{\theta_0} \left[g(X_l^*) g(X_k^*) \sup_{k \leq l} \left| \frac{\pi_{lk}}{\pi_l \pi_k} - 1 \right| \right] \\ &\leq 2 [\mathbb{E}_{\theta_0} g(X^*)]^2 \sum_{l=M+2}^N l^{-1} (l - M - 1) \\ &\leq C_2 (N - M),\end{aligned} \quad (\text{A.5})$$

for some suitable constant C_2 , which follows from the finiteness of $\mathbb{E}_{\theta_0}|g(X^*)|^2$ along with

condition [S2](#). Combining [\(A.4\)](#) and [\(A.5\)](#), we have

$$\text{Var}(S_N - S_M) \leq C(N - M) \quad (\text{A.6})$$

for all $N > M \geq 0$ and some constant C . Then as $N \rightarrow \infty$, by applying Theorem [B.2](#) we have,

$$\frac{1}{N} \sum_{l=1}^N \pi_l^{-1} \delta_l g(X_l^*) \rightarrow \mathbb{E}_{\theta_0}[g(X^*)] \quad a.s.[P_*]. \quad (\text{A.7})$$

Taking $g(x) = 1$ for all $x \in \mathbb{R}$, we have as $N \rightarrow \infty$,

$$\frac{1}{N} \sum_{l=1}^N \pi_l^{-1} \delta_l \rightarrow 1 \quad a.s.[P_*]. \quad (\text{A.8})$$

Since $n \rightarrow \infty$ implies $N \rightarrow \infty$, the proof follows by combining [\(A.2\)](#), [\(A.7\)](#) and [\(A.8\)](#). \square

Lemma A.2. *Let (X_1, X_2, \dots, X_n) denote the sampled data and (w_1, w_2, \dots, w_n) be sampling weights. Let $W_n = \sum_{i=1}^n w_i$ and g be a real valued measurable function such that $\mathbb{E}_{\theta_0}|g(X^*)|^2 < \infty$, where $X^* \sim f_{\theta_0}$. Under regularity conditions [S1](#) – [S3](#), as $n \rightarrow \infty$,*

$$\frac{1}{W_n} \max_{1 \leq i \leq n} w_i |g(X_i)| \rightarrow 0 \quad a.s.[P_*].$$

Proof. Observe that

$$\frac{1}{W_n} \max_{1 \leq i \leq n} w_i |g(X_i)| = \frac{\frac{1}{N} \max_{1 \leq l \leq N} \pi_l^{-1} \delta_l |g(X_l^*)|}{\frac{1}{N} \sum_{l=1}^N \pi_l^{-1} \delta_l}$$

Using [\(A.8\)](#), it suffices to prove $N^{-1} \max_{1 \leq l \leq N} \pi_l^{-1} \delta_l |g(X_l^*)| \rightarrow 0 \quad a.s.[P_*]$. To that end, define $Z_l = \pi_l^{-1} \delta_l g(X_l^*)$. Using [\(A.6\)](#) and [\(A.7\)](#), the proof follows from Corollary [B.1](#). \square

Lemma A.3. *Let (X_1, X_2, \dots, X_n) denote the sampled data and (w_1, w_2, \dots, w_n) be sampling weights. Let $W_n = \sum_{i=1}^n w_i$ and $\tilde{w}_{n,i} = nw_i/W_n$ denote the scaled sampling weights that add up to n . Let g be a real valued measurable function such that $\mathbb{E}_{\theta_0}|g(X^*)|^2 < \infty$, where $X^* \sim f_{\theta_0}$. Under regularity conditions [S1](#) – [S3](#), as $n \rightarrow \infty$,*

$$\frac{1}{n} \sum_{i=1}^n \tilde{w}_{n,i}^2 g(X_i) \rightarrow \xi \quad a.s.[P_*], \quad (\text{A.9})$$

where $\xi = \lim_{n,N \rightarrow \infty} nN^{-2} \sum_{l=1}^N \mathbb{E}_{\theta_0}[\pi_l^{-1} g(X_l^*)]$.

Proof. First, note that the weighted average in [\(A.9\)](#) can be explicitly written as

$$\frac{1}{n} \sum_{i=1}^n \tilde{w}_{n,i}^2 g(X_i) = \frac{n}{W_n^2} \sum_{i=1}^n w_i^2 g(X_i) = \frac{1}{(\frac{1}{N} \sum_{l=1}^N \pi_l^{-1} \delta_l)^2} \frac{n}{N} \frac{1}{N} \sum_{l=1}^N \pi_l^{-2} \delta_l g(X_l^*) \quad (\text{A.10})$$

Then, by (A.8), as $N \rightarrow \infty$,

$$\left(\frac{1}{N} \sum_{l=1}^N \pi_l^{-1} \delta_l \right)^2 \rightarrow 1 \quad a.s.[P_*]. \quad (\text{A.11})$$

Define $U_l = \pi_l^{-2} \delta_l g(X_l^*)$. Following similar steps as in Lemma A.1, we have,

$$\mathbb{E}(U_l) = \mathbb{E}_{\theta_0} \left[\frac{1}{\pi_l} g(X_l^*) \right], \quad \text{Var}(U_l) \leq \mathbb{E}_{\theta_0} \left[\frac{1}{\pi_l^3} g(X_l^*)^2 \right],$$

and for $l \neq k$,

$$\begin{aligned} \text{Cov}(U_l, U_k) &= \mathbb{E}(U_l U_k) - \mathbb{E}(U_l) \mathbb{E}(U_k) \\ &= \mathbb{E}_{\theta_0} \left[\frac{\pi_{lk}}{\pi_l \pi_k} \frac{g(X_l^*) g(X_k^*)}{\pi_l \pi_k} \right] - \mathbb{E}_{\theta_0} \left[\frac{g(X_l^*) g(X_k^*)}{\pi_l \pi_k} \right] \\ &= \mathbb{E}_{\theta_0} \left[\frac{g(X_l^*) g(X_k^*)}{\pi_l \pi_k} \left(\frac{\pi_{lk}}{\pi_l \pi_k} - 1 \right) \right]. \end{aligned}$$

Here, $\{U_N : N \geq 1\}$ satisfies the condition in Theorem B.2 with $r = 1$, *i.e.*

$$\text{Var}(T_N - T_M) \leq D(N - M) \quad (\text{A.12})$$

for all $N > M \geq 0$ and some constant D , where $T_N = \sum_{l=1}^N U_l$, $N \geq 1$ with $T_0 = 0$. The proof of (A.12) follows directly along the lines of proving (A.6) in Lemma A.1, using the finiteness of $\mathbb{E}_{\theta_0} |g(X^*)|^2$ along with conditions S1 – S3. Then as $N \rightarrow \infty$, by applying Theorem B.2, we have,

$$\frac{1}{N} \sum_{l=1}^N \pi_l^{-2} \delta_l g(X_l^*) \rightarrow \eta \quad a.s.[P_*], \quad (\text{A.13})$$

where $\eta = \lim_{N \rightarrow \infty} N^{-1} \sum_{l=1}^N \mathbb{E}_{\theta_0} [\pi_l^{-1} g(X_l^*)]$. The finiteness of η follows from condition S1. Combining (A.13) with condition S3 yields,

$$\frac{n}{N} \frac{1}{N} \sum_{l=1}^N \pi_l^{-2} \delta_l g(X_l^*) \rightarrow \xi \quad a.s.[P_*]. \quad (\text{A.14})$$

The proof follows by combining (A.11) and (A.14). \square

Lemma A.4. *Let (X_1, X_2, \dots, X_n) denote the sampled data and (w_1, w_2, \dots, w_n) be sampling weights. Let $W_n = \sum_{i=1}^n w_i$ and $\tilde{w}_{n,i} = nw_i/W_n$ denote the scaled sampling weights that add up to n . Let g be a real valued measurable function such that $\mathbb{E}_{\theta_0} |g(X^*)|^2 < \infty$, where $X^* \sim f_{\theta_0}$. Under regularity conditions S1 – S3, as $n \rightarrow \infty$,*

$$\frac{1}{n} \max_{1 \leq i \leq n} \tilde{w}_{n,i}^2 |g(X_i)| \rightarrow 0 \quad a.s.[P_*].$$

Proof. Observe that

$$\begin{aligned} \frac{1}{n} \max_{1 \leq i \leq n} \tilde{w}_{n,i}^2 |g(X_i)| &= \frac{n}{W_n^2} \max_{1 \leq i \leq n} w_i^2 |g(X_i)| \\ &= \frac{1}{\left(\frac{1}{N} \sum_{l=1}^N \pi_l^{-1} \delta_l\right)^2} \frac{n}{N} \frac{1}{N} \max_{1 \leq l \leq N} \pi_l^{-2} \delta_l |g(X_l^*)| \end{aligned}$$

Using (A.11) and condition S3, it suffices to prove that $N^{-1} \max_{1 \leq l \leq N} \pi_l^{-2} \delta_l |g(X_l^*)| \rightarrow 0$ a.s. $[P_*]$. The proof follows by defining $U_l = \pi_l^{-2} \delta_l g(X_l^*)$, and applying Corollary B.1 with (A.12) and (A.13). \square

Lemma A.5. *Let X_1, X_2, \dots denote the sampled data. Let g be a real valued measurable function such that $\mathbb{E}_{\theta_0} |g(X^*)|^2 < \infty$, where $X^* \sim f_{\theta_0}$. Let $\{Y_{n,i} : 1 \leq i \leq n, n \geq 1\}$ and $\{w_n; n \geq 1\}$ denote the triangular array of random variables and the sequence of weights as defined before. Under regularity conditions S1 – S3,*

$$\frac{1}{n} \sum_{i=1}^n Y_{n,i} g(X_i) \xrightarrow{c.p.} \mathbb{E}_{\theta_0} [g(X^*)] \quad a.s. [P_*].$$

Proof. Using Lemma A.1, we have

$$\begin{aligned} \frac{1}{W_n} \sum_{i=1}^n w_i g(X_i) &\rightarrow \mathbb{E}_{\theta_0} [g(X^*)] \quad a.s. [P_*], \\ \frac{1}{W_n} \sum_{i=1}^n w_i |g(X_i)| &\rightarrow \mathbb{E}_{\theta_0} |g(X^*)| < \infty \quad a.s. [P_*], \end{aligned}$$

and Lemma A.2 gives

$$\frac{1}{W_n} \max_{1 \leq i \leq n} w_i |g(X_i)| \rightarrow 0 \quad a.s. [P_*].$$

The proof follows by applying Theorem B.3, whose conditions are satisfied with $a_{n,i} = g(X_i)$ and $b_i = w_i$. \square

Next, we state some regularity conditions on the model that are needed to study the conditional consistency of the maximizers of the weighted likelihood function.

Regularity Conditions 1

Condition M1 (Identifiability). *For any $\theta_1 \neq \theta_2$, both in Θ , there exists a measurable set A such that $P_{\theta_1}(A) \neq P_{\theta_2}(A)$.*

Condition M2. *For the true density f_{θ_0} and another density f_{θ_1} in the model,*

$$(a) \phi = \int \log \left(\frac{f_{\theta_1}(x)}{f_{\theta_0}(x)} \right) f_{\theta_0}(x) d\mu(x) > -\infty, \quad (b) \int \left| \log \left(\frac{f_{\theta_1}(x)}{f_{\theta_0}(x)} \right) \right|^2 f_{\theta_0}(x) d\mu(x) < \infty.$$

The following theorem is an analog of Theorem 4 of Newton (1991). It establishes that, conditioned on the data, the weighted likelihood function converges to its maximum at the

true parameter value. In this and the subsequent theorems, we will adhere closely to the proof techniques outlined in Chapter 3 of [Newton \(1991\)](#).

Theorem A.1. *Let $\theta_1 (\neq \theta_0) \in \Theta$. Let $E_n \in \mathcal{A}_2$ be defined by*

$$E_n(\omega_1) = \left\{ \omega_2 \in \Omega_2 : \tilde{L}_n(\theta_0) > \tilde{L}_n(\theta_1) \right\}, \quad \text{for } \omega_1 \in \Omega_1.$$

Under conditions [M1](#) – [M2](#) on the model and conditions [S1](#) – [S3](#) on the survey design, as $n \rightarrow \infty$, $P(E_n \mid \mathbf{X}_n, \mathbf{w}_n) \rightarrow 1$ a.s. $[P_]$.*

Proof. $E_n(\omega_1) \in \mathcal{A}_2$, since the weighted likelihood is a measurable function. Also, $\tilde{L}_n(\theta_0) > 0$ with P_1 probability one (for a fixed set of weights). Thus,

$$E_n(\omega_1) = \left\{ \omega_2 \in \Omega_2 : \sum_{i=1}^n g_{n,i} \log f_{\theta_0}(X_i) > \sum_{i=1}^n g_{n,i} \log f_{\theta_1}(X_i) \right\},$$

where the right hand side (RHS) may equal $-\infty$, but not the left hand side (LHS), with P_1 probability 1. Recall that $g_{n,i} = Y_{n,i} / \sum_{j=1}^n Y_{n,j}$ and note that

$$E_n(\omega_1) = \left\{ \omega_2 \in \Omega_2 : n^{-1} \sum_{i=1}^n Y_{n,i} g(X_i) < 0 \right\},$$

where $g(X_i) := \log(f_{\theta_1}(X_i)/f_{\theta_0}(X_i))$. Suppose $X^* \sim f_{\theta_0}$. By Jensen's inequality,

$$\phi = \mathbb{E}_{\theta_0}[g(X^*)] \leq \log \mathbb{E}_{\theta_0} \left[\frac{f_{\theta_1}(X)}{f_{\theta_0}(X)} \right] = 0,$$

where $\phi (> -\infty)$ is as defined in condition [M2\(a\)](#). Condition [M1](#) ensures that the inequality is strict. The proof follows by observing that

$$\frac{1}{W_n} \sum_{i=1}^n w_i g(X_i) \xrightarrow{a.s.} \phi, \tag{A.15}$$

which follows by condition [M2\(b\)](#) and applying Lemma [A.1](#). Using [\(A.15\)](#) and Lemma [A.5](#), we have

$$\frac{1}{n} \sum_{i=1}^n Y_{n,i} V_i \xrightarrow{c.p.} \phi (< 0) \quad \text{a.s.}[P_*],$$

which completes the proof. □

If Θ is finite, then Theorem [A.1](#) directly implies that a sequence of maximizers of the weighted likelihood exists, is conditionally consistent and is unique (see Corollary 1 of [Newton \(1991\)](#)). The next set of conditions are required to establish the conditional consistency result to a more general class of models.

Regularity Conditions 2

Condition M3. $\Theta \in \mathbb{R}^K$ contains an open ball B containing θ_0 .

Condition M4. For each $\theta \in B$, all the first partial derivatives of $\log f_\theta(x)$ with respect to the components of θ exist and are continuous for almost all x .

Note that if $\tilde{\theta}$ (a maximizer of the weighted likelihood, \tilde{L}_n) is not on the boundary of Θ and if the log weighted likelihood is differentiable (condition M4), then $\tilde{\theta}$ must be a root of the weighted likelihood equations, $\frac{\partial}{\partial \theta_k} \log \tilde{L}_n(\theta) = 0$, for each k .

A.2 Score and Information corresponding to the Weighted Likelihood

Before proceeding to prove the result on conditional consistency of a sequence of roots of the weighted likelihood equations, we shall define and study properties of the weighted score and information functions. Define the vector of first partial derivatives and matrix of second partial derivatives (when they exist) of $\log f_\theta(X_i)$ as

$$\begin{aligned}\psi_i(\theta) &= \frac{\partial}{\partial \theta} \log f_\theta(X_i) \in \mathbb{R}^K, \\ \psi'_i(\theta) &= \frac{\partial^2}{\partial \theta \partial \theta^\top} \log f_\theta(X_i) \in \mathbb{R}^{K \times K}.\end{aligned}$$

We define a weighted score function and a weighted information matrix corresponding to our weighted likelihood, $\tilde{L}_n(\theta) = \prod_{i=1}^n f_\theta(X_i)^{g_{n,i}}$, as follows

$$\tilde{S}_n(\theta) = \sum_{i=1}^n g_{n,i} \psi_i(\theta), \quad \tilde{J}_n(\theta) = - \sum_{i=1}^n g_{n,i} \psi'_i(\theta).$$

Recall that the powered likelihood *i.e.* the likelihood raised to the power of the scaled sampling weights is given by

$$L_{w,n}(\theta) = \prod_{i=1}^n f_\theta(X_i)^{\tilde{w}_{n,i}} = \prod_{i=1}^n f_\theta(X_i)^{nw_i/W_n}.$$

The score and information functions corresponding to the powered likelihood are given by

$$S_{w,n}(\theta) = \frac{1}{W_n} \sum_{i=1}^n w_i \psi_i(\theta), \quad J_{w,n}(\theta) = - \frac{1}{W_n} \sum_{i=1}^n w_i \psi'_i(\theta).$$

We further define the following,

$$\begin{aligned}I_{w,n}(\theta) &= \frac{1}{n} \sum_{i=1}^n \tilde{w}_{n,i}^2 \psi_i(\theta) \psi_i(\theta)^\top, \\ J(\theta) &= - \mathbb{E}_{\theta_0} \left[\frac{\partial^2}{\partial \theta \partial \theta^\top} \log f_\theta(X) \right], \quad X^* \sim f_{\theta_0}, \\ \text{and} \quad I_w(\theta) &= \lim_{n, N \rightarrow \infty} \frac{n}{N} \mathbb{E}_{\theta_0} \left[\frac{1}{N} \sum_{l=1}^N \frac{1}{\pi_l} \left(\frac{\partial}{\partial \theta} \log f_\theta(X_l^*) \right) \left(\frac{\partial}{\partial \theta} \log f_\theta(X_l^*) \right)^\top \right].\end{aligned}$$

To study the weighted score and information functions, we require some smoothness conditions on the model.

Regularity Conditions 3

Condition M5. All second partial derivatives of $\log f_\theta(x)$ with respect to the components of θ exist and are continuous for $\theta \in B$ at almost all x .

Condition M6. For $1 \leq j, k \leq K$, there exists functions $G_j(x)$, $G_{jk}(x)$ and $H_{jk}(x)$, possibly depending on θ_0 and B , such that for all $\theta \in B$, the following relations hold for almost all x :

$$\begin{aligned} (a) \quad & \left| \frac{\partial \log f_\theta(x)}{\partial \theta_j} \right| \leq G_j(x) \quad \text{with} \quad \mathbb{E}_{\theta_0}[G_j(X^*)^4] < \infty, \\ (b) \quad & \left| \frac{\partial^2 \log f_\theta(x)}{\partial \theta_j \partial \theta_k} \right| \leq G_{jk}(x) \quad \text{with} \quad \mathbb{E}_{\theta_0}[G_{jk}(X^*)^2] < \infty, \\ (c) \quad & \left| \frac{\partial \log f_\theta(x)}{\partial \theta_j} \cdot \frac{\partial \log f_\theta(x)}{\partial \theta_k} \right| \leq H_{jk}(x) \quad \text{with} \quad \mathbb{E}_{\theta_0}[H_{jk}(X^*)^2] < \infty. \end{aligned}$$

Condition M7. $I_w(\theta)$ and $J(\theta)$ are positive definite for $\theta \in B$, and all of their elements are finite.

The set B in conditions **M5** and **M6** is the same one of the conditions **M3** and **M4**. Note that the continuity of $J(\theta)$ in B follows from conditions **M5** and **M6(b)**. Using condition **M6(b)**, we have $\mathbb{E}_{\theta_0} \left| [\psi'_i(\theta_0)]_{jk} \right|^2 < \infty$ for each j, k , and hence, by Lemma **A.1**, it follows directly that

$$J_{w,n}(\theta_0) \xrightarrow{a.s.} J(\theta_0). \quad (\text{A.16})$$

Conditions **M6(a)** and **M6(c)** ensure that $\mathbb{E}_{\theta_0} \left| [\psi_i(\theta_0)\psi_i(\theta_0)^\top]_{jk} \right|^2 < \infty$ for each j, k , and using Lemma **A.3**, we have

$$I_{w,n}(\theta_0) \xrightarrow{a.s.} I_w(\theta_0). \quad (\text{A.17})$$

We now proceed to prove some properties of the weighted score and information functions.

Lemma A.6. Under conditions **M1** – **M4** and **M6(a)** on the model \mathcal{P}_θ and conditions **S1** – **S3** on the survey design \mathcal{P}_Π , then as $n \rightarrow \infty$,

$$\|\tilde{S}_n(\theta_0)\| \xrightarrow{c.p.} 0 \quad a.s.[P_*].$$

Proof. Letting $\bar{Y}_n = n^{-1} \sum_{i=1}^n Y_{n,i}$, we begin with the definition of the weighted score.

$$\|\tilde{S}_n(\theta_0)\|^2 = \frac{1}{\bar{Y}_n^2} \left\| \frac{1}{n} \sum_{i=1}^n Y_{n,i} \psi_i(\theta_0) \right\|^2, = \frac{1}{\bar{Y}_n^2} \sum_{k=1}^K \left(\frac{1}{n} \sum_{i=1}^n Y_{n,i} [\psi_i(\theta_0)]_k \right)^2$$

Observe that by choosing $g(x) = 1$ for all $x \in \mathbb{R}$, in Lemma **A.5**, we have

$$\bar{Y}_n \xrightarrow{c.p.} 1 \quad a.s.[P_*]. \quad (\text{A.18})$$

Therefore by Lemma B.1 it suffices to prove that for any $k = 1 \leq k \leq K$,

$$\frac{1}{n} \sum_{i=1}^n Y_{n,i} [\psi_i(\theta_0)]_k \xrightarrow{c.p.} 0 \quad a.s.[P_*]. \quad (\text{A.19})$$

By condition M6(a), $\mathbb{E}_{\theta_0} |[\psi_i(\theta_0)]_k|^2 < \infty$ and $\mathbb{E}_{\theta_0} [\psi_i(\theta_0)]_k = 0$. Thus, (A.19) follows by applying Lemma A.5 with $g(X_i) = [\psi_i(\theta_0)]_k$. \square

The next three lemmas state properties of the weighted information function.

Lemma A.7. *Under conditions M1 – M5 and M6(b) on the model and conditions S1 – S3 on the survey design, as $n \rightarrow \infty$,*

$$\|\tilde{J}_n(\theta) - J(\theta)\| \xrightarrow{c.p.} 0 \quad a.s.[P_*]. \quad (\text{A.20})$$

Moreover, if the sample information function corresponding to the powered likelihood $J_{w,n}(\theta)$ converges a.s. $[P_*]$ to $J(\theta)$ uniformly in $\theta \in B$, then the convergence in (A.20) is also uniform in θ for $\theta \in B$.

Proof. By Lemma B.2, it suffices to show that for all u, v ,

$$P\left(\left|[\tilde{J}_n(\theta)]_{uv} - [J(\theta)]_{uv}\right| < \epsilon \mid \mathbf{X}_n\right) \rightarrow 1 \quad a.s.[P_*]. \quad (\text{A.21})$$

The $(u, v)^{\text{th}}$ element of $\tilde{J}_n(\theta)$ is:

$$[\tilde{J}_n(\theta)]_{uv} = - \sum_{i=1}^n g_{n,i} [\psi'_i(\theta)]_{uv} = - \frac{1}{n\bar{Y}_n} \sum_{i=1}^n Y_{n,i} [\psi'_i(\theta)]_{uv}$$

The corresponding element of $J(\theta)$ is: $[J(\theta)]_{uv} = -\mathbb{E}_{\theta_0} \left[\frac{\partial^2}{\partial \theta_u \partial \theta_v} \log f_{\theta}(X) \right]$, where $X^* \sim f_{\theta_0}$. Condition M6(b) ensures that $\mathbb{E} |[\psi'_i(\theta)]_{uv}|^2 < \infty$. So applying Lemma A.5 with $g(X_i) = [\psi'_i(\theta)]_{uv}$, we have

$$\frac{1}{n} \sum_{i=1}^n Y_{n,i} [\psi'_i(\theta)]_{uv} \xrightarrow{c.p.} [J(\theta)]_{uv} \quad a.s.[P_*] \quad (\text{A.22})$$

The proof of (A.21) follows by combining (A.22) and (A.18). The uniform convergence in (A.20) follows by proving uniform convergence in (A.22). To that end, let $s_i(\theta) := -[\psi'_i(\theta)]_{uv}$ and $\epsilon > 0$ be given. Applying Markov's inequality, we have

$$\begin{aligned} P\left(\left|\frac{1}{n} \sum_{i=1}^n Y_{n,i} s_i(\theta) - [J(\theta)]_{uv}\right| > \epsilon \mid \mathbf{X}_n, \mathbf{w}_n\right) &\leq \frac{1}{\epsilon^2} \mathbb{E} \left(\left[\frac{1}{n} \sum_{i=1}^n Y_{n,i} s_i(\theta) - [J(\theta)]_{uv} \right]^2 \mid \mathbf{X}_n \right) \\ &= \frac{1}{\epsilon^2} \mathbb{E} \left(\left[\frac{1}{n} \sum_{i=1}^n Y_{n,i} s_i(\theta) - [J_{w,n}(\theta)]_{uv} + [J_{w,n}(\theta)]_{uv} - [J(\theta)]_{uv} \right]^2 \mid \mathbf{X}_n \right) \end{aligned}$$

$$\begin{aligned}
&= \frac{1}{n^2 \epsilon^2} \sum_{i=1}^n s_i(\theta)^2 \text{Var}(Y_{n,i}) + \frac{1}{\epsilon^2} ([J_{w,n}(\theta)]_{uv} - [J(\theta)]_{uv})^2 \\
&= \frac{1}{\epsilon^2 W_n^2} \sum_{i=1}^n w_i^2 s_i(\theta)^2 + \frac{1}{\epsilon^2} ([J_{w,n}(\theta)]_{uv} - [J(\theta)]_{uv})^2
\end{aligned}$$

The second term converges uniformly in θ to 0 *a.s.* $[P_*]$, by assumption. The first term converges to 0 *a.s.* $[P_*]$ by using condition **M6**(b) and observing that

$$\begin{aligned}
\frac{1}{\epsilon^2 W_n^2} \sum_{i=1}^n w_i^2 s_i(\theta)^2 &\leq \frac{1}{W_n^2} \sum_{i=1}^n w_i^2 [G_{uv}(X_i)]^2 \\
&\leq \left(\frac{1}{W_n} \max_{1 \leq i \leq n} w_i G_{uv}(X_i) \right) \left(\frac{1}{\epsilon^2 W_n} \sum_{i=1}^n w_i G_{uv}(X_i) \right) \rightarrow 0 \quad \text{a.s.}[P_*],
\end{aligned}$$

which follows since the second factor remains finite by Lemma **A.1** and the first factor converges to 0 *a.s.* $[P_*]$ by Lemma **A.2**. \square

A final set of regularity conditions is needed for conditional consistency and conditional asymptotic normality.

Regularity Conditions 4

Condition M8. All third partial derivatives of $\log f_\theta(x)$ with respect to the components of θ exist and are continuous for $\theta \in B$ at almost all x .

Condition M9. For $1 \leq j, k, l \leq K$, there exists a function $G_{jkl}(x)$ such that for all $\theta \in B$,

$$\left| \frac{\partial^3 \log f_\theta(x)}{\partial \theta_j \partial \theta_k \partial \theta_l} \right| \leq G_{jkl}(x) \quad \text{with} \quad \mathbb{E}_{\theta_0}[G_{jkl}(X^*)^2] < \infty.$$

Condition M10. For $1 \leq j, k, l \leq K$, there exists a function $F_{jkl}(x)$ such that for all $\theta \in B$,

$$\left| \frac{\partial \log f_\theta(x)}{\partial \theta_j} \cdot \frac{\partial^2 \log f_\theta(x)}{\partial \theta_k \partial \theta_l} \right| \leq F_{jkl}(x) \quad \text{with} \quad \mathbb{E}_{\theta_0}[F_{jkl}(X^*)^2] < \infty.$$

The following lemma is similar to Lemma **A.7**, but differs in that the point at which the weighted likelihood is evaluated can vary with n .

Lemma A.8. If $\hat{\theta}_n$ is a strongly consistent estimator of θ_0 and if conditions **M1** – **M9** hold on the model and conditions **S1** – **S3** hold on the survey design, then for all $\epsilon > 0$, as $n \rightarrow \infty$,

$$P \left(\left| [\tilde{J}_n(\hat{\theta}_n)] - [J(\theta_0)] \right| > \epsilon \mid \mathbf{X}_n, \mathbf{w}_n \right) \rightarrow 0 \quad \text{a.s.}[P_*].$$

Proof. Let $R = \tilde{J}_n(\hat{\theta}_n) - J(\theta_0)$. By Lemma **B.2**, it suffices to show that for each $1 \leq j, k \leq K$,

$$P \left(|[R]_{jk}| > \epsilon \mid \mathbf{X}_n, \mathbf{w}_n \right) \rightarrow 0 \quad \text{a.s.}[P_*]. \quad (\text{A.23})$$

By definition, the components of R have the following form

$$[R]_{jk} = -\frac{1}{n\bar{Y}_n} \sum_{i=1}^n Y_{n,i} [\psi'_i(\hat{\theta}_n)]_{jk} + [J(\theta_0)]_{jk}$$

Since $\bar{Y}_n \xrightarrow{c.p.} 1$ a.s. $[P_*]$, therefore if we can show that as $n \rightarrow \infty$,

$$\frac{1}{W_n} \sum_{i=1}^n w_i |[\psi'_i(\hat{\theta}_n)]_{jk}| \rightarrow c, \quad 0 < c < \infty, \quad (\text{A.24})$$

$$\frac{1}{W_n} \sum_{i=1}^n w_i [\psi'_i(\hat{\theta}_n)]_{jk} \rightarrow -[J(\theta_0)]_{jk}, \quad (\text{A.25})$$

$$\frac{1}{W_n} \max_{1 \leq i \leq n} w_i |[\psi'_i(\hat{\theta}_n)]_{jk}| \rightarrow 0, \quad (\text{A.26})$$

then (A.23) follows by applying Theorem B.3. To prove them, consider the following Taylor expansion of $[\psi'_i(\hat{\theta}_n)]_{jk}$ about θ_0 evaluated at $\hat{\theta}_n$. Let $g_i(\theta) = [\psi'_i(\theta)]_{jk}$.

$$g_i(\hat{\theta}_n) = g_i(\theta_0) + g'_i(\hat{\theta}_n, \theta_0)(\hat{\theta}_n - \theta_0)$$

where $g'_i(\hat{\theta}_n, \theta_0)$ denotes the vector of partial derivatives of $g_i(\theta)$ evaluated at some point θ_i^* on the line between $\hat{\theta}_n$ and θ_0 . The expansion is well defined by the differentiability conditions M4, M5 and M8.

Considering the points $\omega_1 \in \Omega_1$ where $\hat{\theta}_n$ converges to θ_0 , we can find $N_1(\omega_1)$ such that for all $n > N_1(\omega_1)$, for all $1 \leq k \leq K$, $|[\hat{\theta}_n(\omega_1)]_k - [\theta_0]_k| < \delta$ for some $\delta > 0$, so that each third order partial derivative of the log-likelihood at θ^* can be bounded by a random variable with finite second moments (condition M9). To prove (A.24), note that for $n > N_1(\omega_1)$,

$$\begin{aligned} \frac{1}{W_n} \sum_{i=1}^n w_i |g_i(\hat{\theta}_n)| &= \frac{1}{W_n} \sum_{i=1}^n w_i |g_i(\theta_0)| + \frac{1}{W_n} \sum_{i=1}^n w_i |g'_i(\hat{\theta}_n, \theta_0)(\hat{\theta}_n - \theta_0)| \\ &\leq \frac{1}{W_n} \sum_{i=1}^n w_i |g_i(\theta_0)| + \frac{1}{W_n} \sum_{i=1}^n w_i \left(\sum_{l=1}^K G_{jkl}(X_i) \delta \right) \\ &= \frac{1}{W_n} \sum_{i=1}^n w_i |g_i(\theta_0)| + \frac{\delta}{W_n} \sum_{i=1}^n w_i \bar{G}_{jk}(X_i) \end{aligned}$$

where $\bar{G}_{jk}(x) = \sum_{l=1}^K G_{jkl}(x)$. As $\mathbb{E}[\bar{G}_{jk}(X^*)^2] < \infty$ (by condition M9), $\mathbb{E}|g_i(\theta_0)|^2 < \infty$ (by condition M6(b)) and δ is arbitrarily small, (A.24) follows by Lemma A.1. (A.25) follows from Lemma A.1 as well by condition M6(b) and by noting that for large enough n ,

$$\left| \frac{1}{W_n} \sum_{i=1}^n w_i g_i(\hat{\theta}_n) - \frac{1}{W_n} \sum_{i=1}^n w_i g_i(\theta_0) \right| \leq \frac{\delta}{W_n} \sum_{i=1}^n w_i \bar{G}_{jk}(X_i).$$

Finally, (A.26) follows by noting that

$$\frac{1}{W_n} \max_{1 \leq i \leq n} w_i |g_i(\hat{\theta}_n)| \leq \frac{1}{W_n} \max_{1 \leq i \leq n} w_i |g_i(\theta_0)| + \frac{\delta}{W_n} \max_{1 \leq i \leq n} w_i F_{jk}(X_i)$$

for large enough n , $a.s.[P_*]$. The maxima on the RHS converge to 0 $a.s.[P_*]$, by Lemma A.2. \square

The next lemma gives conditions under which the weighted information matrix is positive definite with high conditional probability.

Lemma A.9. *Let $u \in \mathbb{R}^K$ be given with $u \neq 0$. If conditions M1 – M7 hold on the model and conditions S1 – S3 hold on the survey design, then uniformly in u , as $n \rightarrow \infty$,*

$$P\left(u^\top \tilde{J}_n(\theta_0)u > 0 \mid \mathbf{X}_n, \mathbf{w}_n\right) \rightarrow 1 \quad a.s.[P_*]. \quad (\text{A.27})$$

If conditions M8 and M9 also hold on the model, then for any strongly consistent estimator $\hat{\theta}_n$,

$$P\left(u^\top \tilde{J}_n(\hat{\theta}_n)u > 0 \mid \mathbf{X}_n, \mathbf{w}_n\right) \rightarrow 1 \quad a.s.[P_*], \quad (\text{A.28})$$

also uniformly in u .

Proof. To prove (A.27), let $\epsilon > 0$ and $u (\neq 0) \in \mathbb{R}^K$ be given. Suppose that for almost every $\omega_1 \in \Omega_1$, we can find $N_1(\epsilon, \omega_1)$ not depending on u such that for all $n > N_1(\epsilon, \omega_1)$,

$$P\left(\frac{u^\top \tilde{J}_n(\theta_0)u}{u^\top u} > 0 \mid \mathbf{X}_n(\omega_1)\right) > 1 - \epsilon.$$

If this holds, then (A.27) holds. So it suffices to prove (A.27) for vectors u such that $u^\top u = 1$. For u having unit norm, we have

$$u^\top \tilde{J}_n(\theta_0)u = u^\top J(\theta_0)u + u^\top Ru \quad (\text{A.29})$$

where $R = \tilde{J}_n(\theta_0) - J(\theta_0)$. The proof follows by showing that the first term in (A.29) is bounded below by the smallest eigenvalue of $J(\theta_0)$ and the second term can be made arbitrarily small uniformly in u with high conditional probability.

Consider the spectral decomposition of $J(\theta_0) = \Gamma \Lambda \Gamma^\top$, where Γ is an orthogonal matrix and Λ is the diagonal matrix of eigen values of $J(\theta_0)$. Since $J(\theta_0)$ is positive definite (by condition M7), its smallest eigen value $\lambda_1 > 0$. Now, observe that

$$\begin{aligned} u^\top J(\theta_0)u &= u^\top (\Gamma \Lambda \Gamma^\top)u = s^\top \Lambda s, & s &= \Gamma^\top u, \quad s^\top s = 1 \\ &= \lambda_1 \sum_{k=1}^K s_k^2 \frac{\lambda_k}{\lambda_1} \geq \lambda_1 \sum_{k=1}^K s_k^2 = \lambda_1. \end{aligned}$$

Finally, we shall show that with conditional probability larger than $1 - \epsilon$, $|u^\top Ru| < \lambda_1$ for large

n , uniformly in u . Note that

$$\begin{aligned} |u^\top Ru| &\leq \sum_r \sum_s |u_r| |u_s| |R_{rs}| \leq \sum_r \sum_s |R_{rs}| \\ &\leq K^2 \max_{1 \leq r, s \leq K} |R_{rs}| = K^2 M_R, \end{aligned}$$

where $M_R := \max_{1 \leq r, s \leq K} |R_{rs}| < \infty$. Then, $|u^\top Ru| < \lambda_1$ if $M_R < \frac{\lambda_1}{K^2}$, i.e. if $|R_{rs}| < \lambda_1/K^2$ for all $1 \leq r, s \leq K$, for large enough n . By Lemma A.7, for each r, s , $|R_{rs}| \xrightarrow{c.p.} 0$ a.s. $[P_*]$, and hence we conclude the proof of (A.27). The proof of (A.28) follows by the exact same argument as (A.27) but with $R = \tilde{J}_n(\hat{\theta}_n) - J(\theta_0)$. In this case as well, for each r, s , $|R_{rs}| \xrightarrow{c.p.} 0$ a.s. $[P_*]$ by Lemma A.8. \square

A.3 Conditional Consistency

In the following, we shall prove Theorem 1 which is our main theorem on conditional consistency of a sequence of roots of the weighted likelihood function.

Theorem 1 (Conditional Consistency). *Under conditions S1 – S3 on the class of sampling designs \mathcal{P}_Π and regularity conditions M1 – M7 on the model \mathcal{P}_Θ , there exists a conditionally consistent estimator $\check{\theta}_n$ of θ_0 such that*

$$P\left(\tilde{S}_n(\check{\theta}_n) = 0 \mid \mathbf{X}_n, \mathbf{w}_n\right) \rightarrow 1 \quad \text{a.s.}[P_*]. \quad (\text{A.30})$$

Moreover this sequence is essentially unique in the following sense: If $\bar{\theta}_n$ satisfies (A.30), and is conditionally consistent, then

$$P\left(\bar{\theta}_n = \check{\theta}_n \mid \mathbf{X}_n, \mathbf{w}_n\right) \rightarrow 1 \quad \text{a.s.}[P_*]. \quad (\text{A.31})$$

Proof. The proof closely follows that of Theorem 6 of Newton (1991) and is included here in full for completeness. **Key ideas** of the proof are the following:

1. Find a neighborhood U_δ of θ_0 such that $\tilde{S}_n(\theta)$ is one-to-one from U_δ onto $\tilde{S}_n(U_\delta)$.
2. The image set $\tilde{S}_n(U_\delta)$ contains 0 with high conditional probability. On this image set, $\tilde{S}_n^{-1}(\cdot)$ is well defined, so $\tilde{S}_n^{-1}(0) = \check{\theta}_n$ is a root of the weighted likelihood equation and is close to θ_0 .

To make this more precise, define $\alpha = (4\|J(\theta_0)^{-1}\|)^{-1}$ using condition M7. By conditions M5 and M6(b), it follows that $J(\theta)$ is continuous on B . Thus, there exists $\delta > 0$ sufficiently small such that

$$\|J(\theta) - J(\theta_0)\| < \frac{\alpha}{3} \quad \text{whenever} \quad \theta \in U_\delta \subset B,$$

where $U_\delta = \{\theta : \|\theta - \theta_0\| < \delta\}$. Let $C_n(\omega_1) \subset \Omega_2$ be the set where

$$\|\tilde{J}_n(\theta) - J(\theta)\| < \frac{\alpha}{3} \quad \text{for all } \theta \in U_\delta.$$

By Lemma A.7, it follows that $P(C_n \mid \mathbf{X}_n, \mathbf{w}_n) \rightarrow 1 \text{ a.s.}[P_*]$. Next, let $D_n(\omega_1) \subset \Omega_2$ be the set where $\tilde{J}_n(\theta_0)$ is invertible. On $D_n(\omega_1)$, define $\alpha_n = \left(\|\tilde{J}_n(\theta_0)^{-1}\|\right)^{-1}$. By Lemma A.9, we have $P(D_n \mid \mathbf{X}_n, \mathbf{w}_n) \rightarrow 1 \text{ a.s.}[P_*]$. We need to show that $\alpha_n \xrightarrow{c.p.} \alpha \text{ a.s.}[P_*]$. To that end, observe that Lemma A.7 implies $\tilde{J}_n(\theta_0) \xrightarrow{c.p.} J(\theta_0) \text{ a.s.}[P_*]$, and Lemma A.9 implies that $\tilde{J}_n(\theta_0)$ is invertible with high conditional probability $\text{a.s.}[P_*]$. By continuity of matrix inversion,

$$\tilde{J}_n(\theta_0)^{-1} \xrightarrow{c.p.} J(\theta_0)^{-1} \quad \text{a.s.}[P_*],$$

which implies that $\|\tilde{J}_n(\theta_0)^{-1}\| \xrightarrow{c.p.} \|J(\theta_0)^{-1}\| \text{ a.s.}[P_*]$, and hence $\alpha_n \xrightarrow{c.p.} \alpha, \text{ a.s.}[P_*]$.

Further, let $E_n(\omega_1) \subset (C_n(\omega_1) \cap D_n(\omega_1))$ where $|\alpha_n - \alpha| < \alpha/2$. Noting that $P(E_n \mid \mathbf{X}_n, \mathbf{w}_n) \rightarrow 1 \text{ a.s.}[P_*]$, we apply triangle inequality on the set E_n for $\theta \in U_\delta$,

$$\begin{aligned} \|\tilde{J}_n(\theta) - \tilde{J}_n(\theta_0)\| &= \|\tilde{J}_n(\theta) - J(\theta) + J(\theta) - J(\theta_0) + J(\theta_0) - \tilde{J}_n(\theta_0)\| \\ &\leq \|\tilde{J}_n(\theta) - J(\theta)\| + \|J(\theta) - J(\theta_0)\| + \|J(\theta_0) - \tilde{J}_n(\theta_0)\| \\ &< \frac{\alpha}{3} + \frac{\alpha}{3} + \frac{\alpha}{3} = \alpha \leq 2\alpha_n \end{aligned}$$

Thus, the conditions for applying Theorem B.4 to $\tilde{S}_n(\theta)$ are satisfied on $E_n(\omega_1) \text{ a.s.}[P_*]$. The weighted score function is continuously differentiable on B and has a matrix of derivatives which is invertible at $\theta_0 \in B$. The Inverse Function Theorem implies that on $E_n(\omega_1)$, $\text{a.s.}[P_*]$,

$$(a) \text{ For every } \theta_1, \theta_2 \in U_\delta, \|\tilde{S}_n(\theta_1) - \tilde{S}_n(\theta_2)\| \geq 2\alpha_n \|\theta_1 - \theta_2\|.$$

$$(b) \text{ The image set } \tilde{S}_n(U_\delta) = \{s \in \mathbb{R}^K : \tilde{S}_n(\theta) = s, \theta \in U_\delta\} \text{ contains the open ball of radius } \alpha_n \delta \text{ centered at } \tilde{S}_n(\theta_0).$$

(a) ensures that on E_n , $\text{a.s.}[P_*]$, the weighted score $\tilde{S}_n(\theta)$ is a one-to-one function from U_δ onto the image set $\tilde{S}_n(U_\delta)$ and so the inverse function $\tilde{S}_n^{-1}(\cdot)$ mapping $\tilde{S}_n(U_\delta)$ onto U_δ is well-defined. Further, since $|\alpha_n - \alpha| < \alpha/2$ on $E_n(\omega_1)$, $\text{a.s.}[P_*]$, (b) implies the following,

$$(b^*) \text{ The image set } \tilde{S}_n(U_\delta) \text{ contains the open ball of radius } \alpha\delta/2 \text{ centered at } \tilde{S}_n(\theta_0).$$

Let $E'_n(\omega_1) \subset E_n(\omega_1)$ where $\|\tilde{S}_n(\theta_0)\| < \alpha\delta/2$. By Lemma A.6, $\tilde{S}_n(\theta_0) \xrightarrow{c.p.} 0 \text{ a.s.}[P_*]$, which implies that $P(E'_n \mid \mathbf{X}_n, \mathbf{w}_n) \rightarrow 1 \text{ a.s.}[P_*]$. On $E'_n(\omega_1)$, $0 \in \tilde{S}_n(U_\delta) \text{ a.s.}[P_*]$. Let $N_1 \subset \Omega_1$ be the set of data sequences where all the previous convergences fail. Define

$$\check{\theta}_n = \begin{cases} \tilde{S}_n^{-1}(0) & \text{if } \omega_1 \in N_1^c \text{ and } \omega_2 \in E'_n(\omega_1), \\ \text{arbitrary} & \text{otherwise.} \end{cases}$$

Clearly, $\{\check{\theta}_n\}$ forms a sequence of roots of the weighted likelihood equation such that $P(\check{S}_n(\check{\theta}_n) = 0 \mid \mathbf{X}_n, \mathbf{w}_n) \rightarrow 1 \text{ a.s.}[P_*]$, which establishes (A.30). Also, since $\delta > 0$ is arbitrarily small, this sequence of roots is conditionally consistent,

$$P(|\check{\theta}_n - \theta_0| < \delta \mid \mathbf{X}_n, \mathbf{w}_n) \geq P(E'_n \mid \mathbf{X}_n, \mathbf{w}_n) \rightarrow 1 \text{ a.s.}[P_*].$$

One-to-oneness of $\check{S}_n(\cdot)$ on U_δ establishes (A.31) and completes our proof. \square

A.4 Conditional Asymptotic Normality

Before stating our result on conditional asymptotic normality, we first establish the following lemma, which plays a critical role in achieving the final result.

Lemma A.10. *Let z be a unit vector in \mathbb{R}^K , and let $a_{n,i} = \sum_{k=1}^K z_k [\psi_i(\hat{\theta}_n)]_k = z^\top \psi_i(\hat{\theta}_n)$ for a strongly consistent estimator $\hat{\theta}_n$. Under conditions S1 – S3 on the survey design and conditions M1 – M8 and M10 on the model,*

$$\frac{1}{n} \sum_{i=1}^n \tilde{w}_{n,i}^2 a_{n,i}^2 \rightarrow z^\top I_w(\theta_0) z \text{ a.s.}[P_*], \quad (\text{A.32})$$

$$\frac{1}{n} \max_{1 \leq i \leq n} \tilde{w}_{n,i}^2 a_{n,i}^2 \rightarrow 0 \text{ a.s.}[P_*]. \quad (\text{A.33})$$

Proof. Define $\tilde{a}_{n,i} = \tilde{w}_{n,i} a_{n,i}$ and $h_i(\theta) = \{\tilde{w}_{n,i} z^\top \psi_i(\theta)\}^2$. Note that $\tilde{a}_{n,i}^2 = h_i(\hat{\theta}_n)$. By differentiability conditions M4, M5, and M8, we consider a second order Taylor series expansion of each $h_i(\theta)$ about θ_0 evaluated at $\hat{\theta}_n$,

$$\tilde{a}_{n,i}^2 = h_i(\theta_0) + [h'_i(\theta_0, \hat{\theta}_n)]^\top (\hat{\theta}_n - \theta_0) \quad (\text{A.34})$$

where $h'_i(\hat{\theta}_n, \theta_0)$ denotes the vector of partial derivatives of $h_i(\theta)$ evaluated at some point θ_i^* on the line between $\hat{\theta}_n$ and θ_0 . By taking an average over $i = 1, 2, \dots, n$,

$$\frac{1}{n} \sum_{i=1}^n \tilde{a}_{n,i}^2 = \frac{1}{n} \sum_{i=1}^n h_i(\theta_0) + R_n, \quad (\text{A.35})$$

where R_n is the average of the remainder terms from (A.34). Writing the first term of (A.35) explicitly,

$$\frac{1}{n} \sum_{i=1}^n h_i(\theta_0) = \frac{1}{n} \sum_{i=1}^n \tilde{w}_{n,i}^2 z^\top \psi_i(\theta_0) \psi_i(\theta_0)^\top z = z^\top I_{w,n}(\theta_0) z.$$

From (A.17), we have

$$\frac{1}{n} \sum_{i=1}^n h_i(\theta_0) \rightarrow z^\top I_w(\theta_0) z \text{ a.s.}[P_*]. \quad (\text{A.36})$$

Thus, it suffices to prove that $R_n \rightarrow 0$ a.s. $[P_*]$ to get (A.32). To that end, note that

$$[h'_i(\theta_0, \hat{\theta}_n)]_u = 2 \sum_{j=1}^K \sum_{k=1}^K \tilde{w}_{n,i}^2 z_j z_k \frac{\partial \log f_\theta(X_i)}{\partial \theta_j} \frac{\partial^2 \log f_\theta(X_i)}{\partial \theta_u \partial \theta_k}, \quad (\text{A.37})$$

where all derivatives are evaluated at θ_i^* . Suppose that n is large enough such that for all $1 \leq k \leq K$, $|\hat{\theta}_n|_k - |\theta_0|_k| < \delta$ for some $\delta > 0$. Further, δ is small enough so that the bounds on the products of the partials given in condition M10 hold for all $1 \leq u, j, k \leq K$. Then,

$$|R_n| \leq \frac{\delta}{n} \sum_{i=1}^n \sum_{u=1}^K \tilde{w}_{n,i}^2 |[h'_i(\theta_0, \hat{\theta}_n)]_u| \leq 2 \frac{\delta}{n} \sum_{i=1}^n \tilde{w}_{n,i}^2 \bar{F}(X_i),$$

where $\bar{F}(X) = \sum_{u=1}^K \sum_{j=1}^K \sum_{k=1}^K F_{ujk}(X)$ and F_{ujk} are as defined in condition M10. Condition M10 implies $\mathbb{E}_{\theta_0}[\bar{F}(X^*)]^2 < \infty$ and hence by Lemma A.3, the weighted average converges to a finite limit. Since $\delta > 0$ is arbitrarily small, $R_n \rightarrow 0$ a.s. $[P_*]$.

Next, to prove (A.33), we shall use (A.34) and (A.37) to arrive at the following,

$$\frac{1}{n} \max_{1 \leq i \leq n} \tilde{a}_{n,i}^2 \leq \frac{1}{n} \max_{1 \leq i \leq n} h_i(\theta_0) + \frac{2\delta}{n} \max_{1 \leq i \leq n} \tilde{w}_{n,i}^2 \bar{G}(X_i).$$

(A.33) follows directly by applying Lemma A.4 on the first and second terms of the RHS. \square

Finally, we shall prove Theorem 2 (of the main document) which establishes the asymptotic distribution for a conditionally consistent sequence of roots of the weighted likelihood equation.

Theorem 2 (Conditional Asymptotic Normality). *Suppose conditions S1 – S3 hold on the class of sampling designs \mathcal{P}_Π and regularity conditions M1 – M10 hold on the model \mathcal{P}_Θ and that $\{\hat{\theta}_n\}$ is a strongly consistent sequence of estimators of θ_0 satisfying*

$$\left\| \sqrt{n} S_{w,n}(\hat{\theta}_n) \right\| \rightarrow 0 \quad \text{a.s.}[P_*]. \quad (\text{A.38})$$

If $\{\check{\theta}_n\}$ is a conditionally consistent sequence of roots of the weighted likelihood equation, then for any Borel set $A \subset \mathbb{R}^K$, as $n \rightarrow \infty$,

$$P\left(\sqrt{n}(\check{\theta}_n - \hat{\theta}_n) \in A \mid \mathbf{X}_n, \mathbf{w}_n\right) \rightarrow P(Z \in A) \quad \text{a.s.}[P_*] \quad (\text{A.39})$$

where $Z \sim \mathcal{N}_K(0, J(\theta_0)^{-1} I_w(\theta_0) J(\theta_0)^{-1})$.

Note that condition in (A.38) is satisfied if $\hat{\theta}_n$ is the pseudo maximum likelihood estimator (PMLE) obtained by solving the powered likelihood equation, $S_{w,n}(\theta) = 0$.

Proof. Under differentiability conditions M4, M5, and M8, the weighted score function can be written as a second-order Taylor expansion, evaluated at $\check{\theta}_n$ and centered at $\hat{\theta}_n$,

$$\tilde{S}_n(\check{\theta}_n) = \tilde{S}_n(\hat{\theta}_n) - \tilde{J}_n(\hat{\theta}_n)(\check{\theta}_n - \hat{\theta}_n) + R_n(\check{\theta}_n - \hat{\theta}_n) \quad (\text{A.40})$$

where R_n is a $K \times K$ matrix, whose j -th row is

$$[R_n]_{j\cdot} = \frac{1}{2 \sum_{i=1}^n Y_{n,i}} \sum_{i=1}^n Y_{n,i} (\check{\theta}_n - \hat{\theta}_n)^\top \Psi_i^j(\theta^*)$$

where θ^* is a point on the line between $\hat{\theta}_n$ and $\check{\theta}_n$ and $\Psi_i^j(\theta)$ is the matrix of third order partial derivatives of $\log f_\theta(X_i)$, *i.e.*

$$[\Psi_i^j(\theta)]_{lk} = \frac{\partial^3}{\partial \theta_i \partial \theta_j \partial \theta_k} \log f_\theta(X_i).$$

Since $\tilde{S}_n(\check{\theta}_n) = 0$, (A.40) can be re-written as

$$\tilde{S}_n(\hat{\theta}_n) = (\tilde{J}_n(\hat{\theta}_n) - R_n)(\check{\theta}_n - \hat{\theta}_n) \quad (\text{A.41})$$

The proof can be broken down in **two** parts. The **first part** amounts to showing that the matrix $\tilde{J}_n(\hat{\theta}_n) - R_n$ converges in some sense to $J(\theta_0)$ and is invertible with high conditional probability. In the **second part**, we will show that

$$\sqrt{n} \tilde{S}_n(\hat{\theta}_n) \xrightarrow{c.d.} \mathcal{N}_K(0, I_w(\theta_0)), \quad (\text{A.42})$$

where the notation $\xrightarrow{c.d.}$ means convergence in conditional distribution given $(\mathbf{X}_n, \mathbf{w}_n)$. Then, the proof of (A.39) follows by applying Slutsky's Theorem.

Let $B_n(w_1) \subset \Omega_2$ be the set where $\tilde{J}_n(\hat{\theta}_n) - R_n$ is invertible. We shall show that

$$P(B_n \mid \mathbf{X}_n, \mathbf{w}_n) \rightarrow 1 \quad a.s.[P_*] \quad (\text{A.43})$$

To prove (A.43), it suffices to show that

$$P\left(u^\top (\tilde{J}_n(\hat{\theta}_n) - R_n)u > 0 \mid \mathbf{X}_n, \mathbf{w}_n\right) \rightarrow 1 \quad a.s.[P_*]$$

uniformly for $u \in \mathbb{R}^K$ with $\|u\| = 1$. By Lemma A.9, $\tilde{J}_n(\hat{\theta}_n)$ is positive definite with high conditional probability. Therefore, it suffices to show that $|u^\top R_n u|$ can be made arbitrarily small uniformly in u . Note that

$$|u^\top R_n u| = \sum_{j=1}^K \sum_{k=1}^K [u]_j [u]_k [R_n]_{jk} \leq K^2 \max_{j,k} |[R_n]_{jk}|.$$

Now, by construction,

$$[R_n]_{jk} = \frac{1}{2\bar{Y}_n} \frac{1}{n} \sum_{i=1}^n Y_{n,i} \left(\sum_{l=1}^K [\check{\theta}_n - \hat{\theta}_n]_l [\Psi_i^j(\theta^*)]_{lk} \right)$$

Let $\delta > 0$ be given. Let $\epsilon > 0$ be such that the bounds on the third order partial derivatives hold for all $\|\theta - \theta_0\| < \epsilon$ (condition **M9**). Since $\hat{\theta}_n$ is strongly consistent for θ_0 , therefore *a.s.* $[P_*]$,

$$\|\hat{\theta}_n - \theta_0\| < \frac{\epsilon}{2} \quad \text{for all } n > N_1(\omega_1, \epsilon).$$

Let $C_n(\omega_1) \subset \Omega_2$ be the set where $\|\check{\theta}_n - \theta_0\| < \epsilon/2$. Since $\check{\theta}_n$ is conditionally consistent for θ_0 , therefore for $n > N_1(\omega_1, \epsilon, \delta)$, $P(C_n \mid \mathbf{X}_n, \mathbf{w}_n) > 1 - \delta/2$, *a.s.* $[P_*]$. Thus, on the set $C_n(\omega_1)$,

$$\begin{aligned} \|\check{\theta}_n - \hat{\theta}_n\| &= \|\check{\theta}_n - \theta_0 + \theta_0 - \hat{\theta}_n\| \\ &\leq \|\check{\theta}_n - \theta_0\| + \|\theta_0 - \hat{\theta}_n\| < \frac{\epsilon}{2} + \frac{\epsilon}{2} = \epsilon. \end{aligned}$$

Moreover, θ^* is within $\epsilon/2$ of θ_0 since all points between $\hat{\theta}_n$ and $\check{\theta}_n$ are within $\epsilon/2$ of θ_0 . Therefore by condition **M9**, on $C_n(\omega_1)$, *a.s.* $[P_*]$, we have

$$[R_n]_{jk} \leq \frac{\epsilon}{2\bar{Y}_n} \frac{1}{n} \sum_{i=1}^n Y_{n,i} \sum_{l=1}^K G_{jkl}(X_i) = \frac{\epsilon}{2\bar{Y}_n} \frac{1}{n} \sum_{i=1}^n Y_{n,i} \bar{G}_{jk}(X_i). \quad (\text{A.44})$$

which follows since $|\Psi_i^j(\theta^*)|_{lk} \leq G_{jkl}(X_i)$ where $\mathbb{E}_{\theta_0}|G_{jkl}(X^*)|^2 < \infty$, and $\bar{G}_{jk}(x) = \sum_l G_{jkl}(x)$. By Lemma **A.5**,

$$\frac{1}{n} \sum_{i=1}^n Y_{n,i} \bar{G}_{jk}(X_i) \xrightarrow{c.p.} \xi = \mathbb{E}_{\theta_0}[\bar{G}_{jk}(X)] \quad \text{a.s.}[P_*].$$

Also, $\bar{Y}_n \xrightarrow{c.p.} 1$ *a.s.* $[P_*]$ as noted earlier. Thus, $(2\bar{Y}_n)^{-1} \frac{1}{n} \sum_{i=1}^n Y_{n,i} \bar{G}_{jk}(X_i) \xrightarrow{c.p.} \xi/2$ *a.s.* $[P_*]$. Therefore, on a set $D_n(\omega_1)$ having conditional probability larger than $1 - \delta/2$, we have

$$\left| \frac{1}{2\bar{Y}_n} \frac{1}{n} \sum_{i=1}^n Y_{n,i} \bar{G}_{jk}(X_i) - \frac{\xi}{2} \right| < \epsilon \quad (\text{A.45})$$

Combining (A.44) and (A.45), on the set $C_n(\omega_1) \cap D_n(\omega_1)$ having conditional probability larger than $1 - \delta$,

$$|[R_n]_{jk}| \leq \epsilon \left(\epsilon + \frac{\xi}{2} \right) \quad \text{for } n > N_1(\omega_1, \epsilon, \delta).$$

Since $\epsilon > 0$ is arbitrary, therefore the proof of (A.43) follows by noting that $[R_n]_{jk} \xrightarrow{c.p.} 0$ *a.s.* $[P_*]$. Having proved that, it now follows from Lemma **A.8** that

$$(\tilde{J}_n(\hat{\theta}_n) - R_n) \xrightarrow{c.p.} J(\theta_0) \quad \text{a.s.}[P_*]. \quad (\text{A.46})$$

Define

$$\tilde{\Sigma}_n = \begin{cases} (\tilde{J}_n(\hat{\theta}_n) - R_n)^{-1} & \text{on the set } B_n(\omega_1), \\ \text{arbitrary} & \text{on } B_n(\omega_1)^c. \end{cases}$$

By continuity of matrix inversion and using the Continuous Mapping Theorem, (A.46) implies

$\tilde{\Sigma}_n \xrightarrow{c.p.} J(\theta_0)^{-1}$ *a.s.* $[P_*]$. This completes the first part of the proof.

For proving the second part, we rewrite (A.41) as

$$\sqrt{n}(\check{\theta}_n - \hat{\theta}_n) = \tilde{\Sigma}_n^{-1} \sqrt{n} \tilde{S}_n(\hat{\theta}_n)$$

on the set $B_n(\omega_1)$ having conditional probability converging to 1 *a.s.* $[P_*]$. To prove (A.39), it suffices to prove (A.42), followed by applying Slutsky's theorem conditionally along P_1 -almost every sequence of sampled data and sampling weights. We shall prove (A.42) by using Cramer-Wold device and showing that for any $z \in \mathbb{R}^K$ with $\|z\| = 1$,

$$t_n(z) \equiv \sqrt{n} z^\top \tilde{S}_n(\hat{\theta}_n) \xrightarrow{c.d.} \mathcal{N}_K(0, z^\top I_w(\theta_0) z) \quad \text{a.s.} [P_*],$$

where the notation $\xrightarrow{c.d.}$ denotes convergence in conditional distribution given $(\mathbf{X}_n, \mathbf{w}_n)$. Let $g_i^k(\hat{\theta}_n) := [\psi_i(\hat{\theta}_n)]_k$ and write $t_n(z)$ explicitly,

$$t_n(z) = \sqrt{n} \sum_{k=1}^K z_k \left(\frac{1}{\sum_{i=1}^n Y_{n,i}} \sum_{i=1}^n Y_{n,i} [\psi_i'(\hat{\theta}_n)]_k \right) = \frac{1}{\sqrt{n} \bar{Y}_n} \sum_{i=1}^n Y_{n,i} a_{n,i},$$

where $a_{n,i} = \sum_{k=1}^K z_k g_i^k(\hat{\theta}_n) = z^\top \psi_i(\hat{\theta}_n)$. Noting that $\bar{Y}_n \xrightarrow{c.p.} 1$ *a.s.* $[P_*]$, it suffices to show that

$$\frac{1}{\sqrt{n}} \sum_{i=1}^n Y_{n,i} a_{n,i} \xrightarrow{c.d.} \mathcal{N}_K(0, z^\top I_w(\theta_0) z) \quad \text{a.s.} [P_*]. \quad (\text{A.47})$$

Using $\|z\| = 1$ and (A.38), we have

$$\begin{aligned} \left\| \frac{1}{\sqrt{n}} \sum_{i=1}^n a_{n,i} \tilde{w}_{n,i} \right\| &= \left\| \sqrt{n} \sum_{i=1}^n \frac{w_i}{W_n} z^\top \psi_i(\hat{\theta}_n) \right\| = \left\| \sqrt{n} z^\top \left(\frac{1}{W_n} \sum_{i=1}^n w_i \psi_i(\hat{\theta}_n) \right) \right\| \\ &\leq \|z\| \left\| \sqrt{n} S_{w,n}(\hat{\theta}_n) \right\| \rightarrow 0 \quad \text{a.s.} [P_*]. \end{aligned} \quad (\text{A.48})$$

Using Lemma A.10, it follows that

$$\frac{1}{n} \sum_{i=1}^n \tilde{w}_{n,i}^2 a_{n,i}^2 \rightarrow z^\top I_w(\theta_0) z \quad \text{a.s.} [P_*], \quad (\text{A.49})$$

$$\frac{1}{n} \max_{1 \leq i \leq n} \tilde{w}_{n,i}^2 a_{n,i}^2 \rightarrow 0 \quad \text{a.s.} [P_*]. \quad (\text{A.50})$$

Combining (A.48), (A.49) and (A.50), the proof of (A.47) follows by applying Theorem B.5, since $Y_{n,i}$ is conditionally independent for each i , given $(\mathbf{X}_n, \mathbf{w}_n)$. \square

B Auxiliary Results

This section contains auxiliary results that have been used in the proofs of Section A.

Lemma B.1. Consider two sequences $\{Z_n\}$ and $\{U_n\}$ and two other random variables Z, U all defined on the space (Ω, \mathcal{A}) . If $Z_n \xrightarrow{c.p.} Z$ a.s. $[P_*]$ and $U_n \xrightarrow{c.p.} U$ a.s. $[P_*]$, then

$$Z_n U_n \xrightarrow{c.p.} ZU \quad \text{a.s.}[P_*] \quad \text{and} \quad Z_n + U_n \xrightarrow{c.p.} Z + U \quad \text{a.s.}[P_*].$$

Theorem B.2 (Theorem 2, [Petrov \(2014\)](#)). Let $\{Z_n : n \geq 1\}$ be a sequence of random variables with finite variances. Define $S_n = \sum_{i=1}^n Z_i$, $n \geq 1$ with $S_0 = 0$. If $\text{Var}(S_n - S_m) \leq C(n-m)^{2r-1}$ holds for all $n > m \geq 0$, where $r \geq 1$ and C is a constant, then as $n \rightarrow \infty$,

$$\frac{S_n - \mathbb{E}(S_n)}{n^r} \xrightarrow{a.s.} 0.$$

Corollary B.1. Let $\{Z_n : n \geq 1\}$ be a sequence of random variables with finite variances. Define $S_n = \sum_{i=1}^n Z_i$, $n \geq 1$ with $S_0 = 0$. If

$$(i) \quad \text{Var}(S_n - S_m) \leq C(n-m) \text{ holds for all } n > m \geq 0,$$

$$(ii) \quad \lim_{n \rightarrow \infty} n^{-1} \mathbb{E}(S_n) = \mu,$$

where C and μ are constants, then as $n \rightarrow \infty$,

$$\frac{1}{n} \max_{1 \leq i \leq n} |Z_i| \xrightarrow{a.s.} 0.$$

Proof. By Theorem [B.2](#), it follows that $S_n/n \xrightarrow{a.s.} \mu$. Using this and noting that

$$\frac{S_n}{n} - \frac{S_{n-1}}{n-1} = \left(\frac{n-1}{n} - 1 \right) \frac{S_{n-1}}{n-1} + \frac{Z_n}{n},$$

we have,

$$\frac{Z_n}{n} \xrightarrow{a.s.} 0. \tag{B.1}$$

Thus for a point ω where the convergence in [\(B.1\)](#) holds, there exists $N_1 = N_1(\omega, \epsilon) \in \mathbb{N}$ for a given $\epsilon > 0$ such that

$$\frac{|Z_n(\omega)|}{n} < \frac{\epsilon}{2}, \quad \text{for all } n > N_1.$$

For $n > N_1$,

$$\begin{aligned} \frac{1}{n} \max_{1 \leq i \leq n} \{|Z_i(\omega)|\} &= \frac{1}{n} \max_{1 \leq i \leq N_1} \{|Z_i(\omega)|\} \vee \frac{1}{n} \max_{1 \leq i \leq n} \{|Z_i(\omega)|\} \\ &\leq \frac{1}{n} \max_{1 \leq i \leq N_1} \{|Z_i(\omega)|\} + \max_{1 \leq i \leq n} \left\{ \frac{|Z_i(\omega)|}{i} \right\} \\ &\leq \frac{1}{n} \max_{1 \leq i \leq N_1} \{|Z_i(\omega)|\} + \frac{\epsilon}{2} \end{aligned}$$

Note that $\max_{1 \leq i \leq N_1} \{|Z_i(\omega)|\}$ does not depend on n . Thus, there exists $N_2 = N_2(\omega, \epsilon)$ such that

$$\frac{1}{n} \max_{1 \leq i \leq N_1} \{|Z_i(\omega)|\} < \frac{\epsilon}{2}, \quad \text{for all } n > N_2.$$

For $n > \max\{N_1, N_2\}$,

$$\frac{1}{n} \max_{1 \leq i \leq n} \{|Z_i(\omega)|\} < \frac{\epsilon}{2} + \frac{\epsilon}{2} = \epsilon,$$

which holds for almost every ω and hence, completes the proof. \square

Theorem B.3 (Generalization of Theorem 13, [Newton \(1991\)](#)). *Let $\{b_n : n \geq 1\}$ be a sequence of positive real numbers and let $B_n = \sum_{i=1}^n b_i$. Consider a triangular array of random variables $\{Y_{n,i} : 1 \leq i \leq n, n \geq 1\}$, where for each n , $Y_{n,1}, Y_{n,2}, \dots, Y_{n,n}$ are independent, and for $i = 1, 2, \dots, n$, $\mathbb{E}(Y_{n,i}) = nb_i/B_n$ and $\text{Var}(Y_{n,i}) = (nb_i/B_n)^2$. If $\{a_{n,i} : 1 \leq i \leq n, n \geq 1\}$ forms a triangular array of real numbers satisfying*

$$\frac{1}{B_n} \sum_{i=1}^n b_i |a_{n,i}| \rightarrow c (< \infty), \quad \frac{1}{B_n} \max_{1 \leq i \leq n} b_i |a_{n,i}| \rightarrow 0,$$

as $n \rightarrow \infty$, then,

$$\frac{1}{n} \sum_{i=1}^n a_{n,i} Y_{n,i} \xrightarrow{P} \alpha,$$

where $\alpha = \lim_{n \rightarrow \infty} \sum_{i=1}^n b_i a_{n,i} / B_n$.

Proof. Let $\epsilon > 0$ be given, and let $\bar{a}_n = \sum_{i=1}^n b_i a_{n,i} / B_n$. Using Markov's inequality, we have

$$\begin{aligned} P\left(\left|\frac{1}{n} \sum_{i=1}^n a_{n,i} Y_{n,i} - \alpha\right| > \epsilon\right) &\leq \frac{1}{\epsilon^2} \mathbb{E}\left[\frac{1}{n} \sum_{i=1}^n a_{n,i} \left(Y_{n,i} - \frac{nb_i}{B_n}\right) + \bar{a}_n - \alpha\right]^2 \\ &\leq \frac{1}{n^2 \epsilon^2} \sum_{i=1}^n a_{n,i}^2 \text{Var}(Y_{n,i}) + \frac{(\bar{a}_n - \alpha)^2}{\epsilon^2} \\ &\leq \frac{1}{\epsilon^2 B_n^2} \sum_{i=1}^n b_i^2 a_{n,i}^2 + \frac{(\bar{a}_n - \alpha)^2}{\epsilon^2} \end{aligned}$$

The proof follows by noting that $\bar{a}_n \rightarrow \alpha$ as $n \rightarrow \infty$, and

$$\frac{1}{B_n^2} \sum_{i=1}^n b_i^2 a_{n,i}^2 \leq \left(\frac{1}{B_n} \max_{1 \leq i \leq n} b_i |a_{n,i}|\right) \left(\frac{1}{B_n} \sum_{i=1}^n b_i |a_{n,i}|\right) \rightarrow 0,$$

by the assumptions of the theorem. \square

Lemma B.2 (Lemma 15, [Newton \(1991\)](#)). *Let $\{A_n\}$ be a sequence of matrices such that for all i, j , the sequence of $(A_n)_{ij}$ converges to a number A_{ij} ; the matrix of such numbers denoted by A , then as $n \rightarrow \infty$, $\|A_n - A\| \rightarrow 0$.*

Theorem B.4 (Inverse function theorem, [Rudin \(1964\)](#)). *Suppose f is a mapping from an open set $\Theta \subset \mathbb{R}^r$ into \mathbb{R}^r , $r \geq 1$, that the partial derivatives of f exist and are continuous on Θ , and that the matrix of derivatives $f'(\theta^*)$ has an inverse $f'(\theta^*)^{-1}$ at some point $\theta^* \in \Theta$. Define $\lambda = (4\|f'(\theta^*)^{-1}\|)^{-1}$, and the ball $U_\delta \subset \Theta$ of θ^* of radius $\delta > 0$ sufficiently small so that*

$$\|f'(\theta) - f'(\theta^*)\| < 2\lambda \quad \text{whenever } \theta \in U_\delta.$$

Then for every θ_1 and θ_2 in U_δ ,

$$|f(\theta_1) - f(\theta_2)| \geq 2\lambda |\theta_1 - \theta_2|$$

and the image set $f(U_\delta)$ contains the open ball with radius $\lambda\delta$ about $f(\theta^*)$.

Theorem B.5 (Generalization of Theorem 15, [Newton \(1991\)](#)). Consider a triangular array of random variables $\{Z_{n,i} : 1 \leq i \leq n, n \geq 1\}$ such that for each n , $Z_{n,i}$ is independently distributed with mean $\mu_{n,i}$ and variance $\sigma_{n,i}^2$. Let $(a_{n,i})$ be a non-vanishing sequence of constants satisfying

$$\frac{\sum_{i=1}^n \sigma_{n,i}^2 a_{n,i}^2}{\max_{1 \leq i \leq n} \sigma_{n,i}^2 a_{n,i}^2} \rightarrow \infty$$

as $n \rightarrow \infty$. Let $T_n = \sum_{i=1}^n a_{n,i} Z_{n,i}$, $\mu_n = \sum_{i=1}^n \mu_{n,i} a_{n,i}$, and $\sigma_n^2 = \sum_{i=1}^n \sigma_{n,i}^2 a_{n,i}^2$. Then, as $n \rightarrow \infty$,

$$\frac{T_n - \mu_n}{\sigma_n} \xrightarrow{d} \mathcal{N}(0, 1).$$

Proof. Follows from Lindeberg-Feller Central Limit Theorem by setting $Y_{n,i} = a_{n,i} Z_{n,i}$. \square

C Additional Figures

In the following, we provide additional plots that illustrate the performance of the algorithms in the simulation settings described in Section 5 of the main document.

Figure 4 shows boxplots of the mean squared error (MSE) of the point estimates obtained from the competing methods under Simulation 1 (mean estimation under a normal model) and Simulation 2 (probit regression model). This figure expands the range of the y-axis of Figures 1a and 2a of the main document to demonstrate the estimation bias observed in the unweighted Bayes estimator (UBE) which results from the omission of survey weights. This bias increases with the level of non-representativeness in the sample, controlled by ρ .

Figure 5 shows barplots of the coverage probability of the 95% credible intervals obtained from the WBB method with varying number of Bootstrap replicates (J) in Algorithm 3 from [Gunawan et al. \(2020\)](#), under a probit regression model (Simulation 2 in Section 5.3 of the main document). Here, we have considered a sample size of $n = 5000$ from a population of size $N = 500,000$ with $\rho = 0.8$ (low representativeness) and $J \in \{1, 5, 10, 20, 50, 100\}$. The plot suggests that the methods suffers from under-coverage when a small number of bootstrap replicates is used. It is worth noting that the coverage in Figure 5 is observed under a simple probit regression model, and for more complex models, a larger choice J may be required to achieve adequate coverage. More importantly, there is no clear guidance on how to choose an appropriate value for J , adding to the challenges of applying the WBB method in practice.

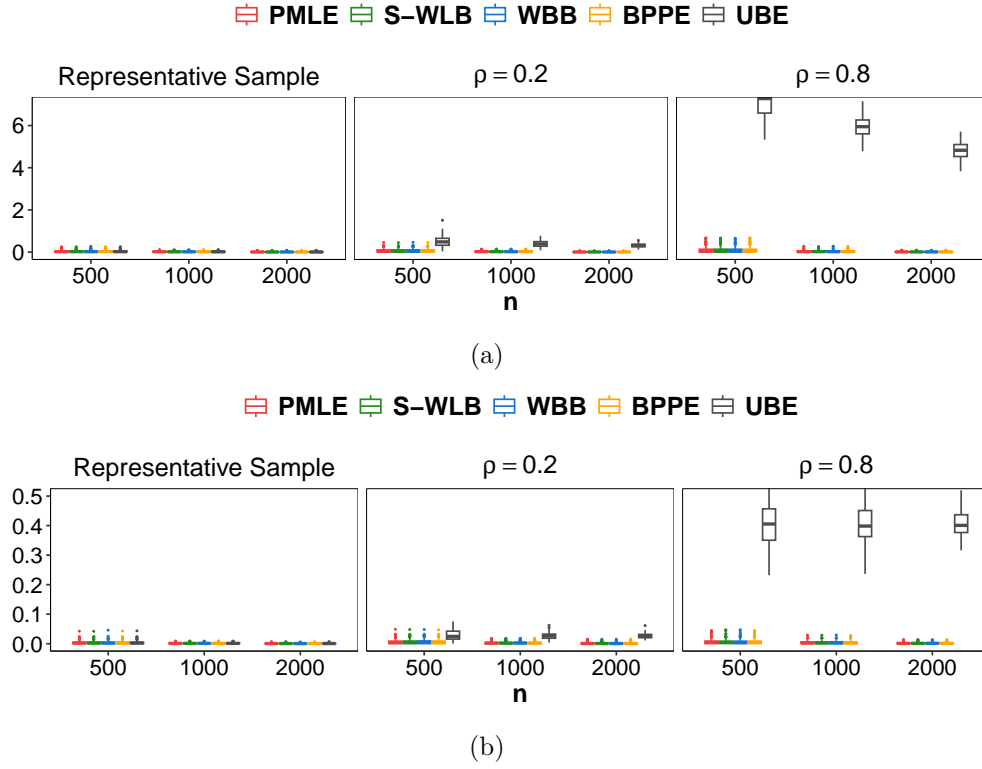


Figure 4: Plots comparing the proposed S-WLB with competing methods via the mean squared error of point estimates using 100 simulation replicates for estimating the mean of a Gaussian model corresponding to Simulation 1 (Panel a), and for estimating the regression parameters in a probit model corresponding to Simulation 2 (Panel b).

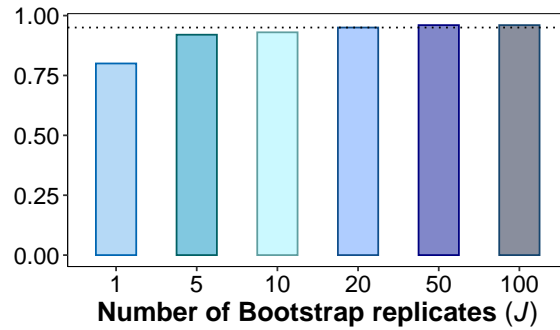


Figure 5: Barplots showing coverage probability of the 95% credible intervals obtained from the WBB algorithm under a probit regression model (Simulation 2), using 100 simulation replicates.