

Statistical Modeling of Combinatorial Response Data

Yu Zheng

Department of Statistics, University of Florida
and

Malay Ghosh

Department of Statistics, University of Florida
and

Leo Duan*

Department of Statistics, University of Florida

Abstract

In categorical data analysis, there is rich literature for modeling binary and polychotomous responses. However, existing methods are inadequate for handling combinatorial responses, where each response is an array of integers subject to additional constraints. Such data are increasingly common in modern applications, such as surveys collected under skip logic, event propagation on a network, and observed matching in ecology. Ignoring the combinatorial structure in the response data may lead to biased estimation and prediction. The fundamental challenge for modeling these integer-vector data is the lack of a link function that connects a linear or functional predictor with a probability respecting the combinatorial constraints. In this paper, we propose a novel augmented likelihood, in which a combinatorial response can be viewed as a deterministic transform of a continuous latent variable. We specify the transform as the maximizer of integer linear program, and characterize useful properties such as dual thresholding representation. When taking a Bayesian approach and considering a multivariate normal distribution for the latent variable, our method becomes a direct generalization to the celebrated probit data augmentation, and enjoys straightforward computation via Gibbs sampler. We provide theoretical justification for the proposed method at an interesting intersection between duality and probability distribution and develop useful sufficient conditions that guarantee the applicability of our method. We demonstrate the effectiveness of our method through simulation studies and a real data application on modeling the formation of seasonal matching between waterfowl.

Keywords: Implicit link function, Strong duality, Truncated Normal, Continuous Embedding

*Corresponding author. li.duan@ufl.edu

1 Introduction

In statistical data analysis, combinatorial response data are becoming increasingly common. For example, in online surveys, since the user can terminate the survey more easily than in in-person questionnaires, survey designers often use skip logic to present only a subset of questions to each user. Depending on the user’s answer to each branching question, the vector record for each user’s answers has some elements marked as skipped (recorded as 0). Those zeros are often referred to as *structural zeros* in the literature (Manrique-Vallier and Reiter, 2014), as they appear not due to random mechanism, but due to the combinatorial constraints. Similarly, in ecological studies, seasonally monogamous animals like ducks form pair bonds gradually over the course of a year. Each observed matching graph at a given time is a subgraph of a bipartite graph, which describes the possible pair bonds (for example, between male and female, belonging to the same species), and each node in the matching graph can have at most one edge, corresponding to the pairing constraint.

In applications such as above, the multivariate data are combinatorial since they are not only discrete, but also subject to additional constraints. That means the response space is in fact much smaller than the product space of all possible marginal outcomes. Under a likelihood approach, the probability of those outcomes not satisfying the constraints is effectively zero. It is of great interest to characterize the probability distribution of such data and develop regression models that explain the relationship between the response and external covariates.

The existing strategies to model such combinatorial response can be put into two categories. First, one may enumerate all possible outcomes in the combinatorial space and reindex each response as a univariate multinomial outcome instead. Such a strategy is suitable when the response is in a low dimension, and the number of possibilities in each

dimension is finite. On the other hand, such a reindexing strategy becomes impractical as the dimension increases exponentially (Baptista and Poloczek, 2018), and reindexing may lead to ignoring ordinal information between two combinatorial outcomes.

Second, one may simply ignore the constraints and model each data point as an array of discrete outcomes. To elucidate the relation between two likelihoods, $\mathcal{L}(y; \theta)$ upholding and $\bar{\mathcal{L}}(y; \theta)$ ignoring the constraints, with y the data and θ the parameter, we can think of $\mathcal{L}(y; \theta)$ as a conditional probability given that discrete vector falling inside the constrained space denoted by \mathcal{Y} hence $\mathcal{L}(y; \theta) = \bar{\mathcal{L}}(y; \theta) / P(y \in \mathcal{Y}; \theta)$. Clearly, omitting $P(y \in \mathcal{Y}; \theta)$ can result in a biased estimation of θ and, as we demonstrate later, may even lead to inconsistency.

To appropriately model combinatorial data under constraints, we propose a generative approach that first samples a latent vector from an unconstrained continuous distribution, and then deterministically maps it to a combinatorial outcome in \mathcal{Y} . This continuous latent representation, known as an *embedding*, builds on foundational work by Albert and Chib (1993) who showed that binary outcomes can be modeled by thresholding a univariate normal at zero. Their key insight was that marginalizing out this latent variable yields probabilities equivalent to those from a generalized linear model (GLM) with a link function. However, the embedding framework offers greater flexibility than traditional GLMs.

Several extensions demonstrate the versatility of latent embeddings. Ordinal data can be handled by introducing multiple thresholds to partition the latent space into ordered categories (Albert and Chib, 1993). For network data with binary symmetric adjacency matrices, low-rank matrix embeddings with normal noise have been employed (Hoff et al., 2002). Rank data correlations can be modeled using transformed multivariate normal vectors (Hoff, 2007). In spatial statistics, spatial dependence between categorical data can

be captured through latent Gaussian processes (Rue et al., 2009). These examples highlight how embeddings can naturally incorporate complex dependencies and constraints.

Our approach stems from reinterpreting the zero-thresholding transform of Albert and Chib (1993) as the solution to a univariate integer linear program. We extend this insight by generalizing the transform to a multivariate integer linear program, which naturally accommodates combinatorial constraints. Since we observe the combinatorial data, our objective is not to solve an optimization problem, but rather to determine the continuous embedding that corresponds to the observed integer solution. We demonstrate that this continuous embedding is analytically tractable through strong duality, and we leverage this tractability to develop an efficient Gibbs sampling algorithm with excellent computational properties.

The rest of the article is organized as follows. In Section 2, we introduce our data augmentation strategy via an integer linear program, and characterize the dual thresholding representation. In Section 3, we develop a Gibbs sampling algorithm for posterior inference. In Section 4, we provide theoretical justification for our method by establishing consistency. In Section 5, we demonstrate the effectiveness of our method through simulation studies. In Section 6, we conduct a real data application on modeling the temporal formation of matching. We conclude with a discussion in Section 7.

2 Method

2.1 Data augmentation via integer linear program

In order to facilitate the introduction of our data augmentation (DA) strategy, we first review the DA for the probit model for simple binary data $y_i \in \{0, 1\}$. Albert and Chib

(1993) shows that for $y_i \sim \text{Bernoulli}[\Phi(\mu_i)]$, with $\mu_i \in \mathbb{R}$ (such as in the form of linear predictor) and Φ the distribution function for standard normal, there is a latent normal $\zeta_i \sim \text{N}(\mu_i, 1)$ which has $P(\zeta_i > 0) = \Phi(\mu_i)$, $P(\zeta_i < 0) = 1 - \Phi(\mu_i)$. In another words, ζ_i is a latent variable for y_i , via thresholding at zero $y_i = 1(\zeta_i > 0)$.

We now provide a new perspective using integer linear program, with coefficient $\zeta_i \neq 0$ almost surely:

$$y_i = \arg \max_{z \in \{0,1\}} \zeta_i z.$$

It is not hard to see the above has the same solution: $y_i = 1$ if $\zeta_i > 0$, and $y_i = 0$ if $\zeta_i < 0$. Taking this idea further, we now consider d -dimensional integer array $y_i \in \mathbb{Z}^d$ as the solution to multivariate integer linear program:

$$\begin{aligned} y_i &= \arg \max_z \zeta_i' z, \\ \text{subject to } z &\in \mathbb{Z}^d, Az \leq b, \end{aligned} \tag{1}$$

where A is an $m \times d$ matrix, b is a m -element vector, and \leq applies elementwise. We denote the continuous polyhedron as $\mathcal{P} = \{z^* : Az^* \leq b\}$; hence, the feasible region of the above problem is equivalent to $\mathbb{Z}^d \cap \mathcal{P}$.

The parameterization (1) enables us to model combinatorial data y_i under affine constraints $Ay_i \leq b$. To give a simple example, for d -binomial data with at most M successes, one may have $y_i \in \{0, 1\}^d$, and $\sum_j y_{i,j} \leq M$. As we illustrate later, more complex combinatorial data such as matching can also be defined under affine constraints.

Similar to the probit data augmentation, our goal is to use ζ_i as a continuous latent variable for a combinatorial y_i . The first question we want to address is if the solution to the above integer linear program is unique, when ζ_i is from a continuous distribution.

To answer this question, we can consider two $z_1 \neq z_2$, both in $\mathbb{Z}^d \cap \mathcal{P}$. For ζ_i from a distribution absolutely continuous with respect to Lebesgue measure, we know $\zeta_i'(z_1 - z_2) =$

0 with probability zero. Therefore, for the maximum value $\zeta'_i \hat{z}$, we know \hat{z} is unique almost surely with respect to the continuous distribution of ζ_i .

The almost sure unique solution means that we can consider (1) as a mapping:

$$T : \mathbb{R}^d \setminus C \mapsto \mathbb{Z}^d, \quad y_i = T(\zeta_i) = \arg \max_{z \in \mathbb{Z}^d \cap \mathcal{P}} \zeta'_i z, \quad (2)$$

where C is the set that does not lead to a unique solution, and C has a measure zero under the distribution of ζ_i . The maximizer may not have a closed-form and hence T is an *implicit function* equivalent to $y_i : \zeta'_i y_i = \max_{z \in \mathbb{Z}^d \cap \mathcal{P}} \zeta'_i z$.

Taking a generative view of continuous $\zeta_i \sim \mathcal{F}(\cdot; \mu_i)$ and transform $y_i = T(\zeta_i)$, we have an augmented likelihood:

$$\mathcal{L}(y_i, \zeta_i; \mu_i) = \mathcal{F}(\zeta_i; \mu_i) 1(y_i = \arg \max_{z \in \mathbb{Z}^d \cap \mathcal{P}} \zeta'_i z). \quad (3)$$

Marginally, we can integrate over ζ_i and find the probability of y_i taking one specific combinatorial value e :

$$P(y_i = e; \mu_i) = \int_{T^{-1}(e)} \mathcal{F}(\zeta_i; \mu_i) d\zeta_i, \quad (4)$$

where $T^{-1}(e) := \{\zeta_i \in \mathbb{R}^d : T(\zeta_i) = e\}$ is the pre-image of e . Following the nomenclature in GLM, we refer to (4) as the Inverse Integer Linear Program (IILP)-link, since it is associated with the link function between μ_i and $\mathbb{E}(y_i | \mu_i)$.

We now provide an illustrative example. Consider two-dimensional $y_i \in \{0, 1\}^2$ with $y_{i,1} + y_{i,2} \leq 1$. This integer linear program has a closed-form solution

$$y_i = \begin{cases} (0, 0), & \text{when } \zeta_{i,1} < 0, \zeta_{i,2} < 0; \\ (0, 1), & \text{when } \zeta_{i,1} < \zeta_{i,2}, \zeta_{i,2} > 0; \\ (1, 0), & \text{when } \zeta_{i,1} > \zeta_{i,2}, \zeta_{i,1} > 0. \end{cases}$$

If we further specify $\zeta_i \sim N[(\mu_0, \mu_0)', I_2]$, then we see the three possible outcomes have likelihood valued at $\Phi^2(-\mu_0)$, $0.5[1 - \Phi^2(-\mu_0)]$ and $0.5[1 - \Phi^2(-\mu_0)]$, respectively.

In general, we may not obtain a closed-form solution for the integer linear program. To make (3) tractable, our next major task is to find out $T^{-1}(e)$, the appropriate set of input ζ_i for each possible outcome e . In the next two subsections, we first introduce a condition on \mathcal{P} , known as *integrality*, that leads to an equivalent solution between integer linear program and continuous linear program, then we develop a tractable way for finding $T^{-1}(e)$ when \mathcal{P} is integral.

2.2 Integral polyhedron and image of integer linear program

The feasible region of the integer linear program (1) is an integer set. We now consider a relaxation that extends the feasible region to a polyhedron $\mathcal{P} = \{z \in \mathbb{R}^d : Az \leq b\}$, which makes the problem a continuous linear program:

$$\max_{z \in \mathbb{R}^d} \zeta'_i z, \text{ subject to } z \in \mathcal{P}. \quad (5)$$

A useful property of continuous linear program is the vertex optimality: if (i) \mathcal{P} has at least one vertex (z that cannot be written as $\lambda z_1 + (1 - \lambda)z_2$ for any distinct $z_1, z_2 \in \mathcal{P}$ and $\lambda \in (0, 1)$), and (ii) $\max \zeta'_i z < \infty$, then at least one of the optimal solutions is on a vertex.

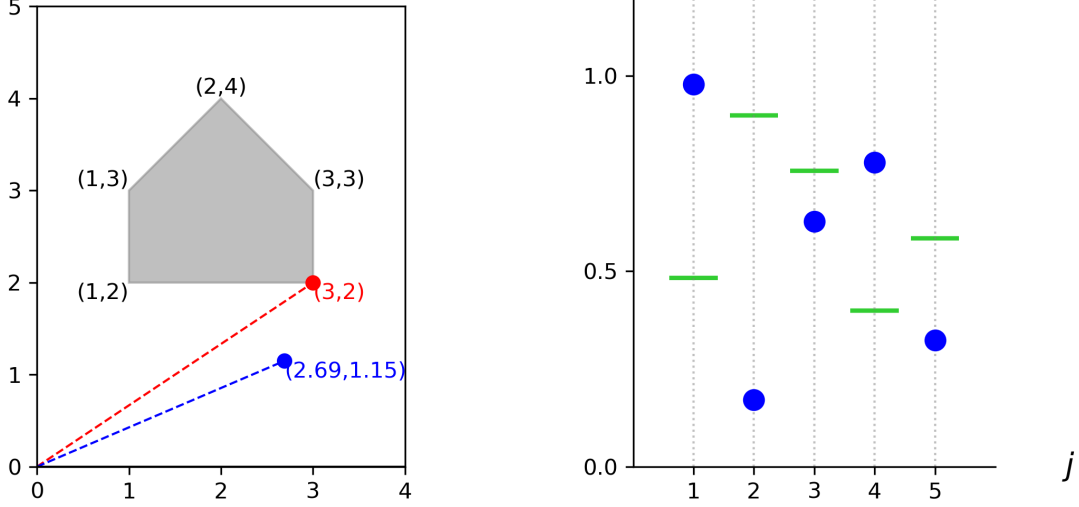
When \mathcal{P} has all vertices integer-valued, \mathcal{P} is referred to as an integral polyhedron, or simply, that \mathcal{P} is integral. Therefore, under the integrality of \mathcal{P} , the continuous linear program (5) has at least one solution being integer-valued. Since $\max_{z \in \mathbb{Z}^d \cap \mathcal{P}} \zeta'_i z \leq \max_{z \in \mathbb{R}^d \cap \mathcal{P}} \zeta'_i z$ becomes equality, the solution of (1) belongs to the solution set of (5).

We now show a stronger result: as long as \mathcal{P} has more than one vertex, the solution of (5) is unique almost surely, hence the solution of (5) is guaranteed to be the same as the one of (1) with probability one.

Theorem 1. *When ζ_i is from a continuous distribution, for an integral \mathcal{P} with more than one vertex, the solution to the continuous linear program (5) is integer-valued and unique*

almost surely.

We will describe the sufficient conditions on A and b that guarantee the integrality of \mathcal{P} ; for now, we assume integral \mathcal{P} throughout the rest of the paper. Figure 1(a) shows the intuition behind using a linear program with integral polyhedron constraint to transform continuous ζ_i into an integer-valued y_i .



(a) Solving a continuous linear program in an integral polyhedron (gray, whose vertices are all integer-valued) is equivalent to transforming a continuous coefficient vector ζ_i (blue) into an integer coordinate y_i (red).

(b) When y_i is binary, there is a dual thresholding representation corresponding to whether $\zeta_{i,j}$ (blue) is greater or equal to $A'_{.j}u^{(i)}$ (green bar), with $u^{(i)}$ the dual variable. In the figure, the associated y_i is (1, 0, 0, 1, 0).

Figure 1: Illustration of using the linear program as a mapping (Panel a), and its equivalent representation when the output is restricted to be binary (Panel b).

The above uniqueness result also means that any non-vertex point in \mathcal{P} is not optimal. Therefore, one should exercise caution that the range of T may not cover some combinatorial outcome in $\mathbb{Z}^d \cap \mathcal{P}$. Fortunately, when y_i is binary, we know any $z \in \{0, 1\}^d : Az \leq b$

must be a vertex (as it cannot be written as a nontrivial convex combination of two other binary points). For ease of discussion and with some loss of generality, we reduce our focus to binary linear program $y_i \in \{0, 1\}^d \cap \mathcal{P}$, such that

$$y_i = \arg \max_z \zeta_i' z, \text{ subject to } z \in [0, 1]^d, Az \leq b. \quad (6)$$

In general, we may not have a closed-form solution for the integer linear program. Nevertheless, we show that given y_i , we can find the pre-image $T^{-1}(y_i)$ using the dual form of the integer linear program.

2.3 Dual thresholding representation

For ease of notation, we now omit the subscript i and use $\eta = \zeta_i$ and $\hat{z} = y_i$, and consider equivalent primal problem $\min_z (-\eta' z)$ subject to $z \in [0, 1]^d, Az \leq b$.

Using $u \geq 0, v \geq 0, w \geq 0$, we set up the Lagrangian function

$$\begin{aligned} L(z, u, v, w) &= -\eta' z + u'(Az - b) + v'(z - 1) + w'(-z) \\ &= (-\eta' + u'A + v' - w')z - u'b - v'1. \end{aligned}$$

Minimizing over z leads to the dual problem:

$$\min_{u, v, w} u'b + v'1$$

$$\text{subject to } -\eta + A'u + v = w \geq 0, u \geq 0, v \geq 0.$$

It is not hard to see the optimal $\hat{v} = (\eta - A'u)_+$, with $(x)_+ = x$ if $x > 0$ and 0 otherwise, hence simplifying the dual loss to $u'b + 1'(\eta - A'u)_+$.

We use complementary slackness and strong duality to reveal a geometric characterization between η and \hat{z} . First, on complementary slackness, we have three possible cases:

- Case (i): when $\eta_j > A'_{\cdot j} \hat{u}$, the optimal $\hat{v}_j = (\eta_j - A'_{\cdot j} \hat{u}) > 0$, we have optimal $\hat{w}_j = 0$ and $\hat{z}_j = 1$;

- Case (ii): when $\eta_j < A'_{\cdot j}\hat{u}$, the optimal $\hat{v}_j = 0$ and $\hat{w}_j = A'_{\cdot j}\hat{u} - \eta_j > 0$ hence $\hat{z}_j = 0$;
- Case (iii): when $\eta_j = A'_{\cdot j}\hat{u}$, the optimal $\hat{w}_j = \hat{v}_j = 0$. One may find \hat{z}_j via the other complementary slackness conditions $\hat{u}_l(A\hat{z} - b)_l = 0$ for $l = 1 \dots, m$.

Second, the linear program enjoys strong duality

$$\max_{z \in [0,1]^d: Az \leq b} \eta'z = \min_{u \geq 0} u'b + 1'(\eta - A'u)_+,$$

which means that a feasible (z, u) achieves $\eta'z = u'b + 1'(\eta - A'u)_+$ if and only if (z, u) are the primal and dual optimal, respectively. Combining the above, we have a useful characterization between η and \hat{u} .

Theorem 2. *For a given \tilde{z} in the primal feasible region, consider a set $C_{\tilde{z}}$ of (η, u) with $\eta \in \mathbb{R}^d, u \geq 0$ that satisfy,*

- $u'(A\tilde{z} - b) = 0$,
- $\eta_j \geq A'_{\cdot j}u$ for $j : \tilde{z}_j = 1$,
- $\eta_j \leq A'_{\cdot j}u$ for $j : \tilde{z}_j = 0$,

Then \tilde{z} is a solution of $\max_{z \in [0,1]^d: Az \leq b} \eta'z$ if and only if $(\eta, u) \in C_{\tilde{z}}$.

We go back to the original notation y_i and ζ_i , and index u as $u^{(i)}$. Theorem 2 gives a concrete characterization of the pre-image of the projection T defined in (2). For any y_i in the combinatorial space, the pre-image $T^{-1}(y_i)$ is given by

$$T^{-1}(y_i) = \bigcup_{u^{(i)} \geq 0: u_k^{(i)} = 0 \text{ if } (Ay_i - b)_k < 0} \{ \zeta_i \in \mathbb{R}^d : \zeta_{i,j} \geq A'_{\cdot j}u^{(i)} \text{ if } y_{i,j} = 1, \zeta_{i,j} < A'_{\cdot j}u^{(i)} \text{ if } y_{i,j} = 0 \}.$$

Equivalently, we have a simple interpretation: given suitable $u^{(i)} \geq 0$ and $\zeta_{i,j}$,

$$y_{i,j} = 1(\zeta_{i,j} \geq A'_{\cdot j}u^{(i)}), \tag{7}$$

We refer to (7) as the *dual thresholding representation*, and illustrate this in Figure 1(b).

Since we focus on ζ_i as a continuous latent variable, the equality event has zero probability. We replace \geq by $>$, and rewrite the augmented likelihood (3) into a tractable form:

$$\begin{aligned} \mathcal{L}(y_i, \zeta_i; \mu_i) = & \mathcal{F}(\zeta_i; \mu_i) \prod_{j=1}^d \left\{ 1(y_{i,j} = 1, \zeta_{i,j} > A'_{\cdot j} u^{(i)}) + 1(y_{i,j} = 0, \zeta_{i,j} < A'_{\cdot j} u^{(i)}) \right\} \\ & \times 1[u^{(i)} \in \mathcal{U}(y_i, \zeta_i), \mathcal{U}(y_i, \zeta_i) \neq \emptyset], \end{aligned} \quad (8)$$

where we define the suitable set of $u^{(i)}$ as a polyhedron

$$\begin{aligned} \mathcal{U}(y_i, \zeta_i) = & \{u : (y_{i,j} - 0.5)A'_{\cdot j} u < (y_{i,j} - 0.5)\zeta_{i,j} \text{ for } j = 1 \dots d, \\ & u_k = 0 \text{ for } k : (Ay_i - b)_k < 0, \\ & u_k > 0 \text{ for } k : (Ay_i - b)_k = 0\}, \end{aligned}$$

where we use the different signs of $(y_{i,j} - 0.5)$ between $y_{i,j} = 1$ and 0 to simplify the notation.

It is important to clarify that in (8), $u^{(i)}$ is not a random variable. Rather, $\mathcal{U}(y_i, \zeta_i) \neq \emptyset$ means that $\zeta_{i,j}$'s are generated such that they can be separated according to $y_{i,j} = 1$ or 0 by at least one hyperplane $A'_{\cdot j} u$, hence $u^{(i)}$ here is an auxiliary variable. When we want to further consider $u^{(i)}$ as another random variable, we should have an additional probability distribution $\Pi(u^{(i)} \mid y_i, \zeta_i)$ supported on $\mathcal{U}(y_i, \zeta_i)$.

2.4 Applicability of data augmentation

For our data augmentation to work, one key condition is that the polyhedron $\mathcal{P} = \{z \in \mathbb{R}^d : Az \leq b\}$ is integral. In this section, we present a few useful results from combinatorial optimization literature that help to check this condition, and we illustrate the condition with a few examples commonly seen in applications. The results in this section apply to

general integer z that is not necessarily binary; whereas the binary setting can be viewed as having constraint $0 \leq z \leq 1$ in addition to $\tilde{A}z \leq \tilde{b}$, so we view $A = [\tilde{A}, I, -I]$ and $b = [\tilde{b}, 1, 0]$.

A useful sufficient (though not necessary) condition for a polyhedron to be integral is total unimodularity. A matrix A is said to be totally unimodular (TUM) if every square submatrix of A has determinant in $\{-1, 0, 1\}$. Then we have the following result (Schrijver, 1998):

Theorem 3. *If A is TUM, then for any $b \in \mathbb{Z}^m$, the polyhedron $\mathcal{P} = \{z \in \mathbb{R}^d : Az \leq b\}$ is an integral polyhedron.*

The converse holds as well (Hoffman and Kruskal, 2010), that if \mathcal{P} is integral for all $b \in \mathbb{Z}^m$, then A is TUM. It is not hard to see that $A_{i,j} \in \{-1, 0, 1\}$. The total unimodularity can be easily checked via software, such as `lintools` package in R. On the other hand, we list a few detailed properties that could be useful for model extension.

1. If A is TUM, then both $-A$ and A' are TUM.
2. If A is TUM, then $[A, I]$ is TUM.
3. If A is TUM, then $[A, -A]$ is TUM.
4. If $A_{i,j} \in \{-1, 0, 1\}$, each column of A has at most one -1 and at most one 1, then A is TUM.
5. If $A_{i,j} \in \{-1, 0, 1\}$, each column of A has at most two non-zeros, and there exists a row index subset $S \subseteq [m]$: $\sum_{i \in S} A_{i,j} = \sum_{i \notin S} A_{i,j}$ for all j , then A is TUM.

The proof can be found in Wolsey and Nemhauser (1999). We now present a few useful examples.

Example 1 (Binary constraint) In our focused binary linear program $z \in [0, 1]^d$, using Properties 1 and 2, and the fact that multiplying a row of square submatrix by -1 keeps the determinant in $\{-1, 0, 1\}$, we see $A = [\tilde{A}, I, -I]$ is TUM if \tilde{A} is TUM.

Example 2 (Equality) For equality constraints $\tilde{A}z = b$ with a TUM \tilde{A} , we can represent equality by $[\tilde{A}, -\tilde{A}]z \leq [b, -b]$, hence we see the polyhedron is integral via Property 3.

Example 3 (Partial ordering) For partial order constraints $z_j \leq z_k$, for a set of pair indices (j, k) , we can represent them by $A_{i,j} = 1$, $A_{i,k} = -1$ and $A_{i,l} = 0$ $l \neq j$ or k , with $b = 0$, hence Property 4 leads to A being TUM.

Example 4 (Matching) Suppose we have a bipartite graph $G = (V, E_G)$, with V the node set divided into two subsets V_1 and V_2 , and E_G the edges formed only across V_1 and V_2 . A matching is a subgraph $M = (V, E_M)$ with $E_M \subseteq E_G$, such that each node has zero or one edge connecting to another node. We can use $z \in \{0, 1\}^{|E_G|}$ to represent if the edge of E_G is chosen in E_M . Using a matrix \tilde{A} for G , with $\tilde{A}_{v,e} = 1$ if the e -th edge in E_G is incident to node v , otherwise $\tilde{A}_{v,e} = 0$, we see that \tilde{A} is TUM using Property 5 with $S = V_1$. Therefore, the matching representation z is associated with a TUM matrix $A = [\tilde{A}, -I]$ and integer $b = [1, 0]$.

The above could be extended to perfect matching where each node has exactly one edge, or \tilde{b} -matching where each node's edge upper bound a varying integer.

Example 5 (Flow) Consider a flow network with V the node set and E the directed edge set, with s the source node and t the sink node. The flow on the network is represented by $z_e \geq 0$ for directed edge $e \in E$, subject to capacity constraint $z_e \leq \tilde{b}_e$, and flow conservation for each node $i \in V \setminus \{s, t\}$, $\sum_{e \in E: e=(i \rightarrow j)} z_e = \sum_{e \in E: e=(k \rightarrow i)} z_e$. We see that the incidence matrix \tilde{A} for directed graph is TUM, where $\tilde{A}_{i,e} = 1$, $\tilde{A}_{j,e} = -1$ for each $e = (i \rightarrow j)$, and $A_{l,e} = 0$ for $l \neq i$ or j . The flow network representation vector z is associated with a TUM

matrix $A = [\tilde{A}, -\tilde{A}, I, -I]$ and $b = [0, 0, \tilde{b}, 0]$. If we have all capacity constraints $\tilde{b} \in \mathbb{Z}^{|E|}$, then we know the produced flow under a linear program is integer-valued.

We want to clarify that TUM is just one of the useful sufficient conditions to verify the integrality of a polyhedron, and there are other conditions often used in practice. For example, the total dual integrality condition and Edmonds-Giles' theorem could be used (Edmonds and Giles, 1977), which may apply even when A is not TUM. We refer the readers to Schrijver (1998) for a comprehensive review.

3 Gibbs sampling for Bayesian regression with combinatorial response

We now focus on a Bayesian regression model with combinatorial response $y_i \in \{0, 1\}^d$ and linear predictor $\mu_i = \beta x_i$, for $x_i \in \mathbb{R}^p$ and $\beta \in \mathbb{R}^{d \times p}$. We assign a matrix-normal prior $\beta \sim \text{Mat-N}(0, I_d, I_p \tau)$ with $\tau > 0$ a hyper-parameter, and use $\zeta_i \sim \text{N}(\mu_i, I_d)$. We have the augmented likelihood independent for $i = 1, \dots, n$:

$$\begin{aligned} \mathcal{L}(y_i, \zeta_i; \beta x_i) &\propto \prod_{j=1}^d \left\{ 1(y_{i,j} = 1, \zeta_{i,j} > (UA)_{i,j}) + 1(y_{i,j} = 0, \zeta_{i,j} < (UA)_{i,j}) \right\} \\ &\times \exp(-0.5 \|\zeta_i - \beta x_i\|_2^2) 1[u^{(i)} \in \mathcal{U}(y_i, \zeta_i), \mathcal{U}(y_i, \zeta_i) \neq \emptyset], \end{aligned}$$

To ease notation, we use $U \in \mathbb{R}^{n \times m}$ as the matrix whose (i, j) -th entry is $u_j^{(i)}$, hence $(UA)_{i,j} = A'_{\cdot j} u^{(i)}$.

To facilitate posterior computation, we now equip $u^{(i)}$ with a distribution supported on $\mathcal{U}(y_i, \zeta_i)$, we assign exponential kernel for those $u_k^{(i)} > 0$, leading to

$$\Pi_u(u^{(i)} \mid y_i, \zeta_i) = \frac{\prod_{k:(Ay_i-b)_k=0} \exp(-u_k^{(i)})}{c[\mathcal{U}(y_i, \zeta_i)]}, \quad (9)$$

where $c[\mathcal{U}(y_i, \zeta_i)]$ is the normalizing constant. Since $c[\mathcal{U}(y_i, \zeta_i)]$ depends on ζ_i , whose value

is likely intractable, we propose an accept–reject step to bypass its computation. For two sets $\mathcal{U}(y_i, \zeta_i)$ and $\mathcal{U}(y_i, \zeta_i^*)$, consider a third set $\mathcal{U}(y_i, \tilde{\zeta}_i)$, with $\tilde{\zeta}_{i,j} = \max(\zeta_{i,j}, \zeta_{i,j}^*)$ if $y_{i,j} = 1$ and $\tilde{\zeta}_{i,j} = \min(\zeta_{i,j}, \zeta_{i,j}^*)$ if $y_{i,j} = 0$. It is not hard to see both $\mathcal{U}(y_i, \zeta_i)$ and $\mathcal{U}(y_i, \zeta_i^*)$ are subsets of $\mathcal{U}(y_i, \tilde{\zeta}_i)$

Consider the event of drawing $u^{(i)*} \sim \Pi_u(\cdot \mid y_i, \tilde{\zeta}_i)$ in $\mathcal{U}(y_i, \tilde{\zeta}_i)$, and having $u^{(i)*}$ falling in the polyhedron $\mathcal{U}(y_i, \zeta_i)$, it has:

$$P[u^{(i)*} \in \mathcal{U}(y_i, \zeta_i)] = \frac{c[\mathcal{U}(y_i, \zeta_i)]}{c[\mathcal{U}(y_i, \tilde{\zeta}_i)]}.$$

Therefore, having an additional acceptance step using the above probability is essential in order to cancel out $c[\mathcal{U}(y_i, \zeta_i)]$ in the acceptance ratio. We now describe the Gibbs sampling algorithm, in which each MCMC iteration consists of the following steps:

- Update ζ_i for each i :

1. Generate $u^{(i)}$ from $\Pi(u^{(i)} \mid y_i, \zeta_i)$ as in (9). Propose ζ_i^* based on truncated normal over elements $j \in \{1, \dots, d\}$:

$$\zeta_{i,j}^* \sim \begin{cases} \text{TN}(\beta_j' x_i, 1) 1[\cdot > (UA)_{i,j}], & \text{if } y_{i,j} = 1; \\ \text{TN}(\beta_j' x_i, 1) 1[\cdot < (UA)_{i,j}], & \text{if } y_{i,j} = 0. \end{cases}$$

2. Based on $\mathcal{U}(y_i, \zeta_i)$ and $\mathcal{U}(y_i, \zeta_i^*)$, find $\mathcal{U}(y_i, \tilde{\zeta}_i)$, then draw another $u^{(i)*}$ from $\Pi(u^{(i)} \mid y_i, \tilde{\zeta}_i)$.
3. If $u^{(i)*} \in \mathcal{U}(y_i, \zeta_i)$, accept ζ_i^* as the updated value of ζ_i . Otherwise, keep the current value of ζ_i .

- Update β from matrix normal

$$(\beta \mid -) \sim \text{Mat-N}[\zeta' X' (X X' + I_p / \tau)^{-1}, I_d, (X X' + I_p / \tau)^{-1}],$$

where $X \in \mathbb{R}^{p \times n}$, $\zeta \in \mathbb{R}^{n \times d}$.

To explain the algorithm, we examine the first step as a Metropolis-Hastings step. On the transition from ζ_i to ζ_i^* , we have the joint probability kernel of the current ζ_i and proposed ζ_i^* , marginalized over $u^{(i)}$:

$$\begin{aligned} \mathcal{L}(y_i, \zeta_i; \beta x_i) & \int \frac{\prod_{k:(Ay_i-b)_k=0} e^{-u_k^{(i)}}}{c[\mathcal{U}(y_i, \zeta_i)]} 1(u^{(i)} \in \mathcal{U}_{y_i, \zeta_i}) \phi_{TN}(\zeta_i^* | u^{(i)}) 1(u^{(i)} \in \mathcal{U}_{y_i, \zeta_i^*}) du^{(i)} \frac{c[\mathcal{U}(y_i, \zeta_i)]}{c[\mathcal{U}(y_i, \tilde{\zeta}_i)]} \\ & \propto \exp(-0.5\|\zeta_i - \beta x_i\|_2^2) \exp(-0.5\|\zeta_i^* - \beta x_i\|_2^2) \\ & \times \int \left(\prod_{j=1}^d \left\{ \Phi[(UA)_{i,j} - \beta'_j x_i] 1(y_{i,j} = 0) + \Phi[\beta'_j x_i - (UA)_{i,j}] 1(y_{i,j} = 1) \right\} \right)^{-1} \\ & \times \left[\prod_{k:(Ay_i-b)_k=0} \exp(-u_k^{(i)}) \right] 1(u^{(i)} \in \mathcal{U}_{y_i, \zeta_i^*}) 1(u^{(i)} \in \mathcal{U}_{y_i, \zeta_i}) du^{(i)} \frac{1}{c[\mathcal{U}(y_i, \tilde{\zeta}_i)]}, \end{aligned}$$

where we use ϕ_{TN} to denote the truncated normal density. Since $\mathcal{U}(y_i, \tilde{\zeta}_i)$ is invariant to the ordering between ζ_i and ζ_i^* , we see the backward joint probability kernel from ζ_i^* to ζ_i is exactly the same. Therefore, the Metropolis-Hastings acceptance ratio is one.

Remark 1. At a relatively high dimension d , the large difference between $\mathcal{U}(y_i, \zeta_i)$ and $\mathcal{U}(y_i, \tilde{\zeta}_i)$ may cause $P[u^{(i)*} \in \mathcal{U}(y_i, \zeta_i)] \approx 0$. To avoid such an issue, one can update a subvector of ζ_i for all i in each iteration. Empirically, we find that updating a subvector of length less or equal to 100 keeps $P[u^{(i)*} \in \mathcal{U}(y_i, \zeta_i)]$ away from zero.

For drawing $u^{(i)}$ from (9), when $u^{(i)}$ is low-dimensional, we use rejection sampling. When $u^{(i)*}$ is relatively high-dimensional, we use the hit-and-run algorithm (Smith, 1984). Specifically, with $u^{(i)}$ initialized at $\omega \in \mathcal{U}(y_i, \zeta_i)$: (i) draw a uniform direction $v : \|v\|_2 = 1$, subject to $\sum_{k:(Ay_i-b)_k=0} v_k > 0$ and $v_k = 0 : (Ay_i-b)_k < 0$; (ii) find the longest interval (\tilde{a}, \tilde{b}) such that $\omega + \alpha v \in \mathcal{U}(y_i, \zeta_i)$ for all $\alpha \in (\tilde{a}, \tilde{b})$, then draw $\alpha^* \sim \text{Exp}_{(\tilde{a}, \tilde{b})}(\sum_{k:(Ay_i-b)_k=0} v_k)$, which is a truncated and shifted exponential distribution, with rate $\sum_{k:(Ay_i-b)_k=0} v_k$ and supported in (\tilde{a}, \tilde{b}) ; (iii) update ω to $\omega + \alpha^* v$. We repeat (i)-(iii) 100 times. The hit-and-run algorithm is efficient and shown to mix rapidly for drawing samples in a polyhedron (Lovász and Vempala, 2006; Chen and Eldan, 2022). In case one has an unbounded polyhedron,

one can truncate \tilde{a} and \tilde{b} at a large magnitude such as 10^5 . We see that (9) is always proper regardless if $\mathcal{U}(y_i, \zeta_i)$ is bounded or not.

4 Consistency theory

In this section, we theoretically analyze the asymptotic behavior of the posterior distribution in a combinatorial response model. We consider the setting where the response variables y_i take values in $\{0, 1\}^d \cap \mathcal{P}$, with d fixed and finite, while the sample size n diverges. We focus on the following two models:

- Intercept-only Model:

$$y_i = T(\zeta_i), \quad \zeta_i \mid \mu \stackrel{i.i.d.}{\sim} N(\mu, I_d), \quad \mu \sim \pi, \quad \forall i = 1, \dots, n. \quad (10)$$

- Regression model:

$$y_i = T(\zeta_i), \quad \zeta_i \mid \beta \stackrel{indep}{\sim} N(\beta x_i, I_d), \quad \beta \sim \pi, \quad \forall i = 1, \dots, n. \quad (11)$$

where T is the transformation defined in (2), and π represents the prior distribution on either μ or β , depending on the model under consideration.

4.1 Inconsistency of unconstrained model

For combinatorial responses, it might appear tempting to simply ignore the constraints and model each data point as an array of independent discrete outcomes. However, we show this model will lead to inconsistent estimates.

We illustrate the inconsistency using intercept-only models. Suppose the ground-truth data generating distribution is $P^0(Y = e) = p_e^0$ for each combinatorial outcome $e \in \{0, 1\}^d \cap \mathcal{P}$, and we use $q_{j1} = \sum_{e \text{ all } e} p_e^0 1(e_j = 1)$ to denote the marginal $P^0(Y_j = 1)$. We consider the

case that each $q_{j1} \in (0, 1)$, so that both 1 and 0 can appear in j -th dimension with positive probability.

Consider an unconstrained model that ignores the constraint $Az \leq b$, and hence models the responses as $y_{ij} \stackrel{i.i.d.}{\sim} \text{Bernoulli}(\Phi(\mu_j))$, with a prior $\mu \sim \pi(\mu)$. The resulting likelihood-prior product is

$$\exp \left[n \sum_{j=1}^d \left\{ \frac{n_{j1}}{n} \log \Phi(\mu_j) + \frac{n - n_{j1}}{n} \log \Phi(-\mu_j) \right\} + \log \pi(\mu) \right], \quad (12)$$

where $n_{j1} = \sum_{i=1}^n \mathbf{1}(y_{ij} = 1)$ denotes the number of ones in the j -th coordinate. Assuming the prior $\pi(\mu)$ has full support on \mathbb{R}^d and is invariant to n , the log-likelihood term dominates as $n \rightarrow \infty$. Consequently, the posterior for $\Phi(\mu_j)$ converges almost surely to a point mass: $\Pi(\Phi(\mu_j) \mid y_1, \dots, y_n) \xrightarrow{a.s.} \delta_{q_{j1}}$, where δ denotes a Dirac measure; this is analogous to the way that the maximum likelihood estimator (MLE) $\hat{\Phi}(\mu_j) = n_{j1}/n$.

Consequently, the fitted value under the unconstrained model has:

$$\tilde{P}(Y = e) \xrightarrow{a.s.} \prod_{j=1}^d q_{j1}^{e_j} (1 - q_{j1})^{1-e_j}.$$

Note that the limiting law of Y above is not guaranteed to be the same as p_e^0 . Perhaps the most striking difference is that for a value outside the combinatorial space, $e_1 \in \{0, 1\}^d \setminus \mathcal{P}$, we have $\tilde{P}(Y = e_1) > 0$, but the ground-truth is $P^0(Y = e_1) = 0$. For the example in Section 2.1, we have $n_{11}/n \xrightarrow{a.s.} 3/8$, $n_{21}/n \xrightarrow{a.s.} 3/8$, hence $\tilde{P}[Y = (1, 1)] \xrightarrow{a.s.} 9/64$, but we know $Y = (1, 1)$ cannot happen due to the combinatorial constraint.

4.2 Consistency under linear program link

We now discuss the consistency results. We focus on the scenario when the data generating distribution is (10) or (11), with ground truth and fixed μ_0 or β_0 . Our exposition progresses over three stages: (i) the consistent recovery of the law $P^0(Y = e)$ under the intercept-only model, regardless of whether we can recover μ_0 ; (ii) the consistent recovery of μ_0 ,

under additional identifiability conditions for the intercept-only model; (iii) the consistent recovery of β_0 in the regression model. Although (ii) may be viewed as a special case of (iii), establishing posterior consistency in regression is much more challenging than in the intercept-only model because the data are no longer identically distributed. Therefore, we keep (ii) and (iii) as two separate results.

To simplify notation, we denote by $Y^n := (Y_1, \dots, Y_n)$ the data and by P_μ^n the joint distribution of Y^n given μ .

4.2.1 Recovering probability law via intercept-only model

We first focus on recovering the ground-truth law of Y , $P(Y|\mu_0)$, under an intercept-only generative distribution:

$$P(Y = e \mid \mu_0) = \int_{T^{-1}(e)} \phi(\zeta; \mu_0, I_d) d\zeta, \quad e \in [0, 1]^d \cap \mathcal{P}.$$

For recovering the above, there is not much requirement needed for posterior consistency other than prior support, as described below.

Theorem 4. *If $\pi(\mathcal{V}_{\mu_0}) > 0$ for every open neighborhood \mathcal{V}_{μ_0} of μ_0 , then the posterior of the intercept-only model (10) is strongly consistent at estimating $P(Y \mid \mu_0)$. That is,*

$$\left\| \int P(Y \mid \mu) \Pi(\mu \mid Y^n) d\mu - P(Y \mid \mu_0) \right\|_1 \xrightarrow{n \rightarrow \infty} 0 \quad P_{\mu_0}^\infty - \text{almost surely}.$$

4.2.2 Recovering coefficients in intercept-only model

We want to clarify that the consistent recovery for $P(Y \mid \mu_0)$ does not imply the recovery for μ_0 . An identifiability issue may arise, for example, in a model where the response is a one-hot vector determined by the Gaussian latent variable that attains the maximum value:

$$y_i = \arg \max_z \zeta'_i z \quad \text{subject to } z \in \{0, 1\}^d \text{ and } \sum_{j=1}^d z_j = 1,$$

shifting all coordinates of μ by a constant scalar does not change the probability distribution of the outcomes. For such cases, a common strategy to ensure identifiability in generalized linear model is to impose equality constraint on the parameter μ , such as setting $\mu_1 = 0$ — equivalently, one assigns a degenerate prior $\pi(\mu)$.

On the other hand, there are cases under which μ is identifiable without the need of degenerate prior. We now introduce two sufficient conditions on the combinatorial space $\{0, 1\}^d \cap \mathcal{P}$ leading to identifiability of μ .

Condition 1. For every $e \in \{0, 1\}^d \setminus \mathcal{P}$, $(1 - e) \in \mathcal{P}$.

Condition 2. For each $j \in [d]$, there exists e^* and $e^{**} \in \{0, 1\}^d \cap \mathcal{P}$, such that $e_j^* = 0$ and $e_j^{**} = 1$.

A commonly used approach for establishing posterior consistency is Schwartz's Theorem (Schwartz, 1965), which involves the construction of an exponentially consistent test as introduced below.

Definition 1. Let $\mathcal{V}^c \subset \mathbb{R}^d$ and $\mu_0 \in \mathbb{R}^d$. A sequence test function $\psi_n(Y^n) : (\{0, 1\}^d \cap \mathcal{P})^n \rightarrow [0, 1]$ is said to be *exponentially consistent* for testing

$$H_0 : \mu = \mu_0 \text{ vs } H_1 : \mu \in \mathcal{V}^c$$

if there exists $C_1, C_2, b > 0$ such that

$$(a) \quad \mathbb{E}_{P_{\mu_0}^n}[\psi_n] \leq C_1 e^{-nb};$$

$$(b) \quad \inf_{\mu \in \mathcal{V}^c} \mathbb{E}_{P_{\mu}^n}[\psi_n] \geq 1 - C_2 e^{-nb}.$$

With these ingredients, we now establish the posterior consistency of the intercept-only model for recovering $\mu_0 \in \mathbb{R}^d$.

Theorem 5. *If $\pi(\mathcal{V}_{\mu_0}) > 0$ for every open neighborhood \mathcal{V}_{μ_0} of μ_0 , and Conditions 1 and 2 are satisfied, then the posterior of the model (10) is consistent at estimating μ_0 , i.e.,*

$$\Pi(\mathcal{V}_{\mu_0}^c \mid Y^n) \xrightarrow{n \rightarrow \infty} 0 \quad P_{\mu_0}^\infty - \text{almost surely.}$$

We provide the details of the test function in the appendix.

4.2.3 Recovering coefficients in regression model

Next, we establish posterior consistency in a regression model. A key distinction from the intercept-only model is that, here, Y_i 's are independent but not identically distributed. In the regression model, we follow Amewou-Atisso et al. (2003) and Sriram et al. (2013), and treat the covariates x_i as fixed. Let $Q_{i,\beta}$ denote the conditional law of Y_i given β . Let Q_β^n denote the conditional law of $Y^n = (Y_1, \dots, Y_n)$ given β . We have $Q_\beta^n = \prod_{i=1}^n Q_{i,\beta}$ and for $e \in \{0, 1\}^d \cap \mathcal{P}$,

$$Q_{i,\beta}(e) = \int_{T^{-1}(e)} \phi(\zeta_i; \beta x_i, I_d) d\zeta_i.$$

We have the posterior distribution of β given Y^n , for any $\mathcal{B} \subset \mathbb{R}^{d \times p}$:

$$\Pi(\mathcal{B} \mid Y_1, \dots, Y_n) = \frac{\int_{\mathcal{B}} Q_\beta^n(Y_1, \dots, Y_n) d\pi(\beta)}{\int_{\mathbb{R}^{p \times d}} Q_\beta^n(Y_1, \dots, Y_n) d\pi(\beta)}.$$

For two probability densities f and g , we define $V(f, g) := \int (\log(f/g) \vee 0)^2 f$.

With the above notations, we now employ an adapted version of Schwartz's Theorem showed by Amewou-Atisso et al. (2003). For this article to be self-contained, we first state the theorem below using our notations.

Theorem 6. *(Amewou-Atisso et al., 2003) Suppose the following conditions hold:*

- (i) *There exists an exponentially consistent sequence of tests $\psi_n(Y^n) : (\{0, 1\}^d \cap \mathcal{P})^n \rightarrow [0, 1]$ for testing*

$$H_0 : \beta = \beta_0 \text{ vs. } H_1 : \beta \in \mathcal{B}.$$

That is, there exist constants $C_1, C_2, b > 0$ such that:

$$(a) \mathbb{E}_{Q_{\beta_0}^n}[\psi_n] \leq C_1 e^{-nb};$$

$$(b) \inf_{\beta \in \mathcal{B}} \mathbb{E}_{Q_{\beta}^n}[\psi_n] \geq 1 - C_2 e^{-nb}.$$

(ii) For every $\delta_0 > 0$,

$$\pi \left(\left\{ \beta : \sup_i KL(Q_{i,\beta_0} \| Q_{i,\beta}) < \delta_0, \sum_{i=1}^{\infty} \frac{V(Q_{i,\beta_0}, Q_{i,\beta})}{i^2} < \infty \right\} \right) > 0.$$

Then, $\Pi(\mathcal{B} \mid Y^n) \xrightarrow{n \rightarrow \infty} 0 \quad Q_{\beta_0}^{\infty} - \text{almost surely.}$

Intuitively, to distinguish any $\beta \neq \beta_0$ from β_0 , the set of covariates $\{x_i\}_{i \in \mathbb{N}}$ must take various values. This leads to the additional condition we need for consistency.

Condition 3. There exists constant $\ell > 0$ such that for every $x^0 \in \mathcal{X} := \{x \in \mathbb{R}^p : \|x\|_2 \leq \ell\}$ and every $r > 0$,

$$\liminf_{n \rightarrow \infty} \frac{1}{n} \sum_{i=1}^n 1(\|x_i - x^0\|_2 < r) > 0$$

Condition 4. The covariates $\{x_i\}_{i \in \mathbb{N}}$ are bounded.

Condition 3 enables us to approximate any point in \mathcal{X} by a subsequence of $\{x_i\}_{i \in \mathbb{N}}$, hence enabling posterior concentration at the ground truth.

Theorem 7. *If the following conditions are satisfied:*

- *Conditions 1, 2, 3, and 4 hold;*
- *$\pi(\mathcal{V}_{\beta_0}) > 0$ for every open neighborhood \mathcal{V}_{β_0} of β_0 ;*
- *π is supported on a compact set in $\mathbb{R}^{d \times p}$,*

then the posterior of the model (11) is consistent at estimating β_0 , i.e.,

$$\Pi(\mathcal{V}_{\beta_0}^c \mid Y^n) \xrightarrow{n \rightarrow \infty} 0 \quad Q_{\beta_0}^{\infty} - \text{almost surely.}$$

Remark 2. We impose a compact support condition on π to ensure a proper upper-bounding of the norm of any $\beta \in \mathcal{B}$, which is crucial for constructing an exponentially consistent test. Potentially, one could relax the compact support assumption, but additional assumptions on the covariates may be needed.

Remark 3. In our settings, we view the covariates x_i as fixed. Alternatively, when x_i are i.i.d. drawn from a continuous distribution with bounded support, Conditions 3 and 4 are satisfied as well, hence the consistency result holds.

5 Simulation studies

To evaluate the performance of our method, we simulate data from a regression model with a true coefficient matrix $\beta \in \mathbb{R}^{d \times p}$. Each simulation uses $n = 1000$, $p = 5$ and d from a varying range. We examine how the method scales with response dimension by considering nine different values of d , ranging from small ($d = 2, 5, 10, 20, 50$) to large ($d = 100, 200, 500, 1000$).

We generate the constraint matrix A differently under low- and high-dimensional settings. In low dimension, we draw $A \in \mathbb{R}^{m \times d}$ uniformly in the binary TUM matrix space, using rejection sampling. In high dimension, since the rejection sampling has a high rejection rate, we generate a random graph containing m nodes and d edges, and use its directed incidence matrix as A , which is guaranteed to be TUM. The number of constraints m is chosen from $\{1, 5, 10, 20, 50, 100\}$. We use $b = 1$ in low dimension and a random binary vector for b in high dimension. For prior specification, we assign $\beta \sim \text{Mat-N}(0, I_d, I_p \tau)$ with τ set as 10.

For each simulation, we perform MCMC sampling with 50000 total iterations, discarding the first 5000 as burn-in and retaining every 25th sample as thinnings thereafter. The

resulting trace plots and autocorrelation function (ACF) plots shown in Figure 2 indicate efficient mixing of the Markov chain, with quick decay in the autocorrelation structure. For the running time per 10000 iterations, it takes 0.76 minutes for $(d, m) = (2, 1)$, 79 minutes for $(d, m) = (1000, 1)$, and 518 minutes for $(d, m) = (1000, 100)$, using Rcpp on MacBook Pro with a 10-core CPU. We provide the R source code in the Supplementary Materials.

m	d								
	2	5	10	20	50	100	200	500	1000
1	0.046	0.066	0.076	0.065	0.086	0.079	0.090	0.094	0.091
5	-	-	0.066	0.084	0.084	0.081	0.082	0.088	0.087
10	-	-	-	0.088	0.099	0.084	0.095	0.807	0.088
20	-	-	-	-	0.116	0.104	0.090	0.091	0.091
50	-	-	-	-	-	0.209	0.171	0.125	0.104
100	-	-	-	-	-	-	-	0.263	0.128

Table 1: Root mean squared error (RMSE) for estimating β using posterior mean under different dimensionality (d, m) . We choose $d > m$ so that the number of constraints is smaller than the number of elements in y_i .

To assess estimation accuracy, we calculate the root mean squared error (RMSE) between the posterior mean estimates and the ground-truth values, presented in Table 1. Figure 3 displays the posterior distribution for each $\beta_{i,j}$ parameter, demonstrating that the credible intervals effectively capture the true parameter values. We provide additional details in the Supplementary Materials.

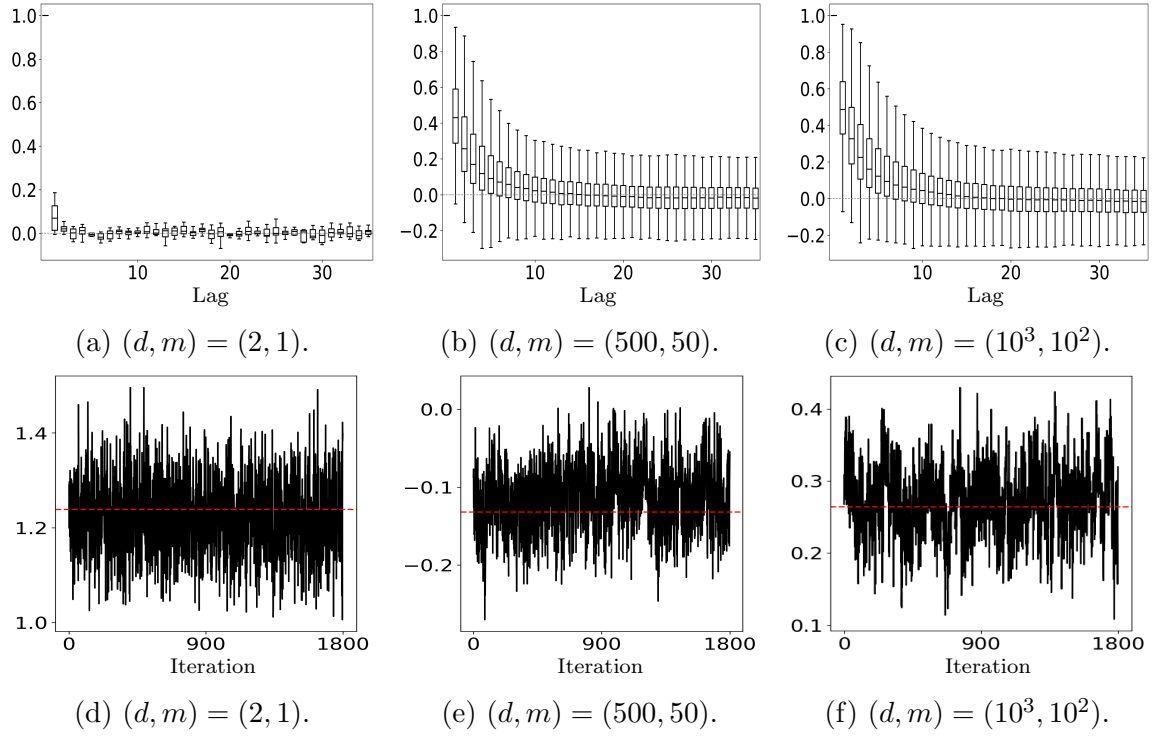


Figure 2: Autocorrelation function (ACF) and trace plots for different values of (d, m) . Each box displays the ACF of all $\beta_{i,j}$ parameters. The trace plots are based on a randomly chosen parameter under each setting.

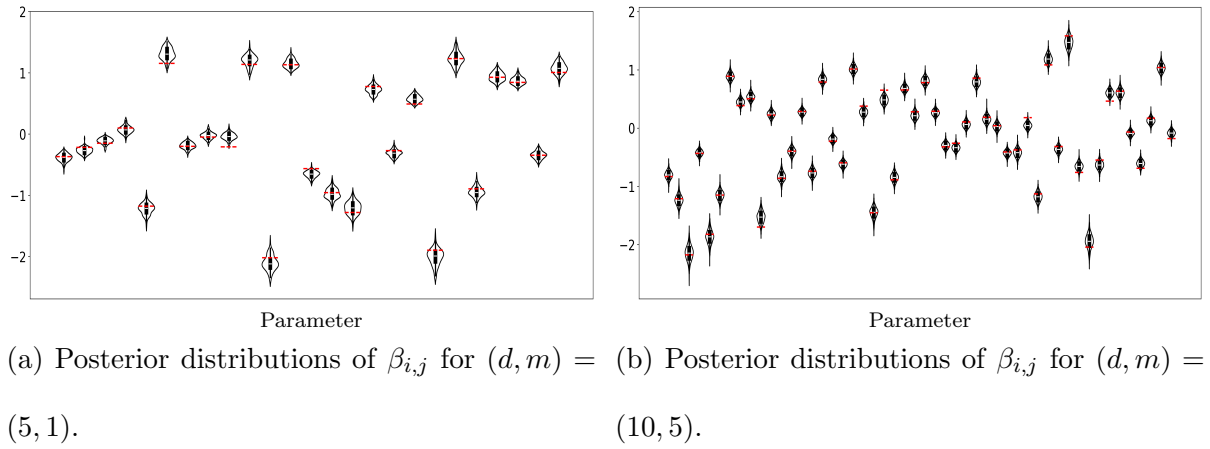


Figure 3: Violin plots of the posterior distributions of $\beta_{i,j}$ from MCMC sampling for different values of (d, m) . The red lines represent the ground truth.

6 Data analysis on waterfowl matching

We conduct data analysis on the seasonal matching of waterfowl. All waterfowl are monogamous, though their mating patterns differ across species. Geese, swans, and whistling ducks exhibit perennial monogamy with lifelong pair bonds, while ducks practice seasonal monogamy where pair bonds last 4 to 8 months, and they choose new mates each year. The pair formation process follows a clear seasonal pattern: pairing initiates during fall migration in September–October, most pairs are formed by December–January, and pair bonds continue to strengthen through winter and spring.

Our dataset is the temporal observation of the pairing of male and female ducks from November to March. In the dataset, there are 95 ducks ($|V| = 95$) in total, and from 7 different species: American Black Duck, Mallard, Gadwall, Scaup, Redhead, Canvasback, and Ring-necked Duck. Since pairs can only be formed between a male and a female within the same species, the observed matching $M^t = (V, E_M^t)$ at time t is the subgraph of a bipartite graph $G = (V, E_G)$, with 339 possible edges ($|E_G| = 339$). As described in Example 4 of Section 2, we use A as the incidence matrix for G , and convert each M^t into a binary vector $y_t \in \{0, 1\}^d$ with $d = 339$, corresponding to whether the e -th edge in G is chosen into M^t . The polyhedron associated with matching is then defined by $Ay_t \leq 1$. The maximal number of ones in y_t is 46, which is substantially smaller than 339 due to the polyhedron constraint.

For the covariates, time is modeled using B-splines corresponding to weeks. We use B-spline bases corresponding to $\kappa = 5$ columns in the spline matrix. Additionally, we incorporate the weights of both male and female ducks measured at the end of November. Our model for each latent variable $\zeta_t \in \mathbb{R}^d$ is

$$\zeta_t = \beta_0 \mathbf{1}_d + x_{\text{weights}} \beta_1 + C_{\text{species}} \beta_2 x_{\text{splines}:t} + \epsilon_t, \quad \epsilon_t \sim N(0, I_d)$$

where $\beta_0 \in \mathbb{R}$ is the common intercept, $x_{\text{weights}} \in \mathbb{R}^{d \times 2}$ has each row as the weights of two ducks on each edge of G , $\beta_1 \in \mathbb{R}^2$ is the coefficient vector for duck weights, $x_{\text{splines}:t} \in \mathbb{R}^{\kappa \times 1}$ corresponds to the B-spline basis function value at time t , $\beta_2 \in \mathbb{R}^{7 \times \kappa}$ is the coefficient matrix corresponding to 7 individual curves for species, $C_{\text{species}} \in \{0, 1\}^{d \times 7}$ is the indicator matrix for species in which each row has only one element equal one. For prior specification, we assign $\beta_0, \beta_{1:1}, \beta_{1:2} \stackrel{i.i.d.}{\sim} N(0, \tau_\alpha^{-1})$ and $\beta_{2:(i,\cdot)} \stackrel{indep}{\sim} N(0, (\tau_\beta s_i)^{-1} I_\kappa)$ with s_i denoting the number of ducks of species i . We use the parameterization with s_i in order for the full conditional of β_2 to be a matrix normal distribution. We set $\tau_\alpha = \tau_\beta = 0.1$. The posterior sampling method can be found in the Supplementary Material.

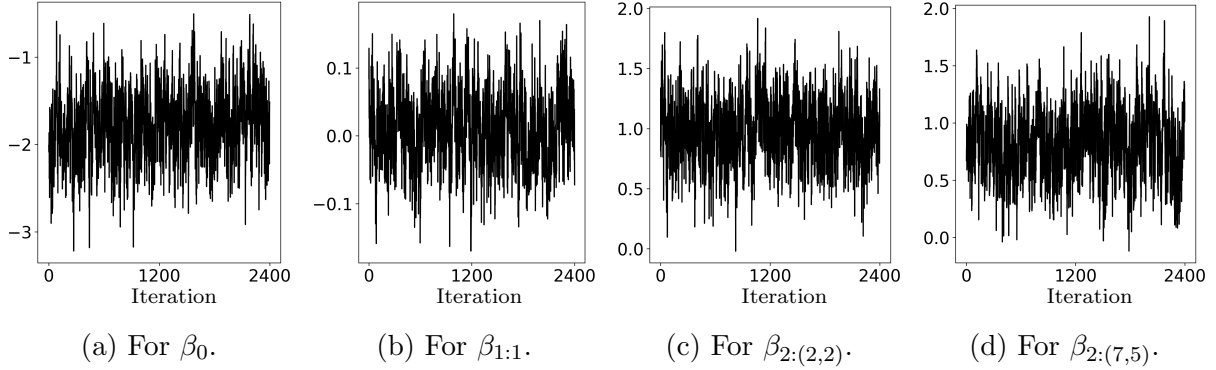


Figure 4: Trace plots of randomly selected parameters for the duck matching model.

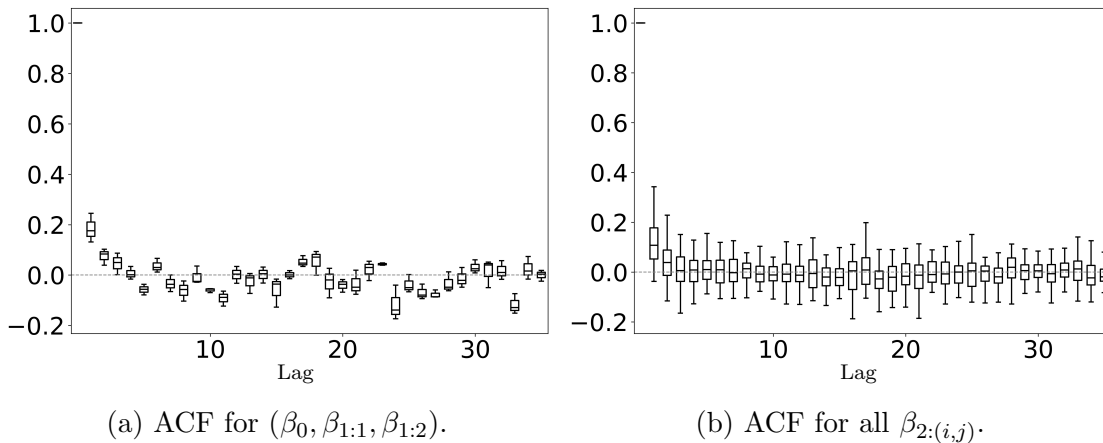


Figure 5: ACF plots for the ducking matching model. Each box displays the ACF of all parameter components.

We run 50000 MCMC iterations, with the first 2000 treated as burn-ins and the rest thinned at every 20th iteration. Figure 4 and 5 show the trace plots for four randomly selected parameters and the ACF plots, which show excellent mixing performance. Table 2 presents the posterior means and 95% credible intervals for the coefficient estimates of $\beta_{1:1}$ and $\beta_{1:2}$, corresponding to the fixed effects of the male and female duck weights, respectively. The effect of female duck weight is statistically significant, while the effect of male duck weight is not.

Parameter	Estimate	Credible Interval
Intercept β_0	-1.786	(-2.566, -1.006)
Male weight $\beta_{1:1}$	0.010	(-0.090, 0.116)
Female weight $\beta_{1:2}$	0.187	(0.012, 0.362)

Table 2: Coefficient estimates and 95% credible intervals for β_0 and β_1 .

We now show how the matching probability changes over time for each species. We plot the probability curves separately for male and female ducks, while fixing the weight to

be the medium of the males and females, respectively. The probabilities are computed by Monte Carlo integration, which involves sampling 1000 ζ_t 's given β at each time point t and computing the associated $\tilde{y}_t = T(\zeta_t)$ using linear program. We evaluate the probability of $\sum_{e:e=(i,j^*) \text{ or } (j^*,i)} \tilde{y}_{t,e} = 1$ (j^* is the index of the medium-weight duck), corresponding to the event that the duck j^* forms a match with another one. We calculate these probabilities for each Markov chain sample of β , allowing us to obtain point-wise 95% credible bands. We plot the curves in Figure 6. In addition, we overlay the mean curves between the two sexes and show comparison in the Supplementary Materials.

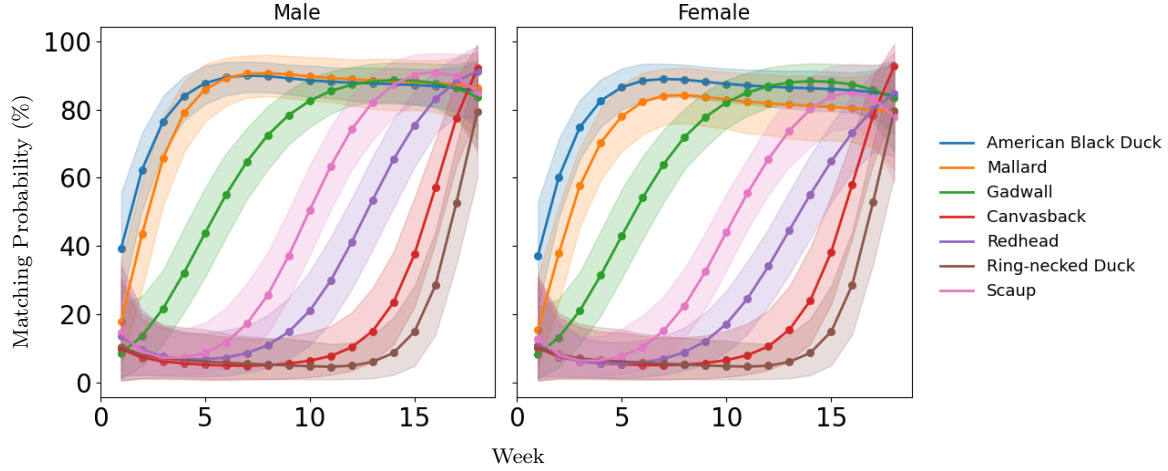


Figure 6: Matching probabilities over time with pointwise 95% credible bands.

We can see a clear difference between dabbling ducks (American Black Duck, Mallard, Gadwall) and diving ducks (Scaup, Redhead, Canvasback, Ring-necked Duck). This is consistent with the biological knowledge that dabbling ducks tend to form pairs much earlier than diving ducks. On the other hand, we can see that Gadwall form matchings slightly later than American Black Duck and Mallard in the year.

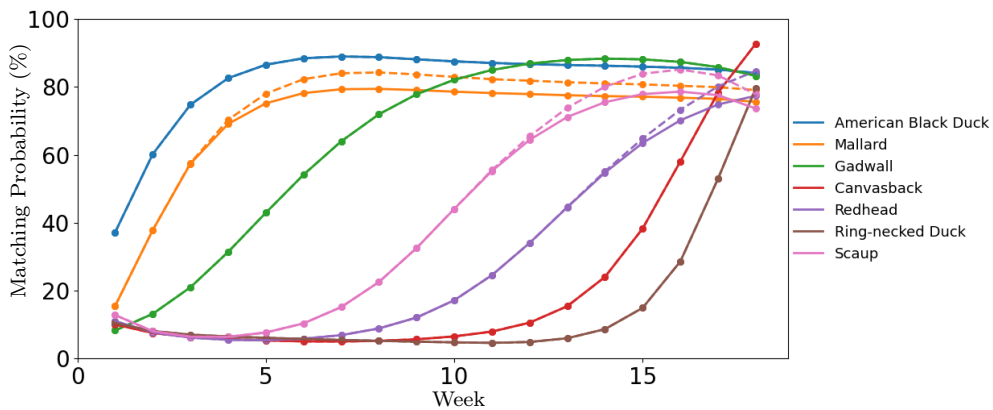


Figure 7: Mean matching probabilities over time for female ducks. Solid lines correspond to having competition, and dashed lines correspond to no competition.

Next, given that there are more females than males for some species in this dataset, we assess the effects of competition on the matching probabilities. To be exact, we compute the conditional probability given that there is at least one opposite-sex duck of the same species that is not matched to any other duck, and view it as a surrogate measure of matching probability if there were no competition. We provide the result in Figure 7. For Mallard, the effects of competition start to show as early as in the fourth week, whereas the effects show for Redhead and Scaup later in the season.

7 Discussion

In this article, we propose a likelihood-based approach for handling combinatorial response data. We take advantage of the properties of integer linear program, which lead to a data augmentation strategy that enjoys both tractable theoretic analysis and efficient computation. There are several interesting directions worth further pursuing. First, we could explore alternative computational algorithms, such as Hamiltonian Monte Carlo (HMC) or expectation-maximization (EM) algorithm. Since both algorithms are iterative, a compu-

tational bottleneck is the cost of solving linear program when evaluating the likelihood or taking expectation associated with $1(y_i = \arg \max_{z \in \mathbb{Z}^d \cap \mathcal{P}} \zeta'_i z)$. Potentially, one could avoid such cost by considering the dual form as we did in the Gibbs sampler, or borrowing strength from the existing toolbox in robust optimization that allows uncertainty on objective function coefficients (Gabrel et al., 2014). Second, for consistency theory, we consider the case when the ground truth is covered by the family of our specified models. On the other hand, it remains to be seen if one could recover the fitted value functional under some level of model misspecification. Third, we could extend the strategy of augmenting observed data with optimization decision variables beyond linear program. For example, there is a large class of optimization approaches based on semi-definite program, which are applicable to statistical inference tasks such as covariance modeling and metric learning.

A Appendix: lemmas and proofs

Proof of Theorem 1. We first prove the claim that if the solution to continuous linear program is not unique, then there exists another vertex that is also optimal.

Given any $\zeta_i \in \mathbb{R}^d$ fixed. Suppose that $z_1 \neq z_2 \in \mathcal{P}$ are both optimal with $\zeta'_i z_1 = \zeta'_i z_2 = v$, z_1 is a vertex of \mathcal{P} , and z_2 is not a vertex of \mathcal{P} . Take any vertex $z_3 \in \mathcal{P}$ different than z_1 . There exist $z_4 \in \mathcal{P}$ and $\lambda \in (0, 1)$ such that $z_2 = \lambda z_3 + (1 - \lambda)z_4$. By the optimality of z_2 ,

$$v = \zeta'_i z_2 = \lambda \zeta'_i z_3 + (1 - \lambda) \zeta'_i z_4 \leq \lambda v + (1 - \lambda)v = v,$$

with the equality holds if and only if $\zeta'_i z_3 = \zeta'_i z_4 = v$. Therefore, z_3 is another vertex of \mathcal{P}

that is also optimal. Noting that $z_1 - z_3 \in \mathbb{Z}^d$ and $\zeta'_i(z_1 - z_3) = 0$, we have

$$\begin{aligned} & P(\text{Solution to (5) is NOT unique}) \\ & \leq P(\text{There exist distinct vertices } z_1, z_3 \in \mathcal{P} \text{ that are both solutions to (5)}) \\ & \leq \sum_{z \in \mathbb{Z}^d} P(\zeta'_i z = 0) = 0. \end{aligned}$$

□

Proof of Theorem 2. Rewriting the both sides of strong duality $\eta' \tilde{z} = u'b + 1'(\eta - A'u)_+$, we have the sufficient and necessary condition:

$$\sum_j \eta_j 1(\tilde{z}_j = 1) = u'b + \sum_j 1(\tilde{z}_j = 1)(\eta_j - A'_{\cdot j}u),$$

rearranging terms yields $u'b = \sum_j 1(\tilde{z}_j = 1)(A'_{\cdot j}u) = u'A\tilde{z}$, the first condition.

For sufficiency, note that the value of η_i does not impact the strong duality equality, as long as $\eta_j \geq A'_{\cdot j}u$ for $j : \tilde{z}_j = 1$, and $\eta_j \leq A'_{\cdot j}u$ for $j : \tilde{z}_j = 0$, hence \tilde{z} is optimal. For necessity, when \tilde{z} is optimal, we know we cannot have $\eta_j < A'_{\cdot j}u$ for $\tilde{z}_j = 1$ as $\hat{w}_j = A'_{\cdot j}\hat{u} - \eta_j > 0$ would violate complementary slackness; similarly, we cannot have $\eta_j > A'_{\cdot j}u$ for $\tilde{z}_j = 0$. □

Proof of Theorem 4. The Kullback-Leibler divergence between $P(Y|\mu_0)$ and $P(Y|\mu)$ is given by

$$KL(P(Y|\mu_0)||P(Y|\mu)) = \sum_{e \in \{0,1\}^d \cap \mathcal{P}} P(Y = e|\mu_0) \log \left(\frac{P(Y = e|\mu_0)}{P(Y = e|\mu)} \right).$$

For any given μ_0 as the true value of μ , we aim to establish $P(Y|\mu_0) \in KL(P_{\mu\#}\pi)$:

$$P_{\mu\#}\pi(\{P(Y|\mu) : KL(P(Y|\mu_0)||P(Y|\mu)) < \epsilon\}) > 0,$$

where $P_{\mu\#}\pi$ denotes the pushforward measure of π by $P(Y|\mu)$ since by construction $P(Y|\mu)$ is a measurable mapping from \mathbb{R}^d to $\Delta_K := \{z \in (0,1)^K : \sum_{i=1}^K z_i = 1\}$ where K is the cardinality of $\{0,1\}^d \cap \mathcal{P}$.

Note that $P(Y = e|\mu)$ is non-negative and continuous with respect to μ for every given e . It follows that for every $\epsilon > 0$, there exists $\delta_\epsilon > 0$, such that for $\mu \in B_{\delta_\epsilon}(\mu_0) := \{x : \|x - \mu_0\|_2 < \delta_\epsilon\}$, it holds that:

$$\max_{e \in \{0,1\}^d \cap \mathcal{P}} P(Y = e|\mu_0) \log \left(\frac{P(Y = e|\mu_0)}{P(Y = e|\mu)} \right) < \frac{\epsilon}{2^d}.$$

Hence, for every $\epsilon > 0$, we have

$$P_{\mu^\#} \pi(\{P(Y|\mu) : KL(P(Y|\mu_0) || P(Y|\mu)) < \epsilon\}) > \pi(B_{\delta_\epsilon}(\mu_0)) > 0.$$

Due to Theorem 4.4.2 in Ghosh and Ramamoorthi (2003), the posterior achieves weak consistency at $P(Y|\mu_0)$. However, since Y only takes finite number of values, the weak convergence topology matches with the total variation topology. Hence, the KL condition readily leads to strong posterior consistency at $P(Y|\mu_0)$ (in the space of discrete distributions on Y). \square

In order to establish the consistency results, we need the following lemma, which characterizes the sign of the partial derivative of $P(Y|\mu)$ with respect to μ .

Lemma 1. *For every $e \in \{0, 1\}^d \cap \mathcal{P}$,*

$$\text{sgn} \left(\frac{\partial P(Y = e|\mu)}{\partial \mu} \right) = \text{sgn}(e - 0.5),$$

provided that Assumption 2 holds.

Proof of Lemma 1. Given $\zeta_{(-j)} \in \mathbb{R}^{d-1}$, the j th-section of the pre-image of e , denoted by $T_j^{-1}(e|\zeta_{(-j)})$, is the set $\{\zeta_j \in \mathbb{R} : (\zeta_{(-j),1:j-1}, \zeta_j, \zeta_{(-j),j:d-1}) \in T^{-1}(e)\}$. Let $\mathcal{U}(\zeta_{(-j)})$ denote the set of possible values of u given $\zeta_{(-j)}$. From Theorem 2 we have the following representation of the element-wise restriction:

$$T_j^{-1}(e|\zeta_{(-j)}) = \begin{cases} [\inf_{u \in \mathcal{U}(\zeta_{(-j)})} A'_{\cdot j} u, \infty), & \text{if } e_j = 1; \\ (-\infty, \sup_{u \in \mathcal{U}(\zeta_{(-j)})} A'_{\cdot j} u], & \text{if } e_j = 0, \end{cases} \quad (13)$$

with the conventions $\inf_{u \in \emptyset} := \infty$ and $\sup_{u \in \emptyset} := -\infty$.

Take any $j = 1, \dots, d$ fixed. By Condition 2, there exist $e^*, e^{**} \in \{0, 1\}^d \cap \mathcal{P}$ satisfying $e_j^* + e_j^{**} = 1$. We claim that $T_j^{-1}(e|\zeta_{(-j)}) \neq \mathbb{R}$ for $\forall e \in \{0, 1\}^d \cap \mathcal{P}$. To see this, we can take $c = 2\|\zeta_{(-j)}\|_1$, and hence $\max_{e \in \{0, 1\}^d \cap \mathcal{P}, e_j=0} \zeta'_c e \leq \max_{e \in \{0, 1\}^d \cap \mathcal{P}, e_j=1} \zeta'_c e$ where $\zeta_c = (\zeta_{(-j), 1:j-1}, c, \zeta_{(-j), j:d-1})$, which results in $(c, \infty) \not\subset T_j^{-1}(e|\zeta_{(-j)})$ for any feasible e with $e_j = 0$. Similarly, $(-\infty, -c) \not\subset T_j^{-1}(e|\zeta_{(-j)})$ for any feasible e with $e_j = 1$.

Therefore, in light of (13), if $e_j = 1$, then $T_j^{-1}(e|\zeta_{(-j)}) = (c_1, \infty)$ where $c_1 \neq -\infty$, and it depends on e and $\zeta_{(-j)}$; if $e_j = 0$, then $T_j^{-1}(e|\zeta_{(-j)}) = (-\infty, c_2)$ where $c_2 \neq \infty$.

Now, taking the derivative with respect to μ_j , we have

$$\begin{aligned} \frac{\partial P(Y = e|\mu)}{\partial \mu_j} &= \int_{T^{-1}(e)} (\zeta_j - \mu_j) \phi(\zeta; \mu, I_d) d\zeta \\ &= \mathbb{E}_{\zeta_{(-j)}} \left[\int_{T_j^{-1}(e|\zeta_{(-j)})} (\zeta_j - \mu_j) \phi(\zeta_j; \mu_j, 1) d\zeta_j \right] \\ &= \begin{cases} \mathbb{E}_{\zeta_{(-j)}} \left[\int_{c_1 - \mu_j}^{\infty} s \phi(s; 0, 1) ds \right], & \text{if } e_j = 1, \\ \mathbb{E}_{\zeta_{(-j)}} \left[\int_{-\infty}^{c_2 - \mu_j} s \phi(s; 0, 1) ds \right], & \text{if } e_j = 0. \end{cases} \end{aligned} \quad (14)$$

Clearly, $\int_{c_1 - \mu_j}^{\infty} s \phi(s; 0, 1) ds > 0$ and $\int_{-\infty}^{c_2 - \mu_j} s \phi(s; 0, 1) ds < 0$, which finishes the proof. \square

Proof of Theorem 5. According to Schwartz (1965), the posterior consistency at μ_0 is achieved when (i) $P(Y|\mu_0) \in KL(P_{\mu_0^*}\pi)$ and (ii) there is an exponentially consistent test for testing

$$H_0 : \mu = \mu_0 \text{ vs } H_1 : \mu \in \mathcal{V}_{\mu_0}^c := \{\mu : \max_{1 \leq j \leq d} |\mu_j - \mu_{0,j}| > \Delta\}.$$

Condition (i) is satisfied provided that $\pi(\mathcal{V}_{\mu_0}) > 0$ for every open neighborhood \mathcal{V}_{μ_0} of μ_0 .

The proof is analogous to that of Theorem 4 and is therefore omitted. Next, we will find a suitable test satisfying condition (ii).

To cover $\mathcal{V}_{\mu_0}^c$, we use a union of $d2^d$ sets defined by coordinate-wise inequalities. More

precisely, each set is given by

$$W = \left\{ \mu \in \mathbb{R}^d : \mu_1 - \mu_{0,1} \square_1 \Delta, \mu_2 - \mu_{0,2} \square_2 0, \dots, \mu_d - \mu_{0,d} \square_d 0 \right\},$$

where for each j , $\square_j \in \{\leq, \geq\}$. In each such set, the number Δ appears in exactly one of the inequalities; furthermore, if the inequality involving Δ uses the symbol \leq , it is understood as $\mu_j - \mu_{0,j} \leq -\Delta$. This construction yields a cover of $\mathcal{V}_{\mu_0}^c$ consisting of $d2^d$ sets.

Now, for any W fixed, take $e \in \{0, 1\}^d$ such that $e_j = 1$ if \square_j is \geq and $e_j = 0$ otherwise. By Assumption 1, either e or $1 - e$ is in $\{0, 1\}^d \cap \mathcal{P}$. We first consider the case when $e \in \{0, 1\}^d \cap \mathcal{P}$.

We first consider the set W with $\mu_1 - \mu_{0,1} \geq \Delta$. Consider the following test function for each Y_i :

$$\psi_i = 1(Y_i = e).$$

For $\forall \mu \in W$, take $\mu_0^* = \mu_0 + (\Delta, 0, \dots, 0)^T$, by the multi-dimensional Mean Value Theorem, there exists $\xi = \lambda\mu + (1 - \lambda)\mu_0^*$ with $\lambda \in (0, 1)$ such that

$$P(Y = e|\mu) = P(Y = e|\mu_0^*) + \left[\frac{\partial P(Y = e|\mu)}{\partial \mu} \right]_{\mu=\xi}^T (\mu - \mu_0^*).$$

The second term on the right hand side is non-negative due to Lemma 1 and the construction of e . Next, using the univariate Mean Value Theorem, there exists $\lambda_0 \in (0, 1)$ such that

$$P(Y = e|\mu_0^*) = P(Y = e|\mu_0) + \Delta \cdot \frac{\partial P(Y = e|\mu)}{\partial \mu_1} \Big|_{\mu_1 = \Delta\lambda_0 + \mu_{0,1}}.$$

Denote the second term on the right hand side by Δ_0 . Then $\Delta_0 > 0$ and it only depends on Δ and μ_0 . Hence,

$$\inf_{\mu \in W} \mathbb{E}_\mu[\psi_i] = P(Y = e|\mu) \geq P(Y = e|\mu_0) + \Delta_0 > \mathbb{E}_{\mu_0}[\psi_i].$$

Now, set the test function $\psi_W(Y^n)$ (for testing against W) as the indicator function of the following set:

$$V_n := \left\{ \frac{1}{n} \sum_{i=1}^n \psi_i > P(Y = e|\mu_0) + \frac{\Delta_0}{2} \right\}.$$

Then by invoking Hoeffding's inequality (Page 14 in Dudley (1999)) twice on ψ_i and $1 - \psi_i$, respectively, we get

$$P_{\mu_0}^n(V_n) \leq \exp\left(-\frac{1}{2}\Delta_0^2 n\right),$$

and for $\forall \mu \in \mathcal{V}_{\mu_0}^c$,

$$P_{\mu}^n(V_n^c) \leq \exp\left(-2(P(Y = e|\mu) - P(Y = e|\mu_0) - \Delta_0/2)^2 n\right) \leq \exp\left(-\frac{1}{2}\Delta_0^2 n\right).$$

Hence, ψ_W is an exponentially consistent test for testing

$$H_0 : \mu = \mu_0 \text{ vs } H_1 : \mu \in W.$$

For W with $\mu_1 - \mu_{0,1} \leq -\Delta$, the construction of the test function is analogous except we set $\psi_i := 1(Y_i \neq e)$ and let ψ_W be the indicator function of

$$V_n := \left\{ \frac{1}{n} \sum_{i=1}^n \psi_i > P(Y \neq e|\mu_0) + \frac{\Delta_0}{2} \right\}.$$

In the other case, where $1 - e \in \{0, 1\}^d \cap \mathcal{P}$, we proceed as follows. For the set W with $\mu_1 - \mu_{0,1} \geq \Delta$, we define the test function by setting $\psi_i = 1(Y_i \neq 1 - e)$, and for the set W with $\mu_1 - \mu_{0,1} \leq -\Delta$, we set $\psi_i = 1(Y_i = 1 - e)$. The construction of the test function in these cases proceeds analogously to the previous case, so we omit the details. Similar arguments can be applied to construct test functions for the remaining coordinates (i.e., for $j \neq 1$).

Thus, for each set W covering $\mathcal{V}_{\mu_0}^c$, we obtain an exponentially consistent test ψ_W . Taking the maximum over these $d2^d$ test functions yields an exponentially consistent test for $\mathcal{V}_{\mu_0}^c$. Finally, invoking Schwartz's theorem completes the proof.

□

The following two lemmas are needed to establish Theorem 7.

Lemma 2. *Condition (ii) in Theorem 6 holds if Condition 4 holds, and $\pi(\mathcal{V}_{\beta_0}) > 0$ for every open neighborhood \mathcal{V}_{β_0} of β_0 .*

Proof of Lemma 2. Note that both of the following functions, which are defined on $\mathbb{R}^d \times \mathbb{R}^d$, are continuously differentiable with respect to their arguments $\mu, \mu^* \in \mathbb{R}^d$:

$$f_1(\mu, \mu^*) = \sum_{e \in \{0,1\}^d \cap \mathcal{Z}^*} P(Y = e | \mu^*) \log \frac{P(Y = e | \mu^*)}{P(Y = e | \mu)},$$

and

$$f_2(\mu, \mu^*) = \sum_{e \in \{0,1\}^d \cap \mathcal{Z}^*} P(Y = e | \mu^*) \left[\log \frac{P(Y = e | \mu^*)}{P(Y = e | \mu)} \right]^2.$$

Define

$$\mathcal{K}_\tau := \{v \in \mathbb{R}^d : \|v\|_2 \leq \tau\} \quad \text{for } \tau \geq 0.$$

Since $\mathcal{K}_\tau \times \mathcal{K}_\tau$ is compact, both f_1 and f_2 are Lipschitz continuous on $\mathcal{K}_\tau \times \mathcal{K}_\tau$. Therefore, there exists a constant $C_\tau > 0$ such that for all $(\mu, \mu^*) \in \mathcal{K}_\tau \times \mathcal{K}_\tau$,

$$\begin{aligned} |f_1(\mu, \mu^*)| \vee |f_2(\mu, \mu^*)| &= |f_1(\mu, \mu^*) - f_1(\mu^*, \mu^*)| \vee |f_2(\mu, \mu^*) - f_2(\mu^*, \mu^*)| \\ &\leq C_\tau \|\mu - \mu^*\|_2. \end{aligned}$$

Take $\forall \beta_0 \in \mathbb{R}^{d \times p}$ and $\forall \delta_0 > 0$ fixed. Due to Condition 4, $\sup_{i \in \mathbb{N}} \|\beta x_i - \beta_0 x_i\|_2 \leq \ell_1 \|\beta - \beta_0\|_2$ for some $\ell_1 > 0$. Taking $\tau_0 = \ell_2(1 + \|\beta_0\|_2)$, we have for $\forall \varepsilon \in (0, 1)$, if $\|\beta - \beta_0\|_2 < \varepsilon$, then $f_1(\beta x_i, \beta_0 x_i) \vee f_2(\beta x_i, \beta_0 x_i) < \varepsilon C_{\tau_0} \ell_1$ for every $i \in \mathbb{N}$. Taking $\varepsilon_0 = (\delta_0 \wedge 1)((1/C_{\tau_0} \ell_1) \wedge 1)/2 \in (0, 1)$, we have

$$\{\beta : \|\beta - \beta_0\|_2 < \varepsilon_0\} \subset \left\{ \beta : \sup_i KL(Q_{i, \beta_0} \| Q_{i, \beta}) < \delta_0, \sum_{i=1}^{\infty} \frac{V(Q_{i, \beta_0}, Q_{i, \beta})}{i^2} < \infty \right\}.$$

Since the set on the left has a positive measure under π , condition (ii) is verified. \square

Lemma 3. For $\mathcal{B}_{\epsilon,T} = \{\beta \in \mathbb{R}^{d \times p} : \epsilon < \|\beta - \beta_0\|_2 < T\}$ with $T > \epsilon > 0$, there exists an exponentially consistent sequence of tests for testing

$$H_0 : \beta = \beta_0 \text{ vs } H_1 : \beta \in \mathcal{B}_{\epsilon,T},$$

provided that Conditions 1, 2, and 3 hold.

Proof of Lemma 3. For any $\Delta > 0$ and $(j, k) \in \{1, \dots, d\} \times \{1, \dots, p\}$, define the following subsets:

$$\begin{aligned} \mathcal{B}_{j,k,1}^\Delta &:= \left\{ \beta \in \mathbb{R}^{d \times p} : (\beta - \beta_0)_{j,k} \geq \Delta \vee \max_{(j',k') \neq (j,k)} (\beta - \beta_0)_{j',k'}, \|\beta - \beta_0\|_2 < T \right\}, \\ \mathcal{B}_{j,k,0}^\Delta &:= \left\{ \beta \in \mathbb{R}^{d \times p} : (\beta - \beta_0)_{j,k} \leq -\Delta \wedge \min_{(j',k') \neq (j,k)} (\beta - \beta_0)_{j',k'}, \|\beta - \beta_0\|_2 < T \right\}. \end{aligned}$$

Setting $\Delta = \epsilon/\sqrt{dp}$, we obtain the inclusion:

$$\mathcal{B}_{\epsilon,T} \subset \bigcup_{j=1}^d \bigcup_{k=1}^p (\mathcal{B}_{j,k,1}^\Delta \cup \mathcal{B}_{j,k,0}^\Delta).$$

Thus, it suffices to construct exponentially consistent tests for the hypotheses:

$$H_0 : \beta = \beta_0 \quad \text{vs.} \quad H_1 : \beta \in \mathcal{B}_{j,k,1}^\Delta,$$

and

$$H_0 : \beta = \beta_0 \quad \text{vs.} \quad H_1 : \beta \in \mathcal{B}_{j,k,0}^\Delta.$$

We begin by constructing an exponentially consistent test for the first case with a fixed pair (j, k) . Without loss of generality, assume $(j, k) = (1, 1)$ and let $\ell > 1$.

Consider the following set for $\delta > 0$

$$\mathcal{O}_\delta := \{f \in (-\ell, \ell)^p : 1 + p|f_k| < f_1 < 1 + \delta, \forall k = 2, \dots, p\}.$$

Clearly, $\{\mathcal{O}_\delta : \delta > 0\}$ is a family of non-empty open subsets in \mathcal{X} . By Assumption 3, for $\forall \delta > 0$, there exists a subsequence $\{x_{n_i}\}_{i \in \mathbb{N}}$ such that $\{x_{n_i}\}_{i \in \mathbb{N}} \subset \mathcal{O}_\delta$. For $\forall \beta \in \mathcal{B}_{1,1,1}^\Delta$ and

$\forall i \in \mathbb{N}$, we have

$$\begin{aligned}
(\beta_1 - \beta_{0,1})^T x_{n_i} &= (\beta_1 - \beta_{0,1})^T (x_{n_i} - h^{(1)}) + (\beta_1 - \beta_{0,1})^T h^{(1)} \\
&\geq (\beta - \beta_0)_{1,1} \left(x_{n_i,1} - 1 - \sum_{k=2}^p |x_{n_i,k}| \right) + (\beta - \beta_0)_{1,1} \\
&> (\beta - \beta_0)_{1,1} (x_{n_i,1} - 1) \frac{1}{p} + (\beta - \beta_0)_{1,1} \\
&> (\beta - \beta_0)_{1,1},
\end{aligned} \tag{15}$$

where $h^{(1)} \in \mathbb{R}^p$ is a one-hot vector whose first entry is one and rest entries are zero.

Additionally, for those $j \neq 1$ such that $(\beta - \beta_0)_{j,1} \geq 0$,

$$\begin{aligned}
(\beta_j - \beta_{0,j})^T x_{n_i} &= (\beta_j - \beta_{0,j})^T (x_{n_i} - h^{(1)}) + (\beta_j - \beta_{0,j})^T h^{(1)} \\
&\geq (\beta - \beta_0)_{j,1} - |(\beta_j - \beta_{0,j})^T (x_{n_i} - h^{(1)})| \\
&\geq -(\beta - \beta_0)_{1,1} \sum_{k=1}^p |x_{n_i,k} - h_k^{(1)}| \\
&> -2\delta T,
\end{aligned} \tag{16}$$

and for those $j \neq 1$ such that $(\beta - \beta_0)_{j,1} < 0$,

$$\begin{aligned}
(\beta_j - \beta_{0,j})^T x_{n_i} &= (\beta_j - \beta_{0,j})^T (x_{n_i} - h^{(1)}) + (\beta_j - \beta_{0,j})^T h^{(1)} \\
&\leq (\beta - \beta_0)_{j,1} + |(\beta_j - \beta_{0,j})^T (x_{n_i} - h^{(1)})| \\
&< (\beta - \beta_0)_{1,1} \sum_{k=1}^p |x_{n_i,k} - h_k^{(1)}| \\
&< 2\delta T.
\end{aligned} \tag{17}$$

Define $e_\beta \in \mathbb{R}^d$ such that $e_{\beta,j} = 1$ if $(\beta - \beta_0)_{j,1} \geq 0$ and $e_{\beta,j} = 0$ otherwise. If $e_\beta \notin \{0, 1\}^d \cap \mathcal{P}$, then by Condition 1, it follows that $1 - e_\beta \in \{0, 1\}^d \cap \mathcal{P}$.

First, consider the case when $e_\beta \in \{0, 1\}^d \cap \mathcal{P}$. By Lemma 1 and the definition of e_β , we have

$$\frac{\partial P(Y = e_\beta \mid \mu)}{\partial \mu_j} > 0 \quad \text{if } (\beta - \beta_0)_{j,1} \geq 0, \quad \text{and} \quad \frac{\partial P(Y = e_\beta \mid \mu)}{\partial \mu_j} < 0 \quad \text{otherwise.} \tag{18}$$

Since for each j , $|\partial P(Y = e_\beta | \mu) / \partial \mu_j|$ is continuously differentiable in μ , and it remains strictly positive for all $\mu \in \mathbb{R}^d$ according to Lemma 1, it attains positive infimum and supremum over any compact subset of \mathbb{R}^d . In particular, defining the compact set $K_0 = \{\mu : \|\mu\|_1 \leq 2\ell\|\beta_0\|_1 + \Delta\}$, we set

$$\begin{aligned}\underline{\rho} &:= \min_{1 \leq j \leq d} \min_{e \in \{0,1\}^d \cap \mathcal{Z}^*} \inf_{\mu \in K_0} \left| \frac{\partial P(Y = e | \mu)}{\partial \mu_j} \right| > 0, \\ \bar{\rho} &:= \max_{1 \leq j \leq d} \max_{e \in \{0,1\}^d \cap \mathcal{Z}^*} \sup_{\mu \in K_0} \left| \frac{\partial P(Y = e | \mu)}{\partial \mu_j} \right| > 0.\end{aligned}\tag{19}$$

Next, we evaluate the following quantities for $j' = 1, \dots, d$:

$$I_{j'} := P(Y = e_\beta | \mu^{(j')}) - P(Y = e_\beta | \mu^{(j'-1)}),$$

where $\mu^{(j')} \in \mathbb{R}^d$ is a vector whose first j' entries are the same as those of βx_{n_i} , and whose last $d - j'$ entries are the same as those of $\beta_0 x_{n_i}$. Specially, $\mu^{(0)} = \beta_0 x_{n_i}$ and $\mu^{(d)} = \beta x_{n_i}$.

For $j' = 2, \dots, d$, using (16), (17), (18), and (19), we have

$$I_{j'} > -2\bar{\rho}\delta T, \quad j' = 2, \dots, d.$$

For I_1 , due to Lemma 1 and (15),

$$I_1 \geq P(Y = e_\beta | \beta_0 x_{n_i} + \Delta h^{(1)}) - P(Y = e_\beta | \beta_0 x_{n_i}).$$

Since only the first element of the mean vector changes, we apply the univariate Mean Value Theorem. Thus, there exists $\xi_2 = \beta_0 x_{n_i} + \lambda_2 \Delta h^{(1)}$ with some $\lambda_2 \in (0, 1)$ such that

$$P(Y = e_\beta | \beta_0 x_{n_i} + \Delta h^{(1)}) - P(Y = e_\beta | \beta_0 x_{n_i}) = \Delta \frac{\partial P(Y = e_\beta | \mu)}{\partial \mu_1} \Big|_{\mu = \xi_2}.$$

It follows that

$$I_1 > \underline{\rho}\Delta.$$

Taking $\delta \triangleq \underline{\rho}\Delta / [4(d-1)\bar{\rho}T]$, we have

$$P(Y = e_\beta | \beta x_{n_i}) - P(Y = e_\beta | \beta_0 x_{n_i}) = \sum_{j'=1}^d I_{j'} > \underline{\rho}\Delta - 2(d-1)\bar{\rho}\delta T = \underline{\rho}\Delta/2.$$

In the above we consider the case when $e_\beta \in \{0, 1\}^d \cap \mathcal{P}$. If $e_\beta \notin \{0, 1\}^d \cap \mathcal{P}$, we take the complementary $1 - e_\beta$. In this case, a similar argument gives

$$P(Y \neq 1 - e_\beta | \beta x_{n_i}) - P(Y \neq 1 - e_\beta | \beta_0 x_{n_i}) > \underline{\rho} \Delta / 2.$$

Given any $\beta \in \mathcal{B}_{1,1,1}^\Delta$, at least one of e_β and $(1 - e_\beta)$ is feasible. In our construction we check e_β first, so each β is uniquely associated with an element of $\{0, 1\}^d \cap \mathcal{P}$. Let K denote the cardinality of the set $\{0, 1\}^d \cap \mathcal{P}$. We can partition $\mathcal{B}_{1,1,1}^\Delta$ into $2K$ disjoint subsets such that all β in any one subset correspond to the same element in $\{0, 1\}^d \cap \mathcal{P}$. More specifically, for $m = 1, \dots, K$ we denote by $\mathcal{B}_{1,1,1,m}^\Delta$ the subsets where e_β is feasible, and for $m = K + 1, \dots, 2K$ we denote by $\mathcal{B}_{1,1,1,m}^\Delta$ the subsets where e_β is not feasible (hence $1 - e_\beta$ is feasible). For simplicity, we denote the corresponding e_β on $\mathcal{B}_{1,1,1,m}^\Delta$ by $e^{(m)}$.

Next, we construct an exponentially consistent test for testing

$$H_0 : \beta = \beta_0 \text{ vs } H_1 : \beta \in \mathcal{B}_{1,1,1,m}^\Delta$$

following the approach in Proposition 3.1 of Amewou-Atisso et al. (2003). Let $\mathcal{I}_n := \{i : 1 \leq i \leq n, x_i \in \mathcal{O}_\delta\}$ and let $|\mathcal{I}_n|$ be the cardinality of \mathcal{I}_n . First consider $m \in \{1, \dots, K\}$ fixed. Set

$$\psi_i := 1(Y_i = e^{(m)})1(i \in \mathcal{I}_n) + 1(i \notin \mathcal{I}_n),$$

and

$$\alpha_i := (P(Y = e^{(m)} | \beta_0 x_i) + \underline{\rho} \Delta / 4)1(i \in \mathcal{I}_n) + 1(i \notin \mathcal{I}_n).$$

We set the test function as the following indicator function:

$$\psi_{\mathcal{B}_{1,1,1,m}^\Delta}(Y^n) := 1 \left(\sum_{i=1}^n \psi_i > \sum_{i=1}^n \alpha_i \right).$$

Using Hoeffding's inequality, we have

$$\begin{aligned}\mathbb{E}_{Q_{\beta_0}^n}[\psi_{\mathcal{B}_{1,1,1,m}^\Delta}(Y^n)] &= Q_{\beta_0}^n \left(\sum_{i=1}^n [\psi_i - \mathbb{E}_{Q_{i,\beta_0}} \psi_i] > |\mathcal{I}_n| \underline{\rho} \Delta / 4 \right) \\ &\leq \exp \left(-\frac{1}{8} n \underline{\rho}^2 \Delta^2 \left(\frac{|\mathcal{I}_n|}{n} \right)^2 \right),\end{aligned}$$

and for $\forall \beta \in \mathcal{B}_{1,1,1,m}^\Delta$,

$$\begin{aligned}\mathbb{E}_{Q_\beta^n}[1 - \psi_{\mathcal{B}_{1,1,1,m}^\Delta}(Y^n)] &= Q_{\beta_0}^n \left(\sum_{i=1}^n [(1 - \psi_i) - (1 - \mathbb{E}_{Q_{i,\beta}} \psi_i)] > \sum_{i=1}^n [-\alpha_i + \mathbb{E}_{Q_{i,\beta}} \psi_i] \right) \\ &\leq Q_{\beta_0}^n \left(\sum_{i=1}^n [(1 - \psi_i) - (1 - \mathbb{E}_{Q_{i,\beta}} \psi_i)] > |\mathcal{I}_n| \underline{\rho} \Delta / 4 \right) \\ &\leq \exp \left(-\frac{1}{8} n \underline{\rho}^2 \Delta^2 \left(\frac{|\mathcal{I}_n|}{n} \right)^2 \right).\end{aligned}$$

Let $b = (\liminf_{n \rightarrow \infty} |\mathcal{I}_n|/n)^2 \underline{\rho}^2 \Delta^2 / 8$. Due to Condition 3, $\liminf_{n \rightarrow \infty} |\mathcal{I}_n|/n > 0$, and hence $b > 0$. Thus, for sufficiently large n ,

$$\mathbb{E}_{Q_{\beta_0}^n}[\psi_{\mathcal{B}_{1,1,1,m}^\Delta}(Y^n)] \leq \exp(-nb),$$

and

$$\mathbb{E}_{Q_\beta^n}[1 - \psi_{\mathcal{B}_{1,1,1,m}^\Delta}(Y^n)] \leq \exp(-nb).$$

Next consider $\mathcal{B}_{1,1,1,m}^\Delta$ for $m \in \{K+1, \dots, 2K\}$. In this case, we set

$$\psi_i := 1(Y_i \neq e^{(m)})1(i \in \mathcal{I}_n) + 1(i \notin \mathcal{I}_n),$$

and

$$\alpha_i := (P(Y \neq e^{(m)} | \beta_0 x_i) + \underline{\rho} \Delta / 4)1(i \in \mathcal{I}_n) + 1(i \notin \mathcal{I}_n).$$

The rest of the argument for bounding the type I and II errors is the same as the first case.

For $\mathcal{B}_{1,1,0}^\Delta$, we can find an exponentially consistent test using similar arguments. To sum up, we have demonstrated that there exists an exponentially consistent test for testing each

cover of $\mathcal{B}_{\epsilon,T}$. Since we only use a finite and fixed number of covers, taking the maximum of those test functions yields an exponentially consistent test for testing

$$H_0 : \beta \in \beta_0, \text{ vs } H_1 : \beta \in \mathcal{B}_{\epsilon,T}.$$

□

Proof of Theorem 7. Theorem 7 follows directly from Theorem 6, Lemma 2, and Lemma 3. Lemma 2 verifies condition (ii) of Theorem 6, while Lemma 3 constructs an exponentially consistent test for testing against a bounded alternative parameter space \mathcal{B} . □

References

- Albert, J. H. and S. Chib (1993). Bayesian Analysis of Binary and Polychotomous Response Data. *Journal of the American Statistical Association* 88(422), 669–679.
- Amewou-Atisso, M., S. Ghosal, J. K. Ghosh, and R. Ramamoorthi (2003). Posterior Consistency for Semi-Parametric Regression Problems. *Bernoulli* 9(2), 291–312.
- Baptista, R. and M. Poloczek (2018). Bayesian Optimization of Combinatorial Structures. In J. Dy and A. Krause (Eds.), *Proceedings of the 35th International Conference on Machine Learning*, Volume 80 of *Proceedings of Machine Learning Research*, pp. 462–471. PMLR.
- Chen, Y. and R. Eldan (2022). Hit-and-run Mixing via Localization Schemes. *arXiv preprint arXiv:2212.00297*.
- Dudley, R. M. (1999). Introduction: Donsker’s Theorem, Metric Entropy, and Inequalities. In *Uniform Central Limit Theorems*, Volume 63 of *Cambridge Studies in Advanced Mathematics*, pp. 1–22. Cambridge: Cambridge University Press.

- Edmonds, J. and R. Giles (1977). A Min-Max Relation for Submodular Functions on Graphs. In P. Hammer, E. Johnson, B. Korte, and G. Nemhauser (Eds.), *Studies in Integer Programming*, Volume 1 of *Annals of Discrete Mathematics*, pp. 185–204. Elsevier.
- Gabrel, V., C. Murat, and A. Thiele (2014). Recent Advances in Robust Optimization: An Overview. *European Journal of Operational Research* 235(3), 471–483.
- Ghosh, J. K. and R. V. Ramamoorthi (2003). Consistency Theorems. In *Bayesian Non-parametrics*, Springer Series in Statistics, pp. 121–140. New York: Springer.
- Hoff, P. D. (2007). Extending the Rank Likelihood for Semiparametric Copula Estimation. *The Annals of Applied Statistics* 1(1), 265–283.
- Hoff, P. D., A. E. Raftery, and M. S. Handcock (2002). Latent Space Approaches to Social Network Analysis. *Journal of the American Statistical Association* 97(460), 1090–1098.
- Hoffman, A. J. and J. B. Kruskal (2010). Integral Boundary Points of Convex Polyhedra. In M. Jünger, T. M. Liebling, D. Naddef, G. L. Nemhauser, W. R. Pulleyblank, G. Reinelt, G. Rinaldi, and L. A. Wolsey (Eds.), *50 Years of Integer Programming 1958–2008: From the Early Years to the State-of-the-Art*, pp. 49–76. Berlin, Heidelberg: Springer.
- Lovász, L. and S. Vempala (2006). Fast Algorithms for Logconcave Functions: Sampling, Rounding, Integration and Optimization. In *47th Annual IEEE Symposium on Foundations of Computer Science (FOCS 2006)*, Berkeley, CA, USA, pp. 57–68. IEEE.
- Manrique-Vallier, D. and J. P. Reiter (2014). Bayesian Estimation of Discrete Multivariate Latent Structure Models with Structural Zeros. *Journal of Computational and Graphical Statistics* 23(4), 1061–1079.

- Rue, H., S. Martino, and N. Chopin (2009). Approximate Bayesian Inference for Latent Gaussian Models by Using Integrated Nested Laplace Approximations. *Journal of the Royal Statistical Society: Series B (Statistical Methodology)* 71(2), 319–392.
- Schrijver, A. (1998). *Theory of Linear and Integer Programming*. Chichester: John Wiley & Sons.
- Schwartz, L. (1965). On Bayes Procedures. *Zeitschrift für Wahrscheinlichkeitstheorie und Verwandte Gebiete* 4(1), 10–26.
- Smith, R. L. (1984). Efficient Monte Carlo Procedures for Generating Points Uniformly Distributed Over Bounded Regions. *Operations Research* 32(6), 1296–1308.
- Sriram, K., R. V. Ramamoorthi, and P. Ghosh (2013). Posterior Consistency of Bayesian Quantile Regression Based on the Misspecified Asymmetric Laplace Density. *Bayesian Analysis* 8(2), 479–504.
- Wolsey, L. A. and G. L. Nemhauser (1999). *Integer and Combinatorial Optimization*. New York: John Wiley & Sons.

Supplementary Materials

R source code

The R software implementation is provided and maintained on https://github.com/YuZh98/Combinatorial_Data_Modeling.

Posterior sampling in data application

We propose a posterior sampling scheme for the following hierarchical model, which will be applied in Section 6 to sample the parameters β_0 , β_1 , and β_2 :

$$\begin{aligned}\zeta &\sim \text{Mat-N}(\mu, I_n, I_d), \\ \mu &= \sum_{m=1}^M \alpha_m W_m + B\beta C, \\ \alpha &= (\alpha_1, \dots, \alpha_M)' \sim \mathcal{N}(0, V_\alpha), \\ \beta &\sim \text{Mat-N}(0, I_\kappa, (\tau_\beta C^\top C)^{-1}),\end{aligned}$$

where $W_m \in \mathbb{R}^{n \times d}$, $B \in \mathbb{R}^{n \times \kappa}$, $\beta \in \mathbb{R}^{\kappa \times K}$, and $C \in \mathbb{R}^{K \times d}$ is a matrix whose columns are one-hot vectors.

For each $k = 1, \dots, K$, define the index set $J_k := \{j : C_{k,j} = 1\}$, and let $s_k := |J_k|$ denote its cardinality. Then, $C^\top C = \text{diag}(s_1, \dots, s_K)$, and we assume $s_k > 0$ for all k . Our goal is to infer the parameters (α, β) .

We employ a Gibbs sampling algorithm that alternately samples the regression coefficients α and the matrix β from their respective full conditional distributions. The steps are as follows:

- Sample β given α :

Define the matrix

$$Q := (B^\top B + \tau_\beta I_\kappa)^{-1} B^\top \left(\zeta - \sum_{m=1}^M \alpha_m W_m \right),$$

and let Q_j denote the j -th column of Q . Then, the columns of $\beta = (\beta_1, \dots, \beta_K)$ are conditionally independent and sampled as

$$\beta_k \sim \text{N} \left(\frac{1}{s_k} \sum_{j \in J_k} Q_j, \frac{1}{s_k} (B^\top B + \tau_\beta I_\kappa)^{-1} \right).$$

- Sample α given β :

Let $\Gamma \in \mathbb{R}^{M \times M}$ be the Gram matrix with entries $\Gamma_{s,t} = \text{trace}(W_s^\top W_t)$, and define the vector $\gamma \in \mathbb{R}^M$ with entries

$$\gamma_m = \text{trace}(W_m^\top (\zeta - B\beta C)).$$

Then, α is sampled from

$$\alpha \sim N((\Gamma + V_\alpha^{-1})^{-1}\gamma, (\Gamma + V_\alpha^{-1})^{-1}).$$

Additional results for the data application

Figure 8 shows the estimated matching probabilities over time for both sexes to facilitate comparison. Overall, the matching probabilities for males are generally higher than or equal to those for females.

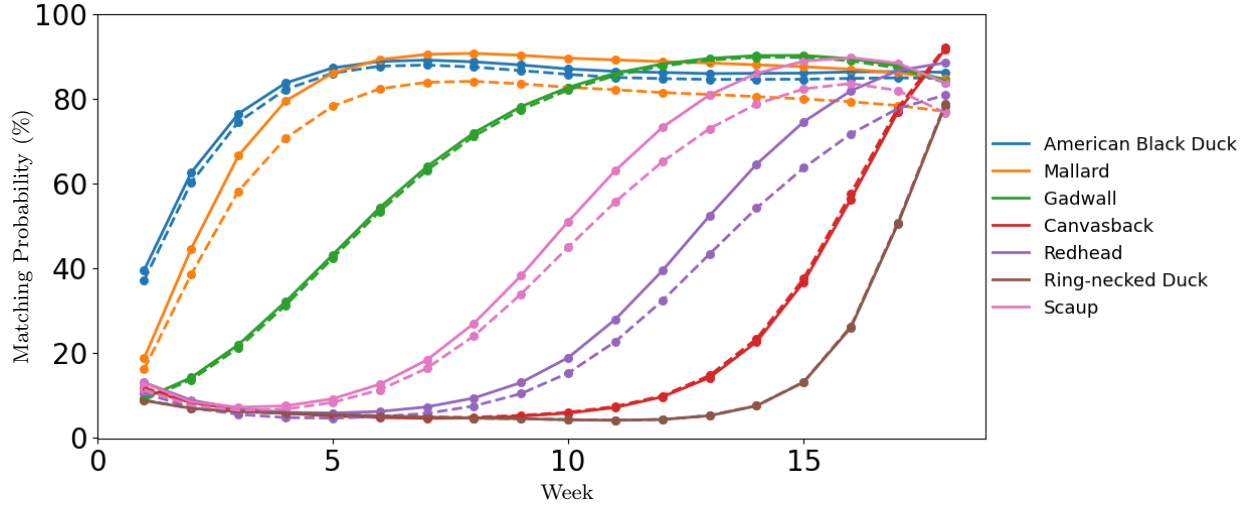
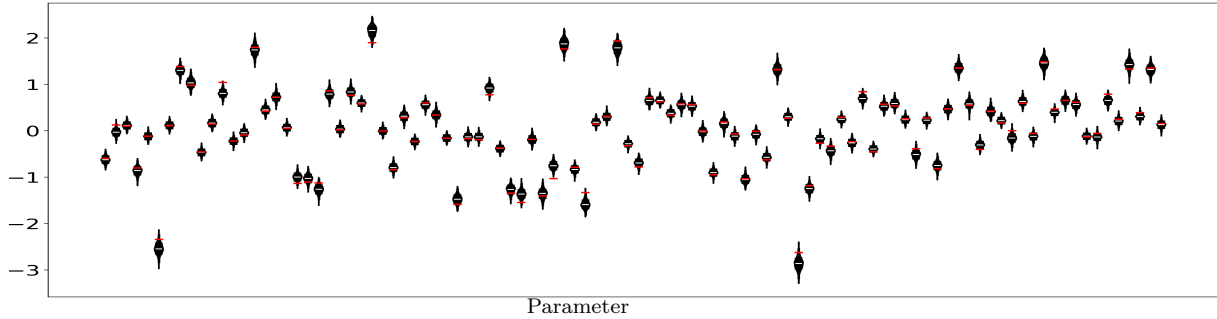


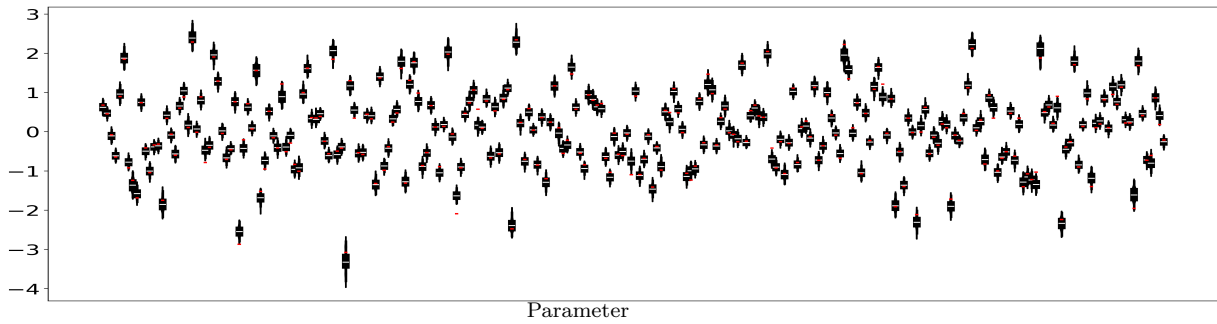
Figure 8: Matching probabilities over time. Solid lines correspond to male ducks of medium weight, while dashed lines correspond to female ducks of medium weight.

Additional results for the simulation

Figure 9 contains the violin plots of the posterior distributions of $\beta_{i,j}$ in two relatively high-dimensional settings.



(a) Posterior distributions of $\beta_{i,j}$ under $(d, m) = (20, 10)$.



(b) Posterior distributions of $\beta_{i,j}$ under $(d, m) = (50, 20)$.

Figure 9: Violin plots of the posterior distributions of $\beta_{i,j}$ from MCMC sampling for different values of (d, m) . The red lines represent the ground truth.