

HippoMM: Hippocampal-inspired Multimodal Memory for Long Audiovisual Event Understanding

Yueqian Lin¹, Qinsi Wang¹, Hancheng Ye¹, Yuzhe Fu¹, Hai “Helen” Li¹, Yiran Chen¹

¹Duke University, Durham, North Carolina, USA

Abstract

Comprehending extended audiovisual experiences remains a fundamental challenge for computational systems. Current approaches struggle with temporal integration and cross-modal associations that humans accomplish effortlessly through hippocampal-cortical networks. We introduce **HippoMM**, a biologically-inspired architecture that transforms hippocampal mechanisms into computational advantages for multimodal understanding. HippoMM implements three key innovations: (i) hippocampus-inspired pattern separation and completion *specifically designed* for continuous audiovisual streams, (ii) short-to-long term memory consolidation that transforms perceptual details into semantic abstractions, and (iii) cross-modal associative retrieval pathways enabling modality-crossing queries. Unlike existing retrieval systems with static indexing schemes, HippoMM dynamically forms integrated episodic representations through adaptive temporal segmentation and dual-process memory encoding. Evaluations on our challenging HippoVlog benchmark demonstrate that HippoMM significantly outperforms state-of-the-art approaches (78.2% vs. 64.2% accuracy) while providing substantially faster response times (20.4s vs. 112.5s). Our results demonstrate that translating neuroscientific memory principles into computational architectures provides a promising foundation for next-generation multimodal understanding systems. The code and benchmark dataset are publicly available at <https://github.com/linyueqian/HippoMM>.

1. Introduction

Imagine hearing a familiar melody through an open window, instantly recalling not merely the music but the complete concert experience: the interplay of stage lights, the energy of the crowd, and even the aroma of summer rain. This remarkable cognitive capability, known as *multimodal pattern completion*, involves reconstructing integrated experiences from partial, cross-modal stimuli and remains a significant frontier in computational modeling. Although current methods proficiently process static multimodal data [1, 2] or retrieve relevant segments from extensive video corpora [3], they struggle fundamentally with *long-form* multimodal comprehension. Specifically, these approaches exhibit limitations in three key dimensions: segmenting continuous audiovisual streams into coherent episodic units, reconstructing rich experiences by integrating cross-modal and temporal information (particularly from partial cues), and flexibly retrieving information across modalities—such as recalling visual details from auditory cues.

In contrast, the human hippocampus robustly achieves these capabilities. As illustrated conceptually in Figure 1 (top), the hippocampus integrates multisensory inputs (e.g., visual and auditory streams) through structures including the entorhinal cortex, organizes continuous experiences into discrete episodes [4], employs pattern separation mechanisms typically attributed to the Dentate Gyrus (DG), and performs pattern completion associated primarily with CA3 circuits to store and recall distinct memory traces [5, 6]. These processes

ultimately yield cohesive episodic representations, mediated by hippocampal circuitry including the CA1 region [7].

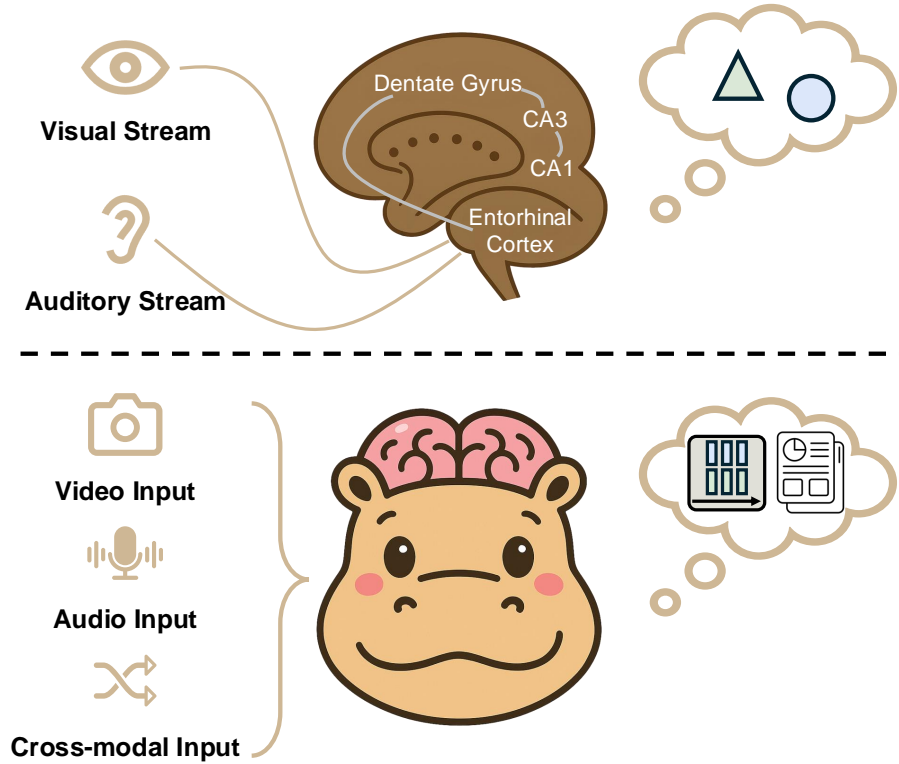


Fig. 1: Conceptual overview of hippocampal versus HippoMM multimodal processing. (Top) Biological hippocampus integrates visual and auditory modalities through the entorhinal cortex and associated circuits (DG, CA3, CA1) to form and recall episodic memories. (Bottom) Proposed HippoMM architecture processes multimodal inputs (video, audio, cross-modal) inspired by hippocampal principles for episodic memory formation and cue-driven retrieval.

Despite this clear biological blueprint, existing computational memory systems often mimic only isolated aspects. They typically operate unimodally [8, 9] or function as passive retrieval systems [3, 10], falling short of replicating the active, reconstructive, and crossmodal associative nature of hippocampal memory, particularly for extended audiovisual data streams. To address these limitations, we introduce **HippoMM**, a novel architecture designed to computationally implement functional principles inspired by hippocampal mechanisms for *long form multimodal content understanding*, as conceptualized in Figure 1 (bottom). Processing video, audio, and jointly learned multimodal representations, HippoMM aims to emulate the brain’s ability to form and query rich, integrated multimodal memories. While prior work has drawn inspiration from the hippocampus for unimodal tasks or specific memory functions, HippoMM represents, to our knowledge, the first architecture to **systematically adapt and integrate a suite of hippocampal memory mechanisms** to address the unique challenges of *long-form audiovisual understanding*. Our contributions are as follows:

1. **Hippocampal Dynamics for Long AV Streams:** We operationalize dentate gyrus-inspired pattern separation and CA3-like pattern completion specifically for continuous audio-visual data. This allows HippoMM to segment lengthy streams into distinct episodes and reconstruct coherent multimodal experiences even from fragmented cues, moving beyond passive retrieval.
2. **Short-to-Long Term Memory Consolidation:** We model the transition from detailed perceptual traces

(short-term) to abstract semantic representations (long-term) through a neuro-inspired consolidation and semantic replay process. This contrasts with models that use fixed chunking or lack mechanisms for evolving representations over time, enabling more efficient and meaningful long-term storage.

3. **Cross-Modal Associative Querying:** HippoMM introduces retrieval pathways that explicitly support querying information in one modality using cues from another (e.g., finding what was *seen* when a specific sound *occurred*, or vice-versa). This capability, absent in prior multimodal systems that often disregard audio richness or lack such cross-modal retrieval tests, mimics a key aspect of human associative recall. Unlike existing approaches that treat modalities in isolation, our system maintains the temporal co-occurrence relationships essential for reconstructing coherent multimodal experiences from partial cues.

Evaluated on our proposed **HippoVlog** benchmark, comprising long-form vlogs with challenging cross-modal and unimodal question-answering tasks, HippoMM achieves state-of-the-art accuracy (78.2% average accuracy, significantly outperforming VideoRAG [3]), particularly excelling in cross-modal and visual reasoning tasks. Ablation studies underscore the critical roles of biologically inspired components: removing detailed recall mechanisms reduces visual accuracy by 6%, and eliminating adaptive reasoning results in a 1.6% decline in semantic understanding. The remainder of the paper is structured as follows: Section 2 discusses related research on hippocampal mechanisms and multimodal understanding; Section 3 formalizes the multimodal memory-augmented retrieval task and introduces the HippoVlog benchmark; Section 4 describes the HippoMM architecture in detail; Section 5 presents comprehensive experimental results; and finally, we conclude with discussions on implications and future directions in Section 6. Our work demonstrates that integrating hippocampal principles can advance computational understanding of complex, continuous multimodal experiences, offering a robust foundation toward developing systems with human-like memory and reasoning capabilities.

2. Related Work

2.1. Hippocampal Memory Mechanisms

Neuroscientific research highlights the hippocampus’s crucial ability to form, organize, and retrieve episodic memories. Foundational work established key principles including *pattern separation* through sparse coding in the dentate gyrus [5], autoassociative *pattern completion* in CA3 [6], and theta-gamma oscillations for temporal coding [11]. Recent findings reveal how the hippocampus segments experiences at event boundaries [4, 12], creating hierarchical memory structures [13] that optimize storage and recall. Computational models have translated these principles to machine learning through temporal chunking [14] and neural memory networks [15], but primarily in unimodal contexts. The hippocampus’s role as a **multimodal integrator** [7, 16] provides critical insights for artificial memory systems. Neurobiological studies demonstrate its capacity to bind cross-modal features while maintaining modality-specific details [17, 18], a capability existing computational models lack. Critically, effectively integrating continuous, cross-modal audiovisual streams remains underdeveloped, even in recent memory architectures [19], presenting an important research direction.

2.2. Audio-Visual Multimodal Understanding

Modern multimodal systems leverage joint embedding spaces [1, 2] to align audio-visual modalities, while video-language models [20, 21] employ temporal attention for sequential processing. Though effective for static retrieval, these methods lack mechanisms for *temporal memory organization* critical for long-form event understanding. Recent audio-visual models [22, 23] enhance modality integration through specialized tokens

or multi-scale adapters, yet struggle with extended temporal contexts and cross-modal associative memory. Retrieval-augmented approaches [3, 24] address long-context challenges through graph-based grounding and cognitive memory steps, but remain biologically uninspired. Cross-modal retrieval frameworks [25] mitigate modality bias yet lack temporal organization, while efficiency-focused methods [26, 27] prune redundant elements without enabling progressive retrieval pathways.

2.3. Biomimetic Memory Architectures

Memory-augmented neural networks have evolved from early differentiable memory systems [28] to sophisticated architectures explicitly mirroring hippocampal-cortical interactions [19]. Hippocampus-inspired models like HippoRAG [8] adapt principles of hippocampal indexing theory for knowledge integration, drawing on biological mechanisms similar to the dentate gyrus’ *pattern separation* [5] and CA3’s autoassociative recall [6] for efficient document retrieval. Similarly, Differentiable Neural Computers [9] emulate the hippocampus’ sparse temporal coding mechanisms [11]. However, these approaches remain predominantly **unimodal**, neglecting the hippocampus’ critical role as a *multimodal binding engine* that coordinates cortical sensory streams through theta-phase coding, grid cell-inspired spatial organization, and cross-modal integration [7].

3. Multimodal Memory-augmented Retrieval

3.1. Task Formulation

We formalize the *Multimodal Memory-augmented Retrieval (MMR)* task as the challenge of developing systems that process, understand, and reason about long-form continuous multimodal data streams $X = \{x_t\}$, exemplified by extended audiovisual recordings. Given a user query q targeting visual (q_V), auditory (q_A), cross-modal ($q_{V \times A}$), or semantic (q_S) information, the system must construct and utilize appropriate memory representations to synthesize a coherent and accurate answer a . The task decomposes into three fundamental stages. First, a memory formation function \mathcal{F}_{mem} transforms the raw input stream X into a structured memory representation M :

$$M = \mathcal{F}_{\text{mem}}(X) \quad (1)$$

This memory $M = \{m_k\}$ comprises encoded segments m_k , each capturing multimodal features, temporal context, and semantic abstractions. Second, a retrieval function $\mathcal{R}_{\text{retrieval}}$ processes the query q against memory M to identify relevant evidence E :

$$E = \mathcal{R}_{\text{retrieval}}(q, M) \quad (2)$$

Here, E typically includes a relevance-ranked subset of memory elements (i.e., $E = \{\langle m_k, r_k \rangle \mid m_k \in M \wedge \text{relevant}(m_k, q)\}$). Finally, an answer synthesis function $\mathcal{G}_{\text{synth}}$ generates the response a by reasoning over the query q and retrieved evidence E :

$$a = \mathcal{G}_{\text{synth}}(q, E) \quad (3)$$

Implementing an effective MMR system requires sophisticated realizations of \mathcal{F}_{mem} , $\mathcal{R}_{\text{retrieval}}$, and $\mathcal{G}_{\text{synth}}$ that handle temporal dependencies, enable cross-modal associations, and support robust reasoning, analogous to biological memory processes described in cognitive neuroscience [5, 7].

3.2. HippoVlog Dataset

To evaluate MMR systems under realistic conditions, we introduce **HippoVlog**. Existing benchmarks for multimodal understanding typically utilize short video clips, rely solely on Large Language Model (LLM)-based

evaluation without ground truth answers [3], or lack audio elements for cross-modal reasoning within continuous, long-form videos [29]. HippoVlog addresses these gaps, comprising 25 long-form daily vlogs (682 minutes total) with naturalistic audiovisual content. It includes 1,000 validated multiple-choice question-answer pairs, each with four candidate answers, targeting specific memory functions:

- **Cross-modal binding ($T_{V \times A}$):** Linking visual/auditory cues (e.g., "What object appeared when the speaker mentioned hiking?").
- **Auditory-focused retrieval (T_A):** Extracting audio details (e.g., "What instrument played during the introduction?").
- **Visual-focused retrieval (T_V):** Extracting visual details (e.g., "What text was visible on the store sign?").
- **Semantic reasoning (T_S):** Integrating semantic information over time (e.g., "What are the cooking steps mentioned throughout the video?").

Questions were created using GPT-4o [30], manually validated, and annotated with timestamps. HippoVlog’s objective assessment format, focus on audio-visual integration, and long-form temporal dynamics make it particularly suitable for evaluating MMR systems. Construction details are provided in the Appendix and our dataset is publicly available*.

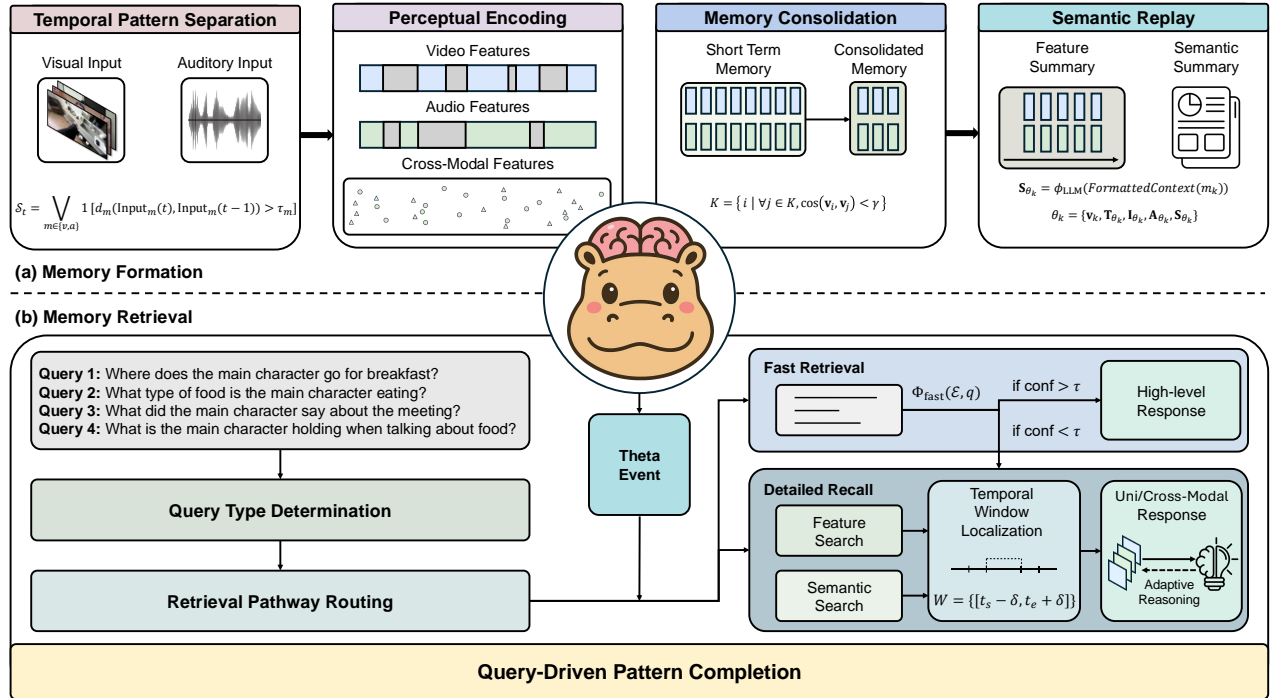


Fig. 2: The HippoMM architecture for multimodal memory. (a) Memory Formation: composed of Temporal Pattern Separation (S_t) based on perceptual boundaries, Perceptual Encoding of visual and auditory inputs with cross-modal features, Memory Consolidation using similarity-based filtering (K), and Semantic Replay generating ThetaEvent representations (θ). (b) Memory Retrieval: implementing Query-Driven Pattern Completion through fast retrieval (Φ_{fast}) and detailed recall pathways with temporal window localization (W).

*<https://github.com/linyueqian/HippoVlog/>

4. HippoMM System

4.1. Overview

We introduce HippoMM, a computational architecture designed for the complex task of understanding and reasoning about long-form multimodal data streams, typified by extended audiovisual recordings. The architecture draws functional inspiration from the mammalian hippocampus’s established roles in episodic memory processing [31], including cross-modal binding, temporal sequence organization, pattern separation (differentiating similar inputs), pattern completion (retrieving full memories from partial cues), and memory consolidation. While HippoMM does not model neural dynamics directly, it seeks to replicate key functional principles through distinct algorithmic modules. Our objective is to overcome the limitations of conventional multimodal systems, which often lack robust mechanisms for handling continuous temporal dynamics and associative cross-modal recall. HippoMM enables context-sensitive retrieval, facilitating the reconstruction of integrated multimodal experiences from potentially incomplete queries (e.g., retrieving visual context associated with a specific sound event). The system architecture, depicted schematically in Figure 2, comprises two primary phases: Memory Formation (Sec. 4.2), which processes raw inputs into structured, abstracted representations in long-term memory (Figure 2a), and Memory Retrieval (Sec. 4.3), which leverages these representations to answer user queries via hierarchical and associative search strategies (Figure 2b).

4.2. Memory Formation

4.2.1. Temporal Pattern Separation

Continuous experience is often perceived and remembered as discrete events [4]. To computationally mimic the hippocampus’s ability to segment experience (a function often linked to the dentate gyrus [5]), HippoMM first employs content-adaptive temporal segmentation as a functional approximation. This stage analyzes the incoming raw audiovisual stream to identify boundaries corresponding to significant perceptual shifts, partitioning the stream into potential event segments. This contrasts with fixed-duration chunking, aiming instead for more semantically coherent and efficiently processed units. A segment boundary is indicated at time t by $\mathcal{S}_t = 1$ if a significant change is detected in either the visual or auditory stream, using computationally efficient metrics applied directly to the input:

$$\mathcal{S}_t = \bigvee_{m \in \{v, a\}} \mathbb{1} [d_m(\text{Input}_m(t), \text{Input}_m(t-1)) > \tau_m] \quad (4)$$

where d_m is a modality-specific distance function comparing relevant inputs for modality m at times t and $t-1$, τ_m is a predefined threshold, $\mathbb{1}[\cdot]$ is the indicator function, and \bigvee denotes logical OR. Specifically, for the visual modality ($m = v$), we define the distance d_v based on the Structural Similarity Index Measure (SSIM) between consecutive raw visual frames F_t, F_{t-1} :

$$d_v(F_t, F_{t-1}) = 1 - \text{SSIM}(F_t, F_{t-1}) \quad (5)$$

A value close to 1 signifies substantial visual change. For the auditory modality ($m = a$), the distance d_a detects silence or low-energy periods directly from the raw audio signal a_t , often corresponding to semantic breaks:

$$d_a(a_t) = -20 \log_{10} \left(\sqrt{\frac{1}{N} \sum_{i=1}^N a_i^2} \right) \quad (6)$$

where a_i are audio samples within a window and N is the window size. High d_a values indicate silence. While algorithmically distinct from neural sparse coding, this heuristic boundary detection serves the functional goal of enhancing temporal discriminability. Segment lengths are constrained between t_{min} and t_{max} via merging or splitting based on these detected boundaries. This segmentation process defines the temporal windows $[t_{start,i}, t_{end,i}]$ for subsequent detailed encoding and memory storage.

4.2.2. Perceptual Encoding

Building upon the temporal segmentation which delineates the continuous stream into segments i defined by boundaries $[t_{start,i}, t_{end,i}]$, the Perceptual Encoding stage processes the raw multimodal input x_t within each segment. Its goal is transforming the input into rich, multimodal representations suitable for memory storage and recall, mirroring the entorhinal cortex’s role in relaying sensory information to the hippocampus using powerful pre-trained models. For any given time step t within a segment i , the system applies a tripartite encoding strategy. The **visual pathway** (v) processes x_t^v using a vision-language model for descriptions $\mathcal{T}_v(x_t^v)$. The **auditory pathway** (a) processes x_t^a via speech recognition for transcriptions $\mathcal{T}_a(x_t^a)$. The **cross-modal pathway** (c) uses a joint embedding model on x_t^v and x_t^a for a unified feature vector $\mathcal{E}_c(x_t^v, x_t^a)$, with optional normalization ϕ_c . The collective instantaneous output is the multimodal trace $\mathcal{M}_t = \{\mathcal{T}_v(x_t^v), \mathcal{T}_a(x_t^a), \mathcal{E}_c(x_t^v, x_t^a)\}$.

These traces \mathcal{M}_t are aggregated over the duration of segment i (for t from $t_{start,i}$ to $t_{end,i}$) to form segment-level representations: the sequence of cross-modal embeddings $\mathbf{E}_i = \{\mathcal{E}_c(x_k^v, x_k^a) \mid k \in [t_{start,i}, t_{end,i}]\}$ and the textual descriptions $\mathbf{T}_i = \{\mathcal{T}_v(x_k^v), \mathcal{T}_a(x_k^a) \mid k \in [t_{start,i}, t_{end,i}]\}$. This aggregated content is then stored within a `ShortTermMemory` object m_i , which also holds pointers \mathbf{C}_i to the raw audiovisual snippets and segment timestamps t_i, s_i :

$$m_i = \{\mathbf{E}_i, \mathbf{T}_i, \mathbf{C}_i, t_i, s_i\} \quad (7)$$

This object m_i , representing the processed segment, serves as the short-term memory for the subsequent stage.

4.2.3. Memory Consolidation

Inspired by biological memory consolidation processes that stabilize and optimize memory traces [6], this stage aims to reduce redundancy in the sequence of `ShortTermMemory` objects $\{m_i\}$ generated by the Perceptual Encoding stage. Storing highly similar consecutive segments m_i, m_{i+1} can be inefficient. We implement a filtering mechanism based on semantic similarity in the shared cross-modal embedding space. For each segment m_i , we derive a representative cross-modal embedding \mathbf{v}_i by averaging the sequence of embeddings \mathbf{E}_i stored within m_i . We then maintain a set K of indices corresponding to the retained, non-redundant segments. A segment i is added to K only if its representative feature vector \mathbf{v}_i is sufficiently dissimilar from the representative vectors \mathbf{v}_j of already retained segments j ($j \in K, j < i$), assessed via a cosine similarity threshold γ :

$$K = \{i \mid \forall j \in K, j < i \implies \cos(\mathbf{v}_i, \mathbf{v}_j) < \gamma\} \quad (8)$$

Segments $i \notin K$ (i.e., those where $\cos(\mathbf{v}_i, \mathbf{v}_j) \geq \gamma$ for some $j \in K$) are considered redundant and discarded or merged. This sparsification reduces storage and computational load during retrieval while preserving segments that introduce significant new information, functionally analogous to interference reduction mechanisms in biological memory. The output of this stage is the sequence of consolidated `ShortTermMemory` objects $\{m_k \mid k \in K\}$.

4.2.4. Semantic Replay

Following consolidation, HippoMM implements a crucial stage inspired by neuroscientific concepts of memory replay and abstraction [31], serving as the core mechanism for transforming detailed, consolidated short-term

memories into efficient, semantic long-term representations. This **Semantic Replay** process operates on the sequence of consolidated **ShortTermMemory** objects $\{m_k \mid k \in K\}$. Functionally, it “replays” the multimodal essence of each detailed segment m_k through an LLM, denoted ϕ_{LLM} , to extract and synthesize its core semantic meaning or “gist”, analogous to how hippocampal replay during sleep consolidates daytime experiences into integrated semantic knowledge in biological systems.

To generate this abstract representation, the LLM integrates key multimodal information derived from the corresponding detailed segment m_k . Specifically, the LLM processes structured multimodal context derived from m_k , including key visual information $\mathbf{I}_{\text{visual}}(m_k)$ (extracted from visual descriptions in \mathbf{T}_k and potentially keyframes referenced by \mathbf{C}_k) and relevant auditory information $\mathbf{A}_{\text{audio}}(m_k)$ (extracted from transcriptions in \mathbf{T}_k), formatted to facilitate semantic summarization:

$$\mathbf{S}_{\theta_k} = \phi_{\text{LLM}}(\text{FormattedContext}(m_k)) \quad (9)$$

The resulting textual summary \mathbf{S}_{θ_k} encapsulates the high-level semantic content distilled from the detailed segment m_k .

This semantic summary forms the centerpiece of a **ThetaEvent** object θ_k , which constitutes the abstracted long-term memory representation corresponding to the detailed short-term memory m_k :

$$\theta_k = \{\mathbf{v}_k, \mathbf{T}_{\theta_k}, \mathbf{I}_{\theta_k}, \mathbf{A}_{\theta_k}, \mathbf{S}_{\theta_k}\} \quad (10)$$

Each **ThetaEvent** object θ_k , representing an abstracted long-term memory representation, bundles the representative cross-modal embedding \mathbf{v}_k (identical to the one computed during consolidation), the segment’s defining temporal information \mathbf{T}_{θ_k} (e.g., start/end timestamps derived from m_k ’s t_k, s_k), references to key visual (\mathbf{I}_{θ_k}) and auditory (\mathbf{A}_{θ_k}) context used during summarization, and the core semantic summary \mathbf{S}_{θ_k} . This crucial temporal information \mathbf{T}_{θ_k} provides grounding and serves as the linkage mechanism back to the detailed consolidated **ShortTermMemory** object m_k , enabling transitions between abstract and detailed recall. The collection of these **ThetaEvent** objects $\{\theta_k\}$ constitutes HippoMM’s abstracted long-term memory store, facilitating efficient gist-based semantic search and reasoning while complementing the detailed episodic information retained in the consolidated short-term store $\{m_k\}$. This explicit transformation from detailed traces (m_k) to abstract summaries (θ_k) operationalizes a key aspect of biological short-term to long-term memory systems, enabling more scalable and flexible memory querying. The **ThetaEvent** name draws inspiration from hippocampal theta rhythms’ role in temporal organization and memory sequencing [32], without explicit oscillatory modeling.

4.3. Memory Retrieval

4.3.1. Hierarchical Retrieval Architecture with Query Analysis

Memory retrieval commences with an analysis of the user query q to discern its nature and inform subsequent retrieval steps. A query classifier, $Q_{\text{type}}(q)$, determines the query’s primary modality focus (e.g., Visual V , Auditory A , Cross-modal $V \times A$) or identifies it as targeting high-level semantic/gist information. To balance retrieval efficiency and depth, HippoMM employs a hierarchical strategy that prioritizes the faster pathway. It *always* begins by attempting **Fast Retrieval** (Φ_{fast}), operating on the set of abstract semantic summaries $\mathcal{E} = \{\mathbf{S}_{\theta_k}\}$ derived from the **ThetaEvent** objects (Figure 2b, upper path). This pathway is optimized for rapidly answering semantic or gist-level queries and directly generates a candidate answer along with a confidence score. Only if the confidence score of the result from Φ_{fast} falls below a predefined threshold τ , does the system escalate to the more resource-intensive **Detailed Recall** (Ψ_{detailed}). This second stage operates on the richer, consolidated **ShortTermMemory** objects $\mathcal{M} = \{m_k \mid k \in K\}$ (Figure 2b, lower path). Crucially, should this escalation occur, the specific mechanisms employed within Detailed Recall are explicitly guided by the query type determined

Table 1: Performance comparison of HippoMM against existing methods and ablation variants. PT: Processing Time; ART: Average Response Time; A+V: Cross-modal (Audio+Visual) accuracy; A: Audio-only accuracy; V: Visual-only accuracy; S: Semantic understanding accuracy. Best results are in **bold**, second best are underlined. HippoMM significantly outperforms prior methods in all modality-specific tasks while maintaining efficient processing and response times. Ablation studies demonstrate the importance of each component: Detailed Recall (DR), Fast Retrieval (FR), and Adaptive Reasoning (AR).

Method	PT ↓	ART ↓	Modality Performance				Avg. Acc. ↑
			A+V ↑	A ↑	V ↑	S ↑	
<i>Prior Methods</i>							
NotebookLM	—	—	28.40%	23.20%	28.00%	26.80%	26.60%
Video RAG	9.46h	112.5s	63.6%	67.2%	41.2%	84.8%	64.2%
<i>Ablation Studies</i>							
HippoMM w/o DR, AR	5.09h	4.14s	66.8%	73.2%	60.4%	90.0%	72.6%
HippoMM w/o FR, AR	5.09h	27.3s	72.0%	80.0%	66.8%	83.2%	75.5%
HippoMM w/o AR	5.09h	<u>11.2s</u>	68.8%	<u>80.8%</u>	<u>65.6%</u>	<u>92.0%</u>	<u>76.8%</u>
HippoMM (Ours)	5.09h	20.4s	<u>70.8%</u>	81.6%	66.8%	93.6%	78.2%

during the initial analysis ($\mathcal{Q}_{\text{type}}(q)$), ensuring an appropriate search strategy is used. The overall retrieval process $\mathcal{R}(q)$ follows this confidence-gated hierarchy:

$$\mathcal{R}(q) = \begin{cases} \Phi_{\text{fast}}(\mathcal{E}, q) & \text{if } \text{conf}(\Phi_{\text{fast}}) > \tau \\ \Psi_{\text{detailed}}(q, \mathcal{M}, \mathcal{Q}_{\text{type}}(q)) & \text{otherwise} \end{cases} \quad (11)$$

The hyperparameter τ solely mediates the switch between these answer-generating pathways, while the pre-determined query type directs the execution approach within Ψ_{detailed} when invoked.

4.3.2. Detailed Recall Pathways

The Detailed Recall process (Ψ_{detailed}), invoked when Fast Retrieval yields insufficient confidence (Sec. 4.3.1), utilizes the query’s modality focus (Visual V , Auditory A , or Cross-modal $V \times A$) — identified by the classifier $\mathcal{Q}_{\text{type}}(q)$ during the initial query analysis phase — to select the appropriate search strategy within the consolidated `ShortTermMemory` objects $\{m_k\}$. The pathway chosen depends on this predetermined query type:

For **single-modality queries** (targeting primarily visual or auditory information), search within the relevant content of $\{m_k\}$ proceeds in two potential paths. First, if the query targets perceptual similarity and can be represented as an embedding q_{embed} , embedding-based retrieval (*Feature Search*) attempts a direct match using feature similarity against the representative embeddings $\{\mathbf{v}_k\}$ or potentially the finer-grained embedding sequences $\{\mathbf{E}_k\}$ stored within $\{m_k\}$. If this feature-based search fails, is inapplicable, or yields low confidence, text-based retrieval (*Semantic Search*) is performed using the aggregated textual descriptions \mathbf{T}_k (containing captions, transcriptions) within each m_k .

For **cross-modal queries** (requiring association between modalities), retrieval leverages temporal co-occurrence as a proxy for episodic binding. The process unfolds in three steps: First, the system uses the pre-computed query embedding q_{embed} representing the query cue. It identifies the top- k segments m_k whose representative cross-modal embedding \mathbf{v}_k is most similar to q_{embed} , finding segments related to the query cue

modality:

$$\mathbf{S}_{\text{query}} = \text{TopK}(\text{sim}(q_{\text{embed}}, \{\mathbf{v}_k \mid m_k \in \mathcal{M}\}), k) \quad (12)$$

Second, it defines expanded temporal windows \mathbf{W} around the timestamps $(t_{s,k}, t_{e,k})$ of these top- k seed segments, using a temporal buffer δ to capture adjacent context:

$$\mathbf{W} = \{[t_{s,k} - \delta, t_{e,k} + \delta] \mid k \in \mathbf{S}_{\text{query}}\} \quad (13)$$

Third, the system retrieves information from the **target** modality (complementary to the query cue) by accessing segments m_j that temporally overlap with any window in \mathbf{W} . This leverages temporal proximity for cross-modal association, retrieving, for example, visual details $(\mathbf{T}_j^v, \mathbf{C}_j^v)$ associated with an auditory cue within the same time frame:

$$\mathbf{S}_{\text{target}} = \{\text{TargetInfo}(m_j, \text{modality}_{\text{target}}) \mid (t_{s,j}, t_{e,j}) \text{ overlaps with } \mathbf{W}\} \quad (14)$$

where $\text{TargetInfo}(m_j, \text{modality}_{\text{target}})$ denotes extracting the specified target modality’s content (e.g., text, embeddings, pointers) from segment m_j , and the condition $(t_{s,j}, t_{e,j})$ overlaps with \mathbf{W} is shorthand for overlapping with any interval $[t_1, t_2] \in \mathbf{W}$. The hyperparameters k and δ control the scope and temporal tolerance of this cross-modal retrieval mechanism.

4.3.3. Adaptive Reasoning for Final Answer Synthesis

Regardless of the retrieval path (Fast Retrieval or Detailed Recall), the collected evidence $r_{\text{retrieved}}$ must be synthesized into a final answer a . This is performed by the Adaptive Reasoning module Γ (Figure 2b, “Adaptive Reasoning”), corresponding to the “AR” component (Table 1):

$$a = \mathcal{R}_{\text{final}}(q) = \Gamma(q, r_{\text{retrieved}}, \mathcal{E}_{\text{context}}) \quad (15)$$

Γ is implemented using an LLM that receives query q , retrieved evidence $r_{\text{retrieved}}$, and context $\mathcal{E}_{\text{context}}$ with essential visual and auditory information from $r_{\text{retrieved}}$. The LLM synthesizes responses by analyzing evidence against the query, prioritizing relevance, resolving inconsistencies, and acknowledging limitations. This enables comprehensive responses that go beyond simple aggregation of the retrieved content.

5. Experiments

5.1. Implementation Details

Our system, HippoMM, was implemented on a NVIDIA L40s GPU. For Memory Formation, adaptive temporal segmentation processed video frames at 1-10 fps, identifying boundaries using SSIM and audio energy thresholds to create 5-10s segments. Perceptual Encoding generated **ShortTermMemory** objects (m_i , Eq. 7) containing 1024-dim ImageBind [2] embeddings (\mathcal{E}_c), Whisper [33] transcriptions (\mathcal{T}_a), Qwen2.5-VL [34] visual descriptions (\mathcal{T}_v), and raw data pointers (\mathbf{C}_i). Memory Consolidation filtered segments based on cosine similarity between average ImageBind embeddings (\mathbf{v}_i) using threshold γ . Semantic Replay employed Qwen2.5-VL as ϕ_{LLM} to generate textual summaries (\mathbf{S}_{θ_k}) stored in persistent **ThetaEvent** objects (θ_k). For Memory Retrieval, GPT-4o [30] served as the query classifier (\mathbf{Q}_{type}), directing queries initially to Fast Retrieval (Φ_{fast}) over **ThetaEvent** summaries. If confidence was below $\tau = 0.75$, Detailed Recall (Ψ_{detailed}) was invoked, using ImageBind embeddings for feature search and GPT-4o for semantic search over descriptions (\mathbf{T}_k). GPT-4o was also used as Γ for final answer synthesis. Additional hyperparameters (τ_v , τ_a , k , δ) are detailed in the Appendix.

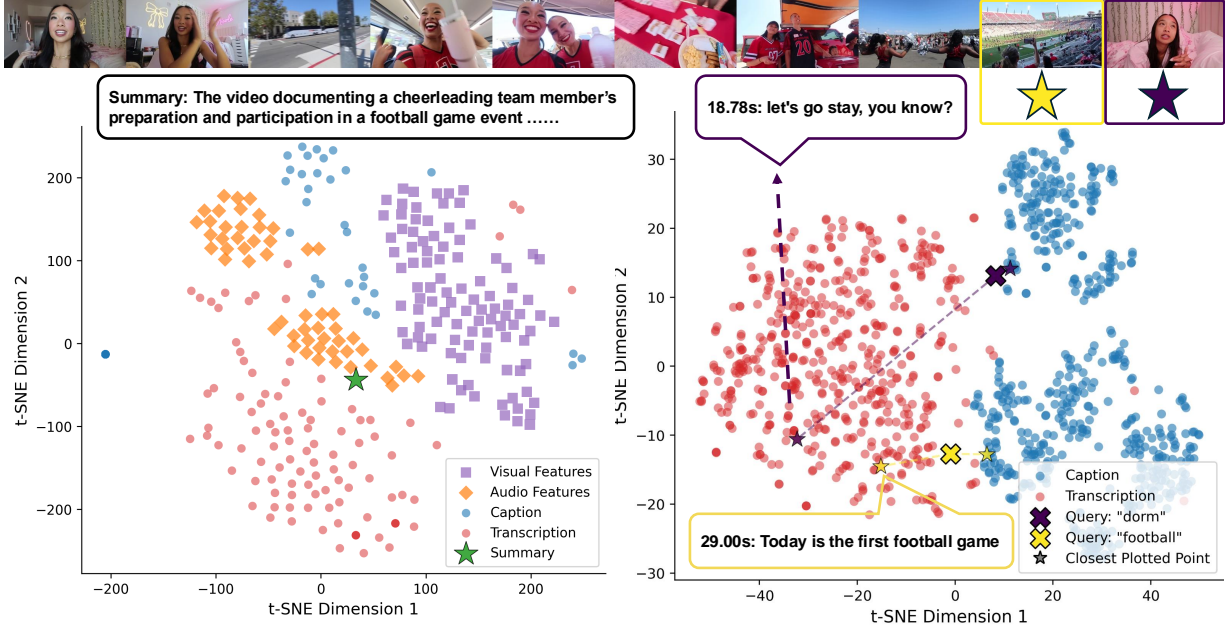


Fig. 3: Visualization of consolidated ThetaEvent embedding space and query retrieval via t-SNE projection. (Left) Embeddings for visual features, auditory features, captions, and transcriptions in one event. The semantic summary (S_θ , green star) is central. (Right) Text query embeddings ('dorm', 'football' - stars) retrieve closest caption/transcription embeddings (crosses), linking queries to specific multimodal segments (corresponding frames and text shown).

5.2. Main Results

We evaluated HippoMM on the **HippoVlog** benchmark (introduced in Section 3) designed for long-form audiovisual understanding, comparing it against NotebookLM[†] and Video RAG [3]. These baselines were selected as they represent the only existing systems capable of processing both long-form video and audio content. As summarized in Table 1, HippoMM achieves a state-of-the-art average accuracy of **78.2%**, significantly outperforming the next-best method (Video RAG) by 14.0%. This advantage is particularly evident in visual tasks (66.8% vs. Video RAG’s 41.2%), which we attribute to our adaptive memory consolidation preserving salient details more effectively than standard chunking. Furthermore, HippoMM demonstrates strong cross-modal reasoning (70.8% A+V accuracy), confirming its ability to capture inter-sensory temporal relationships [16]. Note that PT and ART metrics are not reported for NotebookLM, as it operates as a web-based service potentially using pre-indexed knowledge, making direct comparison infeasible. In terms of efficiency, HippoMM’s adaptive sampling reduces preprocessing time (PT) by 46.2% compared to Video RAG (5.09h vs 9.46h). Critically, HippoMM maintains a balanced average response time (ART) of 20.4s. In contrast, Video RAG exhibits a much higher ART (112.5s), largely because its retrieval mechanism fails to locate relevant segments in 55.4% of cases, defaulting to costly detailed processing across the entire long video. HippoMM’s hierarchical retrieval avoids this pitfall, balancing responsiveness and accuracy.

5.3. Ablation Studies

To assess the contribution of individual components, we performed ablation studies by selectively removing *Detailed Recall* (DR), *Fast Retrieval* (FR), and *Adaptive Reasoning* (AR), with results in Table 1 (bottom rows).

[†]<https://notebooklm.google.com/>

Removing detailed, frame-level analysis (variant ‘w/o DR, AR’) achieved the fastest ART (**4.14s**) but at the cost of a >6% drop in visual accuracy (to 60.4%), underscoring DR’s role in fine-grained visual understanding. Conversely, removing fast, summary-based access (variant ‘w/o FR, AR’) slightly improved cross-modal accuracy (to **72.0%**) but drastically increased ART to 27.3s, confirming FR’s effectiveness for rapid gist retrieval. Finally, removing only the adaptive reasoning module (‘w/o AR’) resulted in a noticeable drop in overall accuracy (to 76.8%) and semantic understanding (-1.6%), highlighting AR’s function in refining and reconciling information from different retrieval paths. These ablations demonstrate that the synergy between rapid summary access (FR), detailed segment analysis (DR), and intelligent result integration (AR) is crucial for HippoMM’s robust performance. The experimental results collectively validate our central hypothesis: translating principles inspired by human memory yields a computational framework with significant advantages in accuracy and efficiency for complex, long-form audiovisual understanding tasks.

5.4. Analysis of HippoMM Mechanisms

5.4.1. Visualizing Consolidated Event Representations and Retrieval

HippoMM employs memory consolidation and semantic replay to transform sequences of short-term memories into coherent, semantically rich **ThetaEvent** representations. Figure 3 provides a visualization of one such **ThetaEvent**, projected into a 2D space using t-SNE based on ImageBind embeddings. The left panel shows embeddings from different constituents of the event: visual features (purple squares), auditory features (orange diamonds), derived captions (blue markers), and audio transcriptions (pink circles). Notably, the embedding of the generated summary (S_θ , green star) occupies a central position relative to the various modality-specific feature clusters, suggesting its effectiveness in integrating and balancing information across different perceptual inputs. The right panel demonstrates the utility of this representation for query-driven retrieval. Text queries, such as “dorm” (yellow star query embedding) and “football” (purple star query embedding), are projected into the same space. The system identifies the nearest neighbor embeddings within the detailed **ShortTermMemory** features (marked by yellow and purple crosses respectively). For the “dorm” query, the system successfully retrieves a semantically relevant transcription about “stay” which, while not explicitly containing the word “dorm,” correctly identifies the residential setting depicted in the corresponding visual frame. For the “football” query, it precisely retrieves a transcription explicitly mentioning the “first football game” and correctly identifies the associated football field visual scene. This illustrates how the consolidated **ThetaEvent** structure supports both abstract summarization and effective retrieval of specific, grounded details from the original multimodal stream.

5.4.2. Hierarchical Retrieval Dynamics

Our hierarchical retrieval (Section 4.3) aims to balance speed and accuracy by first attempting fast, summary-based retrieval (Φ_{fast}) before resorting to detailed segment search (Ψ_{detailed}). We analyzed the usage and performance of these pathways across the HippoVlog benchmark queries, visualizing the results in Figure 4. This figure displays individual query outcomes plotted against their response times, differentiating pathways by color and correctness by marker style (filled for correct, open for incorrect). The analysis revealed that fast retrieval successfully handled 69.1% of queries (visible by the density of points below the 30s threshold), demonstrating the effectiveness of the semantic summaries in **ThetaEvent** objects for rapid information access. Detailed retrieval was primarily invoked for queries requiring fine-grained perceptual information, constituting the remaining 30.9% of cases (points at or above 30s). The dashed line marks the 30s threshold. As shown in the figure annotations, the two pathways exhibit significant differences in processing efficiency, with fast retrieval achieving an average response time of 6.5s compared to detailed retrieval’s 51.6s. This clear bimodal distribution validates our hierarchical design, confirming the system effectively routes queries to the appropriate pathway based on information needs.

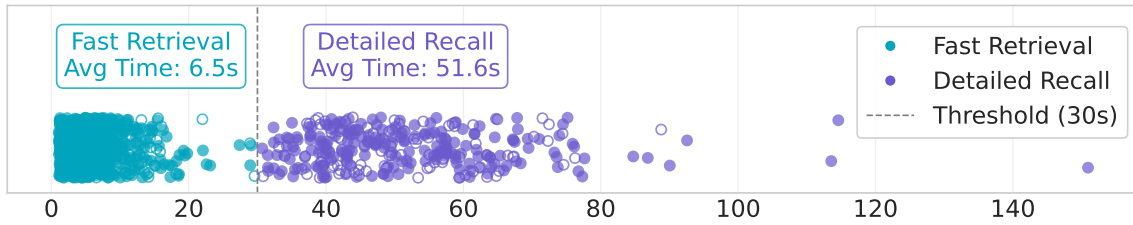


Fig. 4: Retrieval pathway analysis with x-axis showing response time. Blue markers ($<30s$) and purple markers ($\geq 30s$) represent fast and detailed pathways respectively; filled markers indicate correct outcomes, open markers incorrect. Dashed line marks the 30s threshold.

5.5. Generalization Across Audiovisual Tasks

To assess HippoMM’s generalization capabilities and benchmark its performance against contemporary methods, we established a multifaceted evaluation protocol as detailed in Table 2. This protocol integrates metrics from two complementary domains to thoroughly evaluate multimodal understanding. First, we assess event representation fidelity through Content Relevance, Semantic Similarity, and Action Alignment metrics, leveraging ground-truth action scripts from the Charades dataset [35] (a detailed collection of annotated home activity videos) with evaluations supported by GPT-4o [30]. Second, we probe the long-duration temporal understanding of models via the Needle QA accuracy metric, derived from the challenging Needle-in-a-Haystack task in the MLVU benchmark [29], which involves locating precise information within lengthy video sequences (≥ 5 min) through 415 targeted queries. The comparison includes leading multimodal systems such as Qwen2.5-Omni [36] and VideoLlama2 [37], alongside GPT-4o serving as a ceiling reference. Evaluation constraints include GPT-4o processing only subsampled frames (0.5 fps), and Qwen2.5-Omni’s inability to complete the Needle QA task due to memory constraints.

Results clearly highlight HippoMM’s strong generalization capabilities. Individual metrics are reported along with a consolidated Overall Score, computed as the arithmetic mean after linearly normalizing the original 1–5 scales to a 0–100% range (note that Qwen2.5-Omni’s score excludes Needle QA). As presented in Table 2, HippoMM achieves the highest Overall Score (66.9%) among directly comparable systems. Crucially, HippoMM demonstrates balanced strengths, excelling in detailed visual metrics such as Action Alignment (top score of 3.14), while significantly outperforming all other evaluated methods on the demanding long-video Needle QA task (73.1%). Moreover, HippoMM closely approximates GPT-4o’s ceiling performance, underscoring its robust visual comprehension. Collectively, these findings emphasize HippoMM’s exceptional ability to generalize across complex and diverse multimodal contexts.

Table 2: Comparison of mean evaluation scores. **R:** Relevance, **S:** Similarity, **A:** Alignment (Scores 1-5). **NQA:** Needle QA (%), **Overall:** Overall Score (%). GPT-4o is included as a ceiling reference for visual understanding performance. Higher values indicate better performance. Best results among directly comparable systems are in **bold**, second best are underlined.

Method	R	S	A	NQA (%)	Overall (%)
Qwen2.5-Omni	3.39	<u>3.14</u>	<u>2.76</u>	–	<u>62.0</u>
VideoLlama2	2.32	2.17	1.59	<u>49.9</u>	42.9
HippoMM	<u>3.28</u>	3.30	3.14	73.1	66.9
GPT-4o	3.62	3.44	3.02	64.8	66.6

6. Conclusion

We introduced HippoMM, a hippocampus-inspired architecture that translates neurobiological principles into computational mechanisms for multimodal memory. Our short-to-long term memory formation process enables efficient consolidation of perceptual details into semantic abstractions. While HippoMM outperforms existing methods on audiovisual benchmarks, it struggles with ambiguous event boundaries and complex cross-modal associations under noisy conditions. The dual-pathway retrieval system effectively balances efficiency and detail but requires further refinement to handle truly open-domain queries. This work demonstrates both the promise and limitations of neuroinspired approaches, revealing that despite progress in biomimetic design, substantial gaps remain between computational implementations and the robust, flexible memory capabilities observed in biological systems.

References

- [1] A. Radford *et al.*, “Learning transferable visual models from natural language supervision,” in *Proc. ICML*, M. Meila and T. Zhang, Eds., ser. Proceedings of Machine Learning Research, vol. 139, 2021, pp. 8748–8763.
- [2] R. Girdhar *et al.*, “Imagebind: One embedding space to bind them all,” in *Proceedings of the IEEE/CVF conference on computer vision and pattern recognition*, 2023, pp. 15 180–15 190.
- [3] X. Ren *et al.*, “Videorag: Retrieval-augmented generation with extreme long-context videos,” *arXiv preprint arXiv:2502.01549*, 2025.
- [4] C. Baldassano *et al.*, “Discovering event structure in continuous narrative perception and memory,” *Neuron*, vol. 95, no. 3, pp. 709–721, 2017.
- [5] M. A. Yassa and C. E. Stark, “Pattern separation in the hippocampus,” *Trends in neurosciences*, vol. 34, no. 10, pp. 515–525, 2011.
- [6] E. T. Rolls, “A quantitative theory of the functions of the hippocampal ca3 network in memory,” *Frontiers in cellular neuroscience*, vol. 7, p. 98, 2013.
- [7] H. Eichenbaum, “Time cells in the hippocampus: A new dimension for mapping memories,” *Nature Reviews Neuroscience*, vol. 15, no. 11, pp. 732–744, 2014.
- [8] B. J. Gutiérrez, Y. Shu, Y. Gu, M. Yasunaga, and Y. Su, “Hipporag: Neurobiologically inspired long-term memory for large language models,” in *The Thirty-eighth Annual Conference on Neural Information Processing Systems*, 2024.
- [9] A. Graves *et al.*, “Hybrid computing using a neural network with dynamic external memory,” *Nature*, vol. 538, no. 7626, pp. 471–476, 2016.
- [10] P. Lewis *et al.*, “Retrieval-augmented generation for knowledge-intensive nlp tasks,” *Advances in neural information processing systems*, vol. 33, pp. 9459–9474, 2020.
- [11] J. Lisman and A. D. Redish, “Prediction, sequences and the hippocampus,” *Philosophical Transactions of the Royal Society B: Biological Sciences*, vol. 364, no. 1521, pp. 1193–1201, 2009.
- [12] A. Ben-Yakov, N. Eshel, and Y. Dudai, “Hippocampal immediate poststimulus activity in the encoding of consecutive naturalistic episodes,” *Journal of Experimental Psychology: General*, vol. 142, no. 4, p. 1255, 2013.
- [13] J. M. Zacks and K. M. Swallow, “Event segmentation,” *Current directions in psychological science*, vol. 16, no. 2, pp. 80–84, 2007.
- [14] S. DuBrow and L. Davachi, “The influence of context boundaries on memory for the sequential order of events,” *Journal of Experimental Psychology: General*, vol. 142, no. 4, p. 1277, 2013.
- [15] D. Kumaran, D. Hassabis, and J. L. McClelland, “What learning systems do intelligent agents need? complementary learning systems theory updated,” *Trends in cognitive sciences*, vol. 20, no. 7, pp. 512–534, 2016.
- [16] T. J. Teyler and J. W. Rudy, “The hippocampal indexing theory and episodic memory: Updating the index,” *Hippocampus*, vol. 17, no. 12, pp. 1158–1169, 2007.
- [17] R. Q. Quiroga, A. Kraskov, C. Koch, and I. Fried, “Explicit encoding of multimodal percepts by single neurons in the human brain,” *Current Biology*, vol. 19, no. 15, pp. 1308–1313, 2009.
- [18] F. Mormann *et al.*, “Latency and selectivity of single neurons indicate hierarchical processing in the human medial temporal lobe,” *Journal of neuroscience*, vol. 28, no. 36, pp. 8865–8872, 2008.
- [19] J. C. Whittington *et al.*, “The tolman-eichenbaum machine: Unifying space and relational memory through generalization in the hippocampal formation,” *Cell*, vol. 183, no. 5, pp. 1249–1263, 2020.
- [20] J.-B. Alayrac *et al.*, “Flamingo: A visual language model for few-shot learning,” *Advances in neural information processing systems*, vol. 35, pp. 23 716–23 736, 2022.
- [21] H. Zhang, X. Li, and L. Bing, “Video-llama: An instruction-tuned audio-visual language model for video understanding,” *arXiv preprint arXiv:2306.02858*, 2023.
- [22] F. Shu, L. Zhang, H. Jiang, and C. Xie, “Audio-visual llm for video understanding,” *arXiv preprint arXiv:2312.06720*, 2023.
- [23] Y. Guo *et al.*, “Aligned better, listen better for audio-visual large language models,” *arXiv preprint arXiv:2504.02061*, 2025.
- [24] H. Yuan *et al.*, “Memory-enhanced retrieval augmentation for long video understanding,” *arXiv preprint arXiv:2503.09149*, 2025.
- [25] S.-C. Lin *et al.*, “Mm-embed: Universal multimodal retrieval with multimodal llms,” *arXiv preprint arXiv:2411.02571*, 2024.

- [26] Y. Lin *et al.*, “Speechprune: Context-aware token pruning for speech information retrieval,” in *2025 IEEE International Conference on Multimedia and Expo (ICME)*, 2025.
- [27] Y. Liu *et al.*, “Keyframe-oriented vision token pruning: Enhancing efficiency of large vision language models on long-form video processing,” *arXiv preprint arXiv:2503.10742*, 2025.
- [28] A. Santoro, S. Bartunov, M. Botvinick, D. Wierstra, and T. Lillicrap, “Meta-learning with memory-augmented neural networks,” in *International conference on machine learning*, 2016, pp. 1842–1850.
- [29] J. Zhou *et al.*, “Mlvu: A comprehensive benchmark for multi-task long video understanding,” *arXiv preprint arXiv:2406.04264*, 2024.
- [30] A. Hurst *et al.*, “Gpt-4o system card,” *arXiv preprint arXiv:2410.21276*, 2024.
- [31] H. Eichenbaum, “Prefrontal–hippocampal interactions in episodic memory,” *Nature Reviews Neuroscience*, vol. 18, no. 9, pp. 547–558, 2017.
- [32] G. Buzsáki, “Theta oscillations in the hippocampus,” *Neuron*, vol. 33, no. 3, pp. 325–340, 2002.
- [33] A. Radford *et al.*, “Robust speech recognition via large-scale weak supervision,” in *International conference on machine learning*, 2023, pp. 28 492–28 518.
- [34] S. Bai *et al.*, “Qwen2.5-vl technical report,” *arXiv preprint arXiv:2502.13923*, 2025.
- [35] G. A. Sigurdsson *et al.*, “Hollywood in homes: Crowdsourcing data collection for activity understanding,” in *Computer Vision–ECCV 2016: 14th European Conference, Amsterdam, The Netherlands, October 11–14, 2016, Proceedings, Part I 14*, 2016, pp. 510–526.
- [36] J. Xu *et al.*, “Qwen2.5-omni technical report,” *arXiv preprint arXiv:2503.20215*, 2025.
- [37] Z. Cheng *et al.*, “Videollama 2: Advancing spatial-temporal modeling and audio understanding in video-llms,” *arXiv preprint arXiv:2406.07476*, 2024.

Appendix

A. HippoVlog Construction Details

The HippoVlog dataset was created through a systematic pipeline designed to capture rich multimodal information from daily vlogs and generate challenging memory-based questions. The process follows five main stages: video selection, multimodal data sampling, ground truth generation, question generation, and curation.

A.1. Video Selection and Preprocessing

- **Source Selection:** 25 daily vlogs from YouTube (Creative Commons licensed), with average duration of 15.3 minutes, totaling approximately 682 minutes of content.
- **Quality Criteria:** Videos were chosen based on clear audio and visual quality, natural episodic structure typical of daily life, and diverse activities (cooking, shopping, travel).
- **Format Standardization:** All source videos were preprocessed to a standard format (720p resolution at 30fps) with normalized audio levels.

A.2. Multimodal Data Sampling

To create manageable and representative data points from the full vlogs, we implemented a robust sampling strategy for both audio and video modalities:

- **Audio Segment Extraction:**
 - 10 non-overlapping audio segments (each 10 seconds long) were randomly selected per video.
 - Sampling avoided the initial and final 5% of videos to exclude typical intros/outros.
 - Silent segments were discarded and resampled.
- **Video Segment Extraction:**
 - Corresponding 10-second video segments were extracted for each valid audio segment.
 - Checks prevented significant overlap between sampled segments.
 - Metadata about the sampled segments was preserved for future reference.

A.3. Segment-Level Ground Truth Generation

Detailed descriptions combining audio and visual information were generated for each sampled 10-second video segment:

- **Model Used:** Qwen2.5-Omni-7B.
- **Process:** The model processed each video segment to generate comprehensive captions.
- **Structured Output:** For each segment, a structured caption containing:
 - Detailed audiovisual description
 - List of distinct visual elements
 - Transcription of speech or description of other audio elements
 - All content maintained anonymity (using “the person”, “the speaker”)

A.4. Question Generation

Multiple-choice questions were generated across four categories, with visual questions specifically based on individual frames extracted from video segments:

- **Models Used:** GPT-4o.
- **Input:** For visual questions, the model received frames and corresponding video context.
- **Design Principles:** Questions were designed to:
 - Focus on specific, distinctive details
 - Be potentially answerable if the video had been previously seen
 - Maintain anonymity
 - Have exactly one correct answer among four plausible options

A.5. Question Curation and Finalization

The automatically generated questions underwent further curation:

- **Initial Pool:** Approximately 1,500 candidate questions generated across all types.
- **Quality Control:**
 - Manual validation by human.
 - Questions that were ambiguous, subjective, or had multiple plausible answers were removed or refined.
- **Final Dataset:** 1,000 high-quality questions, balanced across four categories (250 per category).
- **Answer Generation:** Each question includes one correct answer and three plausible but verifiably incorrect distractors, balanced for length and style.

A.6. Question Categories and Examples

Each of the four question categories in HippoVlog targets a specific memory function:

A.6.1. Cross-Modal Binding ($T_{V \times A}$)

Questions requiring integration of information across visual and auditory modalities.

Example: Cross-Modal Binding

Question: “When the main character is sitting in the car wearing a black jacket and white scarf, what does she audibly express?”

Options:

- A: She says she feels excited about the drive.
- B: She mentions being scared and says it feels weird.
- C: She talks about the weather being too cold.
- D: She expresses confidence about her driving skills.

Explanation: In the video, as the main character sits in the car wearing a black jacket and white scarf, she audibly expresses her nervousness by saying ‘okay, hey, I’m scared, oh my gosh this feels weird.’

A.6.2. Auditory-Focused Retrieval (T_A)

Questions focusing on auditory information, including speech content, background sounds, and music.

Example: Auditory-Focused Retrieval

Question: “What did the main character mention about the purpose of the meeting?”

Options:

- A: To finalize a business deal
- B: To discuss the upcoming project
- C: To plan a surprise party
- D: To talk about a vacation

Explanation: The main character specifically mentions the ‘upcoming project’ as the purpose of the meeting, indicating a discussion centered around future plans and tasks.

A.6.3. Visual-Focused Retrieval (T_V)

Questions targeting visual details that require careful observation of scene elements.

Example: Visual-Focused Retrieval

Question: “What distinctive pattern is visible on the roof of the building?”

Options:

- A: Checkerboard
- B: Chevron
- C: Striped
- D: Polka dot

Explanation: The roof of the building in the image has a distinctive chevron pattern.

Example: Visual-Focused Retrieval

Question: “What is the main character wearing on her head?”

Options:

- A: A baseball cap
- B: A knitted hat
- C: A colorful headscarf
- D: A headband

Explanation: The main character is wearing a colorful headscarf, as seen in the image.

A.6.4. Semantic/Temporal Reasoning (T_S)

Questions requiring integration of information across temporal segments and abstract understanding.

Example: Semantic/Temporal Reasoning

Question: “What was one significant challenge the main character faced during the experiment?”

Options:

- A: Finding time to eat breakfast
- B: Dealing with brain fog
- C: Avoiding social media
- D: Lack of exercise options

Explanation: The main character starts the day with a homemade green juice made from various fruits and vegetables.

B. HippoMM Implementation Details

This appendix provides the specific implementation choices, models, and parameters used in the HippoMM system, complementing the conceptual description in Section 4.

System Configuration All experiments reported were conducted on a single NVIDIA L40s GPU.

B.1. Memory Formation Implementation

Temporal Pattern Separation (Sec. 4.2.1) The process segments continuous video streams based on perceptual changes:

- **Input Sampling:** Raw video frames are adaptively sampled at a rate between 1 and 10 frames per second (fps). Raw audio is sampled at 16 kHz PCM.
- **Visual Change Detection:** A boundary is triggered ($S_t = 1$) if the visual dissimilarity between consecutive frames, measured as $d_v(F_t, F_{t-1}) = 1 - \text{SSIM}(F_t, F_{t-1})$ (Eq. 5), exceeds a threshold $\tau_v = 0.65$.
- **Auditory Change Detection:** A boundary is triggered ($S_t = 1$) if the negative log energy of the raw audio signal, $d_a(a_t)$ (Eq. 6), exceeds a threshold $\tau_a = 40$. This corresponds to the signal amplitude dropping below a threshold (approx. -40 dB), indicating potential silence or a significant break.
- **Segment Duration:** The resulting segments are constrained to be between $t_{min} = 5$ seconds and $t_{max} = 10$ seconds long. Shorter segments following boundary detection are merged with preceding ones, and longer intervals between boundaries are split to adhere to this constraint, defining the temporal windows $[t_{start,i}, t_{end,i}]$.

Perceptual Encoding (Sec. 4.2.2) Each segment i (defined by $[t_{start,i}, t_{end,i}]$) is processed to extract multimodal features:

- **Cross-Modal Embeddings:** We use ImageBind (v1.0) as the joint embedding model (\mathcal{E}_c) to generate sequences of shared 1024-dimensional embeddings (\mathbf{E}_i) from visual frames and audio snippets within the segment.
- **Audio Transcription:** Whisper (v3 medium) is employed as the speech recognition model (\mathcal{T}_a) to obtain time-aligned transcriptions from the segment’s audio.
- **Visual Description:** Qwen2.5-VL is used as the vision-language model (\mathcal{T}_v) to generate textual descriptions of the visual content (maximum length 200 tokens).
- **ShortTermMemory Object (m_i):** These processed elements are aggregated and stored in a `ShortTermMemory` object m_i , as defined in Eq. 7. It encapsulates: pointers to the raw audiovisual snippets (\mathbf{C}_i), the sequence of ImageBind embeddings (\mathbf{E}_i), the aggregated Whisper transcriptions and Qwen-VL visual descriptions (\mathbf{T}_i), segment start/end timestamps (t_i, s_i), and related metadata.

Memory Consolidation (Sec. 4.2.3) Redundancy is reduced by filtering similar consecutive segments:

- **Similarity Calculation:** A representative cross-modal embedding (\mathbf{v}_i) is calculated for each segment m_i by averaging its sequence of ImageBind embeddings (\mathbf{E}_i).
- **Filtering Criterion:** A segment m_i is retained in the consolidated set K only if the cosine similarity between its representative embedding \mathbf{v}_i and the representative embedding \mathbf{v}_j of the most recent previously retained segment m_j (where $j \in K, j < i$) is below a predefined threshold $\gamma = 0.85$, as per Eq. 8. Segments not meeting this criterion are discarded (or merged). The output is the sequence of consolidated objects $\{m_k \mid k \in K\}$.

Semantic Replay (Sec. 4.2.4) Abstracted representations are generated for long-term storage:

- **Summarization Model:** The Qwen2.5-VL large vision-language model (ϕ_{LLM}) processes formatted multimodal context derived from the consolidated segment m_k (including key visual information $\mathbf{I}_{\text{visual}}(m_k)$ and auditory information $\mathbf{A}_{\text{audio}}(m_k)$). It generates a concise textual summary (\mathbf{S}_{θ_k}) using a temperature of 0.7 and a maximum length of 300 tokens (see Table A1 for prompt details), as per Eq. 9.
- **ThetaEvent Object (θ_k):** This object constitutes the long-term memory entry, storing the elements defined in Eq. 10: the representative cross-modal embedding (\mathbf{v}_k), the generated textual summary (\mathbf{S}_{θ_k}), references to the key visual (\mathbf{I}_{θ_k}) and auditory (\mathbf{A}_{θ_k}) context used, and the segment’s temporal information (\mathbf{T}_{θ_k}) which links back to the detailed ShortTermMemory object m_k . The collection $\{\theta_k\}$ forms the abstract long-term memory store.

B.2. Memory Retrieval Implementation

Query Analysis (Sec. 4.3.1) User queries are initially processed to determine the retrieval strategy:

- **Classifier Model:** GPT-4o is used as the query classifier (Q_{type}) to classify the incoming query q based on its primary modality focus (Visual, Auditory, Cross-modal) or if it targets high-level semantic/gist information (Summary). This uses a 3-shot prompt with examples (see Table A2).

Hierarchical Retrieval (Sec. 4.3.1) Retrieval follows a confidence-gated two-pathway approach (Eq. 11):

- **Fast Retrieval (Φ_{fast}):** Retrieval is first attempted using the abstract textual summaries (\mathbf{S}_{θ_k}) stored in the collection of ThetaEvent objects ($\mathcal{E} = \{\theta_k\}$). Confidence scores are determined by internal LLM calibration (Qwen2.5-VL, see Table A3) on a scale of 0-1.
- **Detailed Recall (Ψ_{detailed}):** If the confidence score from Fast Retrieval falls below a threshold $\tau = 0.75$, retrieval escalates to the Detailed Recall pathway. This pathway searches the consolidated ShortTermMemory objects ($\mathcal{M} = \{m_k \mid k \in K\}$), guided by the query type determined by $Q_{\text{type}}(q)$.

Detailed Recall Pathways (Sec. 4.3.2) The specific operations within Detailed Recall (Ψ_{detailed}) are guided by the classified query type:

- **Query Embedding:** The query q is converted into an ImageBind embedding (q_{embed}) for use in similarity-based search.

- **Similarity Search (Feature/Semantic):** For single-modality or cue-based retrieval (Visual or Auditory query type), cosine similarity is used to find the top- k `ShortTermMemory` segments (m_k) whose representative embeddings (\mathbf{v}_k) are most similar to q_{embed} (Feature Search), with $k = 5$. Text-based search over the aggregated descriptions/transcriptions (\mathbf{T}_k) serves as a fallback or alternative (Semantic Search). See Tables A4 and A5 for related selection prompts.
- **Cross-Modal Association:** For Cross-modal query types, retrieval uses temporal co-occurrence. First, the top- k seed segments \mathbf{S}_{query} most similar to q_{embed} (based on \mathbf{v}_k) are identified (Eq. 12, with $k = 5$). Second, expanded temporal windows (\mathbf{W}) are defined around these seeds using a temporal buffer parameter $\delta = 2$ seconds (Eq. 13). Third, target modality information (\mathbf{S}_{target}) is extracted from any segment m_j whose time interval overlaps with any window in \mathbf{W} (Eq. 14).
- **Fine-grained Analysis:** If necessary for answering the query, specific content within the retrieved `ShortTermMemory` segments is analyzed further using Qwen2.5-VL (for visual/multimodal questions) or Whisper (for detailed audio content examination). This often occurs during the final synthesis stage.

Adaptive Reasoning (Sec. 4.3.3) The final answer is synthesized from the retrieved information:

- **Synthesis Model:** Qwen2.5-VL is typically used as the reasoning module (Γ) to generate the final answer (a). It takes the original query (q), the retrieved evidence ($r_{retrieved}$), and relevant extracted context ($\mathcal{E}_{context}$) as input (Eq. 15, see Table A7 for prompt). For complex reasoning tasks requiring deeper integration or handling potential conflicts (e.g., comparing Fast Retrieval and Detailed Recall outputs), GPT-4o may be used with a 4-shot prompting strategy and temperature of 0.2 (see Table A6 for a related prompt).

C. Additional Experimental Details

C.1. Ablation Studies Parameter Settings

Acronyms refer to components described in Sec. 4: FR (Fast Retrieval, Φ_{fast}), DR (Detailed Recall, $\Psi_{detailed}$), AR (Adaptive Reasoning, Γ).

- **HippoMM w/o DR, AR:** Uses Fast Retrieval (Φ_{fast}) only, with direct answer generation from summaries (no Adaptive Reasoning Γ).
- **HippoMM w/o FR, AR:** Uses Detailed Recall ($\Psi_{detailed}$) only, with direct answer generation from retrieved details (no Adaptive Reasoning Γ).
- **HippoMM w/o AR:** Uses both retrieval paths (Φ_{fast} , $\Psi_{detailed}$) as per the hierarchical logic, but the final output is based on direct extraction or simple aggregation rather than the full synthesis step (Γ).

C.2. Performance Metrics

- **Processing Time (PT):** Total time to execute the Memory Formation phase (Sec. 4.2) on raw videos.
- **Average Response Time (ART):** Average time to execute the Memory Retrieval phase (Sec. 4.3) and generate an answer a for a query q .
- **Accuracy Metrics:** Based on strict binary match with human-annotated ground truth answers.

C.3. Generalization Evaluation

- **Charades Dataset:** 100 randomly selected video clips.
- **MLVU Needle-in-a-Haystack:** 415 queries across 150 long-form videos (5+ minutes each).
- **GPT-4o Evaluation:** Used as judge for Content Relevance, Semantic Similarity, and Action Alignment with a 5-point Likert scale.
- **Overall Score Calculation:** Arithmetic mean after linearly normalizing 1-5 scales to 0-100%.

C.4. Additional Implementation Parameters

- **Key Frame Filtering Threshold:** Within Perceptual Encoding, a visual similarity threshold (SSIM-based, value 0.3) is used to filter visually redundant frames before description generation to reduce processing load. (Note: This is distinct from the consolidation threshold γ).
- **Visual Similarity Fallback Threshold (Detailed Recall):** When performing Feature Search in Detailed Recall for visual queries, if the max similarity score is below 0.4, the system may fall back to Semantic Search using text captions.
- **Direct Answer Confidence Threshold (τ):** The threshold used in Hierarchical Retrieval (Eq. 11) to switch from Fast Retrieval to Detailed Recall is $\tau = 0.75$.
- **Context Length (LLM):** A maximum context length of 120,000 tokens is used for GPT-4o when invoked for complex reasoning (Adaptive Reasoning Γ).
- **Multiple Worker Processing:** Multiprocessing with a pool size equal to the number of available CPU cores (up to a maximum of 8) is used for parallel frame processing during Perceptual Encoding.

Table A1: Semantic Replay Summarization Prompt (ϕ_{LLM})

Task Description Please provide a concise one sentence summary of this event based on the video frames descriptions and audio transcription. What is happening in this event?

Input Format

- Image descriptions: [Concatenated frame captions from key visual context $\mathbf{I}_{\text{visual}}(m_k)$]
- Audio transcription: [Concatenated transcribed text from key auditory context $\mathbf{A}_{\text{audio}}(m_k)$]

Output Requirements

- One sentence summary (\mathbf{S}_{θ_k}) capturing the integrated multimodal essence of the event
- Focus on key actions, subjects, and setting
- Maintain factual accuracy based on provided descriptions
- Avoid introducing information not supported by the input

Table A2: Query Type Classification Prompt (Q_{type})

Task Description Classify this question into one of these categories based on what type of information is needed to answer it:

Classification Categories

- VIDEO - Questions specifically about visual elements, appearances, or actions that need frame-by-frame analysis, e.g., “what is the main character holding?” (Corresponds to Visual V)
- AUDIO - Questions about sounds, speech, or audio content that need audio analysis, e.g., “what does the main character say/mention?” (Corresponds to Auditory A)
- VIDEO+AUDIO - Questions that require associating both visual and audio information, e.g., “what is the main character doing while saying/mentioning something?” (Corresponds to Cross-modal $V \times A$)
- SUMMARY - Questions that focus on the overall content or gist of the video, e.g., “what is the main character doing?” (Corresponds to Semantic/Gist)

Guidelines

- If question is about visual details, appearances, or actions, classify as VIDEO
- If question is about sounds, speech, or audio content, classify as AUDIO
- If question requires both visual and audio information, classify as VIDEO+AUDIO
- If question is about the overall content of the video, classify as SUMMARY

Input Question: [user query q]

Output Format Return ONLY one of these exact words: VIDEO, AUDIO, VIDEO+AUDIO, SUMMARY

Table A3: Fast Retrieval Attempt Prompt (Part of Φ_{fast})

Task Description Given the following question and relevant event summaries (\mathbf{S}_{θ_k} from \mathcal{E}), analyze whether the question can be answered directly or needs specific analysis (triggering Detailed Recall Ψ_{detailed}).

Input Question: [user query q]

Event Summaries: [List of relevant event summaries \mathbf{S}_{θ_k} retrieved based on q]

Guidelines for analysis

- General questions about overall video content (likely classified as SUMMARY) should be attempted directly from summaries.
- Questions about specific visual details (VIDEO), sounds/speech (AUDIO), or combined elements (VIDEO+AUDIO) often require specific analysis beyond summaries.
- Estimate confidence based on whether summaries contain sufficient information.

Output Format Must be in one of these two structures:

1. If answerable from summaries:

ANSWER: <your detailed answer based ONLY on summaries>

CONFIDENCE: <score between 0.0-1.0, e.g., 0.7 or higher if confident>

2. If requiring specific analysis (summaries insufficient):

ANSWER: NONE

CONFIDENCE: <low score, e.g., 0.0 or < 0.7>

(Note: This confidence score is compared against threshold τ)

Table A4: Visual Segment Selection Prompt (Part of Ψ_{detailed} - Semantic Search)

Task Description Given a question (potentially classified as VIDEO or VIDEO+AUDIO), descriptions from consolidated memory segments (\mathbf{T}_k), and an optional element to search for, identify at most 5 relevant frame indices (within segments m_k) for answering the question.

Input Question: [user query q] Element to search for: [search query derived from q]

Frame descriptions (from relevant \mathbf{T}_k): [Numbered list of frame descriptions/captions]

Instructions

- Return ONLY numbers separated by commas (e.g., “0,3,5,8,12”) corresponding to indices within the provided list.
- Return at most 5 indices.
- Do not include any other text, explanations, or spaces.
- If fewer than 5 frames are relevant, return fewer indices.

Example good responses “0,3,5,8,12” “1,4,7”

Output Format Your response (numbers only, comma-separated):

Table A5: Audio Segment Selection Prompt (Part of Ψ_{detailed} - Semantic Search)

Task Description Given a question (potentially classified as AUDIO or VIDEO+AUDIO) and transcriptions with timestamps from consolidated memory segments (\mathbf{T}_k), identify the most relevant time frames where the answer might be found.

Input Question: [user query q]

Transcriptions (with timestamps from relevant \mathbf{T}_k): [List of timestamped transcriptions]

Instructions

- Analyze the transcriptions and identify segments most likely to contain the answer.
- Return a JSON array of time frames (relative to the source video). Each frame defines a start and end time.

```
[  
  {"start": START_TIME, "end": END_TIME},  
  {"start": START_TIME, "end": END_TIME}  
]
```

- Return at most 5 time frames.
- Include a small buffer around identified time frames (e.g., ± 2 seconds, related to δ).
- If no relevant segments found, return “[]”.

Output Format Your response (valid JSON only):

Table A6: Adaptive Reasoning Prompt (Optional step within Γ)

Task Description You potentially have two candidate answers to the same question q . One derived from Fast Retrieval (Φ_{fast} , using summaries \mathcal{E}) and another from Detailed Recall (Ψ_{detailed} , using detailed segments \mathcal{M}). Compare them and provide a final, reconciled answer a .

Input Question: [user query q]

Answer from summaries (if Φ_{fast} produced one): [direct_answer] Confidence from summaries: [direct_confidence]

Answer from detailed analysis (if Ψ_{detailed} was run): [detailed_answer]

Supporting Context ($\mathcal{E}_{\text{context}}$): Sample frame captions: [Sample relevant frame captions from $r_{\text{retrieved}}$]

Sample transcriptions: [Sample relevant transcriptions from $r_{\text{retrieved}}$]

Instructions

- Compare both answers for consistency, detail, and plausibility given the context.
- If they agree, prefer the more detailed/confident answer.
- If they disagree, evaluate which answer is better supported by the specific context (captions, transcriptions). Prioritize the answer derived from detailed analysis (Ψ_{detailed}) if confidence in the summary-based answer (Φ_{fast}) was low or if the detailed analysis provides clearly contradictory evidence.
- Synthesize the best possible final answer based on this comparison.
- For multiple choice questions, select only one final answer option.
- Estimate the confidence in the final reconciled answer.

Output Format

ANSWER: <reconciled final answer a >

CONFIDENCE: <final confidence score between 0.0-1.0>

REASONING: <brief explanation for the final answer choice>

Table A7: Final Answer Synthesis Prompt (Γ)

Task Description Based on the following retrieved context ($r_{\text{retrieved}}$) and extracted evidence ($\mathcal{E}_{\text{context}}$), please synthesize a final answer (a) to the question (q).

Input Question: [user query q]

Overall Video Context (e.g., relevant summaries \mathbf{S}_{θ_k} if available): [List of relevant high-level context]

Relevant Retrieved Content (details from Φ_{fast} or Ψ_{detailed}): [List of retrieved content descriptions, e.g., frame captions, transcriptions, details from m_k]

Instructions Please provide a clear and specific answer based on the integration of the overall context and the specific retrieved content. If the information is insufficient or contradictory, state that or provide the best possible reasoned answer based on the evidence.

Output should be one letter if the original question was multiple choice.

Output Format Answer: <Synthesized answer a >