

Identifying α -cluster configurations in ^{20}Ne via ultracentral Ne+Ne Collisions

Pei Li,^{1,2} Bo Zhou,^{1,2,*} and Guo-Liang Ma^{1,2,†}

¹Key Laboratory of Nuclear Physics and Ion-beam Application (MOE),
Institute of Modern Physics, Fudan University, Shanghai 200433, China

²Shanghai Research Center for Theoretical Nuclear Physics,
NSFC and Fudan University, Shanghai 200438, China

The initial-state geometry in relativistic heavy-ion collisions provides a novel probe to nuclear cluster structure. For ^{20}Ne , a novel approach is proposed to distinguish between the cluster configurations (5α versus $\alpha+^{16}\text{O}$) in order to gain insight into nuclear structure transitions governed by many-body quantum correlations. Through the microscopic Brink model, we establish the normalized symmetric cumulant NSC (3, 2) and the Pearson coefficient $\rho(\varepsilon_3^2, \delta d_\perp)$ as quantitative discriminators to reveal enhanced cluster degrees of freedom in the ground state of ^{20}Ne . The upcoming ultracentral Ne+Ne collisions at the LHC can experimentally identify these two competing configurations via these flow correlation observables, opening a new paradigm for probing clustering in light nuclei.

Introduction. Understanding the cluster structure of light nuclei ($A \leq 20$) plays a crucial role in many-body physics such as Bose-Einstein condensation (BEC) [1, 2] and nucleosynthesis processes in astrophysics [3–5]. In particular, α -like four-nucleon correlations are intriguing due to their property of cluster geometric arrangement substructures [6, 7]. In complex cluster configurations, the interplay of the shell model, collective motion, and single-particle degrees of freedom presents a fundamental challenge due to the combinatorial explosion of inter-cluster dynamical variables. This strongly correlated quantum many-body problem leads to computational complexity when modeling cluster structures in heavily deformed nuclei, where the dimensionality of the configuration space grows exponentially with nucleon number [8].

Unlike conventional scattering experiments at low energies, ultra-relativistic heavy-ion collisions provide access to nuclear structure through flow correlation observables, imprinting their intrinsic structures onto the initial geometry of quark-gluon-plasma (QGP) [9, 10]. The transverse momentum spectra dN/dp_T of final hadrons reflect the nature of the final state of the QGP evolution, analyzed in terms of a Fourier expansion $\frac{dN}{dp_T d\phi} \propto 1 + 2 \sum_{n=2} v_n(p_T) \cos(\phi - \Phi_n)$. The flow coefficients v_n , related to the spatial eccentricity ε_n of the initial state, encode the cluster structures of colliding nuclei, which then manifest in final-state momentum anisotropies [11–15]. For heavy nuclei, deformation descriptions including quadrupole and triaxial deformation have been extensively validated through U+U collisions [16] at STAR experiment and Xe+Xe collisions [17, 18] at the CERN-LHC experiment, with clear manifestations in final-state observables. While for light nuclei, the deformation framework fails to capture essential physics and necessitates the adoption of cluster structure descriptions. The forthcoming O+O and Ne+Ne experiments at the LHC, scheduled for late June to early July 2025, will be suitable experimental platforms for studying complex cluster

structures [19]. Their high-precision ultracentral measurements provide the feasibility of accurately detecting the cluster structure in light nuclei, demanding urgent theoretical inputs.

As a touchstone for validating nuclear structure models, the ^{20}Ne nucleus has a transition feature from mean-field to clustering structure [20–25] and it provides a unique opportunity to investigate the interplay between nuclear potential depth, single-nucleon orbital localization, and emergent clustering phenomena, offering critical insights into the quantum-liquid-to-cluster phase transition in finite nuclei [26]. The calculations with Antisymmetrized Molecular Dynamics (AMD) model indicate that bowling-pin-like $\alpha+^{16}\text{O}$ is a major configuration of the ground-state rotational band of ^{20}Ne to explain the existence of $K_\pi = 0_1^\pm$ rotational band [27]. The cluster structure of ^{20}Ne gradually changes to the shell-model structure with increasing angular momentum [28]. From the perspective of the nonlocalized THSR model [20, 29–32], two clusters are bound together to make nonlocalized motion. There is no obvious parameter to limit the two clusters from forming a certain deformation. Recent theoretical investigations within the Algebraic Collective Model (ACM) have revitalized the hypothesis of the bi-pyramidal configuration in ^{20}Ne associated with \mathcal{D}_{3h} symmetry (comprising 5α clusters arranged in a bi-pyramid) [33]. On the other hand, from the view of the simple nuclear shell model, the ground state of the ^{20}Ne nucleus tends to exhibit a spherical configuration. Therefore, understanding the competing cluster configurations (e.g., 5α vs. $\alpha+^{16}\text{O}$) in ^{20}Ne is critical to unraveling how nuclear structure models transition between mean field and cluster-dominated regimes. However, experimental investigations through traditional low-energy reactions remain challenging due to limitations such as insufficient sensitivity to cluster configurations and difficulties in isolating reaction pathways.

In theoretical studies in high energy heavy-ion collisions, the linear relations exist $v_n = \kappa_n \varepsilon_n$ [34–38],

where the response coefficients κ_n reflect the transport properties of the QGP. On the other hand, the inverse transverse size d_\perp is typically considered to reflect the nature of the final-state mean transverse momentum $[p_T]$ [39, 40]. Under different transverse planes corresponding to various Euler rotation angles, the correlated fluctuations between different ε_n components $\langle \varepsilon_n^2 \varepsilon_m^2 \rangle$ [41, 42] or the mixed correlated fluctuations with the transverse plane size $\langle \varepsilon_n^2 \delta d_\perp \rangle$ [43, 44] would be very significant observables for the initial geometry of the QGP [45–47]. To clarify the cluster configuration problem of ^{20}Ne , we can establish the connection between the cluster wave function and the initial state of the QGP in heavy-ion collisions, through a reasonable cluster model (i.e., the microscopic Brink wave function [48–50] or the nonlocalized THSR wave function). We utilize the properties of the eccentricity and the inverse transverse size to investigate the cluster structure of light nuclei described with the wave function.

This Letter introduces *analytical* nuclear imaging to resolve geometric cluster structures at the heavy-ion collision instant. Unlike conventional flow observables of heavy-ion collisions in ^{20}Ne [51, 52], which are effective for characterizing shape deformation but fundamentally lack the resolving power to discriminate between competing configurations ($\alpha+^{16}\text{O}$ and 5α), we identify two discriminative observables: normalized symmetric cumulants $\text{NSC}(3, 2)$ and Pearson coefficients $\rho(\varepsilon_3^2, \delta d_\perp)$. Validated through the localized Brink cluster model, these two observables establish the first quantitative constraints for emergent cluster structures in light nuclei via heavy-ion collisions, revealing previously inaccessible many-body quantum correlations.

Microscopic Brink cluster model. The Brink cluster model [53] is a widely used and important microscopic theoretical approach to deal with cluster structures of light nuclei. The Brink cluster model effectively captures the antisymmetrization effects of nucleons and their spatial correlations. Furthermore, through Generator Coordinate Method (GCM) calculations, multi-cluster systems can be accurately described in light nuclei [20]. The Brink cluster wave function Φ^B for 5α clusters in ^{20}Ne is defined as,

$$\Phi^B(\mathbf{R}_1, \mathbf{R}_2, \mathbf{R}_3, \mathbf{R}_4, \mathbf{R}_5) = \frac{1}{\sqrt{20!}} \mathcal{A}[\phi_1(\mathbf{R}_1) \dots \phi_5(\mathbf{R}_2) \dots \phi_{20}(\mathbf{R}_5)]. \quad (1)$$

With the single-nucleon wave function,

$$\phi_i(\mathbf{R}_k) = \left(\frac{1}{\pi b^2}\right)^{\frac{3}{4}} \exp\left[-\frac{1}{2b^2}(\mathbf{r}_i - \mathbf{R}_k)^2\right] \chi_i \tau_i. \quad (2)$$

Here, $\phi_i(\mathbf{R}_k)$ is the single-nucleon wave function characterized by the Gaussian center parameter $\{\mathbf{R}_k\}$ and harmonic oscillator size parameter b . The generator coordinates $\{R_1, R_2, R_3, R_4, R_5\} \equiv \mathbf{R}$ parameterize the spatial

configurations of the 5α clusters in the ^{20}Ne nucleus. The χ_i and τ_i components are the spin and isospin parts, respectively.

Although the single Brink cluster model struggles to accurately describe the ground state of ^{20}Ne , it has been demonstrated that the nonlocal THSR wave function provides a superior description of the low-lying excited states of ^{20}Ne [30]. However, in the single Brink cluster model, the spatial correlations among the 5α clusters can be explicitly expressed. As an approximation, this allows for a reasonable investigation of clustering-related effects in high-energy collisions. Within the Brink cluster model, the density distribution at position \mathbf{a} can be defined as

$$\rho(\mathbf{a}) = \frac{\langle \Phi^B(\mathbf{R}) | \frac{1}{20} \sum_{j=1}^{20} \delta(\mathbf{r}_j - \mathbf{r}_g - \mathbf{a}) | \Phi^B(\mathbf{R}) \rangle}{\langle \Phi^B(\mathbf{R}) | \Phi^B(\mathbf{R}) \rangle}. \quad (3)$$

The integral part involving the center-of-mass coordinate $\mathbf{r}_g = \frac{1}{20} \sum_{j=1}^{20} \mathbf{r}_j$ can be separated, that is, $\delta(\mathbf{r}_j - \mathbf{r}_g - \mathbf{a}) \rightarrow \delta(\mathbf{r}_g) \delta(\mathbf{r}_j - \mathbf{a})$. The $\delta(\mathbf{r}_j - \mathbf{a})$ is a single-body operator while $\delta(\mathbf{r}_g)$ is an A -body operator and requires transforming the center-of-mass part into the momentum space for calculation. In this case, the nucleon density could be determined analytically by Eq. (3), which is critical for subsequent discussions on correlated observables. The initial conditions of the collision and the subsequent binary collisions between two nuclei are uniquely defined by the nucleon distribution in the 2D-transverse plane $\rho(r_\perp, \phi) = \int (\mathcal{R}_p(\phi_1, \theta, \phi_2) \rho(x, y, z) + \mathcal{R}_t(\phi_1, \theta, \phi_2) \rho(x, y, z)) / 2 \, dz$, where \mathcal{R}_p and \mathcal{R}_t are the Euler rotation matrix for the projectile and target nuclei respectively.

We consider ^{20}Ne as the 5α -cluster structure satisfying the bi-pyramidal configuration and introduce the structure characteristic length D_1 and D_2 to describe localized cluster structure, as shown in Fig. 1(a). The parameter D_1 presents the distance from the $\alpha_1 \sim \alpha_4$ cluster in the regular tetrahedron to the center of the tetrahedron, and the parameter D_2 presents the distance from another α_5 cluster to the center of the regular tetrahedron. It should be noted that for the limit of the parameter $D_1 \rightarrow 0$, the 5α cluster structure degenerates into a two-cluster structure of $\alpha+^{16}\text{O}$ structure in which the ^{16}O is a closed-shell and nearly perfect spherical structure [54]. To facilitate the comparison of the structure of ^{20}Ne , we define a structure parameter $k \equiv D_2/D_1$. For the same k value, we only consider the shape of ^{20}Ne and neglect the relative size of the nucleus. Under this definition, ^{20}Ne can have several special shapes, as illustrated in Fig. 1(b). The blue dashed line represents $k = 1/3$, at which ^{20}Ne adopts the tetrahedral structure with α_5 lying on the same plane as $\alpha_2 \sim \alpha_4$. The black dashed line represents $k = 5/3$, at which ^{20}Ne adopts the symmetric bi-pyramidal structure, α_1 and α_5 are symmetric with respect to the plane formed by $\alpha_2 \sim \alpha_4$. Meanwhile, we

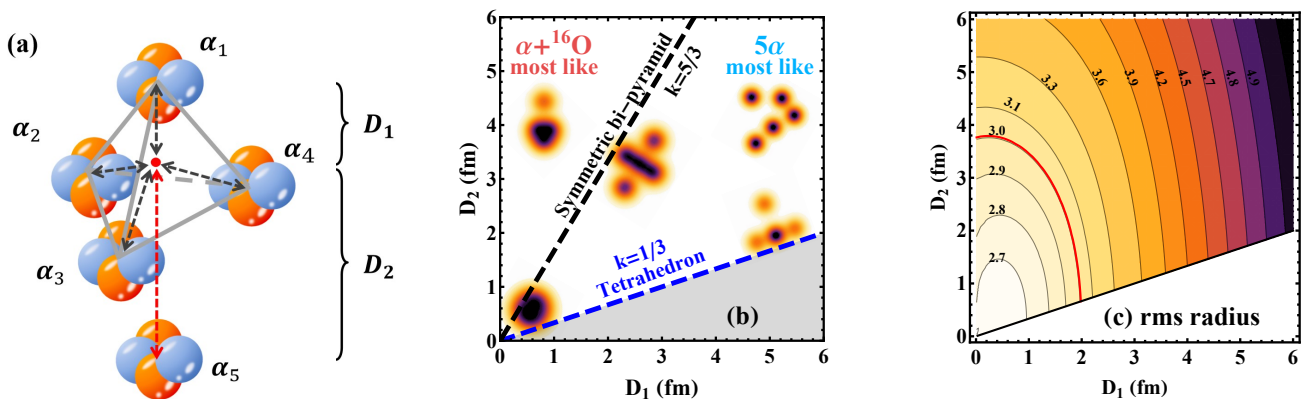


FIG. 1: (a) The 5α cluster structure diagram of ^{20}Ne , where the four α -particles $\alpha_1 \sim \alpha_4$ form a regular tetrahedral structure, and the parameter D_1 is the distance from each cluster to the center of the regular tetrahedron, while the parameter D_2 is the distance from the cluster α_5 to the center of the regular tetrahedron. (b) The $D_1 - D_2$ schematic diagram of several special structures of ^{20}Ne with the ratio parameters $k = D_2/D_1$. (c) Contour plot of the ^{20}Ne rms radius versus the cluster characteristic lengths D_1 and D_2 , with the red contour marking the experimental value.

have marked the regions with significant $\alpha + ^{16}\text{O}$ structure features or 5α structure features, respectively.

For comparison, we chose suitable parameters for nuclear structures for ^{20}Ne with the W-S distribution. The W-S distribution can be expressed more refinedly in the form of a three-parameter Fermi (3pF) model:

$$\rho(r) = \rho_0(1 + wr^2/R_0^2)/(1 + \exp\left(\frac{r - R(\theta, \phi)}{a}\right)), \quad (4)$$

where the size parameter $R_0 = 2.791$ fm, the surface diffusion parameter $a = 0.698$ fm and the weight parameter $w = -0.168$ [55]. In the description of W-S distribution, derived under a sharp surface liquid-drop approximation, analytical estimation for ultracentral collisions reveals a quadratic dependence $\langle \varepsilon_n^2 \rangle \propto a' + b'\beta_n^2$, where the parameters a' and b' depend on both the collision system and the collision energy. [44, 56, 57]. Therefore, we present the formula for calculating the deformation parameters here, for a given density distribution, we can perform theoretical calculations for the deformation parameters β_n of the nuclear structure through the following integration in spherical coordinates [58–60]:

$$\beta_n^* = \frac{4\pi}{3A\langle r^2 \rangle^{n/2}} \int \rho(r)r^n Y_{n,0}(\theta, \phi) d^3r, \quad n \geq 2, \quad (5)$$

where $\langle r^2 \rangle^{1/2}$ is root-mean-square (rms) radius. This provides an approximate conversion of the cluster model description into the traditional description using deformation parameters. The detailed information can be found in the Supplementary Material (SM).

Discussion. In the Brink wave function, the distance parameters between different clusters are typically taken as variational parameters. After performing energy variation, for different bound states of ^{20}Ne , we can find the

extreme point corresponding to different distance parameters. For the ground state 0^+ in $\alpha + ^{16}\text{O}$ ($D_1 \rightarrow 0$), the extreme point is approximately at $D_2 = 3.0$ fm [20]. To satisfy the condition of center-of-mass coordinate separation [61], we uniformly set the harmonic oscillator parameter $b = 1.767$ fm for all single-particle wave functions [62]. The value is to ensure that the parameter setting at ground-state binding energy extremum after the energy variation satisfies the experimental value of the rms radius $\langle r^2 \rangle^{1/2} \approx 3.00$ fm [63]. Fig. 1(c) presents the rms radius of ^{20}Ne with different structure parameters. To ensure that the structure of ^{20}Ne always adopts a bi-pyramidal configuration, we only retain the region where $k > 1/3$. The red solid curve marks the parameter settings that exactly satisfy the experimental value of the rms radius for ^{20}Ne .

The following results are obtained by considering the size of the clusters and neglecting the fluctuations in nucleon positions, thereby enabling complete isolation of the effects arising from the geometric configuration. Figure 2(a) shows the dependence of the normalized symmetric cumulant $\text{NSC}(3, 2)$ on the parameters D_1 and D_2 . When D_1 is relatively small, $\text{NSC}(3, 2)$ is positive, corresponding to the $\alpha + ^{16}\text{O}$ configurations. While $\text{NSC}(3, 2)$ becomes negative as D_1 increases, corresponding to the 5α configurations. There exists a structure phase boundary where $\text{NSC}(m, n)=0$ with $k \approx 3$, and another structure phase boundary is the line with $k = 1/3$ where $\varepsilon_2 = 0$. The correlation observable $\text{NSC}(3, 2)$ demonstrates pronounced sensitivity to nuclear structure effects induced by symmetry-driven geometric reorganization in many-body systems. Therefore, we can determine the configuration of ^{20}Ne by the sign of the normalized symmetric values. Additionally, we observe that the $\text{NSC}(3, 2)$ is not directly related to the absolute val-

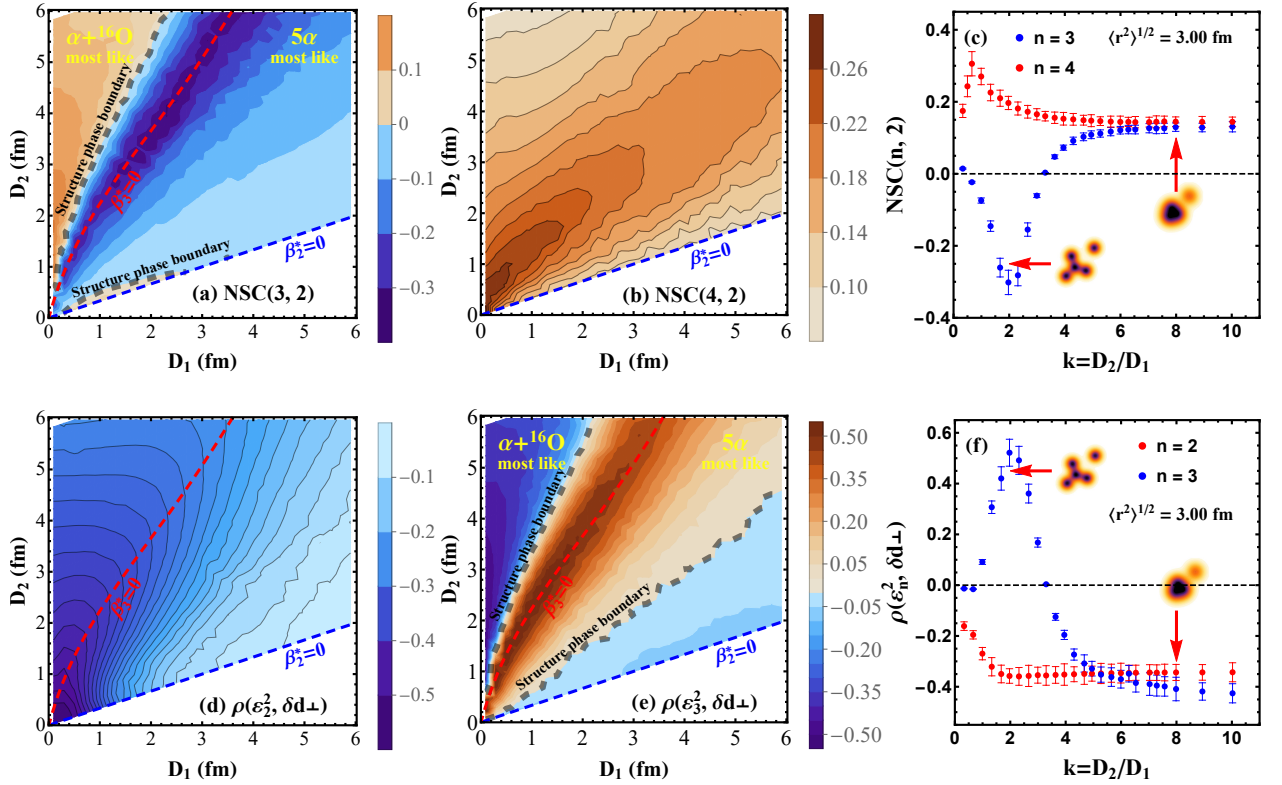


FIG. 2: The dependence of the correlation observables on the parameters D_1 and D_2 , (a): NSC(3, 2), (b): NSC(4, 2), (d): ρ_2 , (e): ρ_3 . The blue dashed lines indicate that $\beta_2^* = 0$. The red dashed line indicates that $\beta_3^* = 0$. The gray thick dashed lines are the structure phase boundaries that distinguish $\alpha + {}^{16}\text{O}$ configuration and 5α configuration. The dependence of the normalized symmetric cumulants (c) and the Pearson correlation coefficients (f) on the ratio $k = D_2/D_1$ satisfying the rms radius requirements, the uncertainty of the value is given by the integral error of the three-dimensional projection angle.

ues of D_1 and D_2 but is related to the ratio k , because the NSC(3, 2) represents the correlation between different components of eccentricity. To meet the rms radius requirements, we present the dependence of NSC(3, 2) on the ratio k for the physical points on the red solid line in Fig. 1(c) and the regions corresponding to the most distinctive features of the $\alpha + {}^{16}\text{O}$ configuration or 5α configuration are marked, respectively, as shown in Fig. 2(c).

The NSC(4, 2) correlation does not exhibit a similar configuration-related boundary as NSC(3, 2) within the visible range, as illustrated in Fig. 2(b). For the distinctive dipole $\alpha + {}^{16}\text{O}$ configuration, we observe that the correlation strengths of different orders generated by the cluster structure are relatively close, $\text{NSC}(3, 2) \approx \text{NSC}(4, 2)$. This indicates that for dipole structures the higher-order fluctuations of the initial geometric structure are almost consistent, which can be further utilized to distinguish the fluctuations caused by the geometric structure effect from other factors.

To investigate the properties of the Pearson correlation coefficients ρ_n , we modify the definition of the area size

in the 2D-transverse plane as

$$d_{\perp} = (\langle x^2 y^2 \rangle - \langle xy \rangle^2)^{-1/4}. \quad (6)$$

The definition of d_{\perp} involves the calculation of the average value of the fourth-order exponential $\langle x^2 y^2 \rangle$, which introduces more contribution from β_4 . The detailed derivation process with the description of W-S distribution can be found in the SM. This examination also demonstrates the consistency between the Brink cluster model and the W-S distribution, although the former is a boundaryless distribution and the latter has boundaries.

Figure 2(d) presents the dependence of the Pearson correlation coefficient ρ_2 on D_1 and D_2 . The ρ_2 is influenced by β_2^* , β_3^* and β_4^* collectively, making the picture much more complex. The observed monotonic decrease of β_2^* drives ρ_2 toward vanishing values, which is a key motivation for our redefinition of the inverse transverse size in the cluster model framework. Refs. [44, 64] dictate the linear response relation $\frac{\delta d_{\perp}}{\langle d_{\perp} \rangle} = \kappa' \frac{\delta [p_T]}{\langle [p_T] \rangle}$, where the response coefficients κ' exhibit dependence on the property of the QGP. Crucially, the structural correlation mechanism ensures strict sign consistency between $\langle \varepsilon_2^2 \delta d_{\perp} \rangle$ and $\langle v_2^2 \delta p_T \rangle$, as demonstrated through theoretical cal-

culations. Therefore, our framework with cluster model predicts $\rho_2(v_2^2, \delta p_T) < 0$ in ultracentral Ne+Ne collisions that challenges conventional hydrodynamic expectations from Ref. [51]. This definitive sign reversal establishes that the observed positive $\rho_2(v_2^2, \delta p_T)$ correlation cannot originate from static geometric configurations, but rather emerges dynamically through event-by-event initial-state fluctuations and non-equilibrium hadronic transport effects.

The dependence of the Pearson correlation coefficient ρ_3 on the parameters D_1 and D_2 is illustrated in Fig. 2(e). The properties of the ρ_3 are similar to the normalized symmetric cumulant NSC(3, 2). Thus, the Pearson correlation coefficient ρ_3 is also an excellent probe sensitive to the cluster configurations of ^{20}Ne . We can determine the configuration by examining the sign of the correlations. In Fig. 2(f), with the rms radius requirements, we can clearly observe the difference in the positive and negative values of ρ_3 brought about by the two distinct configurations. The structure phase boundary with $k \approx 3$ exists where $\rho_3 = 0$, and another structure phase boundary is the line with $k = 2/3$. It is different from the boundary defined by the NSC(3, 2), because we consider the contribution of β_4^* in the new definition of d_\perp .

Furthermore, We demonstrate that both NSC(3, 2) and ρ_3 correlations exhibit universal boundary behavior at $k \approx 3$, revealing a fundamental connection between second- and third-order expansion terms of nuclei shape. These correlation observables show exceptional sensitivity to ^{20}Ne cluster structures and can be directly probed via flow measurements in central Ne+Ne collisions. Superior to collider experiments, the LHCb fixed-target experiments directly imprint the structure of individual ^{20}Ne nucleus in ultracentral Pb+Ne collisions at $\sqrt{s_{NN}} = 68.5$ GeV, enhancing cluster-structure sensitivity through suppressed nucleon-position fluctuations [52]. Our correlation observables can directly apply to fixed-target experiments. The highly consistent D_1 - D_2 patterns between Pb+Ne and Ne+Ne collisions (in the SM) provide complementary tests of our predictions.

Conclusion and Outlook. We establish a unique method to detect complicated cluster structures through heavy-ion collisions and directly connect the α -cluster wave function to the initial state of the QGP evolution. Using the Brink cluster model as nuclear density input, we analytically demonstrate that symmetric cumulants NSC(3, 2) and Pearson coefficients $\rho_3(\varepsilon_3^2, \delta d_\perp)$ exhibit a characteristic sign inversion between distinct configurations: the $\alpha+^{16}\text{O}$ configuration predicts NSC(3, 2) > 0 and $\rho_3 < 0$ while the distributed 5α configuration reverses these correlations to NSC(3, 2) < 0 and $\rho_3 > 0$. These robust sign discrimination directly connect initial-state geometry fluctuations to measurable flow patterns, enabling unambiguous identification of α -clustering and quantitative differentiation of complex structures. Our theoretical predictions will be tested by the upcoming

Ne+Ne collisions at $\sqrt{s_{NN}} = 5.36$ TeV and fixed-target Pb+Ne collisions at $\sqrt{s_{NN}} = 68.5$ GeV at the LHC, enabling the cross-energy probes of the cluster configurations in ^{20}Ne . Beyond nuclear physics, these observables also have potential applications in topological materials [65] and Coulomb explosion imaging [66, 67], where similar many-body geometric symmetry emerges.

Acknowledgment

This work is supported by the National Natural Science Foundation of China under Grants No. 12147101, No. 12325507, and No. 123B1011, the National Key Research and Development Program of China under Grant No. 2022YFA1604900, and the Guangdong Major Project of Basic and Applied Basic Research under Grant No. 2020B0301030008.

* zhou.bo@fudan.edu.cn

† glma@fudan.edu.cn

- [1] M. H. Anderson, J. R. Ensher, M. R. Matthews, C. E. Wieman, and E. A. Cornell, *Science* **269**, 198 (1995).
- [2] H. Christian, Schunck, Y. il Shin, A. Schirotzek, and W. Ketterle, *Nature* **454**, 739 (2008).
- [3] F. M. and F. H. O. U., *Prog. Part. Nucl. Phys.* **78**, 1 (2014).
- [4] C. M. F. H., N. T., von Neumann-Cosel P., and R. A., *Phys. Rev. Lett.* **98**, 032501 (2007).
- [5] K. D. Y. H. and H. S., *Front. Phys.* **11**, 1189040 (2023).
- [6] G. Gamow, *Proc. R. Soc. A* **126**, 632 (1930).
- [7] K. Ikeda, N. Takigawa, and H. Horiuchi, *Prog. Theor. Phys. Suppl.* **E68**, 464 (1968), ISSN 0375-9687.
- [8] W. Nolting and W. D. Brewer, *Fundamentals of many-body physics*, vol. 3 (Springer, 2009).
- [9] S. Acharya et al. (ALICE), *Phys. Lett. B* **784**, 82 (2018), 1805.01832.
- [10] C. Zhang and J. Jia, *Phys. Rev. Lett.* **128**, 022301 (2022), 2109.01631.
- [11] J.-Y. Ollitrault, *Phys. Rev. D* **46**, 229 (1992).
- [12] U. Heinz and R. Snellings, *Ann. Rev. Nucl. Part. Sci.* **63**, 123 (2013), 1301.2826.
- [13] C. Joslin and C. Gray, *Molecular Physics* **50**, 329 (1983).
- [14] D. Teaney and L. Yan, *Phys. Rev. C* **83**, 064904 (2011).
- [15] J. S. Moreland, J. E. Bernhard, and S. A. Bass, *Phys. Rev. C* **92**, 011901 (2015), 1412.4708.
- [16] C. Zhang (STAR), *Nucl. Phys. A* **1060**, 123106 (2025), 2409.09599.
- [17] S. Zhao, H.-j. Xu, Y. Zhou, Y.-X. Liu, and H. Song, *Phys. Rev. Lett.* **133**, 192301 (2024), 2403.07441.
- [18] S. Acharya et al. (ALICE), *Phys. Lett. B* **834**, 137393 (2022), 2111.06106.
- [19] ALICE (ALICE) (2021), ALICE-PUBLIC-2021-004.
- [20] B. Zhou, Y. Funaki, H. Horiuchi, and A. Tohsaki, *Front. Phys.* **15**, 14401 (2020), 1905.00788.
- [21] B. Zhou, Y. Funaki, H. Horiuchi, Y.-G. Ma, G. Röpke, P. Schuck, A. Tohsaki, and T. Yamada, *Nat. Commun.* **14**, 8206 (2023).

- [22] Y. Abe, Y. Kondō, and T. Matsuse, *Prog. Theor. Phys. Suppl.* **68**, 303 (1980), ISSN 0375-9687.
- [23] M. Dufour, P. Descouvemont, and D. Baye, *Phys. Rev. C* **50**, 795 (1994).
- [24] B. Buck, J. C. Johnston, A. C. Merchant, and S. M. Perez, *Phys. Rev. C* **52**, 1840 (1995).
- [25] N. Itagaki, J. Cseh, and M. Płoszajczak, *Phys. Rev. C* **83**, 014302 (2011).
- [26] J.-P. Ebran, E. Khan, T. Nikšić, and D. Vretenar, *Nature* **487**, 341 (2012).
- [27] H. Horiuchi and K. Ikeda, *Prog. Theor. Phys.* **40**, 277 (1968), ISSN 0033-068X.
- [28] Y. Kanada-En'yo and H. Horiuchi, *Prog. Theor. Phys.* **93**, 115 (1995), ISSN 0033-068X.
- [29] A. Tohsaki, H. Horiuchi, P. Schuck, and G. Röpke, *Phys. Rev. Lett.* **87**, 192501 (2001).
- [30] B. Zhou, Y. Funaki, H. Horiuchi, Z. Ren, G. Röpke, P. Schuck, A. Tohsaki, C. Xu, and T. Yamada, *Phys. Rev. Lett.* **110**, 262501 (2013).
- [31] H. Horiuchi, *J. Phys. Conf. Ser.* **863**, 012021 (2017).
- [32] B. Zhou, Y. Funaki, H. Horiuchi, Z. Ren, G. Röpke, P. Schuck, A. Tohsaki, C. Xu, and T. Yamada, *Phys. Rev. C* **89**, 034319 (2014).
- [33] R. Bijker and F. Iachello, *Nucl. Phys. A* **1006**, 122077 (2021), 2011.01976.
- [34] B. Alver and G. Roland, *Phys. Rev. C* **81**, 054905 (2010), 1003.0194.
- [35] H. Niemi, K. J. Eskola, and R. Paatelainen, *Phys. Rev. C* **93**, 024907 (2016).
- [36] D. Teaney and L. Yan, *Phys. Rev. C* **86**, 044908 (2012).
- [37] G. Nijs, W. van der Schee, U. Gürsoy, and R. Snellings, *Phys. Rev. Lett.* **126**, 202301 (2021), 2010.15130.
- [38] J. E. Bernhard, J. S. Moreland, and S. A. Bass, *Nat. Phys.* **15**, 1113 (2019).
- [39] P. Bozek and W. Broniowski, *Phys. Rev. C* **85**, 044910 (2012), 1203.1810.
- [40] B. Schenke, C. Shen, and D. Teaney, *Phys. Rev. C* **102**, 034905 (2020), 2004.00690.
- [41] A. Bilandzic, R. Snellings, and S. Voloshin, *Phys. Rev. C* **83**, 044913 (2011), 1010.0233.
- [42] A. Bilandzic, C. H. Christensen, K. Gulbrandsen, A. Hansen, and Y. Zhou, *Phys. Rev. C* **89**, 064904 (2014), 1312.3572.
- [43] P. Bozek, *Phys. Rev. C* **93**, 044908 (2016), 1601.04513.
- [44] J. Jia, *Phys. Rev. C* **105**, 044905 (2022), 2109.00604.
- [45] D. Behera, S. Prasad, N. Mallick, and R. Sahoo, *Phys. Rev. D* **108**, 054022 (2023), 2304.10879.
- [46] C. Zhang, J. Chen, G. Giacalone, S. Huang, J. Jia, and Y.-G. Ma (2024), 2404.08385.
- [47] G. Aad et al. (ATLAS), *Phys. Rev. C* **107**, 054910 (2023), 2205.00039.
- [48] H. Margenau, *Phys. Rev.* **59**, 37 (1941).
- [49] H. Horiuchi, *Prog. Theor. Phys. Suppl.* **62**, 90 (1977), ISSN 0375-9687.
- [50] R. Zhongzhou, L. Mengjiao, and W. Niu, *Nucl. Phys. Rev.* **34**, 338 (2017).
- [51] G. Giacalone et al. (2024), 2402.05995.
- [52] G. Giacalone et al., *Phys. Rev. Lett.* **134**, 082301 (2025), 2405.20210.
- [53] D. Brink, *The Alpha Particle Model of Light Nuclei, in Proceedings of the International School of Physics* (Academic Press, 1966).
- [54] Y. Yamaguchi, W. Horiuchi, and N. Itagaki, *Phys. Rev. C* **108**, 014322 (2023), 2305.09182.
- [55] H. De Vries, C. De Jager, and C. De Vries, *At. Data Nucl. Data Tables* **36**, 495 (1987), ISSN 0092-640X.
- [56] J. Jia, *Phys. Rev. C* **105**, 014905 (2022), 2106.08768.
- [57] H.-C. Wang, S.-J. Li, L.-M. Liu, J. Xu, and Z.-Z. Ren, *Phys. Rev. C* **110**, 034909 (2024), 2409.02452.
- [58] W. Ryssens, G. Giacalone, B. Schenke, and C. Shen, *Phys. Rev. Lett.* **130**, 212302 (2023), 2302.13617.
- [59] P. Ring and P. Schuck, *The Nuclear Many-Body Problems*, vol. 103 (Springer, 1980).
- [60] G. Scamps, S. Goriely, E. Olsen, M. Bender, and W. Ryssens, *Eur. Phys. J. A* **57**, 333 (2021), 2011.07904.
- [61] B. Zhou, *Prog. Theor. Exp. Phys.* **2018**, 041D01 (2018), 1711.07146.
- [62] T. Matsuse, M. Kamimura, and Y. Fukushima, *Prog. Theor. Phys.* **53**, 706 (1975), ISSN 0033-068X.
- [63] I. Angeli and K. Marinova, *At. Data Nucl. Data Tables* **99**, 69 (2013), ISSN 0092-640X.
- [64] G. Giacalone, *Phys. Rev. Lett.* **124**, 202301 (2020), 1910.04673.
- [65] X. Ni, S. Yves, A. Krasnok, and A. Alù, *Chemical Reviews* **123**, 7585 (2023).
- [66] Z. Vager, R. Naaman, and E. P. Kanter, *Science* **244**, 426 (1989).
- [67] H. V. S. Lam et al., *Phys. Rev. Lett.* **132**, 123201 (2024), 2408.08389.

Supplementary material

Probes for cluster structure. We typically use the eccentricity ε_n in the center-of-mass frame to describe the initial geometrical conditions of the collision via 2D multi-pole expansion [13–15]. The eccentricity vectors are defined as

$$\varepsilon_n e^{in\Phi} = -\frac{\int r_{\perp}^n e^{in\phi} \rho(r_{\perp}, \phi) d^2r}{\int r_{\perp}^n \rho(r_{\perp}, \phi) d^2r}, \quad n \geq 2. \quad (7)$$

Previous studies typically employed the Wigner rotation matrix and the Spherical harmonics $Y_{l,m}(\theta, \phi)$ for the overall integration making the calculation more complex [44, 56]. However, because the density distribution obtained by the Brink cluster model can be decomposed into multiple Gaussian components, it makes the integration relatively easier to calculate, for which no excessive approximations or expansions of higher-order terms are required compared to the W-S distribution.

In the previous studies with the W-S distribution [44], the area size of the transverse plane in the 2D-transverse plane is define as $\frac{S_{\perp}^2}{\pi^2} = \langle x^2 \rangle \langle y^2 \rangle - \langle xy \rangle^2$, where $\langle \cdot \rangle$ represents the average value within the 2D-transverse plane. However, in the cluster model, adopting this definition would significantly exaggerate the computational weight of regions with no matter distribution. Therefore, we modify the definition of the area in the 2D-transverse plane as

$$\frac{S_{\perp}^2}{\pi^2} = R_{\perp}^4 = \langle x^2 y^2 \rangle - \langle xy \rangle^2, \quad (8)$$

where R_{\perp} is the transverse size. The first term represents the contribution from regions where matter is present, while the second term accounts for the subtraction of the contribution from the asymmetric distribution.

The four-particle symmetric cumulants and normalized symmetric cumulants between different eccentricity components are defined as

$$SC(m, n) = \langle \varepsilon_m^2 \varepsilon_n^2 \rangle - \langle \varepsilon_m^2 \rangle \langle \varepsilon_n^2 \rangle, \quad (9)$$

$$NSC(m, n) = \frac{\langle \varepsilon_m^2 \varepsilon_n^2 \rangle - \langle \varepsilon_m^2 \rangle \langle \varepsilon_n^2 \rangle}{\langle \varepsilon_m^2 \rangle \langle \varepsilon_n^2 \rangle}. \quad (10)$$

The normalized symmetric cumulants are utilized to scale out the dependence on the single nucleon. The normalization of $\langle \varepsilon_n^2 \delta d_{\perp} \rangle$ is defined as the Pearson correlation coefficient,

$$\begin{aligned} \rho_n(\varepsilon_n^2, \delta d_{\perp}) &= \frac{\text{cov}(\varepsilon_n^2, \delta d_{\perp})}{\sqrt{\text{Var}(\varepsilon_n^2) \text{Var}(\delta d_{\perp})}} \\ &= \frac{\langle \varepsilon_n^2 \delta d_{\perp} \rangle}{\sqrt{(\langle \varepsilon_n^4 \rangle - \langle \varepsilon_n^2 \rangle^2)(\langle (\delta d_{\perp})^2 \rangle)}}. \end{aligned} \quad (11)$$

where the fluctuation of the transverse plane size $\delta d_{\perp} = d_{\perp} - \int d_{\perp} d\Omega$.

The nucleon density distribution. Figures 3(a) and (b) show the single nucleon radial density distribution for ^{20}Ne with D_1 and D_2 dependence, respectively. In Fig. 3(a), the saturation density decreases for $\alpha+^{16}\text{O}$ structure as D_2 increases. Particularly, when $D_1 \rightarrow 0$ and $D_2 = 3$ fm, the saturation density is closest to that of the W-S distribution. The density distribution does not show a significant decrease in the central region in Fig. 3(a), while in Fig. 3(b), the density in the central region decreases more significantly as D_1 increases. This indicates that the parameter D_1 controls the compactness of the alpha clusters within the 5α cluster structure.

Deformation and eccentricity. Figures 4(a)–(c) illustrate the dependence of the deformation parameters β_n^* on D_1 and D_2 . The images for different β_n^* are not the same. The β_2^* increases as D_2 increases, but decreases as D_1 increases, and becomes exactly zero with the tetrahedron configuration at the blue dashed line satisfying $k = 1/3$. The β_3^* increases as D_1 or D_2 increases and is exactly zero at the red dashed lines, which does not strictly coincide with a bi-pyramidal structure with \mathcal{D}_{3h} symmetry at the black dashed line satisfying $k = 5/3$ due to the Pauli exclusion effect. Figs. 4(d)–(f) present that the dependence of different eccentricity components ε_n on D_1 and D_2 . There are consistent proportional correspondence between β_n^* and ε_n , $\varepsilon_n^2 \propto \beta_n^{*2}$, which are similar to the proportional relationships $\varepsilon_n^2 \propto \beta_n^2$ as mentioned in Ref. [56]. However, when $\beta_3^* = 0$, the ε_3 is not strictly zero due to the geometric fluctuations of the overlapping region, as shown at the red dashed line in Fig. 4(e). This effect is reflected again in the discussion on different cumulants.

The inverse transverse area calculation. We investigate the difference between the new definition and old definition of S_{\perp}^2/π^2 with theoretical methods using W-S distribution and the Wigner rotation matrix as shown in Ref. [44],

$$\frac{S_{\perp new}^2}{\pi^2} = \langle x^2 y^2 \rangle - \langle xy \rangle^2, \quad (12)$$

$$\frac{S_{\perp old}^2}{\pi^2} = \langle x^2 \rangle \langle y^2 \rangle - \langle xy \rangle^2. \quad (13)$$

we can apply spherical harmonics $Y_n^n = \sqrt{\frac{(2n+1)!!}{4\pi(2n)!!}} \sin^n(\theta) e^{in\phi}$ to define the boundary of the W-S distribution, which serves as the upper limit for the radial integral, $r \in [0, R_0(1 + \sum_{l,m} \beta_l \alpha_{l,m} Y_{l,m})]$. For convenience in comparison, we disregard the second term in Eqs. (12) and (13) with the effects of the misalignment of the symmetry axis with the coordinate axis. In spherical harmonics, we can use the relation,

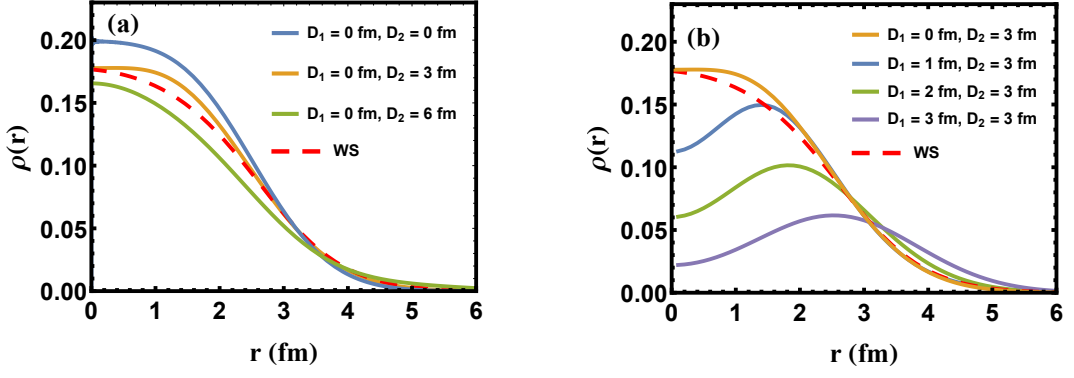


FIG. 3: The single nucleon radial density distribution for different settings of D_1 and D_2 . (a): only dependent on D_2 for $\alpha+^{16}\text{O}$ configuration, (b): only dependent on D_1 . The red dashed line represents the W-S density distribution and satisfies the experimental rms value.

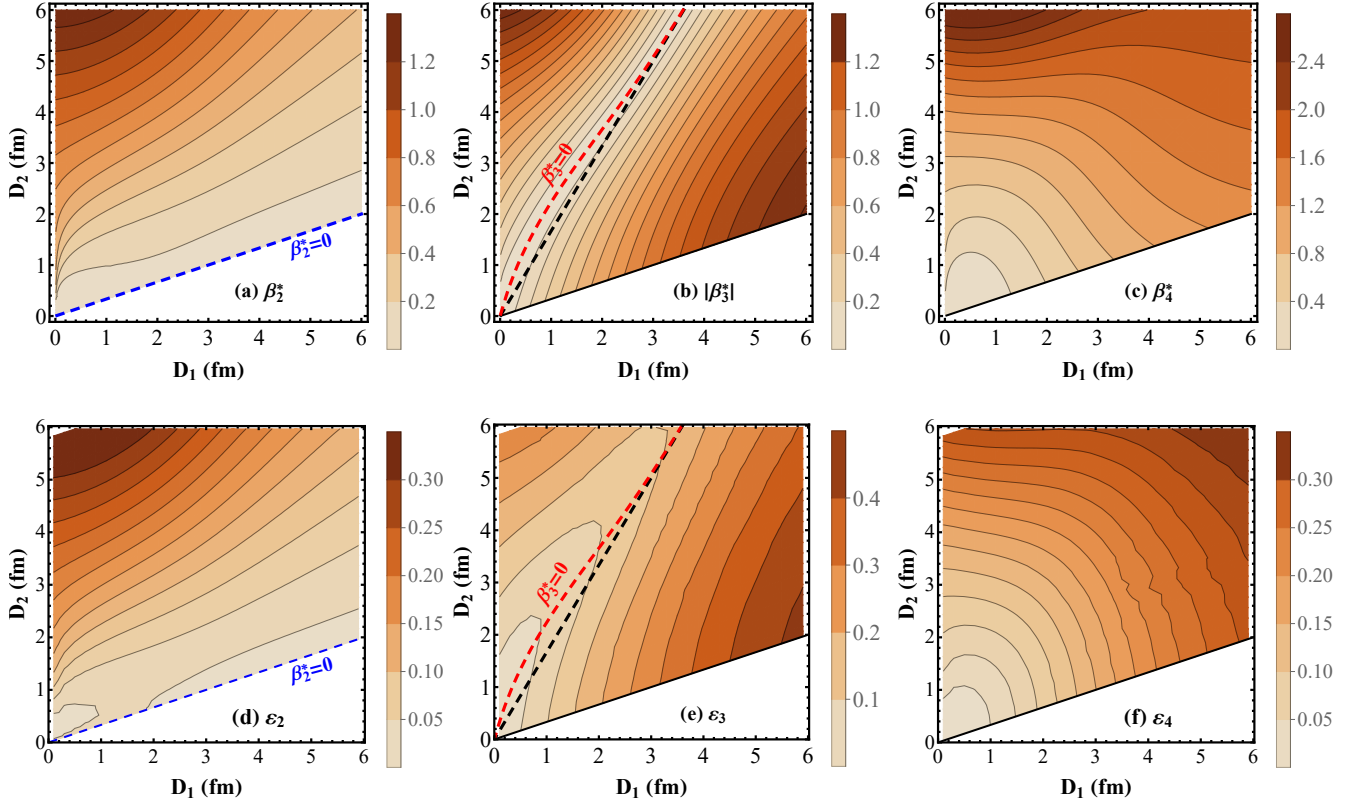


FIG. 4: The dependence of the deformation parameters (a) β_2^* , (b) β_3^* , (c) β_4^* , and different eccentricity components (d) ε_2 , (e) ε_3 , (f) ε_4 on the parameters D_1 and D_2 . The blue dashed lines in (a) and (d) indicate that $\beta_2^* = 0$. The red dashed lines in (b) and (e) indicate that $\beta_3^* = 0$. The black dashed lines in (b) and (e) present the region satisfying $k = D_2/D_1 = 5/3$.

$$\begin{aligned}
 \sin^4(\theta) \cos^2(\phi) \sin^2(\phi) &= \frac{1}{9} - \frac{4}{9} \sqrt{\frac{\pi}{5}} Y_2^0 + \frac{4\pi}{45} (Y_2^0)^2 - \frac{2\pi}{15} ((Y_2^2)^2 + 2Y_2^2 Y_2^{-2} + (Y_2^{-2})^2) \\
 &= \frac{1}{15} - \frac{4}{7} \sqrt{\frac{\pi}{5}} Y_2^0 + \frac{2\sqrt{\pi}}{105} Y_4^0 - \frac{1}{3} \sqrt{\frac{2\pi}{35}} (Y_4^4 + Y_4^{-4}),
 \end{aligned} \tag{14}$$

where the second equation uses the expansion formula for spherical harmonics Y_l^m with Wigner 3j symbol

$$\begin{pmatrix} l_1 & l_2 & l_3 \\ m_1 & m_2 & m_3 \end{pmatrix},$$

$$Y_{l_1 m_1}(\theta, \phi) Y_{l_2 m_2}(\theta, \phi) = \sum_{l_3=0}^{\infty} \sum_{m=-l_3}^l C_{l_3, m_3} Y_{l_3, m_3}(\theta, \phi), \quad (15)$$

$$\begin{aligned} C_{l_3, m_3} &= \int Y_{l_1 m_1}(\theta, \phi) Y_{l_2 m_2}(\theta, \phi) Y_{l_3 m_3}(\theta, \phi) d\Omega \\ &= \sqrt{\frac{(2l_1+1)(2l_2+1)(2l_3+1)}{4\pi}} \begin{pmatrix} l_1 & l_2 & l_3 \\ 0 & 0 & 0 \end{pmatrix} \begin{pmatrix} l_1 & l_2 & l_3 \\ m_1 & m_2 & m_3 \end{pmatrix}. \end{aligned} \quad (16)$$

Through Eq. (14), $\langle x^2 y^2 \rangle$ can be formally expressed in the ultracentral collisions as

$$\begin{aligned} S_{\perp new}^2 / \pi^2 &= \langle x^2 y^2 \rangle = \frac{\int r^4 \sin^4(\theta) \cos^2(\phi) \sin^2(\phi) \rho(r, \theta, \phi) d^3 r}{\int \rho(r, \theta, \phi) d^3 r} \\ &= \frac{3R_0^4}{28\pi} \int \left(1 + \sum_{l,m} \beta_l \alpha_{l,m} Y_l^m \right)^7 \left[\frac{1}{15} - \frac{4}{7} \sqrt{\frac{\pi}{5}} Y_2^0 + \frac{2\sqrt{\pi}}{105} Y_4^0 - \frac{1}{3} \sqrt{\frac{2\pi}{35}} (Y_4^4 + Y_4^{-4}) \right] \sin(\theta) d\theta d\phi \\ &\approx \frac{R_0^4}{35} + \frac{3R_0^4}{28\pi} \left[-4 \sqrt{\frac{\pi}{5}} \sum_m \beta_2 \alpha_{2,m} D_{0,m}^2 + \frac{14}{15} \sum_{l_1, m_1, l_2, m_2} \beta_l^2 \alpha_{l,m}^2 \right. \\ &\quad \left. + \frac{2\sqrt{\pi}}{15} \sum_m \beta_4 \alpha_{4,m} (D_{0,m}^4 - \frac{3}{7} (D_{4,m}^4 + D_{-4,m}^4)) \right. \\ &\quad \left. - 8 \sqrt{\frac{\pi}{5}} \sum_{l_1, m_1, l_2, m_2} \beta_{l_1} \beta_{l_2} \alpha_{l_1, m_1} \alpha_{l_2, m_2} D_{0,m}^2 \sqrt{\frac{5(2l_1+1)(2l_2+1)}{4\pi}} \begin{pmatrix} l_1 & l_2 & 2 \\ 0 & 0 & 0 \end{pmatrix} \begin{pmatrix} l_1 & l_2 & 2 \\ m_1 & m_2 & m \end{pmatrix} \right], \end{aligned} \quad (17)$$

where the forth equation uses the expand relation $(1+x)^a = 1 + ax + 2ax^2 + O(x^3)$ and $D_{m,m'}^n$ is the Wigner rotation matrix. Thus, we can obtain the inverse transverse area with the new definition,

$$\begin{aligned} S_{\perp new}^{-1} &= \frac{\sqrt{35}}{R_0^2} \left[1 + \frac{3}{2} \sqrt{\frac{5}{\pi}} \sum_m \beta_2 \alpha_{2,m} D_{0,m}^2 - \frac{1}{4\sqrt{\pi}} \sum_m \beta_4 \alpha_{4,m} (D_{0,m}^4 - \frac{3}{7} (D_{4,m}^4 + D_{-4,m}^4)) \right. \\ &\quad \left. + 3 \sqrt{\frac{5}{\pi}} \sum_{l_1, m_1, l_2, m_2} \beta_{l_1} \beta_{l_2} \alpha_{l_1, m_1} \alpha_{l_2, m_2} D_{0,m}^2 \sqrt{\frac{5(2l_1+1)(2l_2+1)}{4\pi}} \begin{pmatrix} l_1 & l_2 & 2 \\ 0 & 0 & 0 \end{pmatrix} \begin{pmatrix} l_1 & l_2 & 2 \\ m_1 & m_2 & m \end{pmatrix} \right], \end{aligned} \quad (18)$$

and the deviation of the inverse transverse area can be expressed as

$$\begin{aligned} \delta S_{\perp new}^{-1} &= \frac{\sqrt{35}}{R_0^2} \left[\frac{3}{2} \sqrt{\frac{5}{\pi}} \sum_m \beta_2 \alpha_{2,m} \delta D_{0,m}^2 - \frac{1}{4\sqrt{\pi}} \sum_m \beta_4 \alpha_{4,m} (\delta D_{0,m}^4 - \frac{3}{7} (\delta D_{4,m}^4 + \delta D_{-4,m}^4)) \right. \\ &\quad \left. + 3 \sqrt{\frac{5}{\pi}} \sum_{l_1, m_1, l_2, m_2} \beta_{l_1} \beta_{l_2} \alpha_{l_1, m_1} \alpha_{l_2, m_2} \delta D_{0,m}^2 \sqrt{\frac{5(2l_1+1)(2l_2+1)}{4\pi}} \begin{pmatrix} l_1 & l_2 & 2 \\ 0 & 0 & 0 \end{pmatrix} \begin{pmatrix} l_1 & l_2 & 2 \\ m_1 & m_2 & m \end{pmatrix} \right]. \end{aligned} \quad (19)$$

We keep higher-order β_2 terms and neglect higher-order β_4 terms in the expansion of the numerator in Eq. (18) and Eq. (19), due to the relatively small coefficients of the β_4 terms. With the old definition in Eq. (13), Ref. [57] has presented the result of the inverse transverse area $\langle (\delta S_{\perp old}^{-1})^2 \rangle \approx \frac{0.25}{R_0^4} (7.954\beta_2^2 - 4.301\beta_2^3 + 5.352\beta_2\beta_3^2 + O(\beta_n^4))$. We can calculate $\langle (\delta S_{\perp new}^{-1})^2 \rangle$ by Eq. (19),

$$\langle (\delta S_{\perp new}^{-1})^2 \rangle = \frac{1.25}{R_0^4} (4.01\beta_2^2 + 0.084\beta_4^2 + 7.228\beta_2^3 + 6.746\beta_2\beta_3^2 + 6.572\beta_2\beta_4^2 + 9.698\beta_2^2\beta_4 + O(\beta_n^4)). \quad (20)$$

With the relation $\frac{\delta d_{\perp}}{\langle d_{\perp} \rangle} = \frac{1}{2} \frac{\delta S_{\perp}^{-1}}{\langle S_{\perp}^{-1} \rangle}$, the dependence of $\langle (\delta d_{\perp} / \langle d_{\perp} \rangle)^2 \rangle$ on D_1 and D_2 by new definition and old definition are shown in Fig. 5. The old definition can perfectly match the proportional relationship $\langle (\delta d_{\perp} / \langle d_{\perp} \rangle)^2 \rangle \propto \beta_2^2$, while the properties of new definition does not match the relation in the region with small β_2 due to the inclusion of the β_4 contribution, which better reconciles the theoretical framework with reality. For the same configuration, the value of $\langle (\delta d_{\perp})^2 \rangle$ under the new definition is larger. This indicates that the new definition significantly reduces the area erroneously estimated due to the differences between the cluster model and the W-S distribution. For the cluster model, there is typically a cavity structure at the center, where the central density slightly decreases compared to the highest point. Therefore, using the old definition where two multiplied average value does not accurately reflect such a complex structure. However, this definition is applicable to the W-S distribution, for which the density gradually decreases from the center to the edge radially without exhibiting a cavity structure.

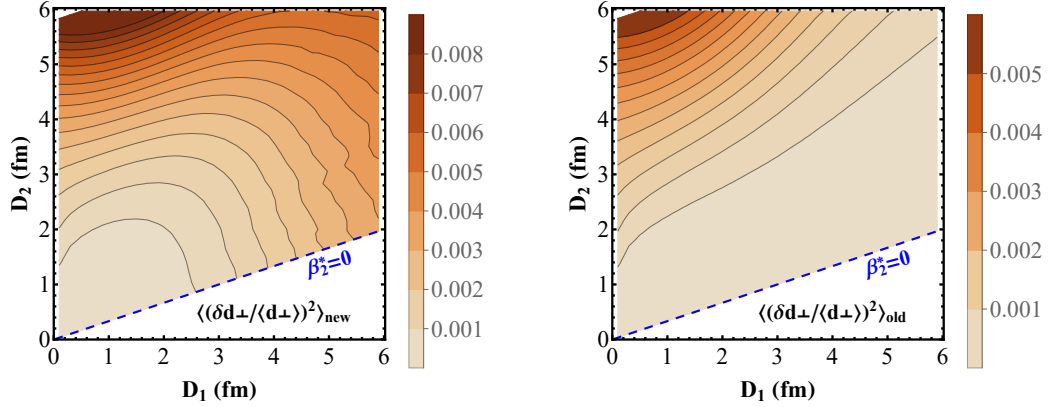


FIG. 5: The dependence of the fluctuation of the inverse transverse size $\langle (\delta d_{\perp} / \langle d_{\perp} \rangle)^2 \rangle$ with new definition (left) and old definition (right) on the parameters D_1 and D_2 . The blue dashed lines indicate that $\beta_2^* = 0$.

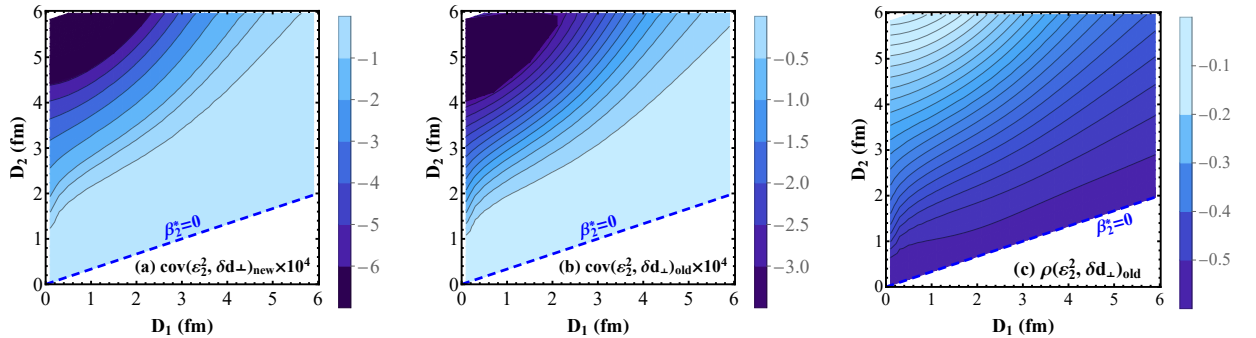


FIG. 6: The dependence of the covariance $\text{cov}(\varepsilon_2^2, \delta d_{\perp})$ (left: new definition, middle: old definition) and the Pearson correlation coefficient ρ_2 between ε_2 and $\langle d_{\perp} \rangle$ with old definition on D_1 and D_2 (right). The blue dashed lines indicate that $\beta_2^* = 0$.

The old definition not only fails to correctly describe the transverse area of the cluster model but also cannot accurately capture the fluctuations of the transverse area. For example, When we calculate $\text{cov}(\varepsilon_2^2, \delta d_{\perp})$ and ρ_2 with the old definition, as shown in Fig. 6(b) and (c), we observe that $\text{cov}(\varepsilon_2^2, \delta d_{\perp}) \rightarrow 0$ but ρ_2 is not zero with $\beta_2^* \rightarrow 0$. Moreover, the dependence of $\text{cov}(\varepsilon_2^2, \delta d_{\perp})$ and ρ_2 is completely opposite, which reflects erroneous information and does not align with physical reality. Compare to the new definition for the calculation, both $\text{cov}(\varepsilon_2^2, \delta d_{\perp})$ and ρ_2 exhibit more consistent behavior.

Fixed-target collisions. Figures 7(a) and (b) illustrate the results of the normalized symmetric cumulants NSC(3, 2) and Pearson correlation coefficient ρ_3 in the fixed-target Pb+Ne ultracentral collisions. We achieve an approximate fixed-target effect by assuming that the rotational direction of the projectile and target nuclei are aligned. The resulting correlation results for the fixed target agree perfectly with the results of the Ne+Ne collisions. Since the fixed-target ultracentral collisions contain all structural information of ^{20}Ne without any spectators, the enhanced

strength of the correlations shows that the cluster structural effect is even more pronounced in the fixed-target experiments.

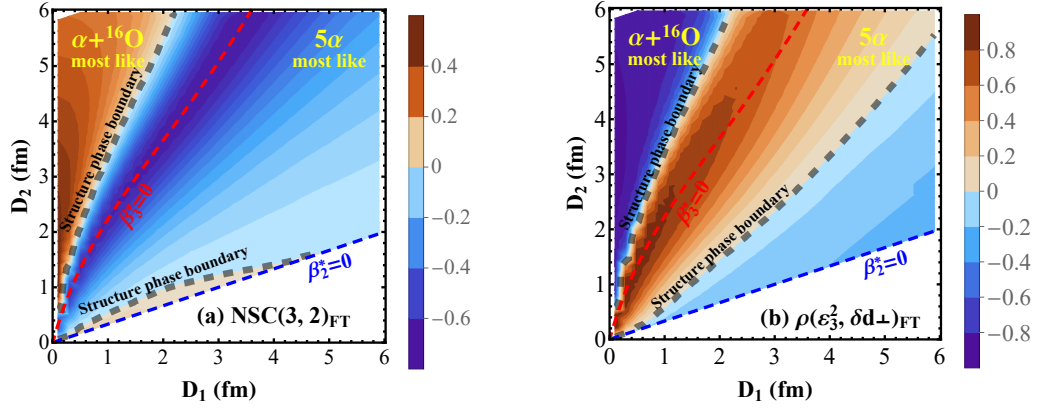


FIG. 7: The dependence of the correlation observables on the parameters D_1 and D_2 in fixed-target Pb+Ne collisions, (a): NSC(3, 2), (b): ρ_3 . The blue dashed lines indicate that $\beta_2^*=0$. The red dashed line indicates that $\beta_3^*=0$. The gray thick dashed lines are the structure phase boundaries that distinguish $\alpha+^{16}\text{O}$ configuration and 5α configuration.