

OLAF: An Open Life Science Analysis Framework for Conversational Bioinformatics Powered by Large Language Models

Authors

Dylan Riffle [1]*, Nima Shirooni [2], Cody He [2], Manush Murali [2], Sovit Nayak [2], Rishikumar Gopalan [2], Diego Gonzalez Lopez [2]

[1] Weill Cornell Medicine

[2] University of California, Irvine

[*] Corresponding author: dyr4005@med.cornell.edu

Summary

OLAF (Open Life Science Analysis Framework) is an open-source software platform that leverages large language models (LLMs) to generate and execute bioinformatics code in response to natural language queries. Built with a modular agent-pipe-router architecture and a modern web interface (Angular front-end with a Python/Firebase backend), OLAF serves as an intelligent lab assistant for computational biology. Users can ask OLAF to perform complex data analyses or lab automation tasks in plain English, for example, “Identify differentially expressed genes in my single-cell RNA-seq dataset,” and OLAF’s LLM-based agents will write and run the appropriate code to fulfill the request. This capability effectively bridges the gap between natural language instructions and bioinformatics pipelines, empowering researchers who lack advanced programming skills to leverage state-of-the-art computational tools.

A core innovation of OLAF is its ability to interface with specialized scientific data formats and tools that general-purpose chatbots cannot handle. For instance, general LLM systems like ChatGPT operate purely in the realm of text and have no inherent means to open a complex binary file (such as a large .h5ad single-cell data file) or execute code on it. By contrast, OLAF’s design allows the LLM agent to directly interact with data. It can generate Python code using domain libraries (e.g., Scanpy [1] to read an .h5ad file) and then execute it through OLAF’s backend pipeline. The code is run in a sandboxed backend environment, and the results—whether numerical outputs, plots, or processed data—are returned to the user through the interactive front-end. This tightly integrated loop of LLM-driven code generation and automated execution means OLAF can carry out real bioinformatics analyses end-to-end, something not achievable with a standalone LLM chat interface. Importantly, OLAF emphasizes transparency: users can inspect the generated code and results, helping build trust and enabling learning by example.

In summary, OLAF provides a rigorous yet accessible platform that marries

cutting-edge LLM capabilities with practical bioinformatics infrastructure. It lowers the barrier for biologists and clinicians to perform advanced analyses and lab computations, simply by conversing with an AI agent. This forward-looking framework exemplifies how recent advances in AI can be applied to streamline biological research workflows, from data processing and visualization to hypothesis testing, all within a user-friendly, reproducible, and extensible system.

Statement of Need

Modern biology and medicine are awash in data, from high-throughput sequencing to large-scale imaging, and unlocking insights from these datasets increasingly requires complex computational analyses. However, a large fraction of life scientists lack the programming expertise to fully utilize advanced bioinformatics methods. While point-and-click software and online tools exist for certain tasks, they are limited in scope and flexibility. In practice, many biologists face a steep learning curve to perform custom analyses, often having to either master scripting or rely on expert collaborators. This accessibility gap slows down research progress and creates silos between experimentalists and computational experts. There is a clear need for tools that lower the barrier to bioinformatics, enabling domain experts to directly interact with their data and ask sophisticated questions without writing code themselves.

Large language models offer a compelling solution to this problem: they can understand natural language and produce workable code. In principle, an LLM-powered assistant could allow a biologist to simply describe the analysis they want, and receive results with minimal manual effort. General-purpose AI chatbots (e.g., ChatGPT) have indeed demonstrated the ability to generate code snippets [2]. Yet, on their own they fall short as practical lab tools. For example, a biologist might ask ChatGPT to “load my single-cell RNA-seq data and find marker genes for each cluster,” and ChatGPT can suggest Python code using libraries like Scanpy. But it cannot actually execute that code or verify that it worked on the researcher’s data. Moreover, it has no direct access to local data files or scientific file formats; a user cannot simply feed a raw .h5ad file into ChatGPT and expect a result, because the model can’t parse that binary format or handle large datasets within its text-only interface. These limitations mean that, in practice, scientists would still need to copy the AI-generated code into their own environment, install the right libraries, troubleshoot errors, and interpret outputs—negating much of the promised convenience [3].

OLAF is designed to fulfill this unmet need by providing an end-to-end platform where an LLM agent not only writes code but also executes it in an integrated bioinformatics environment. This design makes advanced analyses accessible to researchers who are not proficient coders. The target audience includes bench scientists, clinicians, and students in life sciences who want to perform data analysis or pipeline tasks by simply describing their goals. For instance, an

immunologist could upload an .h5ad file containing single-cell transcriptomics data and ask, “What cell types are present and what are their top marker genes?” OLAF’s backend would dispatch this request to its LLM agent, which might generate code to read the file with Scanpy [1], run clustering and marker gene identification, then plot a UMAP colored by predicted cell type. The platform would run this code automatically and return interactive plots and summaries to the user. In this scenario, OLAF removes the need for the researcher to manually code or even know the names of the required libraries—the AI agent bridges that gap. This dramatically lowers the technical hurdle for performing sophisticated analyses, allowing scientists to focus on the biological questions rather than the computational mechanics.

Beyond analysis, OLAF contributes to lab automation by enabling natural language control of computational workflows. Researchers can chain together complex tasks (data preprocessing, analysis, visualization, etc.) through simple instructions, effectively scripting full pipelines via conversation. In traditional lab settings, such automation required writing elaborate scripts or using workflow managers, both of which demand programming. OLAF offers a more intuitive alternative, potentially saving time and reducing human error. It also serves an educational purpose: by exposing the generated code for each step, OLAF helps users learn how certain analyses are conducted programmatically, fostering transparency and reproducibility in computational biology [4]. This aligns with the open-science ethos, as OLAF is released under an open-source license for the community. Researchers can extend or modify the platform—for example, by adding new analysis modules or adapting the LLM prompts for their specific domain—thereby continually expanding OLAF’s capabilities. In summary, the need for OLAF is evident in the daily bottlenecks faced by life scientists: it provides an accessible, automated, and customizable solution for conducting bioinformatics analyses, filling a critical gap between rapidly evolving AI technology and its real-world utility in biological research.

Table 1: Comparison of AI-Driven Tools for Bioinformatics Workflows

Feature / Capability	General LLMs (e.g., ChatGPT)	Bio- Chatter	LangChain- Based Agents	OLAF
Understands natural language	Y	Y	Y	Y
Generates domain-specific code	L	Y	Y	Y
Executes code automatically	N	N	L	Y
Handles scientific file formats (e.g., .h5ad)	N	L	L	Y

Feature / Capability	General LLMs (e.g., ChatGPT)	Bio- Chatter	LangChain- Based Agents	OLAF
Uploads and accesses local data files	N	L	Y	Y
Provides interactive data visualizations	N	N	L	Y
Designed for non-programmers	N	L	N	Y
End-to-end analysis workflows	N	L	L	Y
Modular and extensible architecture	N	Y	Y	Y
Built-in execution environment (sandboxed)	N	N	L	Y
Educational transparency (code + outputs shown)	N	Y	Y	Y
Open-source and community-driven	N	Y	Y	Y

Key

- **Y** = Yes (Fully Supported)
- **L** = Limited Support
- **N** = No Support

State of the Field

The introduction of powerful LLMs like GPT-4 [5] has sparked a wave of innovation in computational biology, with researchers exploring how these models can assist in coding, data analysis, and knowledge discovery. Early successes in using LLMs for scientific purposes have mostly revolved around natural language tasks. For example, BioGPT [6] and similar models have been used for literature mining and biomedical question-answering. Code generation for scientific computing is a newer frontier that has gained traction in the last two years. Researchers have begun to assess how well general LLMs can write bioinformatics code: for instance, the BioCoder benchmark [7] evaluates models on tasks like generating functions for sequence analysis and finds that only the most advanced models (e.g., GPT-4) possess enough domain knowledge to

perform well. These studies highlight that while off-the-shelf LLMs can produce code, specialized domains require deeper integration with domain-specific data types and workflows. Even when LLMs know the correct APIs, their code often requires iterative debugging to run on real datasets. Thus, a key focus in this field has been how to integrate LLMs with execution environments and domain-specific knowledge bases to make them truly useful for scientists.

A few recent systems and frameworks have pointed the way forward. For example, ChatGPT’s Code Interpreter [2] demonstrated the benefit of coupling an LLM with a sandboxed Python environment, allowing users to upload data files and get real-time results. In the life sciences, researchers at EMBL introduced BioChatter [3], an open-source framework that allows LLMs to call external tools and databases, showing how to overcome an LLM’s knowledge cutoff and lack of interactivity. Similarly, projects in lab automation have combined LLM agents with instrument control: for instance, the LABIUM system [8] uses an LLM assistant to generate code for operating lab equipment, lowering the barrier for experimental automation. Across these developments, a common theme is emerging: LLM-centric “agents” need a supportive infrastructure that provides data access, domain-specific tools, and a structured way to orchestrate multi-step workflows [9,10]. Simply having a powerful language model is not enough; it must be embedded in a broader context that handles the realities of data processing, tool interoperability, and user interaction.

Despite this progress, the computational biology community currently lacks a turnkey platform that non-programmers can use for on-demand data analysis powered by LLMs. Existing solutions tend to be either proof-of-concept prototypes or lower-level libraries requiring developer expertise, such as LangChain [11], which is more of a toolkit than a finished product. Until now, a bench scientist interested in using an LLM for data analysis would have to juggle multiple pieces: one tool to chat with the LLM, another environment to run any suggested code, and no simple way to connect them. OLAF distinguishes itself by addressing this gap: it combines the latest LLM agent techniques with a ready-to-use interface and execution backend specifically tailored for bioinformatics. Its agent–pipe–router architecture is informed by best practices for building code-executing LLMs [9]. In OLAF, an LLM-based router first interprets the user’s request and decides which specialized module (agent) or sequence of actions (pipeline) is needed. The code that is generated is then passed along a “pipe” for execution in a sandboxed environment, and the results can be inspected or even fed back into subsequent LLM prompts if iterative reasoning is required. By constraining and structuring the agent’s possible actions, OLAF also improves reliability compared to a completely open-ended AI approach, an important design principle noted in broader evaluations of language models [10].

Looking forward, we anticipate several exciting directions for OLAF and similar systems. One immediate trajectory is expanding the repertoire of analyses and file types OLAF can handle, for example, integrating modules for imaging data or proteomics. Another important direction is incorporating domain-specific

LLMs or fine-tuned models, which could significantly boost accuracy on niche bioinformatics tasks. Scaling and collaboration features are also on the horizon: OLAF could be extended to run computationally intensive analyses on remote servers or cloud clusters, letting users handle big datasets through the same simple interface. Additionally, as lab automation evolves, OLAF might integrate with laboratory information management systems (LIMS) or even robotic instruments, bridging wet-lab and dry-lab automation [12]. For instance, a future version of OLAF might allow a user to say, “Analyze this new sequencing run and prepare a report, then queue the next sample,” automatically triggering real-world actions.

Crucially, OLAF is open-source and modular, meaning the community can actively contribute to these expansions. By being open, it invites collaboration to add new analytical methods and to share best practices for AI-assisted research, which is essential in a field moving as rapidly as AI in biology.

Implementation

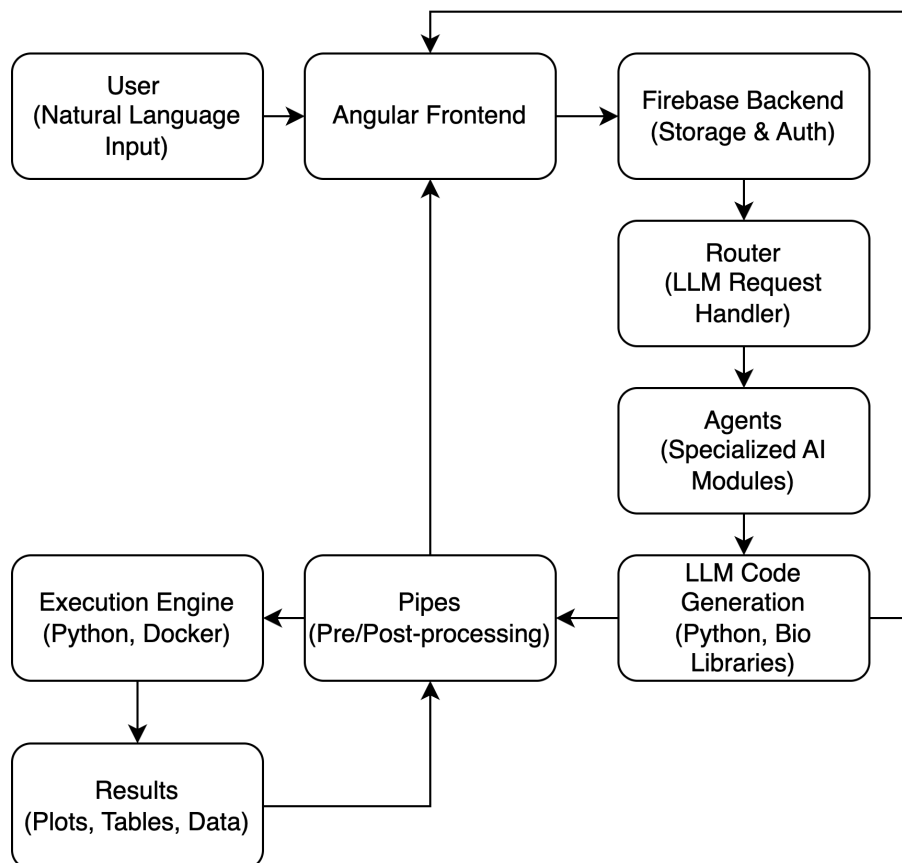


Figure 1: OLAF Architecture

Figure 1: The architecture of OLAF, showcasing the interaction between the front-end (Angular), backend (Python/Firebase), and the modular agent-pipe-router system. This design ensures scalability, maintainability, and ease of integration for bioinformatics workflows.

OLAF is split into two major layers. The front-end is built in Angular, where features such as session management, interactive data uploads, and real-time result displays reside. Angular’s component-based design is used extensively to ensure a logical separation of views and data-handling services. The second layer is a Python-driven backend deployed as Firebase Cloud Functions, orchestrated through Docker for local testing and reproducibility [13].

Front-End (Angular)

The front-end is built using Angular, a robust TypeScript-based web application framework. OLAF adopts standard Angular best practices, including:

- Service-based architecture for business logic and API communication
- Strongly typed models to ensure consistency in data exchange
- Component-based views to enable modular design and reuse
- Page-based routing to allow intuitive session navigation and multi-step workflows

Features such as session management, interactive file uploads, real-time data visualization, and code/result inspection panels are all encapsulated as Angular components. Services abstract the communication between the UI and backend API routes, while models represent key data types like session metadata, pipeline outputs, and user inputs. This structure provides not only a maintainable and scalable UI but also a solid base for future extensions such as collaborative sessions, user authentication, or domain-specific toolkits.

Backend (Python + Firebase + Docker)

Agents. Each agent encapsulates a distinct AI or transformation capability. An agent might interact with external APIs (such as OpenAI or a specialized bioinformatics service) or perform local computations. By confining decision-making and data transformation logic to dedicated agent classes, OLAF ensures that specialized tasks are simple to add and maintain.

Routers. The router layer receives session data from front-end requests, determines which agent should handle the request, and then organizes the flow of data among various pipes. If an agent’s response calls for chaining multiple operations, the router re-invokes itself with the new route. This design makes it clear and explicit how incoming data is processed, reduces duplication, and simplifies testing by isolating routing logic from agent logic.

Pipes. Pipes are asynchronous transformations that can be chained and reused to preprocess or postprocess data. For example, a pipe might scrub sensitive user input, attach domain-specific metadata, or handle rate-limiting for external APIs. By separating these responsibilities into well-defined components, OLAF maintains clarity and minimizes side effects throughout the processing pipeline.

The overall architecture is illustrated in Figure 2. Because OLAF is designed to run under Docker locally, users and reviewers can easily spin up both the front-end (Angular’s development server) and the backend (Firebase Emulator or Docker container) to conduct end-to-end testing.

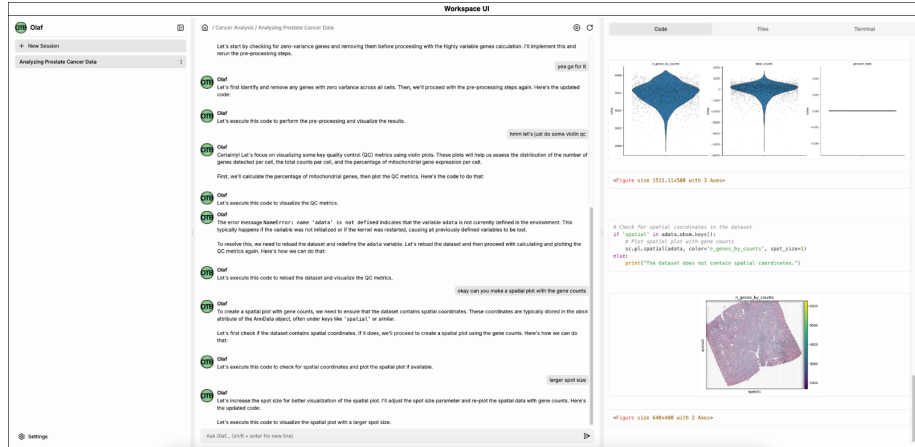


Figure 2: OLAF Webpage Design

Figure 2: The OLAF webpage design, illustrating the user interface layout and interaction flow. This includes features such as session management, file upload, and real-time visualization, providing an intuitive and user-friendly experience for bioinformatics workflows.

Code Availability

OLAF is open-source and available at: <https://github.com/OpenTechBio/Olaf>.

The repository includes installation instructions, usage examples, and documentation to help users get started quickly. Contributions and issues are welcome via GitHub.

Example Use Case

In a typical use case, a researcher might engage in a conversation asking OLAF to perform a series of steps for gene sequence analysis. The user first provides a short sequence to the system, requesting an annotation. OLAF's Angular front-end presents this conversation as a series of chat-like messages. Behind the scenes, the Router receives session data and dispatches it to a specialized agent capable of sequence analysis, possibly calling external LLM-based libraries for advanced annotations (e.g., functional domain predictions or similarity searches). After the agent computes its responses, data pipes may trim extraneous symbols or filter untrusted content. If additional steps are necessary, the MasterAgent can prompt the Router to invoke another route (for example, a validation step or database write) before returning the final annotated result to the user's browser. All of this is accomplished through a simple chat-like interface, lowering the barrier for domain scientists to run complex computations interactively.

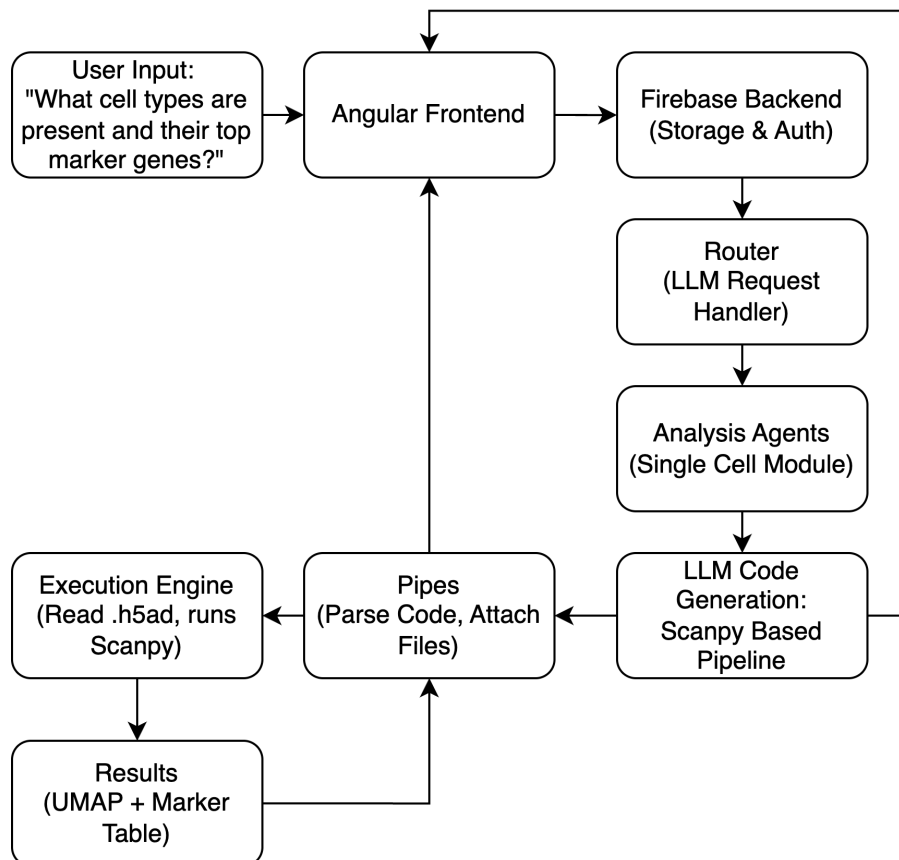


Figure 3: OLAF Use Case

Figure 3: Example use case of OLAF in action. The figure illustrates a typical workflow where a researcher interacts with OLAF to perform gene sequence analysis. The chat-like interface simplifies the process by allowing natural language queries, while the backend handles complex computations and returns annotated results seamlessly.

Future Directions

Future work will present rigorous evaluations of OLAF's performance across common bioinformatics tasks, including benchmarking code correctness, user experience, and comparison to existing workflows. These results, along with biological case studies, are the subject of a forthcoming manuscript.

References

- [1]: Wolf, F. A., et al. (2018). Scanpy: Large-scale single-cell gene expression analysis. *Genome Biology*. <https://doi.org/10.1186/s13059-017-1382-0>
- [2]: OpenAI. (2023). ChatGPT Code Interpreter. <https://openai.com/blog/chatgpt-plugins>
- [3]: Lobentanzer, S., et al. (2022). A platform for the biomedical application of large language models. *Nature Biotechnology*. <https://doi.org/10.1038/s41587-024-02534-3>
- [4]: Wilkinson, M. D., et al. (2016). The FAIR Guiding Principles. *Scientific Data*. <https://doi.org/10.1038/sdata.2016.18>
- [5]: OpenAI. (2023). GPT-4 Technical Report. <https://openai.com/research/gpt-4>
- [6]: Luo, R., et al. (2021). BioGPT: Generative Pre-trained Transformer for Biomedical Text Generation and Mining. *Briefings in Bioinformatics*. <https://doi.org/10.1093/bib/bbac409>
- [7]: Belrose, J., et al. (2023). BioCoder: A Benchmark for Bioinformatics Code Generation with Large Language Models. *Bioinformatics*. <https://doi.org/10.1093/bioinformatics/btae230>
- [8]: Olowe, E., et al. (2024). LABIIUM: AI-Enhanced Zero-configuration Measurement Automation System. *arXiv*. <https://doi.org/10.48550/arXiv.2412.16172>
- [9]: Lyu, C., et al. (2024). Large Language Models as Code Executors: An Exploratory Study. *arXiv*. <https://doi.org/10.48550/arXiv.2410.06667>
- [10]: Liang, P., et al. (2022). Holistic Evaluation of Language Models. *arXiv*. <https://doi.org/10.48550/arXiv.2211.09110>
- [11]: LangChain Documentation. (2025). LangChain Framework. <https://www.langchain.com>
- [12]: Al Kuwaiti, A., et al. (2023). A Review of the Role of Artificial Intelligence in Healthcare. *Journal of Personalized Medicine*. <https://doi.org/10.3390/jpm13060951>
- [13]: Merkel, D. (2014). Docker: Lightweight Linux Containers for Consistent Development and Deployment. *Linux J*.