

An Overview of Josephson Junctions Based QPUs

Omid Mohebi and Alireza Hesam Mohseni

*Department of Computer Science and Engineering
University of Science and Culture, Tehran, Iran*

April 4, 2025

Abstract

Quantum processing units (QPUs) based on superconducting Josephson junctions promise significant advances in quantum computing. However, they face critical challenges. Decoherence, scalability limitations, and error correction overhead hinder practical, fault-tolerant implementations. This paper investigates these issues by exploring both fundamental quantum phenomena and practical engineering challenges. We analyze key quantum mechanical principles such as superposition, entanglement, and decoherence that govern the behavior of superconducting qubits. We also discuss quantum tunneling, Cooper pair formation, and the operational mechanics of Josephson junctions in detail. Additionally, we present a comparative analysis with alternative architectures, including ion trap and photonic systems. This comparison highlights the unique advantages and trade-offs of Josephson junction-based QPUs. Our findings emphasize the critical role of material innovations and optimized control techniques. These advances are essential for mitigating noise and decoherence and for realizing robust, scalable quantum computing.

Keywords— QPU, Quantum Computing, Josephson Junction, Superconducting, Qubit

1 Introduction

The quest for computational power has driven technological advancements for decades. While classical computers have served us remarkably well, they face limitations when tackling certain complex problems. Quantum computers, utilizing the principles of quantum mechanics, offer a fundamentally different approach to computation, promising to revolutionize fields ranging from medicine to materials science. At the heart of a quantum computer lies the QPU, or quantum processing unit, which leverages quantum mechanics to perform calculations in ways impossible for classical processors. While classical computers use bits that can be either 0 or 1, QPUs utilize Qubits, which can exist in multiple states simultaneously due to superposition. This property, combined with other quantum phenomena like entanglement, enables QPUs to excel in specific computational tasks where classical computers struggle:

- **Cryptography:** QPUs can efficiently factor large numbers, challenging existing security protocols but also enabling stronger encryption

tion methods based on quantum key distribution [28]. Shor’s algorithm demonstrates this potential speedup [34].

- **Quantum Simulations** QPUs can simulate atomic-level quantum phenomena with greater accuracy than classical computers, driving advancements in chemistry and materials science, with applications ranging from aerospace to pharmaceuticals [7].
- **Machine Learning** Although in its infancy, quantum computing has the potential to revolutionize machine learning algorithms [32].
- **Optimization Problems** QPUs can tackle complex optimization challenges in fields like finance and logistics [13].

1.1 Superposition and Quantum Parallelism

Superposition is a fundamental principle of quantum mechanics that allows a quantum system, such as a

Qubit, to exist in multiple states simultaneously. This means that a Qubit can be in a combination of both $|0\rangle$ and $|1\rangle$ states at the same time, unlike a classical bit that can only be in one state at a time [17]. The state of a Qubit in superposition is represented as a linear combination of the basis states, where the coefficients represent the amplitudes of each state [27]. The square of the amplitude of each state gives the probability of measuring the Qubit in that state.

Superposition is the foundation of quantum parallelism, a key feature of quantum computing that allows quantum computers to perform computations on multiple possible inputs simultaneously. This ability to explore many possibilities at once gives quantum computers a significant advantage over classical computers for certain types of problems [27].

Here's how superposition enables quantum parallelism:

- A quantum computer can prepare a system of Qubits in a superposition of all possible input states [17]. For example, a system of two Qubits can be in a superposition of the four states: $|00\rangle$, $|01\rangle$, $|10\rangle$, and $|11\rangle$.
- A quantum algorithm can then be applied to this superposition of states, effectively performing a computation on all possible inputs simultaneously [27]. This is analogous to a classical computer evaluating a function for each possible input value, but a quantum computer achieves this in a single step due to superposition.
- Although the quantum computer has performed the computation on all inputs, measuring the system will collapse the superposition into a single output state. This means that we can only obtain the result for one of the input values, not all of them [27].

Despite this limitation, quantum parallelism remains a powerful tool. Clever quantum algorithms can be designed to extract information about global properties of the function, such as its period, or to find specific solutions, such as the maximum or minimum value. These are tasks that would be computationally expensive or even impossible for a classical computer to perform efficiently.

For example:

- Grover's algorithm, a quantum search algorithm, takes advantage of quantum parallelism to search an unsorted database much faster than a classical algorithm [15].
- Similarly, Shor's algorithm for factoring large numbers utilizes quantum parallelism to achieve

an exponential speedup over classical algorithms [27, 33].

In summary, superposition is the fundamental principle that allows Qubits to exist in multiple states at once. This, in turn, enables quantum parallelism, allowing quantum computers to perform computations on many possible inputs simultaneously, providing a significant computational advantage for certain types of problems.

1.2 Entanglement

Entanglement is a unique quantum phenomenon that establishes a profound correlation between two or more Qubits, exceeding the bounds of classical correlations. In entangled states, the individual Qubits lose their independent identities, and their fates become intertwined in a way that defies classical intuition.

Bell states serve as quintessential examples of entangled states. They represent maximally entangled states of two Qubits. There are four Bell states, each denoted as follows:

- $|\Phi^+\rangle = \frac{1}{\sqrt{2}}(|00\rangle + |11\rangle)$
- $|\Phi^-\rangle = \frac{1}{\sqrt{2}}(|00\rangle - |11\rangle)$
- $|\Psi^+\rangle = \frac{1}{\sqrt{2}}(|01\rangle + |10\rangle)$
- $|\Psi^-\rangle = \frac{1}{\sqrt{2}}(|01\rangle - |10\rangle)$

These states exhibit peculiar properties that highlight the non-classical nature of entanglement. For instance, consider the Bell state $|\Phi^+\rangle$. If one Qubit is measured in the state $|0\rangle$, the other Qubit is instantly projected into the state $|0\rangle$ as well. Similarly, if the first Qubit is measured in $|1\rangle$, the second Qubit collapses to $|1\rangle$. This correlation persists regardless of the distance separating the Qubits, seemingly defying the limitations imposed by the speed of light [27].

Quantum entanglement is a key resource in various quantum computing applications:

- Quantum teleportation harnesses entanglement to transfer the quantum state of one Qubit to another distant Qubit without physically moving the Qubit [27].
- Quantum key distribution exploits entanglement to establish secure communication channels, making it impossible for eavesdroppers to intercept information without disrupting the entangled state [27].
- Superdense coding leverages entanglement to transmit two bits of classical information using only a single Qubit [27].

- Quantum error correction employs entanglement to protect quantum information from noise and decoherence [27].

Entanglement also lies at the heart of many quantum algorithms that offer significant speedups over their classical counterparts [27].

For example, the ability to utilize quantum parallelism in Deutsch’s algorithm stems from the entanglement between the states of multiple Qubits [27]. This dependence of probability amplitudes between entangled Qubits ensures that actions on one Qubit, such as a gate operation or a measurement, impact the states of all the Qubits entangled with it [27].

In 1935, Einstein, Podolsky and Rosen published the EPR paradox which suggests that the results from measuring a quantum state are pre-determined by local hidden variables [12], but experimental violation of Bell’s inequality, using entangled particles, has provided compelling evidence that the predictions of quantum mechanics are incompatible with local hidden variable theories, solidifying the non-classical nature of entanglement [27, 12, 4, 11]. These experiments demonstrate that the correlations observed in entangled systems cannot be explained by any classical theory that assumes local realism, where physical properties have definite values independent of measurement and where influences are limited by the speed of light.

Entanglement presents significant challenges in realizing and scaling up quantum computers [27]. It is highly susceptible to decoherence, where interactions with the environment disrupt the delicate correlations between entangled Qubits. Maintaining entanglement and mitigating decoherence are crucial hurdles in building practical and fault-tolerant quantum computers.

1.3 Decoherence and Noise

Decoherence is the process by which a quantum system, such as a Qubit, loses its quantum properties due to interactions with its environment. This interaction causes the system to transition from a pure quantum state, characterized by a well-defined superposition or entanglement, to a mixed state, where the quantum information becomes scrambled and lost [17, 27].

The environment encompasses anything outside the system that can interact with it, including:

- stray electromagnetic fields
- temperature fluctuations
- vibrations
- interactions with other quantum systems

These environmental interactions can introduce noise and disrupt the delicate superposition and entanglement of quantum states, leading to errors in quantum computations [27].

Several factors contribute to decoherence in quantum systems:

- **Quasiparticle Tunneling:** In superconducting Qubits, decoherence can arise from the tunneling of quasiparticles, which are excitations in the superconducting material [26]. These tunneling [8] events can change the Qubit’s energy levels, leading to dephasing and relaxation .
- **Charge Noise:** Fluctuations in the electric charge environment surrounding a Qubit can induce energy level shifts, causing dephasing [26].
- **Flux Noise:** Variations in magnetic flux can affect superconducting Qubits that are sensitive to magnetic fields, contributing to decoherence [38].
- **Photon Loss:** In systems that rely on photons for quantum information processing, photons can be lost due to absorption or scattering, leading to information loss [27].
- **Spontaneous Emission:** Excited states in quantum systems can spontaneously decay to lower energy levels, emitting photons in the process. This process contributes to decoherence, particularly in systems that use atomic or ionic Qubits [27].

Decoherence poses a significant challenge in building practical and scalable quantum computers [27]. The fragile nature of quantum information requires careful engineering and control to minimize interactions with the environment.

Strategies to mitigate decoherence include:

- Designing Qubits that are less sensitive to environmental noise [27, 26]. For instance, choosing materials and Qubit designs that minimize quasiparticle tunneling can improve coherence times.
- Operating quantum computers at ultra-low temperatures to suppress thermal fluctuations and reduce the number of quasiparticles [31].
- Employing error correction techniques to protect quantum information from decoherence. Quantum error correction codes use redundant encoding of quantum information to detect and correct errors caused by noise and decoherence [27].

- Developing new materials and fabrication processes to improve the quality of superconducting circuits and reduce defects that contribute to decoherence [31].
- Shielding Qubits from external noise sources using techniques such as electromagnetic shielding and vibration isolation [31].

Overcoming decoherence is crucial for advancing the development of fault-tolerant and scalable quantum computers. Understanding and controlling the interactions between quantum systems and their environment is essential for realizing the full potential of quantum computing.

1.4 Qubits

A Qubit, or quantum bit, is the fundamental unit of information in quantum computing, analogous to a bit in classical computing. While a classical bit can exist in only one of two distinct states (0 or 1), a Qubit can exist in a superposition of both states simultaneously [27, 38, 3].

Mathematically, a Qubit is represented as a linear combination of the two basis states $|0\rangle$ and $|1\rangle$:

$$|\psi\rangle = \alpha|0\rangle + \beta|1\rangle$$

where α and β are complex numbers known as probability amplitudes, with $|\alpha|^2 + |\beta|^2 = 1$ [38, 39]. $|\alpha|^2$ represents the probability of measuring the Qubit in the state $|0\rangle$ and $|\beta|^2$ represents the probability of measuring it in the state $|1\rangle$.

The Bloch sphere provides a geometrical representation of a Qubit state [38, 3, 39]. This sphere has a radius of 1, and any point on its surface represents a possible Qubit state.

- The north pole of the sphere represents the state $|0\rangle$, and the south pole represents the state $|1\rangle$.
- Points on the equator represent superpositions of $|0\rangle$ and $|1\rangle$ with equal probabilities ($|\alpha|^2 = |\beta|^2 = \frac{1}{2}$).

The state of a Qubit on the Bloch sphere can be described using two angles, θ and ϕ [38, 3]:

- θ represents the angle from the positive z -axis ($|0\rangle$) to the point representing the Qubit state.
- ϕ represents the azimuthal angle in the x - y plane.

Thus, any single-Qubit state can be represented as a point on the Bloch sphere defined by these angles.

1.5 Pure and Mixed Quantum States

A pure state is a state that can be represented by a single state vector in Hilbert space. This means that the system is in a well-defined quantum state and can be described by a single wavefunction. For example, a Qubit in the state $|0\rangle$ or $|1\rangle$ is in a pure state [38].

A mixed state, on the other hand, is a statistical ensemble of pure states. A mixed state arises when there is classical uncertainty about the exact quantum state of the system. It cannot be represented by a single state vector but requires a density matrix to fully describe it [38].

For example, consider a system where there is a 50% chance of a Qubit being in the state $|0\rangle$ and a 50% chance of it being in the state $|1\rangle$. This system is in a mixed state, as there is classical uncertainty about the Qubit's true quantum state. This uncertainty could arise from various factors, such as interactions with the environment or limitations in our knowledge of the system's preparation.

1.5.1 Key Differences between Pure and Mixed States:

- **Representation:**

- Pure states can be represented by a single state vector.
- Mixed states require a density matrix for their representation.

- **Nature of Uncertainty:**

- Pure states involve only quantum uncertainty, meaning there is inherent uncertainty in the outcome of measurements due to the nature of quantum mechanics.
- Mixed states involve both quantum and classical uncertainty. The classical uncertainty arises from our lack of knowledge about the system's specific pure state.

- **Properties:**

- A pure state is always in a definite quantum state, even though the outcome of a measurement is uncertain.
- A mixed state is a statistical mixture of pure states, reflecting a lack of complete information about the system's quantum state.

- **Bloch Sphere Representation:** As visualized in Figure 1, quantum states can be represented on the Bloch sphere:

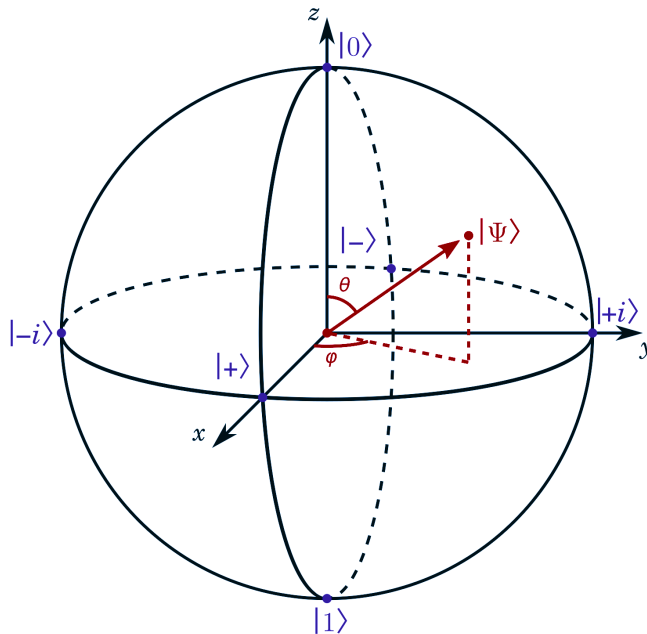


Figure 1: A Bloch sphere representation of a single qubit. The north and south poles typically correspond to the computational basis states $|0\rangle$ and $|1\rangle$, respectively. Any pure qubit state can be visualized as a point on the sphere, with the polar angle θ and azimuthal angle ϕ specifying its amplitude and phase. This geometric picture highlights how superposition and relative phase are captured by positions on the sphere’s surface.

- On the Bloch sphere (Figure 1), a pure state is represented by a point on the surface of the sphere.
- A mixed state, however, corresponds to a point inside the Bloch sphere, as shown in Figure 1. The closer the point is to the surface, the purer the state, and the closer it is to the center, the more mixed the state.

• **Entanglement and Purity:**

- Pure states can be entangled or unentangled. For example, the Bell state $(|00\rangle + |11\rangle)/\sqrt{2}$ is a pure entangled state.
- Mixed states can also be entangled or separable. A separable mixed state can be expressed as a mixture of product states, where each product state involves separate pure states for the individual subsystems.

• **Density Matrix:** The density matrix provides a mathematical framework for describing both pure and mixed states:

- For a pure state, the density matrix is simply the outer product of the state vector with itself: $\rho = |\psi\rangle\langle\psi|$ [38].

- For a mixed state, the density matrix is a weighted sum of the density matrices of the constituent pure states [38]:

$$\rho = \sum_i p_i |\psi_i\rangle\langle\psi_i|,$$

where p_i is the probability of the system being in the pure state $|\psi_i\rangle$.

The purity of a state can be quantified using the trace of the square of the density matrix: $\text{Tr}(\rho^2)$. For a pure state, $\text{Tr}(\rho^2) = 1$, while for a mixed state, $\text{Tr}(\rho^2) < 1$ [38].

Having established the core concepts of quantum computing—including superposition, entanglement, and the challenges posed by decoherence [27, 38]—we now shift our focus toward the practical realization of these phenomena. In the following section, we delve into the fundamental building blocks of Quantum Processing Units (QPUs), with an emphasis on the physical mechanisms such as quantum tunneling, Cooper pair formation, and, notably, the role of Josephson junctions in superconducting Qubits [10, 37]. This transition from theoretical principles to engineering details sets the stage for understanding how quantum mechanics is harnessed to achieve scalable quantum computation.

2 Fundamentals of Constructing a QPU

Creating QPUs involves exploiting quantum properties of particles like electrons or photons. The leading approach employs superconducting Qubits, which rely on Josephson junctions—structures made by placing a thin insulating layer between two superconductors (Figure 3). At near absolute zero temperatures, electrons exhibit quantum tunneling through this barrier, enabling quantum behavior [10].

2.1 Quantum Tunneling

Quantum tunneling is a phenomenon in quantum mechanics where particles pass through energy barriers that they classically shouldn't be able to surmount. In classical physics, an object needs sufficient energy to overcome a barrier. However, in quantum mechanics, particles like electrons behave both as particles and waves. This wave-like nature allows them to have a finite probability of existing on the other side of the barrier, even if they don't have enough energy to climb over it.

- **Wavefunction Behavior** The probability of a particle tunneling through a barrier is determined by its wavefunction, which describes the likelihood of finding the particle in a specific location. The wavefunction decreases (decays) inside the barrier, but it doesn't drop to zero, enabling the particle to appear on the other side.
- **Barrier Thickness and Height** The likelihood of tunneling decreases as the barrier becomes thicker or higher. However, it never becomes exactly zero.

2.2 Cooper pair

A Cooper pair (Figure 2) is a bound state of two electrons that occurs in a superconductor due to attractive interactions mediated by lattice vibrations known as phonons. These pairs of electrons behave as a single quantum entity and are a cornerstone of the BCS theory (Bardeen-Cooper-Schrieffer theory), which explains superconductivity in conventional superconductors [37].

2.2.1 How Cooper Pairs Form

- **Electron-Phonon Interaction:** In a regular conductor, electrons repel each other due to their negative charge. However, in a superconductor, an electron moving through the crystal lattice of

the material creates a slight distortion in the lattice. This distortion attracts another electron, effectively coupling the two electrons together via the lattice vibrations (phonons) [37].

- **Overcoming Repulsion:** The interaction via phonons is strong enough to overcome the natural electrostatic repulsion between the two electrons, binding them together at low temperatures [37].
- **Opposite Momentum and Spin:** Cooper pairs consist of two electrons with opposite momenta and opposite spins (one spin-up and one spin-down). This symmetry ensures that the pair has a total spin of zero, making it a boson-like entity [37].

2.2.2 Example Analogy

Think of Cooper pairs as two dancers (electrons) moving in perfect synchronization, guided by the rhythm of the music (lattice vibrations). As long as the conditions are right (the material remains cold enough), the dancers remain in sync and move effortlessly across the dance floor (the superconductor), encountering no resistance.

2.3 Josephson Junctions in Detail

Named after Brian Josephson, these junctions underpin superconducting Qubits. At extremely low temperatures, superconductors exhibit zero electrical resistance, enabling a supercurrent to flow without energy loss. Josephson junctions leverage this property, functioning as precise voltage-to-frequency converters due to the following effects [10]:

2.3.1 DC Josephson Effect

Allows supercurrent to flow without an applied voltage. This effect is purely quantum mechanical and is described by the following equation:

$$I_s = I_c \sin \phi \tag{1}$$

- I_s : Supercurrent flowing through the junction.
- I_c : Critical current, the maximum supercurrent that the junction can carry without resistance.
- ϕ : Phase difference of the superconducting wavefunctions across the junction (more details in section 2.3.6).

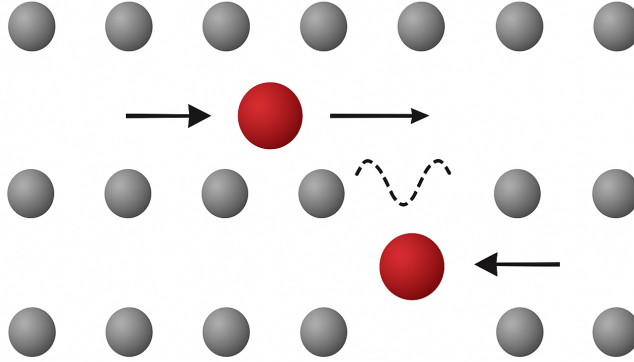


Figure 2: A simplified schematic of Cooper pair formation in a superconductor. In this illustration, the gray spheres represent lattice ions, forming the stationary background of the material. The red colored spheres depict the electrons. These electrons carry opposite spins and momenta. The wavy line between them symbolizes phonon vibrations—dynamic lattice interactions that mediate the attractive force binding the electrons together into a Cooper pair. This pairing enables the electrons to travel through the lattice without resistance.

To clarify the origin of formula (1), we start by describing the wavefunctions of the superconductors on either side of the junction. These wavefunctions represent the probability amplitudes of electron pairs and are given as [36]:

$$\psi_1 = n_1 e^{i\theta_1}, \quad \psi_2 = n_2 e^{i\theta_2}, \quad (2)$$

where n_1 and n_2 are real constants and θ_1, θ_2 are the phases of the wave functions.

The phase difference across the junction is:

$$\delta = \theta_1 - \theta_2,$$

From the continuity equation and coupling of the superconductors, the time rate of change of n_1 and n_2 are given by:

$$\frac{\partial n_1}{\partial t} = -2Tn_2 \sin(\delta), \quad \frac{\partial n_2}{\partial t} = 2Tn_1 \sin(\delta),$$

where T is the transfer interaction coefficient.

Assuming $n_1 \approx n_2 = n$, the current across the junction is proportional to $\frac{\partial n}{\partial t}$:

$$I_s = I_c \sin(\delta),$$

where I_c is the maximum supercurrent, determined by the material properties and T . Substituting $\delta = \phi$ as the phase difference across the junction, we arrive at:

$$I_s = I_c \sin(\phi),$$

2.3.2 Key Features

- Even in the absence of a voltage, a steady supercurrent flows across the junction due to quantum tunneling of Cooper pairs [10].

- The magnitude of the current depends on the phase difference ϕ between the wavefunctions of the two superconductors [10].

2.3.3 AC Josephson Effect

Occurs when a voltage is applied across the junction, causing the supercurrent to oscillate at a frequency proportional to the voltage. This property is central to applications in superconducting Qubits and metrology [10].

2.3.4 Calculating the Frequency of Oscillations

One notable calculation involving the AC Josephson effect is determining the frequency of current oscillations. The relationship is given by:

$$f = \frac{2eV}{h} \quad (3)$$

Where:

- f : Frequency of oscillations (in Hz)
- e : Elementary charge (1.602×10^{-19} C)
- V : Voltage applied across the junction (in volts)
- h : Planck's constant (6.626×10^{-34} J s)

When a constant voltage V is applied across the junction, the electron pairs (Cooper pairs) experience a potential energy difference of qV , where $q = 2e$ is the charge of a Cooper pair.

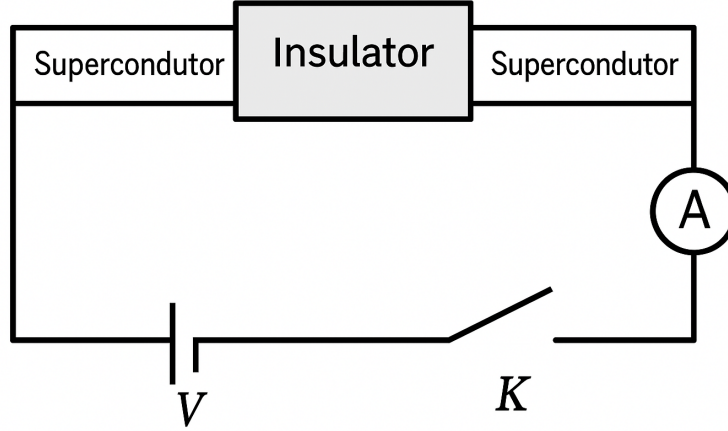


Figure 3: This diagram illustrates a Josephson junction, which consists of two superconductors S_1 and S_2 separated by a thin insulating barrier *Insulator*. The circuit includes a voltage source V to apply a potential difference, a switch K to control the current flow, and an ammeter A to measure the resulting current.

The phase difference ϕ across the junction evolves in time according to the relation:

$$\frac{\partial\phi}{\partial t} = \frac{2eV}{\hbar}, \quad (4)$$

$$\hbar = \frac{h}{2\pi} \quad (5)$$

Where formula (5) is the reduced Planck constant. This relation arises from the time-dependent Schrödinger equation applied to the phase of the wavefunction. The oscillation frequency f of the Josephson current is related to the time rate of change of the phase by:

$$f = \frac{1}{2\pi} \frac{\partial\phi}{\partial t},$$

Substituting formula (4) (5), we find:

$$f = \frac{1}{2\pi} \cdot \frac{2eV}{\frac{h}{2\pi}} = \frac{2eV}{h},$$

Thus, the frequency of oscillations is directly proportional to the applied voltage:

$$f = \frac{2eV}{h},$$

2.3.5 Example Calculation

Suppose a voltage of 1 microvolt (1×10^{-6} V) is applied across a Josephson junction. The frequency of oscillations is calculated as follows:

Plug the known values into the formula (3):

$$\begin{aligned} f &= \frac{2 \times 1.602 \times 10^{-19} \text{ C} \times 1 \times 10^{-6} \text{ V}}{6.626 \times 10^{-34} \text{ J s}} \\ &= \frac{3.204 \times 10^{-25}}{6.626 \times 10^{-34}} \text{ Hz} \\ &= 4.83 \times 10^8 \text{ Hz} \\ &= 4.83 \text{ GHz} \end{aligned}$$

Thus, the frequency of oscillations is approximately 4.83 GHz, a typical value for superconducting Qubits in quantum processors.

2.3.6 Phase Explanation

The phase ϕ represents the difference in phase between the superconducting wavefunctions on either side of a Josephson junction. This phase difference is significant because it directly determines the amount of current flowing through the junction [36].

Here are some key points about the phase difference δ :

- **Origin:** The phase difference arises because the wave function of the Cooper pairs in the superconductor must be single-valued. This implies that the phase can only differ by a multiple of 2π at each point in the superconductor [36].
- **Phase Difference across Junctions:** In systems with multiple junctions, the total phase difference can be expressed as the sum of the phase differences across individual junctions (as we did in the proof section of 2.3.1) [36].

- **AC vs. DC Phase Difference:** The behavior of the phase difference varies between DC and AC Josephson effects [36]:

- In the DC Josephson effect, the phase difference is constant over time, leading to a steady supercurrent. This occurs when no external voltage is applied across the junction.
- In the AC Josephson effect, the phase difference varies linearly with time as:

$$\phi(t) = \phi_0 + \frac{2eV}{\hbar}t \quad (6)$$

where V is the applied voltage. The time-dependent phase difference results in an oscillatory supercurrent.

The difference arises because, in the presence of an applied voltage, the Cooper pairs experience a time-varying potential energy difference, which modifies the phase evolution according to the Schrödinger equation.

2.3.7 Significance of Frequency

The frequency derived from the AC Josephson effect is crucial in defining the operational frequencies of superconducting Qubits. This frequency corresponds to the energy difference between Qubit states and dictates the microwave pulses used to manipulate these states. Precise control of this frequency ensures reliable Qubit operations and minimizes errors. Additionally, the predictable relationship between voltage and frequency allows fine-tuning of individual Qubit frequencies in multi-Qubit systems, essential for scalability and reducing crosstalk. Furthermore, this frequency aligns with the resonant frequencies required for coherent Qubit manipulation, making it a cornerstone of quantum processor design [10, 37]. The following are the roles of microwave pulses in quantum gate operations:

- Quantum gates, the fundamental operations in quantum computing, are implemented by applying microwave pulses to manipulate the state of the Qubit. These pulses, carefully calibrated in terms of frequency, amplitude, and duration, drive transitions between the Qubit’s energy levels.
- Single-Qubit gates, such as the Pauli-X, Pauli-Y, and Hadamard gates, can be realized by applying resonant microwave pulses that match the energy difference between the Qubit’s ground and excited states. The duration of the pulse determines the rotation angle of the Qubit state on the Bloch sphere.
- Two-Qubit gates, essential for creating entanglement, require interactions between Qubits. In superconducting circuits, these interactions can be mediated by coupling Qubits to a shared resonator or by directly coupling them through tunable couplers.
- Microwave pulses, applied to the coupled system, can generate entanglement between Qubits by exploiting the energy level structure and interactions. The SWIPTH gate, for example, is a two-Qubit gate implemented using microwave pulses in a system of two transmon Qubits coupled to a microwave cavity.
- The precise control of microwave pulses is critical for implementing high-fidelity quantum gates. The shape and duration of these pulses must be optimized to minimize unwanted transitions and to account for the anharmonicity of the Qubit, as described by the driving Hamiltonian under the rotating wave approximation.

With a detailed overview of the physical processes and components that enable QPU construction, we now turn to the challenges that impede scalability and reliability, including enhanced error correction overhead and complexities of integrating novel material innovations, and finally approaches to mitigate decoherence and noises [10, 31].

3 Challenges

In this section, while discussing the challenges and efforts to mitigate decoherence and noise, as previously mentioned in section 1.3. We will also examine scalability issues and error correction overhead. Challenges in building reliable and robust QPUs, mainly can be explained as following:

3.1 Scalability Issues

As QPUs grow in size, several scalability issues arise, including crosstalk, increasing control complexity, and errors.

3.1.1 Crosstalk

As the number of qubits on a chip increases, the physical distance between them often decreases, leading to

challenges in minimizing microwave crosstalk. For instance, when qubits are packaged closer together, it becomes a fabrication and engineering challenge to avoid unwanted interactions via microwave signals. The ability to run single-qubit operations in parallel is effective when qubits are well isolated and crosstalk is minimal. However, the presence of crosstalk can necessitate additional steps or correction pulses to address gate errors arising from these unwanted interactions. Multiplexing techniques, where one feed line is used to measure multiple microwave cavities (each coupled to a qubit), can reduce cabling but may also introduce complexities related to crosstalk management [31].

3.1.2 Increasing Control Complexity

Scaling up the number of qubits introduces significant challenges in providing the necessary control hardware and logic. For large-scale quantum computers, the precise orchestration of millions of interacting physical qubits at the hardware level becomes essential for design and optimization. As the number of qubits increases, the complexity of circuit compilation also grows, potentially requiring the decomposition of n -qubit gates into single and two-qubit gates and different logic for control lines. Managing the interfaces between the increasing number of physical qubits and the classical apparatus that controls them is a central challenge [27].

3.1.3 Errors as QPU Size Grows

The fundamental nature of quantum systems makes them susceptible to decoherence and errors, and these issues tend to become more pronounced as the QPU size increases. Stochastic fluctuations during the fabrication of components like Josephson junctions can lead to inconsistencies, hindering the reproducibility and scalability of quantum devices. As the system size (number of qubits and computational steps) grows, qubits continuously interact with external noise sources, leading to the loss of quantum data (decoherence). Entanglement, while being a source of quantum computational power, can also cause errors to spread across the entire system if not carefully managed at the microarchitecture level. Physical implementations of qubits face a trade-off between ease of movement/interaction and isolation from the environment, leading to fundamentally limited reliability and decoherence time. Quantum error correction protocols, often involving additional ancilla qubits, are implemented to mitigate the impact of decoherence and errors and enhance computational reliability in the NISQ era. Even with advancements in technology, it may be challenging to reduce error rates below a

certain threshold (e.g., potentially 1 error for every 10^8 operations in ion-traps). Therefore, robust, fault-tolerant structures encoded using efficient error correction algorithms are crucial for achieving scalable quantum computation beyond the decoherence time of individual qubits [27].

3.2 Error Correction Overhead

The use of quantum error correction (QEC) introduces significant overhead in terms of the number of physical qubits required to encode a single logical qubit and the overall complexity of the quantum system. This overhead is essential to combat the inherent fragility of quantum information and achieve fault-tolerant quantum computation [27].

3.2.1 Need for Large Numbers of Physical Qubits per Logical Qubit

- To protect quantum information from errors caused by decoherence and imperfect gates, quantum error correcting codes encode one logical qubit into a larger number of physical qubits [27]. For example, the Steane [27, 26, 2] code encodes one logical qubit using seven physical qubits. Other codes, like the 9-qubit code, also demonstrate this concept of redundancy [27].
- The number of physical qubits required for a logical qubit depends on the error correcting capabilities of the code. Codes designed to correct more errors or provide higher levels of fault-tolerance typically require a greater number of physical qubits per logical qubit. To correct t errors, the distance between valid codewords must be at least $2t + 1$ [27].
- Recursive encoding, where logical qubits are further encoded, leads to an exponential increase in the number of physical qubits. If a logical qubit is encoded L times using a code with n physical qubits per level, the total number of physical qubits for that logical qubit becomes at least n^L . This concatenation of codes is a key strategy for achieving arbitrarily high reliability if the physical error rate is below a certain threshold [27].
- Beyond the qubits directly encoding the logical state, ancillary qubits are also needed for the error correction process. These ancilla qubits are used to detect and extract error syndromes without directly measuring the data qubits and destroying their superposition. The preparation and verification of these ancilla blocks further contribute to the physical qubit overhead [27].

- The specific implementation of quantum algorithms on these encoded logical qubits also requires more physical resources. For instance, implementing a logical CNOT gate with the Steane code involves applying multiple physical CNOT gates in parallel across the encoded qubits [27].

3.2.2 Increasing System Complexity

- The necessity of encoding logical qubits into multiple physical qubits drastically increases the total number of physical qubits required for a quantum computer to perform meaningful computations. For algorithms like Shor’s factoring algorithm, the number of logical qubits needed, compounded by the physical qubit overhead per logical qubit due to error correction, can lead to system sizes in the order of thousands or even millions of physical qubits [27].
- Managing and controlling a vastly larger number of physical qubits introduces significant engineering and control complexity, echoing the challenges mentioned in our previous conversation [31]. This includes addressing individual qubits, implementing gates between them, and performing measurements for syndrome extraction [27].
- The architecture of the quantum computer becomes more intricate to accommodate error correction. Specialized architectural elements may be needed for computation and memory, potentially using different error correcting codes (CC and MC). This necessitates complex transfer networks to move and potentially re-encode data between these regions without decoding [27].
- Fault-tolerant implementation of quantum gates on encoded qubits requires careful design to ensure that errors do not propagate uncontrollably. Logical gates must be constructed such that a small number of physical errors do not lead to a larger number of logical errors that exceed the correction capability of the code [27].
- Scheduling and resource allocation become more challenging with error correction. Decisions need to be made about when and where to perform error correction, potentially overlapping it with computation to minimize the overall execution time. The management of ancilla qubits and their verification also adds to the complexity of the control system [27].

- Simulating such complex quantum architectures with error correction is itself a formidable challenge for classical computers due to the exponential scaling of the Hilbert space. While methods like error propagation and stabilizer formalism exist, they often have limitations, especially when dealing with universal gate sets [27].

3.3 Decoherence and Noise Mitigation Approaches

While section 1.3 introduced the fundamental challenges posed by decoherence and noise, this section focuses on current mitigation strategies and practical approaches being implemented in superconducting QPUs. Overcoming decoherence and noise is crucial for advancing the development of fault-tolerant and scalable quantum computers.

3.3.1 For Superconducting Qubits:

- **Transmon Qubit Design:** The transmon qubit, a type of superconducting qubit that is capacitively shunted, is specifically designed to be less sensitive to charge noise, which is a significant source of decoherence. This is achieved by operating in a regime where the Josephson energy (E_J) is much larger than the charging energy (EC) [23, 18, 9, 38, 31].
- **Increasing E_J/EC Ratio:** Further increasing the ratio of E_J to EC in qubit design helps to reduce tunneling rates, which can contribute to noise. However, this also linearly decreases anharmonicity, which needs to be balanced [38, 31].
- **Mitigation of Environmental Factors:** Using RF filters helps to filter out infrared radiation, which can excite quasiparticles and cause decoherence. Operating quantum devices at extremely low cryogenic temperatures within dilution refrigerators and ensuring proper thermal anchoring minimizes thermal fluctuations that contribute to noise [31].
- **Calibration Techniques:** Calibrating microwave mixers used for qubit control is crucial to minimize unwanted sidebands and local oscillator leakage, which can introduce errors [19].
- **Optimal Control:** Employing optimal control techniques allows for the precise shaping of microwave pulses used to manipulate qubits, minimizing unwanted excitations and errors during gate operations [38].

- **Error Mitigation:** Implementing error mitigation procedures at the hardware level aims to reduce the impact of noise on computations. Reinitializing procedures can also be used to reset the qubit state periodically, preventing noise from accumulating significantly [38].
- **Josephson Junction Fabrication Reproducibility:** Significant research focuses on enhancing the reproducibility of Josephson junctions, critical components of superconducting qubits. This involves optimizing the Dolan technique in electron beam lithography (EBL) processes by controlling dose distribution and junction geometry. Strategically designing junction geometries can help engineer the doses of backscattered electrons to achieve uniform dose deposition and improve fabrication stability. Proximity effect correction (PEC) techniques are also employed to mitigate distortions in EBL patterns [31].

3.3.2 For Flux Qubits:

- **Precise Parameter Tuning:** Flux qubits require careful tuning of parameters like the inductance (L) relative to the Josephson junction energy (LJ_0) to achieve the desired nonlinearity [26].
- **Small Area Junctions:** Using small area Josephson junctions can influence the qubit's properties and potentially its sensitivity to certain noise sources [26].

3.3.3 General Approaches for Noise and Decoherence Mitigation Applicable Across Qubit Types:

- **Quantum Error Correction (QEC) and Fault Tolerance:** This is considered a critical requirement for building truly scalable and useful quantum computers. QEC involves encoding quantum information to detect and correct errors caused by decoherence and faulty gates. Fault-tolerant structures are designed to ensure that errors do not propagate uncontrollably during computation. The Threshold Theorem states that arbitrarily reliable quantum computation is possible with imperfect gates, provided the error rate is below a certain threshold, by using error-correcting codes, fault-tolerant procedures, and recursive encoding. Optimizing where and when error correction occurs can lead to faster and more efficient circuits [27].

- **Focus on Communication:** In large-scale quantum architectures, managing communication of quantum data across distances is a major challenge. Design principles aim to specialize architectural components and utilize quantum teleportation for long-distance communication to minimize overheads and error propagation. This often involves the generation and purification of entangled pairs (EPR pairs) [27].
- **Development of EDA Tools:** Improving electronic design automation (EDA) tools is necessary for automating and optimizing the design flow of complex quantum circuits, including aspects related to error mitigation [2, 27]
- **Mitigating Flux Trapping:** In superconducting circuits, unwanted flux trapping can negatively affect performance. Designing moat structures to attract flux away from sensitive areas is one method to ameliorate this [2].
- **Ancilla Management:** Optimizing the preparation and layout of ancilla qubits, which are often used in error correction protocols, is important for improving the overall performance of quantum computers [27].
- **Balancing Fault Tolerance and Resources:** System design involves balancing the resources required for fault-tolerant logical qubits (including ancillary qubits for error correction) with the bandwidth of the interconnect channels and the speed of computational blocks. The level of error correction encoding is often matched to the application size and required reliability [27].

Despite the significant challenges outlined, ongoing innovations in materials science and error correction are paving the way toward more reliable quantum systems. In the subsequent section, we explore the applications of Josephson junctions across various domains and discuss future perspectives that promise to revolutionize quantum computing.

4 Applications and Future Perspectives

In this section, we will explore various applications and uses of Josephson junctions while discussing material innovation, alternative qubit architectures, hybrid systems and so on. By delving into these topics, we aim to provide a comprehensive understanding of the complexities and potential advancements in the field of Josephson junctions.

4.1 Josephson Junctions Key Applications

Josephson junctions, with their unique quantum mechanical properties, have found a wide range of applications across various fields of science and technology. These devices exploit the Josephson effect, which enables phenomena such as superconductivity, quantized voltage steps, and quantum coherence. This subsection highlights some of the key applications of Josephson junctions, including their use in highly sensitive magnetic field sensors, precision voltage standards, quantum computing, and quantum simulations. Each of these applications demonstrates the versatility and transformative potential of Josephson junctions in advancing both fundamental research and practical technologies.

4.1.1 SQUIDs

Superconducting QUantum Interference Device (SQUID) is an exceptionally sensitive sensor of magnetic flux, leveraging the unique properties of Josephson junctions. At the core of dc SQUIDs are these junctions, typically consisting of two identical junctions embedded within a superconducting loop. The Josephson effect, a remarkable phenomenon inherent to these junctions, establishes a periodic relationship between the current flowing through them and the magnetic flux traversing the loop. This periodicity enables the SQUID to detect even the slightest fluctuations in magnetic flux, rendering it an extraordinarily sensitive magnetometer [10].

4.1.2 Voltage Standards

Arrays of Josephson junctions are employed to generate precise voltage steps. By applying microwave radiation at a specific frequency to these arrays, a series of quantized voltage levels can be produced. These well-defined voltage levels facilitate the calibration of other voltage-measuring instruments with exceptional accuracy, ensuring traceability to fundamental constants [10].

4.1.3 Quantum Computing

In the realm of quantum computing, Josephson junctions play a fundamental role in the development of superconducting Qubits, a promising approach for building quantum computers. Superconducting circuits incorporating Josephson junctions can be used to represent quantum information, perform single-Qubit operations through the application of electrostatic gates, couple Qubits by adjusting the junction's properties

with an external magnetic field, and measure Qubit states by detecting the electric charge in the circuit. These capabilities make Josephson junctions crucial building blocks for the realization of superconducting quantum computers [34, 7, 10].

4.2 Material Innovations

Material innovations in superconducting materials play a crucial role in reducing decoherence in superconducting qubits. Decoherence, the loss of quantum information, is a primary obstacle to building large-scale, fault-tolerant quantum computers. Several aspects of material science and engineering aimed at mitigating decoherence [26]. One key factor in decoherence is quasiparticle tunneling across the Josephson junction, which is a dissipative mechanism. The energy gap of the superconductor strongly protects the junction from this type of tunneling. An improper choice of materials can lead to decoherence from quasiparticles trapped at sites near the junction [26]. Interestingly, a difference in decoherence properties between different superconducting materials. Aluminum (Al) qubits are noted to potentially have longer coherence times than Niobium (Nb)-based qubits. This might be explained by the fact that the gap of aluminum increases with the incorporation of oxygen or other scattering defects [26]. Several material-level strategies and observations related to reducing decoherence are:

- **Material Purity and Fabrication:** Achieving high reproducibility in Josephson junction fabrication is crucial for consistent qubit properties, which indirectly impacts decoherence. Stochastic fluctuations during fabrication can hinder reproducibility and scalability. Techniques to improve junction fabrication, such as optimizing electron beam lithography processes, are important. The use of pristine samples, such as a trilayer film of Al/Nb/Al on a Si wafer, with high yield is also significant [31].
- **Quasiparticle Density Reduction:** Decoherence of superconducting qubits can be caused by quasiparticle tunneling [8, 27]. Reducing the density of these quasiparticles is an active area of research. For example, coherent suppression of electromagnetic dissipation due to superconducting quasiparticles has been observed in fluxonium qubits [27, 38].
- **Dielectric Loss:** Capacitive loss induced by sub-micron Josephson junction fabrication can contribute to decoherence in superconducting qubits. Efforts to characterize and reduce this loss are important [31, 27].

- **Surface and Interface Quality:** The quality of the superconducting films and the interfaces in Josephson junctions significantly impacts qubit coherence. Studies on the correlation between aluminum grain size, grain boundary grooves, and local variations in oxide barrier thickness in Al/AlO_x/Al junctions highlight the importance of understanding and controlling these material properties. The stability of tunneling barriers, such as AlO/sub/x, is also a factor [31, 27].
- **Laser Annealing:** Laser-annealing of transmon qubits has been shown as a technique to achieve high-fidelity superconducting quantum processors [40], suggesting that material processing after fabrication can improve qubit performance. The effects of laser-annealing on fixed-frequency superconducting qubits are being studied [21].

4.3 Hybrid Systems

Combining superconducting qubits with other modalities are being explored as a potential route to improve the scalability of quantum computers. Here are some key points:

- Different physical implementations of qubits have complementary strengths and weaknesses. For example, photons are ideal for transmitting quantum information over long distances because they interact weakly with the environment, but they are difficult to use for two-qubit gates. Conversely, atoms or ions are good for computation but harder to move. This suggests that combining different qubit modalities could leverage their respective advantages [27].
- The concept of "flying" qubits (like photons) and "stationary" qubits (like superconducting qubits or trapped ions) highlights a potential hybrid approach. Stationary qubits can be used for computation, while flying qubits can handle communication between them [27].
- Teleportation is a method to transmit quantum information between specified locations without physically moving the qubits themselves. This process often involves entangled pairs of qubits. One could envision a system where superconducting qubits are used for computation and entangled photons are used as a shared medium to teleport states between distant superconducting qubit modules, potentially aiding in scaling by connecting smaller, manageable units [27].

- As mentioned in [27] "Hybrid quantum processors: Molecular ensembles as quantum memory for solid state circuits". While this example doesn't directly involve superconducting qubits as the computational element, it illustrates the broader interest in combining different quantum systems for enhanced capabilities, which could extend to improving scalability.

4.4 Advances in Josephson Junction Physics

Recent studies have highlighted critical advances in three key areas of Josephson junction physics:

- **Nonlinearity:** Nonlinearity remains fundamental for establishing distinct qubit energy levels [17]. Recent developments have explored alternative sources of nonlinearity, such as phase-slip junctions, which offer potential benefits like higher operational frequencies and temperatures. These advancements could lead to new types of protected qubits and improved performance in quantum circuits [30].
- **Material Selection:** While aluminum has been favored for its properties in reducing defects, recent studies have revisited niobium as a viable alternative [17]. Researchers have engineered high-performing niobium-based qubits that leverage niobium's superior qualities, such as increased operating temperatures and frequencies. This resurgence is attributed to advancements in fabrication techniques and understanding of niobium's material properties [1].
- **Quasiparticle Dynamics:** Understanding quasiparticle interactions is crucial for mitigating decoherence. Recent research has focused on techniques like gap engineering to suppress quasiparticle tunneling. By creating different superconducting gaps across Josephson junctions, researchers have developed methods to resist quasiparticle-induced errors, thereby enhancing qubit reliability [24].

While the applications and material innovations provide a compelling vision for the future of superconducting QPUs, it is essential to consider how they stack up against other emerging quantum computing paradigms. The next section presents a comparative analysis of alternative architectures, offering insights into the trade-offs and complementary strengths of ion trap and photonic QPUs alongside Josephson junction-based designs.

5 Alternative QPU Architectures and Comparative Analysis

In parallel to superconducting QPUs based on Josephson junctions, several alternative quantum computing paradigms have emerged, each offering unique advantages and challenges. These methods provide distinct routes to manipulate quantum information, and understanding them broadens our perspective on the evolving landscape of quantum processors. Each method exhibits its own set of strengths—whether it be the exceptional coherence of ion traps, or the fast and low-decoherence nature of photonics—while also confronting significant technical challenges. This comparative overview not only contextualizes the unique benefits of Josephson junction-based QPUs but also highlights the broader spectrum of innovation that is driving the evolution of quantum computing technologies.

5.1 Ion Trap QPUs

The basic operating principle of Ion Trap Quantum Processing Units (QPUs) involves using electromagnetic fields to confine individual atomic ions in a vacuum [5]. These trapped ions serve as qubits, with quantum information typically stored in their long-lived internal electronic states [5, 6].

5.1.1 Operating Principle

- **Ion Trapping:** Ions are confined using a combination of radio-frequency (RF) and static (DC) electric fields, creating an approximately harmonic potential [5]. Paul traps are commonly used, which utilize oscillating electric fields to create a pseudopotential well that traps the charged ions [6]. Linear Paul traps, where ions can form a linear chain, are frequently employed for quantum computing [16].
- **Qubit Implementation:** The qubit states, $|0\rangle$ and $|1\rangle$, are encoded in two distinct, long-lived internal energy levels of the trapped ion. These can be hyperfine states (separated by GHz frequencies), Zeeman states (split by a magnetic field at MHz frequencies), fine structure levels (THz separation), or optical transitions (hundreds of THz). Hyperfine qubits are known for their exceptionally long coherence times [5, 6].
- **Qubit Control:** Quantum gates, both single-qubit and multi-qubit, are implemented by precisely applying classical fields, such as laser beams or microwaves, to the ions [5, 6].

- Single-qubit gates involve manipulating the internal state of individual ions using Rabi oscillations induced by resonant radiation [16]. These can be achieved through direct optical transitions, Raman transitions (using two laser beams), or microwave fields. Single-qubit gates with very high fidelities have been demonstrated [5, 6].
- Multi-qubit gates, which are essential for creating entanglement, typically utilize the shared motional modes of the trapped ions as a quantum bus to mediate interactions between their internal states [6, 14]. The Cirac-Zoller gate was the first proposed entangling gate, coupling the internal state to the vibrational motion [6, 35]. Other methods, like Mølmer-Sørensen gates, offer advantages such as not requiring single-ion addressing [35, 16]. Two-qubit gates entangle the ions, enabling universal quantum computation when combined with single-qubit gates [6].

- **Initialization and Readout:** Before a quantum algorithm, qubits are initialized into a well-defined state, often through optical pumping with lasers [16, 6]. The qubit state is read out by using lasers to induce fluorescence in one state but not the other; the presence or absence of detected photons indicates the qubit state. High-fidelity state preparation and readout have been achieved [6].

5.1.2 Key Advantages of Ion Trap QPUs

- **High-Fidelity Operations:** Trapped ions have demonstrated very high fidelities for single-qubit and two-qubit gates, exceeding the requirements for fault-tolerant quantum computing in some cases. Single-qubit gate fidelities can be as high as 99.9999%, and two-qubit gate fidelities have reached 99.9% [6].
- **Long Coherence Times:** Ion qubits, particularly hyperfine qubits, exhibit exceptionally long coherence times, ranging from seconds to even minutes. This long coherence relative to gate operation times (high coherence-to-gate time ratio) is a significant advantage [6].
- **Precise Control:** Experiments with trapped ions offer the most precise methods known for the manipulation of nuclear spin via the hyperfine interaction. Atomic and ion trap frequency standards are among the most accurate in the

world, highlighting the level of control achievable [35].

- **Well-Defined and Identical Qubits:** Ions are identical by nature, reducing concerns about qubit reproducibility and simplifying system calibration. Their internal level structure is well-defined and can be isolated from the environment [6].
- **Versatile Qubit Types:** Trapped ions offer a choice of different qubit types (hyperfine, Zeeman, optical, fine structure), each with its own benefits and drawbacks, allowing for flexibility in experimental design [6].
- **Progress Towards Scalability:** Architectures like the Quantum Charge-Coupled Device (QCCD), which involves shuttling ions between different zones for memory, interaction, and measurement, are being developed to address scalability [6, 5, 20]. Photonic interconnects to link multiple ion trap modules are also being explored [20].

5.1.3 Key Challenges of Ion Trap QPUs

- **Scalability:** While the basic principles have been demonstrated, scaling to a large number of qubits (thousands or more) while maintaining high fidelity and individual control remains a significant challenge [6]. Issues arise with managing large ion chains in a single trap due to increased mass and complex motional modes [16].
- **Gate Speed:** Compared to some other qubit technologies like superconducting qubits, trapped-ion gate speeds are relatively slower. While high-fidelity two-qubit gates can be performed, the time scales (tens to hundreds of microseconds) can be a bottleneck for complex algorithms requiring billions of operations. Achieving "quantum supremacy" might be difficult if gate speeds lag significantly behind classical processors [6, 16].
- **Motional Heating (Anomalous Heating):** The heating of the ions' vibrational motion is a major source of decoherence and can limit the fidelity of motional-coupling-based gates [35, 16, 6, 5]. The origin of this anomalous heating is not fully understood but is believed to be related to surface electric field noise. Miniaturization of traps, while potentially increasing trap frequencies and gate speeds, can exacerbate heating [6, 16].

- **Complexity of Control Systems:** Controlling a large number of ions individually requires complex and precise laser and microwave delivery systems. Addressing individual ions in large arrays with low crosstalk is technically demanding [6].
- **Fabrication and Integration:** Building scalable architectures like QCCDs requires complex multi-zone ion traps with small feature sizes. Integrating optical and electronic control components onto ion trap chips presents materials science and engineering challenges, such as managing charge build-up, ensuring optical transparency with high conductivity, and minimizing noise [35, 6, 5].
- **Ion Transport Challenges:** In QCCD architectures, shuttling ions between different trap regions without introducing significant motional excitation or loss of quantum information is crucial but technically demanding. Heating can occur during transport and separation/joining of ion chains [16, 6, 5].

5.2 Photonic QPUs

Photonic-based Quantum Processing Units (QPUs) operate on the principles of linear optics, utilizing single photons as qubits and performing computations through the manipulation of these photons using linear optical elements such as beam splitters, wave plates, and phase shifters, with photon detection serving as the primary method for gaining information and implementing certain quantum gates [22, 29].

5.2.1 Operating Principle

- **Qubit Encoding:** Quantum information is typically encoded in single photons using various degrees of freedom, such as polarization (horizontal or vertical) or path (dual-rail). Time-bin encoding, where qubit values correspond to the arrival time of a photon, is another possibility [22, 29].
- **Single-Qubit Operations:** Single-qubit operations, analogous to rotations on the Bloch sphere, can be implemented deterministically using linear optical elements like phase shifters, beam splitters, and polarization rotators acting on the chosen qubit encoding. For example, a half-wave plate can perform a Hadamard gate on a polarization qubit [22, 29].
- **Two-Qubit Operations:** Implementing entangling two-qubit gates is a major challenge in lin-

ear optics because photons do not naturally interact [22, 29].

- The Knill-Laflamme-Milburn (KLM) protocol demonstrated a method for achieving scalable quantum computing using probabilistic two-photon gates that are teleported into a quantum circuit, with subsequent error correction. These gates rely on photon interference and projective measurements. The Hong-Ou-Mandel effect, where two indistinguishable photons entering a beam splitter bunch together in the output modes, is a key quantum effect exploited in these probabilistic gates [22, 29].
- Other approaches involve using entangled ancillary photons and projective measurements to induce non-linearities necessary for two-qubit gates like CNOT and CZ. These gates are often probabilistic, meaning they succeed with a certain probability [22, 29].
- Cluster state quantum computing offers an alternative paradigm where an entangled multi-photon state (cluster state) is prepared offline, and quantum computation proceeds by performing single-qubit measurements on individual photons in the cluster. The outcomes of these measurements determine the subsequent measurements, effectively teleporting quantum information and implementing quantum gates. Fusion gates are used to create and manipulate these cluster states [22].
- Time-domain multiplexing is a technique used in some photonic processors to create large entangled states and implement gates by processing sequential pulses of light through a smaller number of optical components and utilizing fiber delay lines [25]
- **Measurement:** The primary way to extract information from photonic qubits is through photon detection. Ideally, photon-number-resolving (PNR) detectors are used to distinguish between different numbers of photons. However, many experiments utilize bucket detectors that only register the presence or absence of photons. Polarization analysis before detection is necessary when the qubit is encoded in polarization. Measurement outcomes often guide subsequent feed-forward operations [22].

5.2.2 Key Advantages of Photonic Based QPUs

- **Inherent Coherence:** Photons exhibit low decoherence as they interact weakly with their environment, preserving quantum information for longer periods [22, 29].
- **Ease of Single-Qubit Manipulation:** Single-qubit gates can be implemented deterministically and with high fidelity using standard linear optical components [22, 29].
- **Flexibility in Encoding:** Quantum information can be encoded in various degrees of freedom of a photon, offering flexibility in experimental design [29].
- **Natural for Quantum Communication:** Photons are the natural carriers of quantum information over long distances through optical fibers, making photonic QPUs potentially well-suited for distributed quantum computing and the development of a quantum internet [22].
- **Scalability Potential:** The KLM protocol provided a theoretical blueprint for scalable quantum computing with linear optics. More recent approaches like cluster state computing and time-domain multiplexing also offer pathways to scalability [22, 25].
- **Demonstration of Quantum Advantage:** Photonic processors have experimentally demonstrated quantum computational advantage for specific tasks like Gaussian Boson Sampling (GBS), outperforming classical supercomputers [25].

5.2.3 Key Challenges of Photonic Based QPUs

- **Difficult Two-Qubit Entangling Gates:** The lack of strong natural photon-photon interactions makes the implementation of deterministic and efficient two-qubit entangling gates a major hurdle. Probabilistic gates require significant resource overhead and can lead to scalability challenges [22, 29].
- **Requirement of Strong Non-linearities:** Some deterministic quantum gates would require strong optical non-linearities, which are inherently very weak in natural materials at the single-photon level [29]. While efforts are being made to enhance these non-linearities, it remains a significant challenge [22].

Feature	Josephson Junction Superconducting QPUs	Ion Trap QPUs	Photonic QPUs
Coherence Times	Relatively short; decoherence mitigated via material innovation and error correction.	Longest (hyperfine qubits: seconds to minutes).	Long (due to weak environmental interaction).
Gate Fidelity	High (optimal control of microwave pulses).	Highest (single-qubit: $\sim 99.9999\%$, two-qubit: $\sim 99.9\%$).	Variable (high for single-qubit, challenging for entangling gates).
Gate Speed	Fast (microwave pulses enable rapid manipulation).	Slower (two-qubit gates: tens to hundreds of microseconds).	Potentially fast, but deterministic entangling gates are slow.
Scalability	Potentially easier (chip-based fabrication), but crosstalk and control complexity are challenges.	Challenging (large ion chains, motional heating).	Challenging (probabilistic gates require resource overhead; integration complexity).
Connectivity	Limited (e.g., star-shaped coupling).	High to full (via shared motional modes).	Network-focused (suitable for communication, complex for computation).
Operating Temp.	Ultra-low (near absolute zero).	Requires vacuum and laser cooling.	Room temperature.
Noise Sensitivity	Sensitive (requires shielding and low temperatures).	Low (but motional heating is a challenge).	Low (photon loss is a key issue).
Applications	General-purpose computing, cryptography, quantum simulations.	High-fidelity computing, simulations.	Quantum communication, networking.

Table 1: Comparison of Quantum Processing Unit Technologies

- Resource Overhead of Probabilistic Gates:** Schemes relying on probabilistic gates often require a large number of resources (photons, optical modes) to achieve a sufficiently high probability of success for complex computations [22, 29].
- Demanding Component Performance:** Building scalable photonic QPUs necessitates high-performance components such as highly efficient and indistinguishable single-photon sources, low-loss optical circuits with high mode matching, and high-efficiency photon detectors (ideally with number resolution) [29]. Imperfections in these components introduce errors [22].
- Photon Loss:** Photon loss in optical elements, fibers, and detectors is a significant source of error in photonic quantum computing. Error correction protocols specifically tailored for photon

loss are crucial [22].

- Need for Quantum Memories:** Many proposed architectures require quantum memories capable of storing photonic qubits for extended periods with high fidelity to synchronize operations and handle the probabilistic nature of some gates. Developing such memories with low loss and high coherence remains a challenge [22].
- Integration and Scalability of Components:** Integrating a large number of high-quality photonic components (sources, detectors, waveguides, modulators) onto a single chip with low loss and high stability is a complex engineering challenge for achieving large-scale photonic QPUs [29].

The comparative analysis section, supported by the comparison table (Table 1), succinctly evaluates

three QPU architectures: superconducting, ion trap, and photonic systems. The table highlights key metrics such as coherence time, gate fidelity, operational speed, scalability, and noise sensitivity.

- Superconducting QPUs are notable for their rapid gate operations and chip-based integration, though they face challenges with decoherence and the overhead of error correction.
- Ion trap QPUs offer long coherence times and high gate fidelity, but scalability and slower gate speeds remain significant obstacles.
- Photonic QPUs excel in coherence and quantum communication, yet struggle with achieving deterministic two-qubit interactions, which increases resource requirements. Overall, the table clearly outlines that while each technology has distinct advantages, they also possess inherent limitations that drive the need for targeted research and development in specific application areas.

6 Conclusion

In conclusion, this paper has provided an in-depth exploration of the physics, design, and engineering considerations underlying Josephson junction-based QPUs. By delving into the quantum principles of superposition, entanglement, and the mechanisms of decoherence, we have illustrated how these phenomena are harnessed in superconducting circuits through the innovative use of Josephson junctions. Our analysis reveals that while superconducting QPUs offer rapid gate operations and the advantage of chip-scale integration, significant challenges persist—particularly in terms of managing decoherence, controlling complex qubit interactions, and overcoming the resource demands of quantum error correction. Furthermore, the comparative analysis with ion trap and photonic QPUs highlights that each quantum computing platform exhibits distinct strengths and limitations. Ion trap systems benefit from exceptional coherence and high-fidelity operations but face scalability and speed issues, whereas photonic systems promise robust quantum communication and low environmental sensitivity at the expense of deterministic gate operations. Looking forward, continued advancements in material science, fabrication techniques, and error mitigation strategies will be pivotal in closing the gap between theoretical capabilities and practical implementations of quantum processors. Ultimately, the integration of these innovations is expected to pave the way for scalable, reliable quantum computing architectures that

can address complex computational problems beyond the reach of classical systems.

Acknowledgments

We would like to express our sincere gratitude to Dr. Said Jawad Saidi for his valuable feedback and insightful comments during the writing of this paper. His guidance has been instrumental in improving the quality of our work. Additionally, I acknowledge the use of ChatGPT for grammar correction and text clarity enhancement, which helped refine the language and coherence of this paper.

References

- [1] Alexander Anferov, Kan-Heng Lee, Fang Zhao, Jonathan Simon, and David I. Schuster. Improved coherence in optically defined niobium trilayer-junction qubits. *Phys. Rev. Appl.*, 21:024047, Feb 2024.
- [2] Christopher L. Ayala, Tomoyuki Tanaka, Ro Saito, Mai Nozoe, Naoki Takeuchi, and Nobuyuki Yoshikawa. Mana: A monolithic adiabatic integration architecture microprocessor using 1.4-zj/op unshunted superconductor josephson junction devices. *IEEE Transactions on Applied Superconductivity*, 2021.
- [3] A. Barenco et al. Elementary gates for quantum computation. *Phys. Rev. A*, 52(5):3457–3467, 1995.
- [4] J. S. Bell. On the einstein podolsky rosen paradox. *Phys. Phys. Fiz.*, 1(3):195–200, 1964.
- [5] Kenneth R. Brown, John Chiaverini, Jeremy M. Sage, and Hartmut Häffner. Materials challenges for trapped-ion quantum computers. *Nature Reviews Materials*, 6:892–905, October 2021.
- [6] Colin D. Bruzewicz, John Chiaverini, Robert McConnell, and Jeremy M. Sage. Trapped-ion quantum computing: Progress and challenges. *Applied Physics Reviews*, 6:021314, 2019.
- [7] Yudong Cao, Jonathan Romero, and Alán Aspuru-Guzik. Potential of quantum computing for drug discovery. *Nature Reviews Drug Discovery*, 2019.
- [8] G. Catelani et al. Decoherence of superconducting qubits caused by quasiparticle tunneling. *Physical Review B*, 86(18), 2012.

- [9] Z. Chen. *Metrology of Quantum Control and Measurement in Superconducting Qubits*. 2018.
- [10] John Clarke and Alex I. Braginski, editors. *The SQUID Handbook*. Wiley-VCH, 2006.
- [11] J. F. Clauser, M. A. Horne, A. Shimony, and R. A. Holt. Proposed experiment to test local hidden-variable theories. *Phys. Rev. Lett.*, 23(15):880–884, 1969.
- [12] A. Einstein, B. Podolsky, and N. Rosen. Can quantum-mechanical description of physical reality be considered complete? *Phys. Rev.*, 47(10):777–780, 1935.
- [13] Edward Farhi, Jeffrey Goldstone, and Sam Gutmann. A quantum approximate optimization algorithm. *arXiv preprint*, 2014.
- [14] Anupam Garg. Decoherence in ion trap quantum computers. *Czechoslovak Journal of Physics*, 46(Suppl 4):2375–2376, April 1996.
- [15] Lov K. Grover. A fast quantum mechanical algorithm for database search. In *Proceedings of the Twenty-Eighth Annual ACM Symposium on Theory of Computing (STOC '96)*, pages 212–219, Philadelphia, Pennsylvania, USA, 1996. Association for Computing Machinery.
- [16] H. Häffner, C.F. Roos, and R. Blatt. Quantum computing with trapped ions. *Physics Reports*, 469(4):155–203, 2008.
- [17] IBM Quantum. Ibm quantum website. <https://www.ibm.com/quantum-computing/>.
- [18] M. F. Johannes. *Quantum Nonlinearities in Strong Coupling Circuit QED*. 2011.
- [19] S. W. Jolin et al. Calibration of mixer amplitude and phase imbalance in superconducting circuits. *Review of Scientific Instruments*, 2020.
- [20] D. Kielpinski, C. Monroe, and D. Wineland. Architecture for a large-scale ion-trap quantum computer. *Nature*, 417:709–711, June 2002.
- [21] H. Kim et al. Effects of laser-annealing on fixed-frequency superconducting qubits. *Applied Physics Letters*, 121(14):142601, 10 2022.
- [22] Pieter Kok, W. J. Munro, Kae Nemoto, T. C. Ralph, Jonathan P. Dowling, and G. J. Milburn. Linear optical quantum computing with photonic qubits. *Rev. Mod. Phys.*, 79:135–174, Jan 2007.
- [23] P. Krantz et al. A quantum engineer’s guide to superconducting qubits. *Applied Physics Reviews*, 2019.
- [24] C. Kurter, C. E. Murray, R. T. Gordon, et al. Quasiparticle tunneling as a probe of josephson junction barrier and capacitor material in superconducting qubits. *npj Quantum Information*, 8:31, March 2022. Published: 21 March 2022.
- [25] Lars S. Madsen, Fabian Laudenbach, Mohsen F. Askarani, et al. Quantum computational advantage with a programmable photonic processor. *Nature*, 606:75–81, June 2022. Published: 01 June 2022.
- [26] John M. Martinis and K. Osborne. Superconducting qubits and the physics of josephson junctions. Technical report, National Institute of Standards and Technology, Boulder, CO, USA.
- [27] T. S. Metodi, A. I. Faruque, and F. T. Chong. *Quantum Computing for Computer Architects*. Morgan & Claypool Publishers, second edition, 2011.
- [28] Michael A. Nielsen and Isaac L. Chuang. *Quantum Computation and Quantum Information*. Cambridge University Press, 2000.
- [29] Jeremy L. O’Brien. Optical quantum computing. *Science*, 318(5856):1567–1570, 2007.
- [30] Cheeranjeev Purmessur, Kaicheung Chow, Bernard van Heck, and Angela Kou. Operation of a high-frequency, phase-slip qubit, 2025.
- [31] A. C. M. Rebello. *Advanced Lithography Methods for Creating Josephson Junctions and Superconducting Circuits at Nano and Micro Scales*. PhD thesis, Brazilian Center of Physics Research, 2024.
- [32] Maria Schuld, Ilya Sinayskiy, and Francesco Petruccione. An introduction to quantum machine learning. *Contemporary Physics*, 2015.
- [33] Peter W. Shor. Algorithms for quantum computation: discrete logarithms and factoring. In *Proceedings 35th Annual Symposium on Foundations of Computer Science*, pages 124–134, 1994.
- [34] Peter W. Shor. Polynomial-time algorithms for prime factorization and discrete logarithms on a quantum computer. *SIAM Journal on Computing*, 1997.

- [35] Andrew M. Steane. Quantum computing with trapped ions, atoms and light. In *AIP Conference Proceedings*, volume 551, pages 158–172, January 2001.
- [36] M. S. Suzuki. The josephson effect. https://bingweb.binghamton.edu/~suzuki/ModernPhysics/35_Josephson_effect.pdf, 2012. Lecture notes, Department of Physics, State University of New York at Binghamton.
- [37] Michael Tinkham. *Introduction to Superconductivity*. Dover Publications, 2004.
- [38] F. Turro. *Quantum Algorithms for Many-Body Structure and Dynamics*. PhD thesis, University of Trento, 2022. Physics Department. Defense date: 10 June 2022.
- [39] F. Vatan and C. Williams. Optimal quantum circuits for general two-qubit gates. *Physical Review A: Atomic, Molecular, and Optical Physics*, 69(3), 2004.
- [40] E. J. Zhang et al. High-fidelity superconducting quantum processors via laser-annealing of transmon qubits, 2020.