

Hessian-aware Training for Enhancing DNNs Resilience to Parameter Corruptions

Tahmid Hasan Pranto¹ Seijoon Kim² Lihong Chen¹ Sanghyun Hong¹

Abstract

Deep neural networks are not resilient to parameter corruptions: even a single-bitwise error in their parameters in memory can cause an accuracy drop of over 10%, and in the worst-cases, up to 99%. This susceptibility poses great challenges in deploying models on computing platforms, where adversaries can induce bit-flips through software or bitwise corruptions may occur naturally. Most prior work addresses this issue with hardware or system-level approaches, such as integrating additional hardware components to verify a model’s integrity at inference. However, these methods have not been widely deployed as they require infrastructure or platform-wide modifications.

In this paper, we propose a new approach to addressing this issue: training models to be more resilient to bitwise corruptions to their parameters. Our approach, Hessian-aware training, promotes models to have *flatter* loss surfaces. We show that, while there have been training methods, designed to improve generalization through Hessian-based approaches, they do not enhance resilience to parameter corruptions. In contrast, models trained with our method demonstrate increased resilience to parameter corruptions, particularly with a 20–50% reduction in the number of bits whose individual flipping leads to a 90–100% accuracy drop. Moreover, we show the synergy between ours and existing hardware and system-level defenses.

1. Introduction

Deep neural networks (DNNs) are *not* resilient to parameter corruptions. Prior work has shown that adversaries, particularly who are capable of causing targeted bitwise errors on the memory representation of their parameters, can exploit this property to induce undesirable behaviors. This includes substantial accuracy drop (Hong et al., 2019; Rakin et al., 2019; Yao et al., 2020a), targeted misclassification (Bai et al., 2023; Cai et al., 2021; Rakin et al., 2021a), and backdoor injections (Chen et al., 2021; Cai et al., 2024;

Rakin et al., 2020). Recent work have also demonstrated privacy risks, such as model extraction (Rakin et al., 2022).

Most prior work addresses this vulnerability by developing defenses at the hardware-level or system-level (Bennett et al., 2021; Rakin et al., 2021b; Li et al., 2021; Di Dio et al., 2023; Zhou et al., 2023a;b; Liu et al., 2023; Wang et al., 2023). While having demonstrated their effectiveness, these approaches are often difficult to implement in practice as they require additional hardware components or updates to system software, necessitating infrastructure-wide changes.

In this work, we study a new, *orthogonal* approach that has not been investigated in prior work: enhancing a model’s natural resilience to parameter corruptions. By decreasing the number of model parameters whose bitwise corruptions can cause a substantial accuracy drop, or by minimizing the performance degradation resulting from bitwise errors on those parameters, our models remain resilient even in scenarios where hardware- or system-level defenses are not deployable. Moreover, when combined with these existing defenses, the models lower space and computational complexities by reducing the number of parameters to protect.

Contributions. We *first* present Hessian-aware training, a training algorithm designed to minimize the sharpness of a DNN’s loss landscape, thereby making the model less sensitive to parameter variations and more resilient to bitwise errors in its parameters. While prior work proposed training algorithms aimed at reducing the sharpness (Yao et al., 2021a; Foret et al., 2021; Yang et al., 2022), we demonstrate that they are *all* ineffective in enhancing a model’s resilience to bitwise corruptions to its parameters. Our training algorithm addresses this key problem, and we further propose strategies to make the training process computationally tractable when training ImageNet-scale models.

Second, we conduct a comprehensive evaluation of our approach across multiple datasets and network architectures, including those commonly used in prior studies. We demonstrate that our training algorithm significantly enhances a model’s resilience to bitwise errors to its parameters. Models trained with our approach have 20–25% of fewer parameters where a single bitwise corruption causes a substantial accuracy drop compared to the baseline models. Against

multiple targeted bitwise corruptions, our models require $2\text{--}3\times$ more bit-flips to achieve the same malicious objectives. Moreover, all models trained with our approach achieve accuracy the same as that of the baseline models.

Third, we conduct an in-depth analysis of the increased resilience achieved by our approach. Our analysis of visualized loss landscapes across layers shows a great reduction in sharpness, particularly in the layers close to the output. Accordingly, we observe that the number of parameters where a single-bit corruption can cause a significant accuracy drop is mostly reduced in the fully-connected, classification layers. Moreover, the numerical changes in parameter values required to cause the significant accuracy drop is increased.

Fourth, we evaluate the compatibility of models trained with our training algorithm with existing defenses. Our results demonstrate great synergy between our approach and prior work’s defenses. Fewer parameters are needed to be protected to achieve the same level of resilience observed when the baseline models are used. Moreover, the defenses exhibit reduced runtime and storage overhead with our models.

2. Background

IEEE-754 32-bit floating-point numbers are widely used to represent DNN parameters in memory. This format employs exponential notation and consists of three components: a sign bit that determines whether the number is positive or negative, the exponent (8 bits) that encodes the scale of the number using a biased representation, and the mantissa (23 bits) that encodes the precision. The significance of these components varies, with the exponent bits—particularly the most significant bits (MSBs)—having a disproportionately large impact on the represented value. For example, flipping the MSB of the exponent can cause drastic changes, such as turning a small value (e.g., 0.002) into an enormously large one (e.g., 6.8×10^{35}). This characteristic makes protecting MSBs critical for ensuring numerical stability and resilience in DNNs. The majority of bits whose flipping causes a substantial accuracy drop are MSBs. In contrast, flipping bits in the mantissa typically results in minor perturbations with negligible impact on model performance.

Rowhammer attacks. Most bit-flip attacks on DNNs have demonstrated using Rowhammer, a software-induced hardware fault-injection that exploits the physical structure of DRAM to induce bit-flips in memory (Kim et al., 2014). By repeatedly accessing (“hammering”) specific memory rows, an attacker induces electrical disturbances in neighboring rows, causing bit-flips (Di Dio et al., 2023). These bit-flips can compromise data values in memory, such as DNN parameters, leading to severe dependability issues at runtime. Rowhammer attacks have evolved from simple single-sided approaches to more sophisticated techniques like double-

sided hammering, one-location hammering, and remote attacks via GPUs or network interfaces (Konoth et al., 2018), making them a versatile and persistent threat. Rowhammer attackers can even target specific bits to flip (Razavi et al., 2016). In DNNs, Rowhammer-induced bit-flips in critical bits, e.g., the MSBs of parameters, can lead to catastrophic changes to their behaviors, such as drastically reducing performance. The widespread applicability of Rowhammer, requiring no physical access and exploiting shared resources in environments, underscores its significance.

3. Our Hessian-aware Training

Now we design our training algorithm to enhance a model’s resilience to parameter corruptions. We focus on objectives that quantify a model’s *sensitivity* to parameter value variations and use these objectives as a loss function to minimize the sensitivity during training. Suppose that a model f uses a loss function \mathcal{L} . The rate at which the loss changes in a specific variation direction v within the parameter space can be expressed as the second-order derivative $\partial^2 \mathcal{L} / \partial v^2$. This value encodes how sensitive a model’s performance will be when its parameter values are changed along the direction of v . During optimization, if the training algorithm minimizes this rate of change across *all* possible directions v , the model will become resilient to parameter variations.

3.1. The Hessian Trace as a Sensitivity Metric

(Challenge 1) The next question becomes which metrics to use for capturing the sensitivity from the second-order derivatives. A naive approach would compute the magnitude of the second-order derivatives for a sufficiently large number of directions v and average those values. However, even with modern deep-learning frameworks like PyTorch, which accelerate derivative computations, computing numerous second-order derivatives of the loss at each mini-batch throughout training remains computationally intractable.

(Challenge 2) Prior work has proposed various approaches to approximating the second-order derivatives (Jiang et al., 2020; Mulayoff and Michaeli, 2020; Li et al., 2018; Keskar et al., 2017; Neyshabur et al., 2017). Our work utilizes the Hessian trace, the sum of the eigenvalues of the Hessian matrix. This also requires computing the Hessian matrix, the second-order partial derivatives of a loss function, with respect to model parameters. But there has been efficient methods we can use, such as the Hutchinson’s method (Bekas et al., 2007) to approximate the Hessian trace efficiently over a number of random vectors v . The key challenge is that, while these studies mainly focus on using the approximated metrics to measure the *sharpness* (or flatness) of the loss landscape and minimize it during training to improve DNN generalization, their connection to model resilience to bitwise corruptions in parameters remains unknown. A

few studies have shown that minimizing the Hessian trace enhances model resilience to quantization—that induces optimal, bounded *small* perturbations to parameters (Dong et al., 2019; 2020; Yao et al., 2021b; Yang et al., 2022). However, it is still unclear whether this resilience extends to drastic, unbounded perturbations that bit-flips can induce.

(Challenge 3) Foret et al. (2021) also noted that plugging-in the approximation as an objective into a standard numerical optimizer, such as mini-batch stochastic gradient descent (SGD), can result in instability during training.

3.2. Minimizing the Hessian Trace in Training

We present our training algorithm, designed to address the three aforementioned challenges and reduce a model’s sensitivity to its parameter value variations. Our approach is to minimize Top- p Hessian trace during training via an additional regularization term, outlined in Algorithm 1. The algorithm is an adaptation of the popular numerical optimizer, mini-batch SGD. Notably, any gradient-based training methods can be adapted to our Hessian-aware training. The changes we made are highlighted in blue.

Algorithm 1 The Hessian-aware Training

Input: A model f , Training data D , Training steps T , Learning rate η , Number of approximation steps p , Regularization coefficient α

Output: A trained model f_θ

```

1: Initialize  $\theta_0$ 
2: Initialize  $\tau$  to 0
3: for  $t = 1, 2, \dots, T$  do
4:   Draw a mini-batch  $S_t$  from  $D$ 
5:   Compute the loss  $\mathcal{L}_{xe}(S_t; f_{\theta_t})$ 
6:    $Tr_t, \lambda_t \leftarrow 0, \phi$ 
7:   for  $i = 1, 2, \dots, p$  do
8:     Draw a vector  $v_i$ 
9:     Compute the gradient  $g_i$  of the loss  $\mathcal{L}_{xe}$ 
10:    Compute the Hessian matrix  $H_i$  along  $v_i$ 
11:    Compute their eigenvalues  $\lambda_i$  and trace  $Tr_i$ 
12:     $Tr_t, \lambda_t \leftarrow Tr_t + Tr_i, \lambda_t + \lambda_i$ 
13:  end for
14:   $Tr_t, \lambda_t \leftarrow (1/p)Tr_t, (1/p)\lambda_t$ 
15:  if  $\text{Median}(\lambda_t) > \tau$  then
16:     $\mathcal{L}_{tot} \leftarrow \mathcal{L}_{xe}(S_t; f_{\theta_t}) + \alpha * Tr_t$ 
17:  else
18:     $\mathcal{L}_{tot} \leftarrow \mathcal{L}_{xe}(S_t; f_{\theta_t})$ 
19:     $\tau \leftarrow \text{Median}(\lambda_t)$ 
20:  end if
21:  Compute the gradient  $g_t$  of  $\mathcal{L}_{tot}$ 
22:   $\theta_{t+1} \leftarrow \theta_t + \eta \cdot g_t$ 
23: end for
24: return a trained model  $f_\theta$ 

```

In each mini-batch (line 3–22):

(line 3–5, 20–21) We compute the loss \mathcal{L} of a model f_{θ_t} and update the model parameters θ_t with its gradient g_t . This

step is the same as the original mini-batch SGD.

(line 6–13) In this step, we compute the Hessian trace and eigenvalues with respect to the model parameters θ_t . Computing the full Hessian is computationally expensive; we approximate them using single step of the Hutchinson’s method (Hutchinson, 1989), following the technique employed in prior work (Yao et al., 2020b; 2021a)

Suppose the Hessian $H \in \mathbb{R}^{d \times d}$ and random vector $v \in \mathbb{R}^d$ satisfying $\mathbb{E}[vv^T] = \mathbf{I}$. v is drawn from Rademacher distribution which ensures half of the discrete probabilities are positive and the other half is negative ($P(v = \pm 1) = 1/2$). d denotes the total number of parameters. In Hutchinson’s method, the Hessian trace over a set of random vectors is:

$$Tr(H) = \mathbb{E}[v^T H v] = \frac{1}{p} \sum_{i=1}^p v_i^T H v_i$$

where p is the number of random vectors used to approximate. We can obtain $v^T H v$ by computing the gradient of the loss function \mathcal{L} twice as follows:

$$v^T H v = v^T \cdot \frac{\partial}{\partial \theta} \left(\frac{\partial \mathcal{L}}{\partial \theta} \right) \cdot v$$

We follow the prior work (Yao et al., 2020b) to compute set of Top- p eigenvalues λ_p as follows:

$$\lambda_p = \frac{v_i^T H v_i}{\|v_i^T\|} \quad \text{for } i = 1, 2, \dots, p$$

(line 14–19) In our experiments, we find that minimizing the Hessian trace computed on all eigenvalues (equal to the total number of parameters) renders the training process computationally intractable as well as making the optimization process unstable. To address these issues, we first take the p -largest eigenvalues to compute the loss. There will be negligible impact since the eigenvalues consist of a few large values (representing the sharpest directions in the loss surface) and many smaller ones. To identify an effective p value, we compare the effectiveness of choosing 10–50 eigenvalues in minimizing a model’s sensitivity.

Table 1. Comparing our method using the Hessian trace from Top- p eigenvalues. Each row reports the average mean and standard deviations of the traces we compute over 1000 random samples, repeated five times across five different models.

p value	Test accuracy	Sensitivity
Standard training	98.55 ± 0.53	128.58 ± 61.85
Top-1 eigenvalue	98.37 ± 0.26	127.55 ± 34.51
Top-10 eigenvalues	98.16 ± 0.21	126.15 ± 63.59
Top-25 eigenvalues	97.96 ± 0.22	116.10 ± 53.77
Top-50 eigenvalues	98.92 ± 0.20	86.94 ± 38.93

Table 1 summarizes our findings. We train MNIST models and measure the sensitivity by computing the Hessian trace on a trained model. We find that, when we use Top-50 of the eigenvalues, this results in the highest average accuracy of 98.92% and the lowest sensitivity (86.94%). We thus use the Top-50 eigenvalues for the rest of our paper. To stabilize the training process, we also track the trace values over the course of training and only regularize the model when the trace computed for a mini-batch is greater than the average trace values observed previously. These two strategies we employ help stabilize our training and allowing us to achieve reasonable performance and reduced model sensitivity.

3.3. Evaluation Metrics

We introduce our evaluation metrics here to establish a clear framework for assessing our approach’s effectiveness. In our evaluation of resilience against individual, single-bit corruptions (Hong et al., 2019), we first define the *distribution plot*, which counts the number of bits in a model’s memory representation that, when flipped, lead to the relative accuracy drop (RAD) specified on the x-axis. RAD is defined as $(A_c - A_p)/A_c$, where A_c represents the classification accuracy of a model on a test set and A_p denotes the accuracy of the model under parameter corruptions.

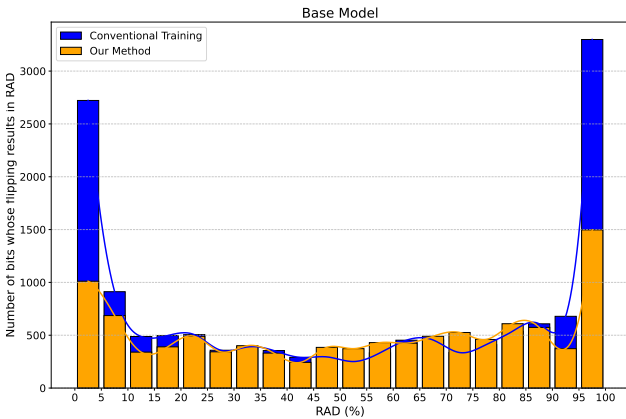


Figure 1. The distribution plots showing the number of bits in a DNN’s parameters whose flipping results in RAD on the x-axis.

Figure 1 shows example distribution plots contrasting the two MNIST models, one trained with our training method and the other not. We flip each bit individually and record RAD. We use a 5% granularity in RAD on the x-axis for our plots. The plots show that our training method reduce the total number of bits whose flipping result in RADs and also decrease the number of bit-flips leading to a 95–100% RAD. By using this plot, we gain a deeper understanding of the severity and impact of parameter perturbations before and after the application of our training algorithm.

We also define an *erratic parameter* as one where a single-bit error results in a RAD over 10%. We use this threshold

because most prior work considers a 10% RAD significant.

Moreover, we count the number of bit-flips required to achieve a malicious objective, such as complete accuracy depletion ($\text{RAD} > 90\%$), to assess our model’s resilience against multi-bit corruption attacks (Rakin et al., 2020).

3.4. Comparison with Prior Approaches

Next we empirically evaluate the effectiveness of our training approach compared to existing methods designed to train models with reduced sharpness. We compare against three representative methods: (1) ℓ_2 -regularization, which has been shown empirically to reduce the sharpness of a model in literature (Wu et al., 2020); (2) AdaHessian (Yao et al., 2021a), a second-order optimizer demonstrated to be effective in reducing the sharpness; and (3) Sharpness-aware minimization (SAM) (Foret et al., 2021), a training method specifically designed to reduce the sharpness.

Methodology. We train MNIST and CIFAR-10 models and measure the accuracy and sensitivity. For each model, we compute the Hessian trace five times on 1000 randomly chosen training samples. For each method, we run training five times and report the average. Because in MNIST, we find that SGD struggles with optimizing our second-order objective across the hyperparameters we use, we use the RMSProp optimizer to benefit from a dynamic learning rate. We choose the base learning rate and regularization coefficient α from $\{1, 0.1, 0.01, 0.001, 0.0001\}$, batch size from $\{32, 64\}$, and the number of Hutchinson’s steps for trace approximation from $\{1, 50, 100, 1000\}$. Through extensive hyper-parameter search, we find that using only a single step to compute the Hessian trace is the most effective.

Table 2. Comparison to existing training methods. We compare the accuracy and the sensitivity from existing approaches to our method. The metrics are computed across five different models, and the sensitivity are computed over 1000 samples randomly chosen from the training data. We set p to 50.

Training Method	MNIST		CIFAR10	
	Acc.	Sensitivity	Acc.	Sensitivity
Baseline	98.90	123.68 \pm 63.79	92.43	3808.91 \pm 803.19
L2-Regularization	97.30	128.23 \pm 52.42	91.72	4117.33 \pm 1032.42
AdaHessian	98.88	126.67 \pm 70.82	92.68	3717.55 \pm 931.80
SAM	97.15	134.08 \pm 75.04	92.15	3676.89 \pm 899.82
Ours (Min-max)	98.65	128.72 \pm 68.50	92.34	3571.88 \pm 924.67
Ours (α to 10^{-4})	98.78	126.67 \pm 70.82	92.58	3543.33 \pm 952.44
Ours (α to 1)	98.92	86.94 \pm 38.93	—	—
Ours (α to 10^{-2})	—	—	92.71	2729.53 \pm 762.94

Results. Table 2 summarizes our results. We show that compared to existing approaches, our method is more effective in reducing a model’s sensitivity. We also employ two techniques to smooth out the Hessian regularization loss Tr_t that is fluctuating over training epochs: (1) Min-max optimization: normalizing the loss based on the

min and max values of the eigenvalues λ_t as: $Tr_{t_{norm}} = Tr_t - \min(\lambda_t)/\max(\lambda_t) - \min(\lambda_t)$, where Tr denotes the Hessian trace and t denotes the current step; and (2) the technique that only considers the loss when its value is greater than the one τ observed in the previous epoch (see line 14–19 in Algorithm 1). We additionally use this approach to determine and compare the impact of regularization coefficient α , and we show that setting α to one for MNIST and to α to 10^{-2} for CIFAR-10 achieves the lowest sensitivity. For the rest of our experiments, we use this training configurations.

Table 3. Contrasting our approach to existing second-order training methods. BaseNet is trained on MNIST using AdaHessian, SAM, HERO (Yang et al., 2022), and our method. Column 4 reports the number of erratic parameters and column 6 their ratio to the total number of model parameters.

Training Method	Acc.	# Tot. Params	Erratic Params	Ratio
Baseline	98.73%	21,840	10,544	48.27%
AdaHessian	98.88%		10,473	47.72%
SAM	97.15%		10,621	48.63%
HERO	98.27%		10,274	47.04%
Ours	98.66%		8,482	38.83%

Moreover, we evaluate the effectiveness of these training approaches in enhancing a model’s resilience to bitwise corruptions. Table 3 compares the reduction in the number and ratio of erratic parameters for each method relative to the standard training baseline. We also include a comparison with HERO (Yang et al., 2022), a method specifically designed to train models with guarantees against bounded, small perturbations. We find that all the existing approaches reduce the number of erratic parameters by only a small margin (0–1.4%), whereas ours achieves a 10% reduction without any substantial accuracy drop. Interestingly, HERO, designed to enhance resilience to bounded, small perturbations, offers only marginal resilience to bitwise corruptions.

4. Empirical Evaluation

We now comprehensively evaluate our training method.

4.1. Experimental Setup

Datasets. We use three image classification benchmarks: MNIST (LeCun et al., 2010), CIFAR-10 (Krizhevsky, 2009), and ImageNet (Russakovsky et al., 2015).

Models. We run our evaluation with four different DNNs. For MNIST, we use two feed-forward DNNs: one with two convolutional layers and two fully-connected layers, and LeNet (Lecun et al., 1998). For CIFAR-10 and ImageNet, we consider DNN architectures popular in the community, including ResNets (He et al., 2016) and a Transformer-based model, DeiT-Tiny (Touvron et al., 2021).

Metrics. We employ the metrics introduced in §3.3. Against

individual single-bit corruptions, we compare the number of erratic parameters and the total number of bits whose flipping results in a specific RAD range, as illustrated in the distribution plot. We also compare the number of bit-flips required to achieve a malicious objective to assess the enhanced resilience to parameter corruptions. Please refer to Appendix A for details on our experimental setup.

4.2. Quantifying Enhanced Model Resilience

We quantitatively analyze the resilience of models produced by our method to bitwise corruptions to its parameters.

Methodology. We first evaluate our models against an adversary capable of inducing individual, single-bit corruptions in memory. In most cases, practical fault-injection attacks like Rowhammer, are typically limited to flipping fewer than 10–20 bits in secure DRAM modules (Jattke et al., 2022), this evaluation reflects a model’s sensitivity under the worst-case scenario of bitwise corruption (a single bit-flip). We then extend our evaluation to adversaries capable of inducing multi-bit corruptions in memory (Rakin et al., 2020). Unlike the single-bit attackers, this scenario reflects the attacker continuously flipping bits in memory until they achieve a desirable accuracy drop, e.g., 90% in RAD.

We individually test all 32 possible bit-flips in each model parameters for MNIST models (BaseNet and LeNet). However, conducting the same analysis for CIFAR-10 and ImageNet models is computationally infeasible, e.g., it takes 503 days to test all the bits in ResNet18 for CIFAR-10. We thus employ the speed-up techniques proposed by Hong et al. (2019). Because the bits most likely to cause substantial accuracy drops are the MSBs of the exponents, we focus on examining the exponent bits for CIFAR-10 and only the MSB of the exponents for ImageNet. In ImageNet, for ResNet50, we test a randomly chosen 50% of parameters in all the convolutional layers and all the parameters in the fully-connected layers. We test all MSBs of the exponent of our transformer model.

Results. Table 4 summarizes our results. We first note that our Hessian-aware training preserves model accuracy. In all cases, the Acc. columns show that, there are negligible differences in Top-1 classification accuracy between the baseline models and those trained with our method. More importantly, our approach reduces the number of erratic parameters by 6.5–12.0%: In MNIST models, we observe a 10% reduction, while the reduction is 6.5–6.8% in the CIFAR-10 and ImageNet models. We attribute this difference in reductions to the smaller number of erratic parameters in CIFAR-10 and ImageNet models, which shows 3–8% fewer erratic parameter ratios compared to MNIST models. Surprisingly, for the ImageNet models, even if we employ a training strategy that fine-tunes only the last fully-connected layer, (the most sensitive layer), our method still enhances

Table 4. Enhanced resilience of models trained with our method. We compare the resilience of models trained with our method (*Ours*) to those trained without (*Baseline*) against a single-bit error in their parameters. # Params are # Bits are the total number of parameters and bits examined, and *Acc.* and *Err.* refers to accuracy and erratic, respectively. Δ is the reduction in erratic parameter ratios.

Task	DNN	# Params	# Bits	Baseline			Ours			
				Acc.	Err. Params	Ratio	Acc.	Err. Params	Ratio	Δ
MNIST	BaseNet	21,840	0.69M	98.73	10,544	48.27%	98.66	8,482	38.83%	-9.44%
	LeNet	44,470	1.4M	99.61	20,712	46.57%	98.91	15,383	34.59%	-11.98%
CIFAR-10	ResNet18	11M	88M	92.43	4.4M	40.12%	93.68	3.7M	33.6%	-6.52%
ImageNet	ResNet50	13.79M	13.79M	76.13	5.3M	43.35%	75.09	4.5M	36.59%	-6.76%
	DeiT-tiny	4.5M	4.5M	72.19	1.9M	43.67%	71.93	1.6M	36.84%	-6.83%

their resilience to individual, single-bit corruptions by 6.8%.

We also summarize our results on the multi-bit corruption adversary (Rakin et al., 2019) in Table 5. This attack uses the progressive bit-search that iteratively identifies the bit that maximizes performance degradation while minimizing the number of bitwise errors needed. To be consistent with the results from the original study, we evaluate our method on ImageNet models and use their attack configurations. We report the number of bit-flips required to make the model to a random output generator (0.1% accuracy).

Table 5. Resilience of our models against multi-bit corruptions. We report the Top-1 accuracy of the models, along with the number of bit-flips required to reduce their accuracy to 0.1%.

Task	Model	Acc.	# Bit-flips Needed	
			(Baseline)	(Ours)
ImageNet	ResNet18	69.57	13	31
	ResNet50	75.33	11	29

We show that models trained with our method require $2-3\times$ more bit-flips to achieve a 0.1% accuracy. The original study observes that DNNs with flatter loss landscapes requires more bit-flips to degrade their performance significantly. Our findings align with this observation; however, our models exhibit an even flatter loss landscape than those examined in the study, which we believe contributes to their comparatively greater resilience against their attack.

4.3. Characterization of the Enhanced Model Resilience

We delve deeper into how various properties of a model influence its resilience to bitwise errors in parameters.

Visualizing the loss landscape. We first analyze whether the models trained with our method have a *flatter* loss surface than the baselines. We adopt the visualization technique proposed by Li et al. (2018): We choose two random vectors with the same dimension as that of a model’s parameters and incrementally increase the perturbations to each direction to the parameters while measuring the loss value of the perturbed model. Figure 2 shows the loss landscape computed for each layer of the LeNet models trained on MNIST. From

left to right, we visualize the five layers from the input.

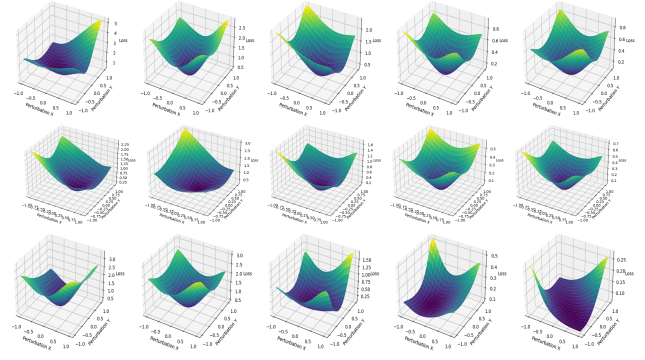


Figure 2. Visualizing LeNet’s loss landscapes. From top to bottom, each row corresponds to standard training, HERO (Yang et al., 2022), and our method. From left to right, we visualize the first two convolutional layers and the three fully-connected layers.

We show that our method effectively reduces the sharpness across all layers, particularly for the layers close to the output. In the last three columns of the figure, which corresponds to the fully-connect layers, we observe that the loss curvatures become flatter compared to other layers. However, we also find that our approach is less effective at reducing the sharpness of the layers close to the input (the first two convolutional layers). Model parameters closer to the output layers are more prone to causing drastic changes in loss values when subjected to variations. Thus, our method focuses on minimizing the sharpness of these layers.

Enhanced resilience in convolutional layers vs. fully-connected layers. Our previous analysis of the loss surfaces shows that the method tends to reduce the sensitivity (i.e., sharpness) of the later layers. Since most feed-forward neural networks have convolutional layers followed by fully connected layers for classification, we analyze whether the resilience has indeed increased in the fully connected layers. Table 6 summarizes our findings. Across all models, we observe that the reduction in the ratio of erratic parameters in fully connected layers is 2.4–13.4% greater than that in convolutional layers. Particularly, for the ResNet18 trained on CIFAR-10, our Hessian-aware training reduces

Table 6. Comparing the effectiveness of our approach in convolutional (Conv.) and fully-connected (FC) layers. Ours refers to the models trained with our approach, while Baseline is to the models trained without. In Column 4, we show the # of parameters in Conv or FC layers, with the parenthesis indicating their ratio in each model. All other numbers show erratic parameters and their ratios. The last two columns are the reduction in the two metrics. For ResNet50 conv layer, \dagger refers to 50% sampled parameters.

Task	Model	Layers	# Params	Baseline		Ours		Δ	
				Err. Params	Ratio	Err. Params	Ratio	Err. Params	Ratio
MNIST	BaseNet	Conv.	5,280 (24.2%)	3,003	56.87%	2,695	51.04%	-308	-5.83%
		FC	16,560 (75.8%)	7,544	45.55%	5,811	35.09%	-1,733	-10.46%
	LeNet	Conv.	2,616 (5.9%)	1,719	65.71%	1,475	56.38%	-244	-9.33%
		FC	41,854 (94.1%)	20,013	47.81%	14,903	35.61%	-5,110	-12.20%
CIFAR-10	ResNet18	Conv.	11.2M (99.7%)	4.4M	40.07%	3.7M	33.57%	-0.7M	-6.50%
		FC	5,120 (0.03%)	2,297	44.86%	1,321	25.80%	-976	-19.06%
ImageNet	ResNet50	Conv.	\dagger 23.5M (53.5%)	4,516,162	38.23%	3,802,648	32.19%	-713,514	-6.04%
		FC	2.04M (46.5%)	766,940	37.59%	656,493	32.18%	-110,447	-5.40%

the erratic parameter ratio by 19.1%. This result implies that network architectures with many fully connected layers, such as BaseNet or LeNet, can benefit more from our method. However, architectures like ResNets, composed of 99% of convolutional layers followed by one or two fully connected layers, may experience a reduced benefit.

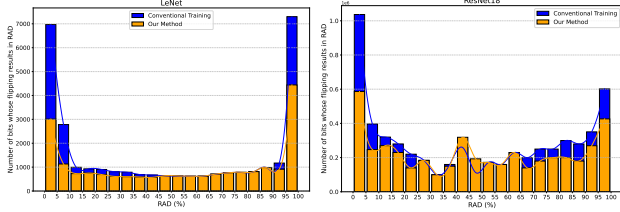


Figure 3. The distribution plots computed on LeNet in MNIST (left) and ResNet18 on CIFAR10 (right).

Reduction in erratic bits. To gain a deeper insight into the enhanced resilience by our approach, we contrast the distribution plots between two models: one trained with our method or the other without. Figure 3 shows the plots from the LeNet (left) and ResNet18 (right) models. Please see Appendix B for the plots from the ImageNet models. In both models, our approach significantly reduces the number of erratic bits in two regions: (1) bits whose flipping causes substantial performance loss (90–100% RAD) and (2) bits whose corruption result in small accuracy drops (0–10% RAD). This implies that our method reduces the likelihood of a model’s performance degrading to a random output generator by 25–50%, caused by a single bit-flip.

4.4. Synergy with Existing Defenses

In this section, we further demonstrate the synergy achieved by integrating system-level defenses proposed in the community with models trained with our method.

NeuroPot (Liu et al., 2023) injects honey (or decoy) neurons into a model at locations likely to be targeted by an adversary, without causing any significant accuracy drop.

Once these honey neurons are injected, the defense needs system-level supports, such as an additional checksum modules or a secure memory area, such as TEEs, to store the original parameters, for detection and recovery. Because our method reduces the number of erratic parameters, NeuroPot could benefit by requiring fewer honey neurons. Table 7 summarizes the benefits of combining NeuroPot with models trained with our method. We utilize LeNet for MNIST, ResNet18 for CIFAR-10, and ResNet50 for ImageNet.

Table 7. Synergy with NeuroPot. We report the number of honey neurons ($\# h_n$) and the number of bit-flips ($\# bits$) required to cause an accuracy drop over 10%, averaged over 5 runs.

Model	Baseline			Ours				
	Acc.	$\# h_n$	$\# bits$	Acc.	$\# h_n$	$\# bits$	$\# h_n$	$\# bits$
LeNet	99.32	25	11 \pm 2	99.47	25	21 \pm 4	10	12 \pm 2
ResNet18	92.17	50	15 \pm 3	92.13	50	34 \pm 3	20	15 \pm 4
ResNet50	76.09	150	17 \pm 3	76.01	150	31 \pm 5	30	16 \pm 4

NeuroPot, when combined with our method, enhances the resilience or reduces space complexity. If the number of honey neurons ($\# h_n$) is fixed, models trained with our method require twice as many bit-flips ($\# bits$) to cause a 10% accuracy drop compared to the baselines. If an adversary is allowed to cause a 10% accuracy drop with the same $\# bits$, our models need 60–80% fewer honey neurons, thereby improving inference time and storage efficiency. For instance, reducing to 30 h_n in the ResNet50 ImageNet model decreases inference time by 55.9% (0.37s vs. 0.84s) and storage overhead by 65% (34KB vs. 99KB).

RADAR (Li et al., 2021) is a checksum-based defense, which stores *golden signature* for a group of weights and compares this signature at runtime with the current model signature. We adapt this scheme to store the golden signature of erratic parameters, further enhancing resilience at runtime. In our evaluation, we use two models: ResNet20 for CIFAR-10 and ResNet18 for ImageNet. We use the group sizes specified in the original study—8 for ResNet20 and 512 for ResNet18. Table 8 shows our results.

Table 8. **Synergy with RADAR.** We report the accuracy after 15 random bit-flips (3rd and 5th columns) and the accuracy after the recovery using RADAR (4th and 6th columns).

Model	Initial Acc.	Baseline		Ours	
		Acc.	Recovery	Acc.	Recovery
ResNet20	90.13	18.01	81.13	27.93	88.23
ResNet18	69.34	0.19	60.18	15.29	64.88

We demonstrate the synergy of our method when combined with RADAR. With RADAR, models trained with our method achieve better accuracy recovery—88.23% for ResNet20 and 64.88% for ResNet18—compared to baseline models, which recover 81.13% and 60.18%, respectively.

Table 9. **Impact of RADAR configurations on runtime and space complexity.** G denotes the group size and Acc. Rec. refers to the accuracy recovery achieved using RADAR scheme. Inference time is measured in milliseconds (ms), and space complexity is measured in kilobytes (kB).

Model	Baseline				Ours			
	G	Acc. Rec.	Time	Space	G	Acc. Rec.	Time	Space
ResNet20	8	81.13	0.06ms	8.2kB	64	80.93	0.02ms	3.2kB
ResNet18	512	60.18	3.32ms	5.6kB	1024	59.47	1.86ms	2.95kB

Our method further enhances the inference overhead and space complexity. Table 9 shows our results. For example, on ResNet20 trained on CIFAR-10, increasing the group size by $4\times$ to 64 results in a reduced accuracy recovery of 80.93%, which is still comparable to the baseline model’s runtime recovery (81.13%). But, the choice offers significant benefits: a 69% reduction in both runtime and space complexity compared to the baseline CIFAR-10 model.

5. Discussion

Increase in computational demands. We evaluate the overhead of our training method in terms of actual training wall-time measured in PyTorch on a NVIDIA Tesla V100 GPU. In Appendix E we present our results. The Hessian-aware training incurs overhead that scales with the size of the model; a $4\text{--}6\times$ times increase in computations for MNIST models, and a $10\times$ times increase in overhead for CIFAR-10 models. Existing works utilizing second-order properties during training take a completely different approach compute the Hessian and its eigenvalues: they employ weight perturbations (Foret et al., 2021) or only the trace approximation (Yao et al., 2021a) to minimize sharpness of the loss landscape. The increase in computation in our approach is primarily attributed to the large Hessian and eigenvalues we need to compute with respect to model parameters, which is not optimized for popular deep-learning frameworks. To reduce the computational overhead during training, we employ a layer sampling technique. As prior

work identifies the last layers to be most susceptible to bit-wise errors (Hong et al., 2019), we believe only computing Hessian trace on last few layers can aid resilient model training. Our results for large-scale models, such as ResNet50 in ImageNet, show that this technique significantly reduces the computational overhead from $10\times$ times to $1.18\times$ times, being equally effective in enhancing model resilience.

Hardware-level defenses. Many hardware-level defenses are designed to mitigate RowHammer (Kim et al., 2014), a software-induced attack that causes a targeted DRAM row to leak capacitance by repeatedly accessing its neighboring rows. Kim et al. (2014) have proposed a defense that proactively refreshes rows that are frequently accessed, as they are at higher risk of being targeted by the attack. Panopticon (Bennett et al., 2021) leverages a similar idea: it employs hardware counters for each data row in DRAM and refreshes the rows when the counter reaches a predefined threshold. Instead of refreshing the rows at high risks, Saileshwar et al. (2022) propose swapping them with safe memory regions. Di Dio et al. (2023) use the error correction codes as a mechanism for triggering such swapping. DRAM-Locker (Zhou et al., 2023b) leverages a lock-table in SRAM. If the addresses of the high-risk rows are stored in the lock-table, any access this addresses without the unlock command will be denied. These defenses mainly protect data rows at high risk of being targeted. Our work reduces the number of data rows in a model whose perturbations lead to significant accuracy loss, and therefore, potentially decreasing their runtime and space overheads. However, we note that existing hardware-level defenses require infrastructure changes or additional hardware components.

6. Conclusion

Our work presents a training algorithm designed to reduce a model’s sensitivity to parameter variations, thereby enhancing its resilience to bitwise corruptions in model parameters. We focus on the model’s second-order property, the Hessian trace, and develop an objective function to directly minimize it during training. We extensively compare our approach with existing methods for improving model resilience and demonstrate its effectiveness. We evaluate our approach by testing a model’s performance under both single-bit and multi-bit parameter corruptions in memory. Our method reduces the number of erratic parameters by 6–12%, and decreases those causing a 90–100% RAD drop by 20–50%. We also increase the number of bit-flips required by a multi-bit adversary to induce substantial accuracy drops. Moreover, we demonstrate the synergy when combined with system-level defenses to protecting models against parameter-corruption attacks. We hope our work will inspire future work on the safe deployment of deep neural networks in emerging computing platforms.

Acknowledgement

This work is partially supported by the Samsung Global Research Outreach (GRO) program. The findings and conclusions in this work are those of the author(s) and do not necessarily represent the views of the funding agency.

Impact Statement.

This paper presents a hessian-based DNN training approach to enhancing the inherent resilience of a DNN model to unbounded bitwise errors frequently observed in emerging hardware devices. By exploring Hessian-based training and evaluating their efficacy across various datasets and architectures, this work significantly advances understanding and mitigation of hardware-induced vulnerabilities in DNNs. The proposed methodology not only improves the resilience of the models but also bridges critical gaps in deploying machine learning systems in error-prone devices. This research has potential implications for industries relying on error-prone hardware where resilience to hardware perturbations is paramount. By ensuring reliable performance under challenging conditions, our work contributes to the broader adoption of DNNs across diverse fields, fostering innovation and reliability in next-generation computing systems.

References

- Sanghyun Hong, Pietro Frigo, Yiğitcan Kaya, Cristiano Giuffrida, and Tudor Dumitraş. Terminal brain damage: Exposing the graceless degradation in deep neural networks under hardware fault attacks. In *28th USENIX Security Symposium (USENIX Security 19)*, pages 497–514, 2019.
- Adnan Siraj Rakin, Zhezhi He, and Deliang Fan. Bit-flip attack: Crushing neural network with progressive bit search. In *Proceedings of the IEEE/CVF International Conference on Computer Vision*, pages 1211–1220, 2019.
- Fan Yao, Adnan Siraj Rakin, and Deliang Fan. Deep-Hammer: Depleting the intelligence of deep neural networks through targeted chain of bit flips. In *29th USENIX Security Symposium (USENIX Security 20)*, pages 1463–1480. USENIX Association, August 2020a. ISBN 978-1-939133-17-5. URL <https://www.usenix.org/conference/usenixsecurity20/presentation/yao>.
- Jiawang Bai, Baoyuan Wu, Zhifeng Li, and Shu-Tao Xia. Versatile weight attack via flipping limited bits. *IEEE Transactions on Pattern Analysis and Machine Intelligence*, 2023.
- Kunbei Cai, Md Hafizul Islam Chowdhury, Zhenkai Zhang, and Fan Yao. Seeds of seed: Nmt-stroke: Diverting neural machine translation through hardware-based faults. In *2021 International Symposium on Secure and Private Execution Environment Design (SEED)*, pages 76–82. IEEE, 2021.
- Adnan Siraj Rakin, Zhezhi He, Jingtao Li, Fan Yao, Chaitali Chakrabarti, and Deliang Fan. T-bfa: Targeted bit-flip adversarial weight attack. *IEEE Transactions on Pattern Analysis and Machine Intelligence*, 44(11):7928–7939, 2021a.
- Huili Chen, Cheng Fu, Jishen Zhao, and Farinaz Koushanfar. Proflip: Targeted trojan attack with progressive bit flips. In *Proceedings of the IEEE/CVF International Conference on Computer Vision (ICCV)*, pages 7718–7727, October 2021.
- Kunbei Cai, Md Hafizul Islam Chowdhury, Zhenkai Zhang, and Fan Yao. DeepVenom: Persistent DNN Backdoors Exploiting Transient Weight Perturbations in Memories. In *2024 IEEE Symposium on Security and Privacy (SP)*, pages 2067–2085, Los Alamitos, CA, USA, May 2024. IEEE Computer Society. doi: 10.1109/SP54263.2024.00223. URL <https://doi.ieeecomputersociety.org/10.1109/SP54263.2024.00223>.
- Adnan Siraj Rakin, Zhezhi He, and Deliang Fan. Tbt: Targeted neural network attack with bit trojan. In *Proceedings of the IEEE/CVF Conference on Computer Vision and Pattern Recognition*, pages 13198–13207, 2020.
- Adnan Siraj Rakin, Md Hafizul Islam Chowdhury, Fan Yao, and Deliang Fan. Deepsteal: Advanced model extractions leveraging efficient weight stealing in memories. In *2022 IEEE Symposium on Security and Privacy (SP)*, pages 1157–1174, 2022. doi: 10.1109/SP46214.2022.9833743.
- Tanj Bennett, Stefan Saroiu, Alec Wolman, and Lucian Cojocar. Panopticon: A complete in-dram rowhammer mitigation. In *Workshop on DRAM Security (DRAMSec)*, volume 22, page 110, 2021.
- Adnan Siraj Rakin, Li Yang, Jingtao Li, Fan Yao, Chaitali Chakrabarti, Yu Cao, Jae-sun Seo, and Deliang Fan. Ra-bnn: Constructing robust & accurate binary neural network to simultaneously defend adversarial bit-flip attack and improve accuracy. *arXiv preprint arXiv:2103.13813*, 2021b.
- Jingtao Li, Adnan Siraj Rakin, Zhezhi He, Deliang Fan, and Chaitali Chakrabarti. Radar: Run-time adversarial weight attack detection and accuracy recovery. In *2021 Design, Automation & Test in Europe Conference & Exhibition (DATE)*, pages 790–795, 2021. doi: 10.23919/DATE51398.2021.9474113.

- Andrea Di Dio, Koen Koning, Herbert Bos, and Cristiano Giuffrida. Copy-on-flip: Hardening ecc memory against rowhammer attacks. In *NDSS*, 2023.
- Ranyang Zhou, Sabbir Ahmed, Adnan Siraj Rakin, and Shaahin Angizi. Dnn-defender: An in-dram deep neural network defense mechanism for adversarial weight attack. *arXiv preprint arXiv:2305.08034*, 2023a.
- Ranyang Zhou, Sabbir Ahmed, Arman Roohi, Adnan Siraj Rakin, and Shaahin Angizi. Dram-locker: A general-purpose dram protection mechanism against adversarial dnn weight attacks. *arXiv preprint arXiv:2312.09027*, 2023b.
- Qi Liu, Jieming Yin, Wujie Wen, Chengmo Yang, and Shi Sha. NeuroPots: Realtime proactive defense against Bit-Flip attacks in neural networks. In *32nd USENIX Security Symposium (USENIX Security 23)*, pages 6347–6364, Anaheim, CA, August 2023. USENIX Association. ISBN 978-1-939133-37-3. URL <https://www.usenix.org/conference/usenixsecurity23/presentation/liu-qi>.
- Jialai Wang, Ziyuan Zhang, Meiqi Wang, Han Qiu, Tianwei Zhang, Qi Li, Zongpeng Li, Tao Wei, and Chao Zhang. Aegis: Mitigating targeted bit-flip attacks against deep neural networks. In *32nd USENIX Security Symposium (USENIX Security 23)*, pages 2329–2346, Anaheim, CA, August 2023. USENIX Association. ISBN 978-1-939133-37-3. URL <https://www.usenix.org/conference/usenixsecurity23/presentation/wang-jialai>.
- Zhewei Yao, Amir Gholami, Sheng Shen, Mustafa Mustafa, Kurt Keutzer, and Michael Mahoney. Adahessian: An adaptive second order optimizer for machine learning. In *proceedings of the AAAI conference on artificial intelligence*, volume 35, pages 10665–10673, 2021a.
- Pierre Foret, Ariel Kleiner, Hossein Mobahi, and Behnam Neyshabur. Sharpness-aware minimization for efficiently improving generalization. In *International Conference on Learning Representations*, 2021. URL <https://openreview.net/forum?id=6Tmlmposlrm>.
- Huanrui Yang, Xiaoxuan Yang, Neil Zhenqiang Gong, and Yiran Chen. Hero: Hessian-enhanced robust optimization for unifying and improving generalization and quantization performance. In *Proceedings of the 59th ACM/IEEE Design Automation Conference*, pages 25–30, 2022.
- Yoongu Kim, Ross Daly, Jeremie Kim, Chris Fallin, Ji Hye Lee, Donghyuk Lee, Chris Wilkerson, Konrad Lai, and Onur Mutlu. Flipping bits in memory without accessing them: An experimental study of dram disturbance errors. *ACM SIGARCH Computer Architecture News*, 42(3):361–372, 2014.
- Radhesh Krishnan Konoth, Marco Oliverio, Andrei Tatar, Dennis Andriesse, Herbert Bos, Cristiano Giuffrida, and Kaveh Razavi. ZebRAM: Comprehensive and compatible software protection against rowhammer attacks. In *13th USENIX Symposium on Operating Systems Design and Implementation (OSDI 18)*, pages 697–710, Carlsbad, CA, October 2018. USENIX Association. ISBN 978-1-939133-08-3. URL <https://www.usenix.org/conference/osdi18/presentation/konoth>.
- Kaveh Razavi, Ben Gras, Erik Bosman, Bart Preneel, Cristiano Giuffrida, and Herbert Bos. Flip feng shui: Hammering a needle in the software stack. In *25th USENIX Security Symposium (USENIX Security 16)*, pages 1–18, 2016.
- Yiding Jiang, Behnam Neyshabur, Hossein Mobahi, Dilip Krishnan, and Samy Bengio. Fantastic generalization measures and where to find them. In *International Conference on Learning Representations*, 2020. URL <https://openreview.net/forum?id=SJgIPJBFvH>.
- Rotem Mulayoff and Tomer Michaeli. Unique properties of flat minima in deep networks. In *International conference on machine learning*, pages 7108–7118. PMLR, 2020.
- Hao Li, Zheng Xu, Gavin Taylor, Christoph Studer, and Tom Goldstein. Visualizing the loss landscape of neural nets. *Advances in neural information processing systems*, 31, 2018.
- Nitish Shirish Keskar, Dheevatsa Mudigere, Jorge Nocedal, Mikhail Smelyanskiy, and Ping Tak Peter Tang. On large-batch training for deep learning: Generalization gap and sharp minima. In *International Conference on Learning Representations*, 2017. URL <https://openreview.net/forum?id=HloyRlygg>.
- Behnam Neyshabur, Srinadh Bhojanapalli, David McAllester, and Nati Srebro. Exploring generalization in deep learning. *Advances in neural information processing systems*, 30, 2017.
- C. Bekas, E. Kokiopoulou, and Y. Saad. An estimator for the diagonal of a matrix. *Appl. Numer. Math.*, 57(11–12): 1214–1229, nov 2007. ISSN 0168-9274. doi: 10.1016/j.apnum.2007.01.003. URL <https://doi.org/10.1016/j.apnum.2007.01.003>.
- Z. Dong, Z. Yao, A. Gholami, M. Mahoney, and K. Keutzer. Hawq: Hessian aware quantization of neural networks with mixed-precision. In *2019 IEEE/CVF International Conference on Computer Vision (ICCV)*, pages 293–302, Los Alamitos, CA, USA, nov 2019. IEEE Computer Society. doi: 10.1109/ICCV.2019.00038. URL <https://doi.ieeecomputersociety.org/10.1109/ICCV.2019.00038>.

- Zhen Dong, Zhewei Yao, Daiyaan Arfeen, Amir Gholami, Michael W Mahoney, and Kurt Keutzer. Hawq-v2: Hessian aware trace-weighted quantization of neural networks. In H. Larochelle, M. Ranzato, R. Hadsell, M.F. Balcan, and H. Lin, editors, *Advances in Neural Information Processing Systems*, volume 33, pages 18518–18529. Curran Associates, Inc., 2020. URL https://proceedings.neurips.cc/paper_files/paper/2020/file/d77c703536718b95308130ff2e5cf9ee-Paper.pdf.
- Zhewei Yao, Zhen Dong, Zhangcheng Zheng, Amir Gholami, Jiali Yu, Eric Tan, Leyuan Wang, Qijing Huang, Yida Wang, Michael Mahoney, and Kurt Keutzer. Hawq-v3: Dyadic neural network quantization. In Marina Meila and Tong Zhang, editors, *Proceedings of the 38th International Conference on Machine Learning*, volume 139 of *Proceedings of Machine Learning Research*, pages 11875–11886. PMLR, 18–24 Jul 2021b. URL <https://proceedings.mlr.press/v139/yao21a.html>.
- Michael F Hutchinson. A stochastic estimator of the trace of the influence matrix for laplacian smoothing splines. *Communications in Statistics-Simulation and Computation*, 18(3):1059–1076, 1989.
- Zhewei Yao, Amir Gholami, Kurt Keutzer, and Michael W Mahoney. Pyhessian: Neural networks through the lens of the hessian. In *2020 IEEE international conference on big data (Big data)*, pages 581–590. IEEE, 2020b.
- Dongxian Wu, Shu-Tao Xia, and Yisen Wang. Adversarial weight perturbation helps robust generalization. In H. Larochelle, M. Ranzato, R. Hadsell, M.F. Balcan, and H. Lin, editors, *Advances in Neural Information Processing Systems*, volume 33, pages 2958–2969. Curran Associates, Inc., 2020. URL https://proceedings.neurips.cc/paper_files/paper/2020/file/1ef91c212e30e14bf125e9374262401f-Paper.pdf.
- Yann LeCun, Corinna Cortes, and CJ Burges. Mnist handwritten digit database. *ATT Labs [Online]*. Available: <http://yann.lecun.com/exdb/mnist>, 2, 2010.
- Alex Krizhevsky. Learning multiple layers of features from tiny images. Technical report, 2009.
- Olga Russakovsky, Jia Deng, Hao Su, Jonathan Krause, Sanjeev Satheesh, Sean Ma, Zhiheng Huang, Andrej Karpathy, Aditya Khosla, Michael Bernstein, Alexander C. Berg, and Li Fei-Fei. ImageNet Large Scale Visual Recognition Challenge. *International Journal of Computer Vision (IJCV)*, 115(3):211–252, 2015. doi: 10.1007/s11263-015-0816-y.
- Y. Lecun, L. Bottou, Y. Bengio, and P. Haffner. Gradient-based learning applied to document recognition. *Proceedings of the IEEE*, 86(11):2278–2324, 1998. doi: 10.1109/5.726791.
- Kaiming He, Xiangyu Zhang, Shaoqing Ren, and Jian Sun. Deep residual learning for image recognition. In *Proceedings of the IEEE conference on computer vision and pattern recognition*, pages 770–778, 2016.
- Hugo Touvron, Matthieu Cord, Matthijs Douze, Francisco Massa, Alexandre Sablayrolles, and Hervé Jégou. Training data-efficient image transformers & distillation through attention. In *International conference on machine learning*, pages 10347–10357. PMLR, 2021.
- Patrick Jattke, Victor Van Der Veen, Pietro Frigo, Stijn Gunter, and Kaveh Razavi. Blacksmith: Scalable rowhammering in the frequency domain. In *2022 IEEE Symposium on Security and Privacy (SP)*, pages 716–734. IEEE, 2022.
- Gururaj Saileshwar, Bolin Wang, Moinuddin Qureshi, and Prashant J Nair. Randomized row-swap: Mitigating row hammer by breaking spatial correlation between aggressor and victim rows. In *Proceedings of the 27th ACM International Conference on Architectural Support for Programming Languages and Operating Systems*, pages 1056–1069, 2022.
- Song Han, Jeff Pool, John Tran, and William Dally. Learning both weights and connections for efficient neural network. In C. Cortes, N. Lawrence, D. Lee, M. Sugiyama, and R. Garnett, editors, *Advances in Neural Information Processing Systems*, volume 28. Curran Associates, Inc., 2015. URL https://proceedings.neurips.cc/paper_files/paper/2015/file/ae0eb3eed39d2bcef4622b2499a05fe6-Paper.pdf.
- Emile Fiesler, Amar Choudry, and H John Caulfield. Weight discretization paradigm for optical neural networks. In *Optical interconnections and networks*, volume 1281, pages 164–173. SPIE, 1990.
- Yann LeCun, John Denker, and Sara Solla. Optimal brain damage. *Advances in neural information processing systems*, 2, 1989.
- Zhuang Liu, Jianguo Li, Zhiqiang Shen, Gao Huang, Shoumeng Yan, and Changshui Zhang. Learning efficient convolutional networks through network slimming. In *Proceedings of the IEEE international conference on computer vision*, pages 2736–2744, 2017.

A. Detailed Experimental Setup

Here we describe our experimental setup in detail. All experiments use Python v3.11.4¹ with Pytorch v2.1.0² and CUDA v12.1³ for GPU acceleration. We run our experiments on two systems: (1) a node with a 48-core Intel Xeon Processor, 768GB of memory, and 8 NVIDIA A40 GPUs. (2) a node with a 56-core Intel Xeon Processor, and 8 Nvidia Tesla H100 GPUs. We achieve a substantial speed-up in running our evaluation script by utilizing the parameter-level parallelism on the two systems.

We use the following hyper-parameters to train/fine-tune our models.

MNIST. We use a network architecture (Base) and LeNet in prior work (Hong et al., 2019). For regular training, we used an SGD optimizer with a learning rate of 0.1 (adjusting by 0.25 every 10 epochs), batch size of 64, and 0.8 momentum. We train our models for 40 epochs. To train the same network using our Hessian-aware training, we used λ (line 16 of algorithm 1) value of 1 as per our findings in table 2. We use the RMSProp optimizer, keeping all the other hyper-parameters the same as the regular training.

CIFAR-10. We use ResNet18. For the regular training of this model, we use SGD, 0.02 learning rate, 32 batch-size, 0.9 momentum. We train our models for 90 epochs. We adjust the learning rate by 0.5 every 15 epochs. We use the RMSProp optimizer and λ value of 10^{-2} to train the same model with our training method.

ImageNet. We take the ResNet50 architecture pretrained on ImageNet (available at Torchvision library⁴). Instead of retraining the ResNet50 from scratch, we fine-tune the model on the same ImageNet dataset. In fine-tuning, computing the Hessian matrix has a high computational demand. We thus leverage our previous observation and focus on the layers closer to the model output. We only compute Hessian eigenvalues and trace on the last layer and fine-tune the entire model using our training method. The hyper-parameters have been kept as Torchvision’s original training hyper-parameters⁵, but using the RMSProp optimizer. For fine-tuning the Diet-tiny ViT model on ImageNet, we use similar technique for hessian and eigenvalue computation. We take the pre-trained model from HuggingFace (available at ⁶) and fine-tune it using our approach. We adopt the original training setup from (Touvron et al., 2021), that uses batch size of 32, learning rate 0.1 and reducing by 0.1 every 30 epoch, momentum of 0.9, weight decay 10^{-4} and 90 epochs training cycle except we use the RMSProp optimizer. We experimentally found λ value of 10^{-3} to achieve better generalization for our ImageNet model.

B. Distribution Plot Computed on ImageNet Models

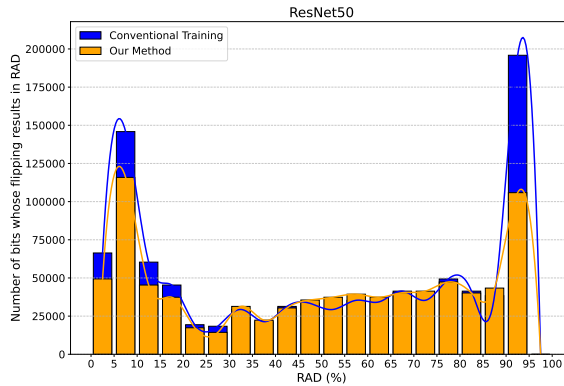


Figure 4. The distribution plot computed on ResNet50 in ImageNet. Note that our fine-tuning only computes the Hessian trace from the last layer.

We show the distribution plot computed on the ImageNet models in figure 4. We observe that fine-tuning the pre-trained

¹Python: <https://www.python.org>

²PyTorch: <https://pytorch.org/>

³CUDA: <https://developer.nvidia.com/cuda-downloads>

⁴Pre-trained PyTorch models: <https://pytorch.org/vision/stable/models.html>

⁵<https://github.com/pytorch/vision/tree/main/references/classification>

⁶DeiT-tiny: <https://huggingface.co/facebook/deit-tiny-patch16-224>

ResNet50 achieves an enhanced resilience to bitwise errors in parameters. It reduces the number of corruptions leading to an accuracy drop in the range between 0-30%. We also reduce the number of parameters whose bitwise error leads to an accuracy drop of over 90% by half. Our result on ImageNet is particularly interesting because, even if we do not train our model with the Hessian trace computed on the entire layers, we can offer enhanced resilience to a DNN model. While in MNIST and CIFAR-10 models, we see the number of parameters causing accuracy loss of 0–5%, in our fine-tuned ImageNet model, we find a greater number of parameters causing accuracy drops at 5–10% bin.

C. Visualizing Loss Landscapes of Layers with Residual Connections

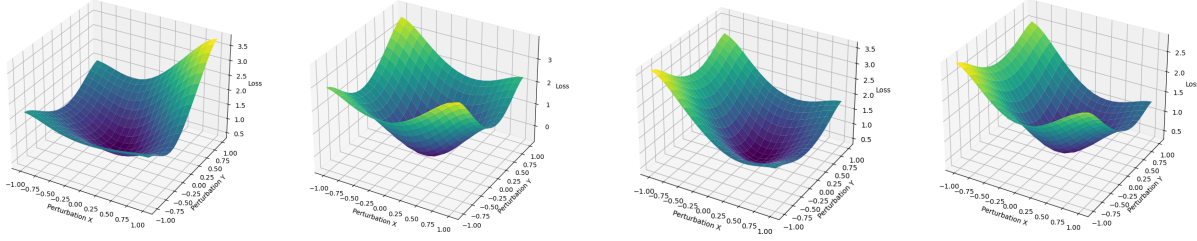


Figure 5. Comparing loss landscapes of the convolutional layers within a residual block. The left two are from the regularly-trained models, and the right ones are from those trained with our method.

Prior work (Li et al., 2018) has visually shown that convolutional layers with residual connections tend to have flatter loss surfaces. In such layers, we hypothesize that our approach is less effective in reducing the sensitivity. Figure 5 shows the loss landscapes from two convolutional layers in ResNet18 models trained on CIFAR-10. We observe that the loss landscapes visually look similar to each other, implying that our approach was less effective in reducing the Hessian trace of these layers. This does not mean that these layers are particularly susceptible to bitwise errors in parameters. On the other hands, these convolutional layers already have some resilience to bitwise errors in parameters.

D. Numerical Perturbations Causing Accuracy Drop over 10%

We further analyze how resilient a model becomes to actual parameter value changes caused by single bitwise errors. Using the parameter values before any corruption and after causing a single-bit error, we compute the changes in the numerical values on two models (one regularly-trained, and the other trained with our approach). Figure 6 shows our results from the Base, LeNet and ResNet18 models. We demonstrate that DNN models trained with our method requires a greater numerical variations to cause a RAD drop over 10% than those trained using regular training methods. Based on our observation that most single-bit errors cause a bit-flip in the most significant bit of the exponent (i.e., the 31st-bit), the numerical variations required to cause a large performance loss go beyond the range that floating-point representation in modern systems can hold.

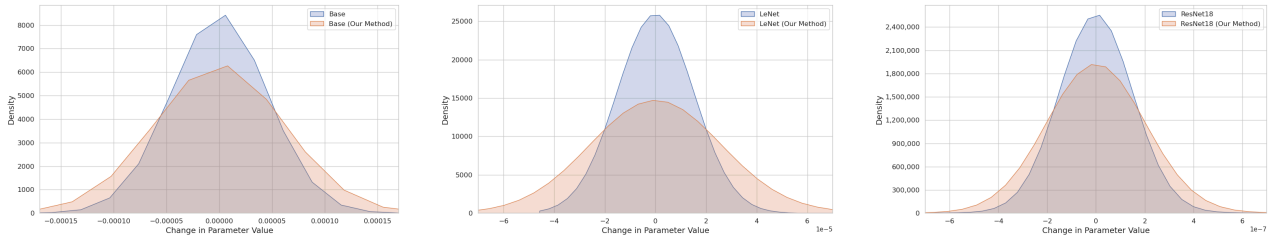


Figure 6. Comparison of numerical perturbations required to cause an accuracy drop over 10%. The left figure is computed on Base model, the middle one on LeNet, and the right one shows the result of ResNet18.

E. Overhead of Hessian Aware Training

To measure the overhead we used the optimal hyper-parameter setup described in Appendix A for all our models. We run training for 5 times, and report the per epoch training time. The measured values are presented in Table 10. Result shows that hessian aware training has a 4x-6x overhead for MNIST models. For the ResNet18 model trained on CIFAR-10, the overhead increases further due to ResNet18’s larger architecture and higher number of parameters compared to smaller MNIST models. We employ layer sampling technique to reduce this overhead in our larger models. We calculate the Hessian eigenvalues and trace on the last layers and fine tune the model. Prior research (Hong et al., 2019) suggests that these final layers are the most susceptible against parameter corruption, making this a viable strategy for applying our method to large-scale models. Our result shows that adopting this method has only 1.18x computational overhead.

Table 10. Comparing the training time of our method to baseline training in terms of runtime in PyTorch. We report the per-epoch runtime (in seconds) for all our models trained across 3 datasets.

Model	Dataset	Training Time	
		Baseline	Our Method
Base LeNet	MNIST	0.335 ± 0.002	1.362 ± 0.0085
		0.432 ± 0.003	2.857 ± 0.0073
ResNet18	CIFAR10	36.244 ± 0.607	341.58 ± 9.81
ResNet50	ImageNet	7275.6 ± 18.41	8647.2 ± 25.43

We conduct additional experiment on the layer-sampling technique for larger architectures like ResNet18 and ResNet50. Following the same overhaed measurement approach, We applied Hessian regularization incrementally to the layers closer to output. We start with only the last layer and extend it to the last 2, 3, and finally 4 layers of the model and compared the runtime with baseline training. Our results are presented in Table 11.

Table 11. Comparing the training time of layer-sampling and baseline training in PyTorch. We report the per-epoch runtime (in seconds).

Model	Dataset	Training Time (in seconds)				
		Baseline	L1	L2	L3	L4
ResNet18	CIFAR10	36.244 ± 0.607	37.77 ± 0.39	43.24 ± 0.28	57.63 ± 0.44	78.24 ± 1.13
ResNet50	ImageNet	7275.6 ± 18.41	8647.2 ± 25.43	10134.7 ± 30.21	13289.5 ± 35.76	16547.8 ± 42.15

Results in Table 11 demonstrate that training overhead increases as we increase the “layers involved in Hessian eigenvalue and trace calculation.” However, using only the last 1 layer of the model, we can reduce the overhead to almost the same as baseline training, making our method efficient for very large models. We note that the increased computational time is not solely due to adopting our training method. The additional time is primarily attributed to the computation of the large hessian trace and eigenvalues, which is not fully optimized for use with popular deep learning frameworks such as PyTorch. Further optimization of our approach will be an interesting future work.

F. Analysis of Corrupted Bit Position

The IEEE 754 standard defines the representation of floating-point numbers in modern computer systems. In this format, a 32-bit number is represented with three fields: the 1-bit sign, the 8-bit exponent, and the 23-bit mantissa. Similar to the prior work (Hong et al., 2019; Rakin et al., 2019; Yao et al., 2020a), we analyze the location of bitwise corruptions that lead to an accuracy drop over 10%. Figure 7 shows our analysis results. We use a logarithmic scale in the y-axis.

In all the models, corruption of the 31^{st} bit mostly leads to an accuracy drop over 10%. These corruptions account for $\sim 93\%$ and $\sim 91.43\%$ in the Base and LeNet models, respectively. We also observe a few bits in the 26^{th} and 27^{th} position for both Base and LeNet models and a small number of bits in the 28^{th} location for the LeNet model. A consistent trend is observed in the ResNet18 models in CIFAR-10, with the 31^{st} bit being identified as the most susceptible bit location. However, in ResNet18, we identify a few bits positioned at the 30^{th} and 29^{th} location in the exponent. In contrast to our observations

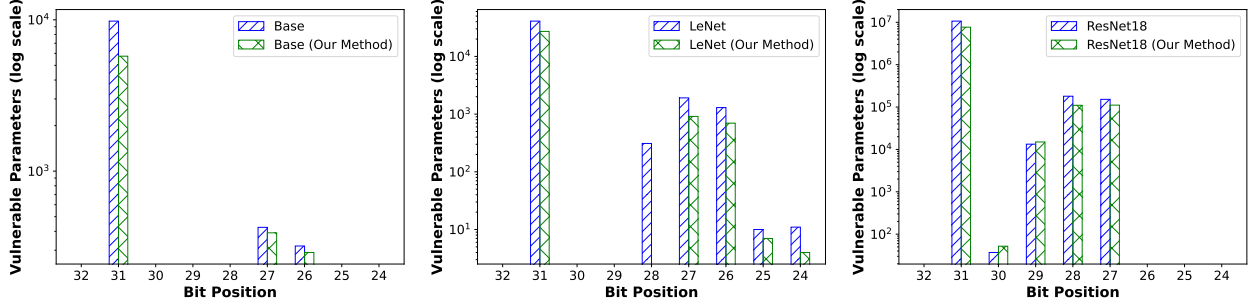


Figure 7. **Comparison of the corrupted bit positions.** From left to right, we show the analysis result from Base (MNIST), LeNet (MNIST), and ResNet18 (CIFAR-10). We only examine the sign bit and the exponent bits, as they change the numerical value of a parameter the most.

from LeNet and ResNet18, there are no susceptible corruptions in the 30^{th} , 29^{th} , 28^{th} , 25^{th} and 24^{th} bit positions in the Base model.

G. Enhanced Model Resilience to Compression

We examine the additional benefits of our approach beyond parameter resilience to bitwise errors. We are particularly interested in testing whether models trained with our method can achieve improved performance under pruning (Han et al., 2015) or quantization (Fiesler et al., 1990). These techniques reduce the size of neural networks through parameter reduction or compression, introducing optimal parameter perturbations (LeCun et al., 1989). Although it is not the focus of our work, we study the effectiveness of our method in increasing the resilience of DNN models against these perturbations.

Pruning. In our evaluation, we employ global unstructured pruning (Liu et al., 2017), which operates at the individual weight level. This technique first computes an importance score for each weight and removes those with the lowest scores. We apply this pruning technique with different sparsity levels ranging from 0–100%. Figure 8 shows our pruning results on the Base and LeNet model on MNIST and ResNet18 models trained on CIFAR-10. We demonstrate that DNN models trained with our method retain accuracy better than those trained using regular training methods. Both MNIST models retain their original accuracy up to 65% parameters pruned. Beyond this point, as sparsity increases, we observe a steep decrease in accuracy. The Base and LeNet models trained using our method shows better accuracy than the regularly-trained models. Our approach surprisingly maintains accuracy further for ResNet18 model on CIFAR-10, up to 70% pruning indicating enhanced parameter-level resilience to bitwise errors. At the same sparsity level, the model trained with the conventional approach completely loses accuracy (i.e., the accuracy dropping to $\sim 0\%$).

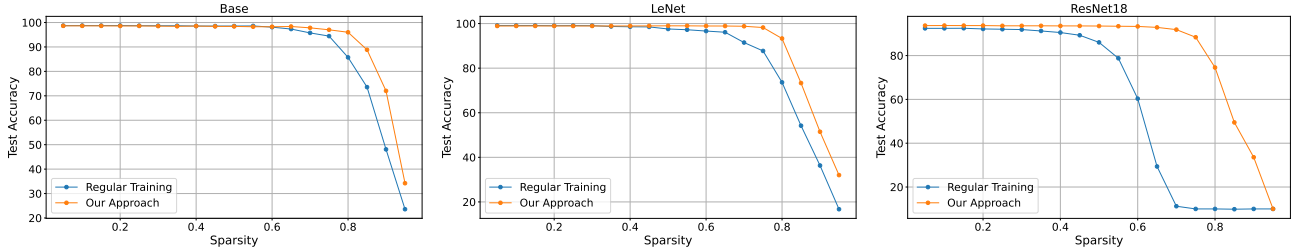


Figure 8. **Comparison of model performance under various pruning ratios.** The left and middle figure (Base and LeNet Model) is computed on the MNIST dataset, while the right one is from the ResNet18 CIFAR-10 models.

Quantization. Table 12 summarizes our quantization results for 8-, 4-, and 2-bit quantization of the regularly-trained models and Hessian-aware trained models. We employ layer-wise, symmetric quantization, which is the default in most deep learning frameworks. Overall, the models trained with our approach achieve better test accuracy than the regularly trained models, an additional benefit that hessian-aware training offers. Up to 4-bit quantization, both models retain the performance of their floating-point counterparts. However, when we use 2-bit precision, the accuracy of all models decreases significantly. Our models under 2-bit precision consistently achieve 1.5–14% better accuracy, indicating that these models

have increased resilience to parameter value variations. Based on our observation that fully-connected layers are less sensitive than convolutional layers (see the above analysis), we employ mixed-precision quantization with 2-bit precision in fully-connected layers and 4-bit precision in convolutional layers. We demonstrate that our models achieve an accuracy of 68.8–78.7%, while the regularly-trained models achieve 48.9–68.2% model accuracy.

Table 12. Comparison of model performance under various quantization ratios. We compare the test accuracy of models after quantizing them with different bit-widths.

Dataset	Model	Acc.			
		8-bit	4-bit	2-bit	Mixed
MNIST	Base	98.57	98.38	24.49	48.90
	Base (Ours)	98.73	98.70	38.72	68.84
	LeNet	99.10	98.70	11.85	57.03
	LeNet (Ours)	98.90	97.37	24.78	73.90
CIFAR-10	ResNet18	92.53	88.01	9.96	68.19
	ResNet18 (Ours)	92.36	90.26	10.28	78.69