

## Beijing Normal University 12-meter Interferometric kHz GW Detector Prototype: Design and Scientific Prospects

Mengyao Wang,<sup>1, a)</sup> Fan Zhang,<sup>2, 1, 3, b)</sup> Xinyao Guo,<sup>4</sup> Haixing Miao,<sup>4</sup> Huan Yang,<sup>5</sup>  
Yiqiu Ma,<sup>6</sup> Haoyu Wang,<sup>7</sup> Haibo Wang,<sup>1</sup> Teng Zhang,<sup>8</sup> Mengdi Cao,<sup>1</sup> Yuchao Chen,<sup>1</sup>  
Xiaoman Huang,<sup>1</sup> Junlang Li,<sup>1</sup> Fangfei Liu,<sup>1</sup> Jianyu Liu,<sup>1</sup> Yuan Pan,<sup>1</sup> Yulin Xia,<sup>9</sup> Jianbo  
Xing,<sup>1</sup> Yujie Yu,<sup>1</sup> Chenjie Zhou,<sup>1</sup> and Zong-hong Zhu<sup>2, 1, c)</sup>

<sup>1)</sup>*School of Physics and Astronomy, Beijing Normal University, Beijing, 100875, China*

<sup>2)</sup>*Institute for Frontiers in Astronomy and Astrophysics, Beijing Normal University, Beijing 102206, China*

<sup>3)</sup>*Advanced Institute of Natural Sciences, Beijing Normal University at Zhuhai, Zhuhai, 519087, China*

<sup>4)</sup>*Frontier Science Center for Quantum Information, Department of Physics, Tsinghua University, Beijing, 100084, China*

<sup>5)</sup>*Department of Astronomy, Tsinghua University, Beijing, 100084, China*

<sup>6)</sup>*National Gravitation Laboratory, MOE Key Laboratory of Fundamental Physical Quantities Measurement, School of Physics, Huazhong University of Science and Technology, Wuhan, 430074, China*

<sup>7)</sup>*Department of Physics, Institute of Science Tokyo, 2-12-1 Ookayama, Meguro-ku, Tokyo 152-8551, Japan*

<sup>8)</sup>*School of Physics and Astronomy, University of Birmingham, Birmingham, UK, B15 2TT*

<sup>9)</sup>*Frontier Science Center for Quantum Information, Department of Physics, Tsinghua University, Beijing, 100084, China*

Gravitational wave (GW) astronomy has opened a new window into the universe, enabling the study of extreme astrophysical phenomena that are otherwise obscured in traditional electromagnetic observations. While global efforts have predominantly focused on low- and mid-frequency GW detection, the high-frequency regime, particularly in the kilohertz (kHz) range, remains underexplored despite its potential to reveal critical insights into compact binary mergers, neutron star physics, and other exotic astrophysical sources. In this context, the Beijing Normal University (BNU) prototype represents a pioneering effort to develop a dedicated kHz GW detector. Featuring a 12-meter L-shaped resonator within a two-arm vacuum system, the BNU prototype is designed to test innovative configurations and address key technical challenges for kHz GW detection. Beyond its primary focus on being a technology testbed and demonstrator for kHz detection, the prototype is also being evaluated for its own sensitivity in the megahertz (MHz) range, offering the potential to explore even higher-frequency signals from e.g., primordial black holes and geotropic fluctuations. This paper provides a comprehensive overview of the BNU prototype, detailing its design, key components, and scientific objectives.

---

<sup>a)</sup>Electronic mail: mengyao.wang@bnu.edu.cn

<sup>b)</sup>Electronic mail: fnzhang@bnu.edu.cn

<sup>c)</sup>Electronic mail: zhuzh@bnu.edu.cn

## I. INTRODUCTION

The nascent field of gravitational wave (GW) astronomy holds much promise, as it shines light on the processes occurring within regions of extreme energy density<sup>1-3</sup>, which are usually otherwise obscured by peripheral activities in the traditional electromagnetic signals. Such regions are the playgrounds of novel physics, those beyond what we can readily study on Earth via artificial experimentation, and GWs might thus be the vital or even unique messenger that whispers their secrets<sup>4-7</sup>.

Such potential has been recognized by scientific establishments worldwide, including those in China. Indeed, China has shown an interest in GW astronomy and has plans to develop its GW observatories. The TianQin<sup>8</sup> and Taiji<sup>9</sup> projects, for instance, are proposed space-based GW detectors by Chinese teams. Efforts to detect low frequency waves via pulsar timing<sup>10</sup> and cosmic microwave background polarization<sup>11</sup> are also ongoing. While the plan for a terrestrial laser interferometric detector has thus far arguably remained early in its infancy, there is nevertheless appreciation for the values of joint space-terrestrial observations, and evaluations of various ground detector designs have not ceased<sup>12</sup>.

GWs span a wide spectrum, with higher frequency signals typically associated with the late stages of compact object mergers or other less-understood astrophysical sources. While ground-based detectors like LIGO and Virgo can detect signals up to a few thousands of Hertz, the higher frequency regime remains relatively underexplored and rich with potential for new and possibly surprising discoveries. One could therefore argue that there may be merit in a dedicated narrow-band high-frequency detector targeting thousand to tens of thousands of Hertz (abbreviated to kHz below). Indeed, previous research has emphasized the importance of kHz detection, prompting proposals for novel methodologies to observe these signals directly<sup>5,13,14</sup>. Such a detector could possibly yield interesting new capabilities, especially when it comes to the study of ultra-dense matter within neutron stars, that complement the existing or next-generation global broadband networks (another narrow gap that would be scientifically interesting is the deci-Hertz band, see e.g.,<sup>15,16</sup> for instrument proposals), but at a level of technological challenge more appropriate for a relative newcomer to the field.

If one takes seriously the ambition to build a full-scale terrestrial GW detector, a 10-meter scale prototype would be useful for testing the relevant technologies or methods on a smaller

scale before implementing them in larger facilities. Prototypes like the Caltech 40m<sup>17</sup>, AEI 10m<sup>18</sup>, Gingin 80m<sup>19</sup> and Glasgow 10m<sup>20</sup>, enable scientists and engineers to gain expertise, refine techniques, and ensure a seamless transition to operational large-scale detectors. Such efforts also promote international collaboration and serve as training platforms for aspiring GW scientists and engineers.

The Beijing Normal University (BNU) prototype is a specialized project focused on kHz GW detection, aiming to address technical challenges more specific to this regime. In particular, it is constructed to test innovative configurations, such as an L-shaped resonator<sup>21</sup>, within a 12-meter two-arm vacuum system. The primary advantage of the L-shaped GW detector design is its ability to overcome by orders of magnitude the fundamental quantum limit imposed by optical losses—a key barrier to achieving high sensitivity at kHz in traditional dual-recycled Michelson-Fabry-Pérot interferometers. This design can achieve a sensitivity enhancement dip in the kHz regime at the cost of lower frequencies (see Fig. 4 in<sup>21</sup>), and is therefore especially suited for a dedicated narrow-band kHz detector that complements existing detectors and future broadband designs. An arguably oversimplified but easy to intuit way to understand this frequency characteristic of the L-shaped design, is to note that photons can now travel in both orthogonal directions (referred to as  $x$  and  $y$  below; see Fig. 2 for optical layout details) in the unified single cavity. Imagine a pair of photons entering the cavity past the beam splitter (on the bottom-left corner of the L-shape) go on their separate ways, one traversing the  $x$ -direction first and then  $y$ , while the other does the opposite, then while they all eventually hit the same mirrors, they hit them in different orders. If the GW happens to alternative at such a frequency ( $\sim c/L$ ,  $L$  being the arm length-scale), that as the first (second) photon travels along  $x$  ( $y$ ), that direction is stretched (squeezed), and then while it moves on into  $y$  ( $x$ ) later on, it finds that direction also being stretched (squeezed) because the GW has now accumulated a  $\pi$  phase shift, then the phase differential between the two photons when they reunite would be enhanced. For a tens-of-kilometers arm length full-scale detector, this opportune GW frequency happens to sit in the interesting kHz range.

Due to the fundamental difference between optical coupling of L-shaped design and traditional Michelson configuration, its sensing and control scheme differs significantly from the traditional scheme, and has not yet been tested experimentally. As the inaugural prototype incorporating an L-shaped cavity, the BNU prototype is primarily aimed at validating

the feasibility of lock acquisition and sensing control scheme for this unique configuration, thereby paving the way for the implementation of a full-scale L-shaped kilohertz gravitational wave detector. The BNU prototype also provides an opportunity to investigate other technical challenges for kHz detection, e.g., squeezing injection, seismic isolation and laser noise coupling.

In addition to its primary role as a kHz detector technology testbed, the BNU prototype can also be adapted for MHz GW detection, albeit at limited sensitivity. A first-constraint of the GW background at this frequency range, even not a particularly stringent one, would nevertheless have some scientific merit, because the MHz range is largely unexplored and could reveal signals from exotic astrophysical sources, such as primordial black hole mergers, cosmic strings, or other high-energy physics phenomena. From an operational point of view, by paying attention to the prototype's intrinsic sensitivity in the MHz range, the facility broadens its scientific scope and enhances its technological versatility. This dual capability, as testbed and detector, would ensure that the BNU prototype remains relevant to both current and future GW research.

This paper is organized as follows: Section II introduces the basic concept of the BNU prototype. Section III describes its key components, including the vacuum system, optical design, seismic isolation, control schemes, and squeezing input. Section IV presents the MHz sensitivity analysis and provides a preliminary exploration of the associated scientific implications.

## II. BASIC CONCEPT

A significant challenge in the implementation of L-shaped resonators involves the sensing and control of the complete optical layout<sup>21</sup>. The peculiarity of the sensing control scheme of the L-shaped design mainly lies in two aspects. Firstly, the Sagnac loop inside this configuration severs the coupling between the bright port and the dark port for the control sidebands, which necessitates dark port injection to lock the length of the signal recycling cavity. Secondly, the optical readout of this configuration is insensitive to one of the differential degrees of freedom. From the perspective of sensing control, this hidden degree of freedom is not lockable and must be left free-swinging. Although a preliminary locking scheme has been proposed<sup>22</sup>, further experimental validation of the technical feasibility of



(a) Central tank featured in the lab, which has a lift that can be lifted up by the crane. It is 3.5 meters tall and 2.5 meters in diameter.



(b) Image of one of the three side tanks. All can be opened through both sides and have been fixed to their designated positions.

FIG. 1: The central and west tanks of the BNU 12m GW prototype facility.

dark port injection and an investigation into the non-adiabatic motion of the hidden degree of freedom are still critical prerequisites for the construction of a full-scale L-shaped configuration.

Beijing Normal University is currently developing a specialized platform featuring a 12-meter two-arm vacuum system, serving as a testbed for the sensing control issue and other essential technologies related to the L-shaped configuration, as shown in Fig. 1. This apparatus aims to test and refine key technologies essential for the detection of kHz GWs, particularly, to test a novel configuration of an L-shaped resonator. The optical design within the BNU vacuum system is shown in Fig. 2. Additionally, we investigate its MHz sensitivity to evaluate its potential as a MHz GW detector.

The BNU-12m prototype is not only envisioned to become a technological pathfinder but also a pivotal development in GW astronomy within China. As one of the first dedicated facilities in the country to focus on high-frequency GW detection, the BNU-12m prototype is designed to address critical challenges in the field, such as laser frequency stabilization, squeezing injection, and advanced seismic isolation.

This paper provides a comprehensive plan and detailed description of the BNU-12m prototype facility, outlining its role as a testbed for cutting-edge technologies and methodologies. The description covers the technical specifications of the vacuum system, which is engineered

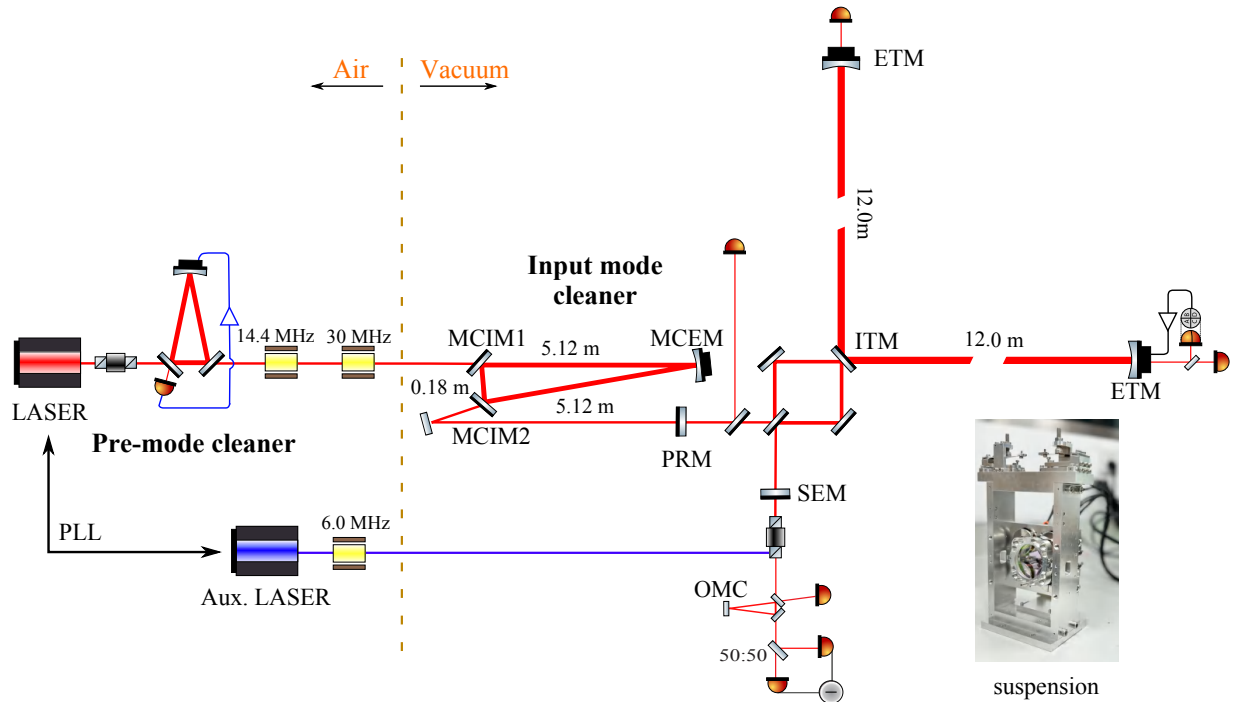


FIG. 2: Optical layout of the 12-meter BNU prototype, featuring the L-shaped resonator, formed by one ITM and two ETMs. The L-shaped cavity, PRM, SEM, together with the central ring and input mode cleaner, will be suspended using LIGO tip-tilt (inset).

to maintain ultra-high vacuum conditions to minimize noise from residual gas molecules. It also details the design and layout of the facility, including the L-shaped resonator configuration and the integration of advanced optical components. Table I summarizes the major operation parameter of the BNU prototype and its optics specifications.

The paper highlights the instrumentation and sensors critical to the experiment, such as high-precision photo-detectors, and quantum-enhanced measurement techniques, which are essential for achieving the sensitivity required for kHz GW detection. In addition to its technical design, the paper discusses the anticipated challenges associated with testing key technologies for kHz GW detection. These challenges include mitigating environmental noise, optimizing control systems for the interferometer arms, and achieving the necessary stability for long-duration observations. With its advanced design and integration of state-of-the-art technologies, the BNU-12m prototype is poised to make substantive contributions to the field of GW research. By addressing both technical and scientific challenges, this facility not only aims to advance China’s capabilities in GW astronomy but also to foster international collaboration, and to provide a training platform for the next generation of

<b>Item</b>	<b>Parameters</b>	<b>Value</b>
Vacuum	Volume	30 m <sup>3</sup>
	Pressure	1×10 <sup>-5</sup> Pa
Laser	Input power	15 W
	Wavelength	1064 nm
EOM	Modulation frequency 1 (cavity locking)	14.4 MHz
	Modulation frequency 2 (IMC locking)	30 MHz
Input Mode Cleaner	Length	10 m
	MCEM loss	50 ppm
	Transmissivity of MCIM1 and MCIM2	0.001 (s-polarization) 0.02 (p-polarization)
L-shaped Cavity	Arm length	12 m
	ETMs and ITM diameter	2 inch
	ETMs RoC	15 m
	ITM RoC	∞
	ETM loss	50 ppm
	ITM transmissivity	0.02
	Circulating power	300 kW
PRM	Transmissivity	0.01
	Path length to ITM	5.2 m
	RoC	12.12 m
	Circulating power	1500 W
SEM	Transmissivity	0.01
	Path length to ITM	5.4 m
	RoC	12.07 m
	Auxiliary laser shift frequency	27.7 MHz
	EOM modulation frequency	6.0 MHz

TABLE I: Major parameters of the BNU prototype.

scientists and engineers in this rapidly evolving field.



### III. KEY COMPONENTS

The BNU 12-meter facility, encompassing a 90 m<sup>2</sup> control room and a 260 m<sup>2</sup> T-shaped lab space, is designed for advanced research and development as shown in Fig. 3. The entire vacuum system, a highlight of the facility, is housed within a Class 1000 clean room, ensuring an environment with minimal particulate contamination. This room is specifically tailored to accommodate the facility's centerpiece: a 12-meter, two-arm vacuum system. Additionally, within the main lab, there are two segregated areas maintaining even higher cleanliness standards, classified as Class 100 labs. These specialized zones are dedicated to activities requiring an extraordinarily low level of environmental pollutants, such as high power laser input and vacuum components assembly.

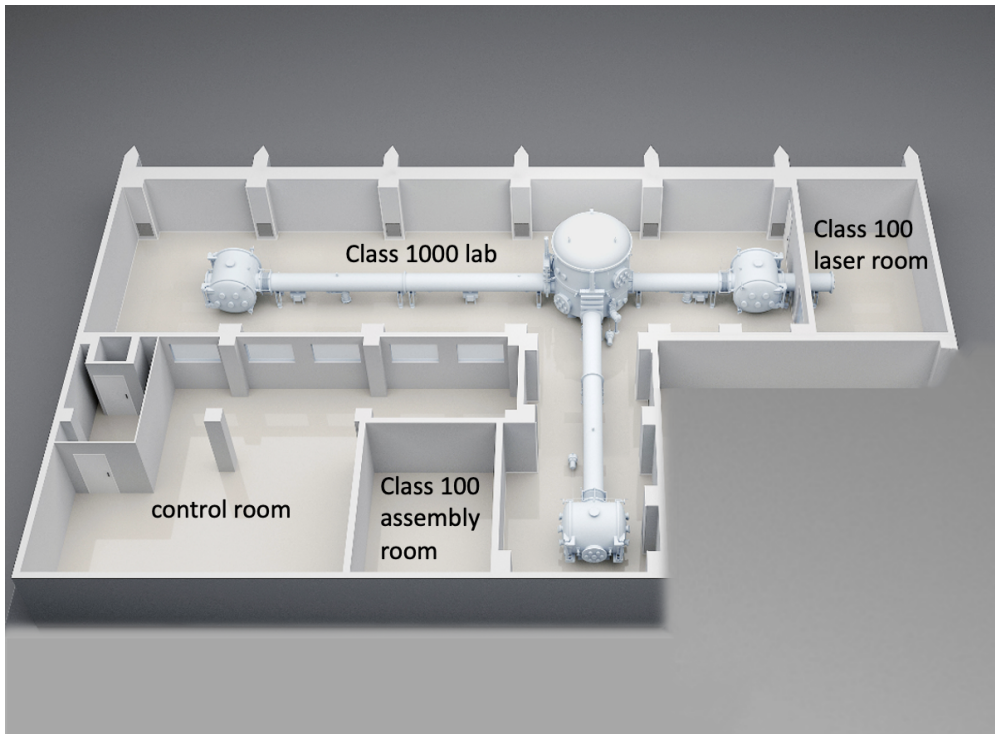


FIG. 3: Layout of the BNU-12m prototype lab, which consists of a 260 m<sup>2</sup> T-shape lab space and a 90 m<sup>2</sup> control room at the southwest corner (up is North in this figure). The main lab has a Class 1000 cleanliness level and two separated rooms with higher cleanliness standards.

## A. Vacuum system

The 12-meter interferometric shape detector, integral to the BNU prototype, requires a high vacuum environment to minimize noise interference from air molecules. This is crucial for ensuring the operation of the BNU prototype. The vacuum system of the BNU prototype is meticulously designed to meet these stringent requirements. It consists of a central tank, measuring 2.5 meters in diameter and 3.5 meters in height, accompanied by three auxiliary side tanks. All tanks can be accessed from the side, facilitating maintenance and adjustments. These tanks are interconnected by vacuum tubes, each 60 centimeters in diameter, ensuring an efficient and uniform vacuum environment throughout the system. The overall volume of this system is around  $30\text{ m}^3$ .

The vacuum system can be segmented into three distinct sections, utilizing two large valves strategically positioned on the west and south sides of the central tank. This configuration not only facilitates maintenance and upgrades but also enhances the system's ability to isolate different sections for specific experimental setups or in the event of a technical issue. The modular design of the vacuum system, with its segmented sections and interlinked tanks, plays a pivotal role in maintaining the high vacuum conditions necessary for the BNU prototype's operation.

The vacuum tanks, integral to the BNU prototype, have been securely installed within the laboratory, as shown in Fig. 1. The system has been successfully set up, achieving a pressure of  $1 \times 10^{-5}$  pa, which exceeds the initial design target of  $5 \times 10^{-5}$  pa. To reach the target vacuum state, the system underwent a meticulously designed process.

Initially, it is subjected to a heat-up phase. This phase is critical for drying out any residual water vapor within the tanks, as water vapor can significantly impair vacuum quality. The system employs a three-stage vacuum pumping procedure. The first stage involves the use of four dry roots pumps (pumping speed of  $37\text{ m}^3/\text{h}$  each). These pumps are efficient at removing larger volumes of air and are used primarily to reduce the pressure to a moderate vacuum level. Following this, the system transitions to the second stage, which involves molecular pumps. Four turbopumps (pumping speed of  $1250\text{ L/s}$  each) are adept at achieving a much lower pressure compared to dry pumps. They work by transferring momentum to gas molecules, effectively reducing the number of molecules and thus the pressure in the system. The final stage employs ion pumps. Ion pumps are essential for maintaining ultra-

high vacuum conditions. They operate by ionizing the residual gas molecules and then using an electric field to remove these ions from the vacuum chamber. This stage is crucial for maintaining the extremely low pressures required for sensitive GW detection. The BNU prototype vacuum pressure has been tested and the pressure of  $5 \times 10^{-5}$  pa can be maintained solely by six ion pumps (400 L/s each).

## B. Optical design

The experimental verification of the prototype is planned to be conducted in two distinct stages, corresponding to slightly different configurations in the optical design within the vacuum system. This approach is crucial for testing and validating key technologies required for kHz GW detection. The optical design of the BNU prototype is shown in Fig. 2. Its core part, the L-shaped resonator and a ring loop which consists of 4 mirrors will be set up in the vacuum. End test mass (ETM) each will be placed in the south and west side chamber and the rest of the optics will be mounted in the central tank. A power recycling mirror (PRM) and a signal extraction mirror (SEM) will be implemented in the vacuum tank to further increase the circulating power within the L-shaped resonator and intentionally amplify the desired output signal. A 10 meter triangular input mode cleaner is also designed to be installed in the vacuum. All other parts including the pre-mode cleaner and laser system are in the laser room. Since the noise of the GW detector at kHz is dominated by shot noise, squeezing will be implemented in the BNU prototype to further improve the sensitivity<sup>23-25</sup>.

**First Stage - Cavity Locking:** The initial step involves locking a suspended L-shaped cavity. This cavity is formed by a 45-degree incident plano input test mass (ITM) and two ETMs, with transmissivity of 0.01 and 50 ppm, respectively. Both ETMs have the same radius of curvature (RoC) of 15 m, which was carefully chosen to minimize the influence of higher order modes. We will have a suspended L-shaped cavity with a finesse of about 300 and a cavity stability parameter  $g$  of -0.28. This finesse value indicates that the cavity can thereby enhance the interaction time of light within the cavity, and the circulating power is magnified by about 200 times, given the parameters as shown in Table I.

**Second Stage - Recycling Cavity Formation and Control:** Upon successful completion of the first stage, the experiment will progress to the second step. This involves introducing additional mirrors (PRM and SEM) to further increase the cavity circulating

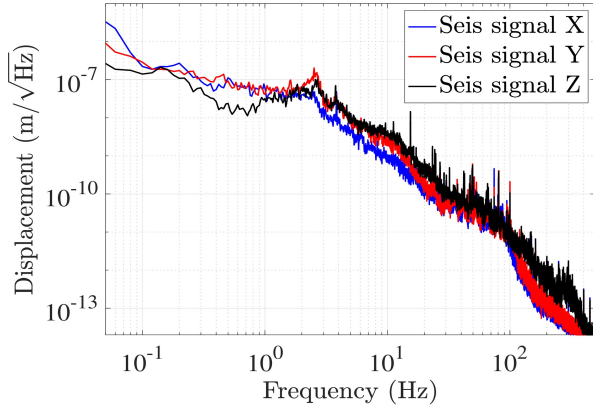
power to 300 kW and optimize the output signal. This modification is designed to create a more complex optical setup, which is anticipated to be more sensitive to GW signals at the desired frequencies. The focus of this stage is to achieve precise control over this coupled cavity system, ensuring its stability and accurate measurement. Testing and fine-tuning the resonance characteristics at these frequencies is integral to fulfilling the prototype’s objective.

Both stages are deliberately planned to incrementally develop and verify the optical systems within the high-vacuum environment. This phased approach allows for thorough testing and optimization of each component and system, ensuring that the designs can meet the demanding requirements of kHz GW detection.

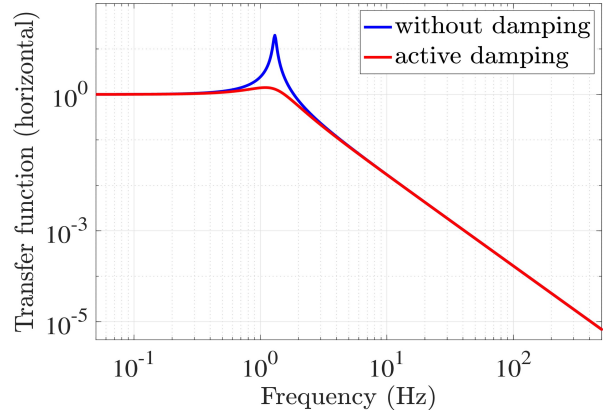
### C. Seismic isolation

To ensure that the only agitation impinging on the mirrors are of a gravitational nature, it is essential to implement advanced seismic and environmental isolation systems. Such systems are critical for eliminating or significantly reducing the impact of external vibrations and disturbances, which could otherwise mask or mimic GW signals. This could involve a combination of passive seismic isolation strategies, such as using a multilayer pendulum,<sup>26</sup> and active feedback systems,<sup>27</sup> that dynamically adjust to cancel out external motions, which are captured by external sensors. Furthermore, the incorporation of innovative techniques like magnetic or electrostatic levitation for the test masses (mirrors) could also be possible.

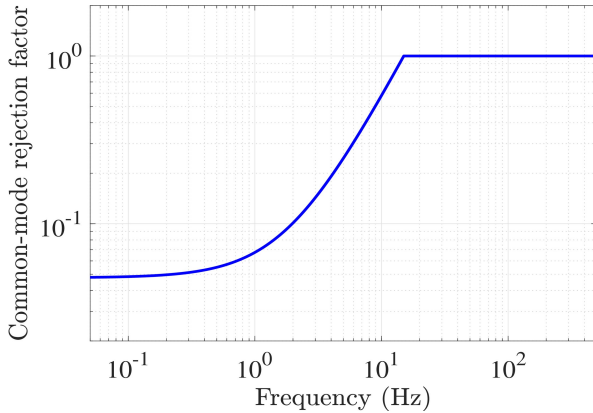
A preliminary design includes the suspension of the main mirrors utilizing a tip-tilt mechanism<sup>28</sup>. This choice was informed by the local environmental conditions and the specifics of the BNU cavity design, assuming the finesse of the Fabry-Perot cavity is around 1,000. The Nanometrics Trillium 120 was employed to measure the laboratory’s seismic motion, setting the sampling rate at 1000 Hz. Data was captured across a frequency band from 0.1 Hz to 500 Hz, amounting to 1000×200 data points. To lock the 12-meter L-shaped optical cavity, a monochromatic laser of 1064 nm would be used, resulting in a length control precision of approximately 1 nm, calculated as  $\lambda/finesse$ . Given that the feedback control bandwidth falls within the kHz range—limited by the attenuation of mechanical response, making higher bandwidth challenging—the root mean square (RMS) velocity of the mirrors must be under 1 nm/1ms, or about 1000 nm/s. This requires that the environmental noise



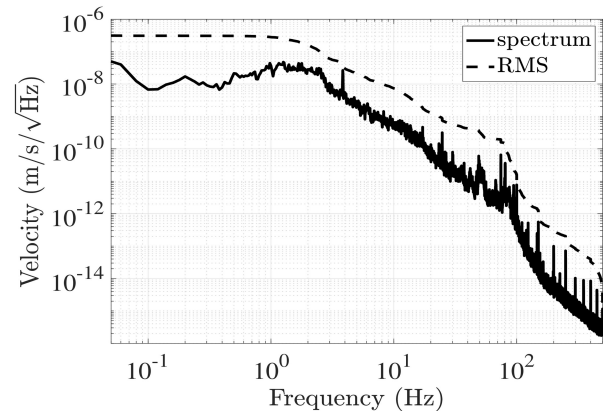
(a) Ground vibration noise measured in our laboratory. The seismic noise levels in the X, Y, and Z directions are shown.



(b) Transfer function of LIGO's initial Tip-tilt isolation (blue line) compared to the transfer function with active damping.



(c) The suppression effect of common mode noise, filtering out seismic noise beyond 10 meters and below 15 Hz.



(d) The estimated spectrum and root mean square (RMS) value of the velocity of the optical resonant cavity's mirror.

FIG. 4: The impact of ground vibration displacement on the resonant cavity mirror velocity in the Beijing Normal University (BNU) 12-meter kHz GW prototype laboratory.

affecting the mirror movement does not exceed this value.

Our laboratory's ground vibration noise, as depicted in Fig. 4a, and the application of LIGO's primary suspension tip-tilt (with its transfer function illustrated in Fig. 4b) for vibration isolation, along with the common mode suppression effect shown in Fig. 4c, allow us to roughly estimate the optical resonant cavity mirror's relative RMS velocity at approx-

imately 200 nm/s (see Fig. 4d). This suggests that achieving a control bandwidth in the kHz range with only primary suspension makes it feasible to lock the optical cavity with our experimental design. While this value is near the ideal, particularly combining with a power recycling cavity finesse of 200, henceforth posing some challenges in a coupled cavity locking, it underscores the need to explore and develop updates on more effective seismic isolation designs and developments. This exploration is crucial for enhancing the prototype’s capability. By investigating advanced seismic isolation techniques, including both passive and active systems, we can significantly improve the precision of the optical cavity’s locking mechanism. This includes refining the existing suspension systems, exploring cutting-edge materials for vibration damping, and incorporating real-time feedback controls to adapt to varying seismic activities. Such advancements will not only address the current challenges in cavity locking but also pave the way for achieving greater sensitivity and reliability in GW detection, making the BNU 12-meter prototype a more robust and versatile tool for high-precision experiments in the field.

#### **D. Operation: control and readout systems**

Sophisticated electronics and control systems will be needed to maintain the alignment and operation of the interferometer, and to read out and interpret the data. Photodetectors convert the light signal from the interference pattern into an electrical signal that can be analyzed. The BNU prototype will leverage the LIGO Control and Data System (CDS)<sup>29</sup> to operate its entire interferometer, drawing on the proven capabilities of this advanced system to ensure precision and reliability in its GW detection efforts. Adopting the LIGO CDS offers several significant advantages and entails a multifaceted approach to managing the interferometer’s operations.

By using a system based on the LIGO CDS, the BNU prototype positions itself within the global GW research community. This facilitates easier data sharing and collaboration with other observatories and researchers, enhancing the collective capability to detect and study GWs. Implementing the LIGO CDS will also provide valuable guided training opportunities for researchers and students involved in the BNU prototype project.

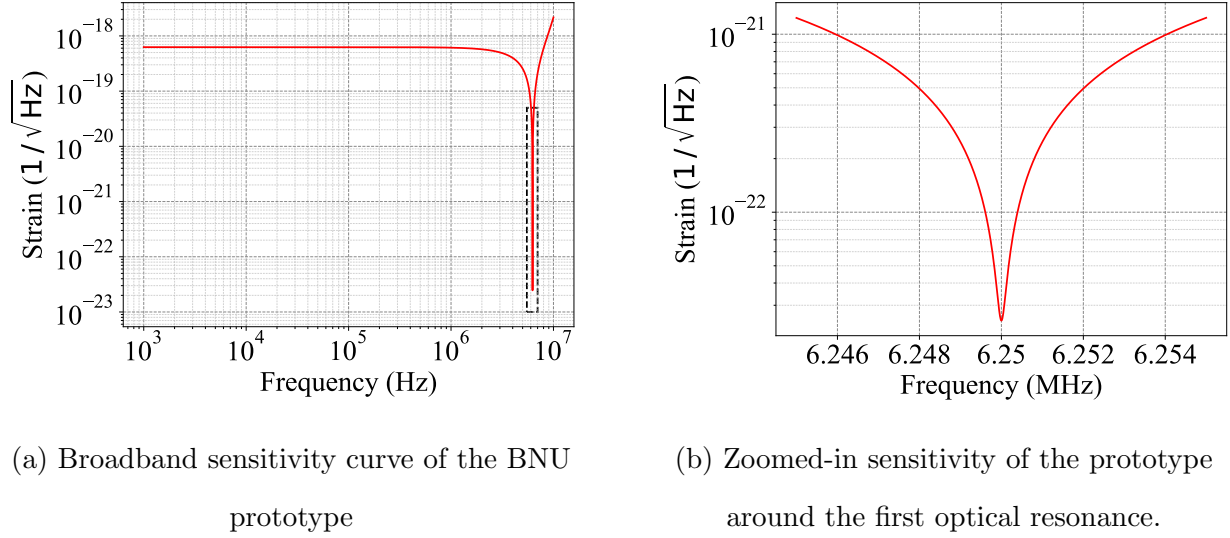


FIG. 5: Sensitivity of the Beijing Normal University (BNU) 12-meter kHz GW prototype. In the modeling, we assume the prototype could achieve an arm circulating power of 300 kW and a broad-band squeezing of 5 dB.

#### IV. MHZ GW DETECTION

Although the BNU 12-meter prototype is mainly built for the development and demonstration of key technologies of kHz GW detector(s), it is still instructive to present its design sensitivity and associated observational implications. The sensitivity peaks at 6.25 MHz with 200 Hz bandwidth, as shown in Fig. 5. As astrophysical GW sources likely emit GWs at  $\leq 10^4$  Hz<sup>30</sup> and the axion clouds sourced by stellar-mass black holes through the superradiance process likely emit GWs under  $10^5$  Hz, we may have to look for more exotic sources like lighter primordial black hole binaries in the MHz sensitivity band.

For the purpose of illustration, we assume an equal-mass, non-spinning primordial black hole binary with total mass  $M$  and distance  $d$  from Earth. We apply the IMRPhenomB waveform  $h(f)$  from<sup>31</sup> for the binary, and compute the detection signal-to-noise-ratio (SNR) according to

$$\text{SNR} = 2\sqrt{\int_{f_{\min}}^{f_{\max}} df \frac{|h(f)|^2}{S_n(f)}}. \quad (1)$$

Here, the integration interval  $(f_{\min}, f_{\max})$  is set symmetrically around the peak sensitivity, spanning a frequency range of 10 kHz. The results are shown in Fig. 6. We find that for a narrow range of  $M \in (3 \times 10^{-4}, 6 \times 10^{-3})M_{\odot}$  and  $d \leq 1\text{pc}$ , the SNR can be greater than

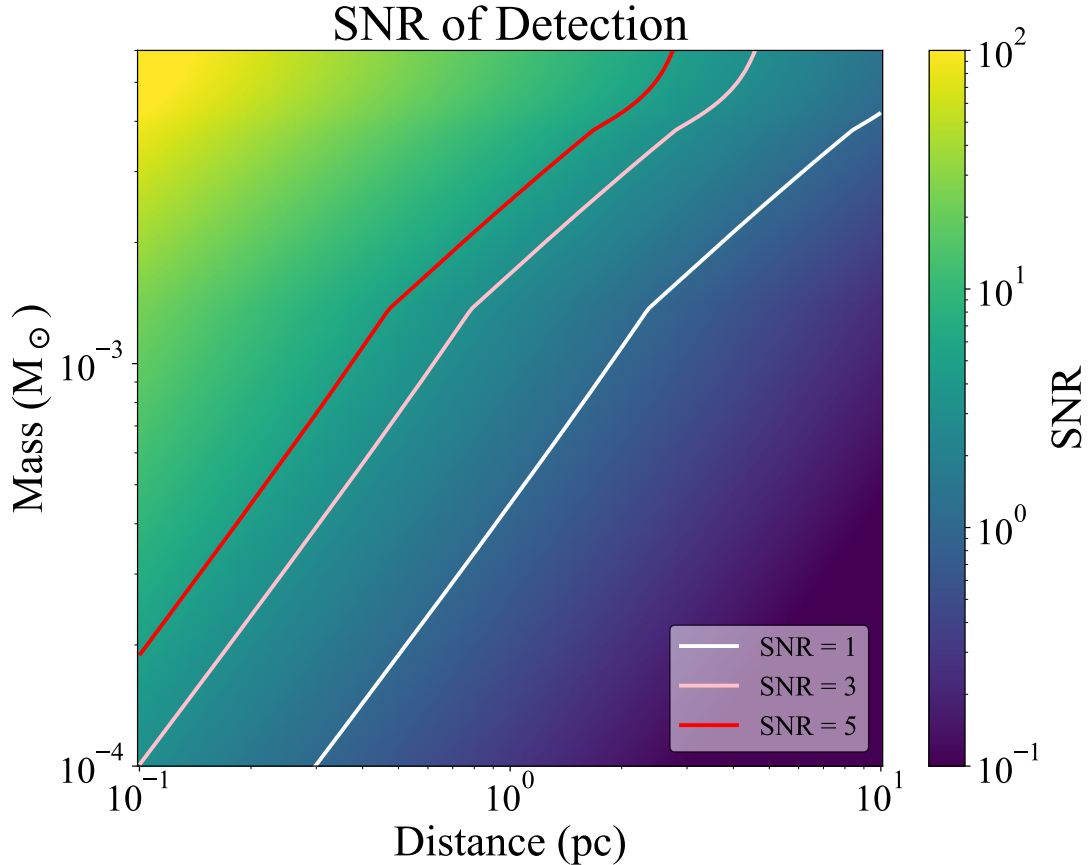
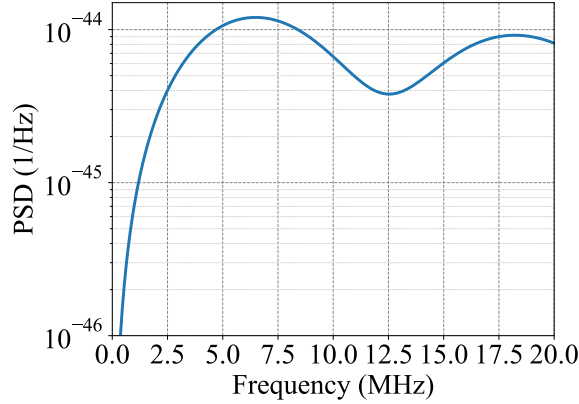


FIG. 6: Detection SNR of the BNU prototype to primordial black hole binaries.

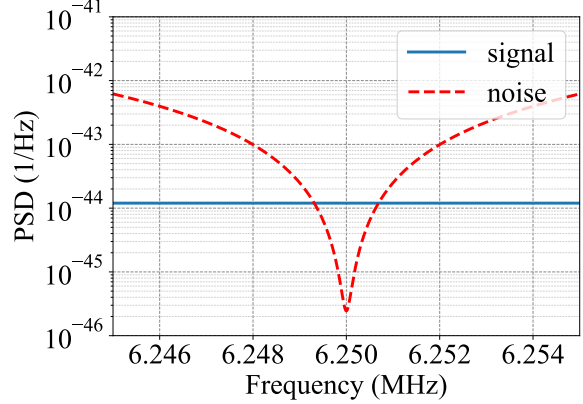
unity. It is, however, not expected to find primordial black hole binaries at such distance because otherwise Advanced LIGO would have detected their lower-frequency population as  $h(f) \propto f^{-7/6}$  if they had existed.

On the other hand, the MHz sensitivity may also be useful for studying another fundamental physics problem, namely the geotropic fluctuation<sup>32</sup>. Roughly speaking, geotropic fluctuation is an effect of quantum fluctuation of length scales enters into observables, which typically has a magnitude of  $\langle(\Delta L/L)^2\rangle \sim l_p/L$ , where  $l_p$  is the Planck length. In the scenario of laser interferometer, quantum-induced metric fluctuations give rise to excess round-trip propagation time in each direction with certain correlation pattern, and induce a stochastic signal at the readout. The power spectral density of this stochastic signal as relevant for the BNU prototype is shown in Fig. 7.





(a) Broadband PSD of the geotropic fluctuation signal.



(b) Zoomed-in PSD of the signal, with the sensitivity of the prototype for comparison.

FIG. 7: Power spectral density(PSD) of the stochastic signal of geotropic fluctuation on BNU prototype, obtained by applying Eq. (45) in Ref. <sup>32</sup>, with coupling coefficient of  $\alpha = 0.1$ .

Signal-to-noise ratio of stochastic signal detection can be calculated as

$$\text{SNR} = \sqrt{\int_{f_{\min}}^{f_{\max}} T_{\text{int}} \cdot df \frac{S_h^2(f)}{S_n^2(f)}}, \quad (2)$$

where  $T_{\text{int}}$  is the integration time,  $S_h(f)$  and  $S_n(f)$  are the power spectral density of stochastic signal and noise, respectively. With the sensitivity curve in Fig. 5, the SNR of the BNU prototype for searching for geotropic fluctuation is numerically given by:

$$\text{SNR} \approx 32.1 \times \left(\frac{\alpha}{0.1}\right) \times \left(\frac{T_{\text{int}}}{1\text{s}}\right)^{\frac{1}{2}}, \quad (3)$$

where  $\alpha$  is the normalized coupling coefficient.

Various alternative proposals to detect geotropic fluctuations have been crafted, known as the *gravity from the quantum entanglement of space-time* (GQuEST) experiments<sup>32,33</sup>. Most of them are based on the conventional Michelson configuration, with sensitivity to spacetime fluctuations predominantly in the infrared (IR) regime with  $\omega L \ll 1$ , where  $\omega = 2\pi f$  is the angular frequency of signal, and  $L$  is the arm cavity length. In comparison, the L-shaped arm cavity of the BNU prototype facilitates the detection of geotropic fluctuations near  $\omega L = \pi/2$ , coinciding with the peak of the power spectral density. The advantage of this special optical configuration is two-fold. Firstly, higher signal strength at high frequencies endows the BNU prototype with remarkably high sensitivity to spacetime fluctuations, as

characterized by Eq.3. With an integration time of  $10^5$  s, it can effectively probe and constrain the coupling coefficient for  $\alpha \geq 10^{-6}$ , largely surpassing the sensitivity limits of previous proposals. Secondly, the high-frequency spectra obtained from the BNU prototype provide a complementary perspective to the IR behavior observed in other experiments, enabling a multi-band examination of the theoretical framework. With these capabilities, the BNU prototype is likely to become a crucial member of the GQuEST family.

## V. CONCLUSION

The BNU prototype would be among the first of its type within China, and therefore will serve as a training center for the next generation GW experimentalists and large scale optomechanical engineers in the country. It is also intended to provide a focal point where international collaboration could be fostered.

The main goal of the prototype is to develop and perfect both familiar and novel techniques, that would be useful for routinely observing GWs in the higher kHz frequency range, assessing in particular the technological viability of a dedicated kHz detector. Opportunist science cases have also been proposed that take advantage of the prototype's intrinsic sensitivity within the MHz window.

Not discussed in this short introduction, but nevertheless is being evaluated for future explorations are some directions that other similar prototypes around the world may also be considering. For example, the prototype could be useful as a platform for quantum-classical interface experiments, because the coupling with classical environmental noises has been carefully curtailed, in terms of e.g., vibration, thermal conduction, and collision with air molecules, using the assortment of systems introduced in Sec. III.

## ACKNOWLEDGMENTS

This work is supported by the National Key Research and Development Program of China, Grant/Award Number: 2024YFC2208000 and 2023YFC2205800; National Natural Science Foundation of China under Grant No.12021003, No.12474481 and No.123B1015; Fundamental Research Funds for the Central Universities; JST ASPIRE Program, Japan Grant No. JPMJAP2320.

## REFERENCES

- <sup>1</sup>B. P. Abbott, R. Abbott, et al. Observation of Gravitational Waves from a Binary Black Hole Merger. *Phys. Rev. Lett.*, 116(6):061102, February 2016.
- <sup>2</sup>B. P. Abbott, R. Abbott, et al. Gw170817: Observation of gravitational waves from a binary neutron star inspiral. *Phys. Rev. Lett.*, 119:161101, Oct 2017.
- <sup>3</sup>J Aasi, B P Abbott, et al. Advanced ligo. *Classical and Quantum Gravity*, 32:074001, 4 2015.
- <sup>4</sup>M. Bailes, B. K. Berger, et al. Gravitational-wave physics and astronomy in the 2020s and 2030s. *Nature Reviews Physics*, 3(5):344–366, 2021.
- <sup>5</sup>Denis Martynov, Haixing Miao, et al. Exploring the sensitivity of gravitational wave detectors to neutron star physics. *Phys. Rev. D*, 99:102004, May 2019.
- <sup>6</sup>B. P. Abbott, R. Abbott, et al. Multi-messenger observations of a binary neutron star merger. *The Astrophysical Journal Letters*, 848(2):L12, oct 2017.
- <sup>7</sup>B. P. Abbott, R. Abbott, et al. A gravitational-wave standard siren measurement of the hubble constant. *Nature*, 551(7678):85–88, 2017.
- <sup>8</sup>Jun Luo, Li-Sheng Chen, et al. TianQin: a space-borne gravitational wave detector. *Classical and Quantum Gravity*, 33(3):035010, February 2016.
- <sup>9</sup>Ziren Luo, ZongKuan Guo, et al. A brief analysis to Taiji: Science and technology. *Results in Physics*, 16:102918, March 2020.
- <sup>10</sup>Andrea N Lommen. Pulsar timing arrays: the promise of gravitational wave detection. *Reports on Progress in Physics*, 78(12):124901, 2015.
- <sup>11</sup>S. Khlebnikov and I. Tkachev. Relic gravitational waves produced after preheating. *Phys. Rev. D*, 56:653–660, Jul 1997.
- <sup>12</sup>Alberto Sesana. Multi-band gravitational wave astronomy: science with joint space- and ground-based observations of black hole binaries. *Journal of Physics: Conference Series*, 840(1):012018, 2017.
- <sup>13</sup>Haixing Miao, Huan Yang, et al. Towards the design of gravitational-wave detectors for probing neutron-star physics. *Physical Review D*, 98(4):044044, 2018.
- <sup>14</sup>K. Ackley, V. B. Adya, et al. Neutron star extreme matter observatory: A kilohertz-band gravitational-wave detector in the global network. *Publications of the Astronomical Society of Australia*, 37:e047, 2020.

- <sup>15</sup>Jan Harms, Filippo Ambrosino, et al. Lunar gravitational-wave antenna. *The Astrophysical Journal*, 910(1):1, 2021.
- <sup>16</sup>Junlang Li, Fangfei Liu, et al. Detecting gravitational wave with an interferometric seismometer array on lunar nearside. *Science China Physics, Mechanics & Astronomy*, 66(10):109513, 2023.
- <sup>17</sup>LIGO Scientific Collaboration. Ligo caltech 40 meter prototype, <https://labcit.ligo.caltech.edu/~ajw/40m/40m-upgrade.html>. 2007.
- <sup>18</sup>S Goßler, A Bertolini, et al. The aei 10 m prototype interferometer. *Classical and Quantum Gravity*, 27(8):084023, apr 2010.
- <sup>19</sup>C Zhao, D G Blair, et al. 32(1):368, mar 2006.
- <sup>20</sup>D. I. Robertson, E. Morrison, et al. The glasgow 10m prototype laser interferometric gravitational wave detector. *Review of Scientific Instruments*, 66(9):4447–4452, 09 1995.
- <sup>21</sup>Teng Zhang, Huan Yang, et al. Gravitational-wave detector for postmerger neutron stars: Beyond the quantum loss limit of the fabry-perot-michelson interferometer. *Phys. Rev. X*, 13:021019, May 2023.
- <sup>22</sup>Xinyao Guo, Teng Zhang, et al. Sensing and control scheme for the inteferometer configuration with an l-shaped resonator. *Classical and Quantum Gravity*, 40(23):235005, oct 2023.
- <sup>23</sup>Stefan L. Danilishin, Farid Ya. Khalili, et al. Advanced quantum techniques for future gravitational-wave detectors. *Living Reviews in Relativity*, 22, Apr 2019.
- <sup>24</sup>Sheon Chua, Michael Stefszky, et al. Quantum Squeezing in Advanced Gravitational Wave Detectors. *International Journal of Modern Physics D*, 20(10):2043–2049, January 2011.
- <sup>25</sup>Lisa Barsotti, Jan Harms, and Roman Schnabel. Squeezed vacuum states of light for gravitational wave detectors. *Reports on Progress in Physics*, 82(1):016905, 2018.
- <sup>26</sup>Norna Robertson, Benjamin Abbott, et al. Seismic isolation and suspension systems for advanced ligo. volume 5500, pages 81–91, 09 2004.
- <sup>27</sup>F. Matichard, B. Lantz, et al. Advanced ligo two-stage twelve-axis vibration isolation and positioning platform. part 1: Design and production overview. *Precision Engineering*, 40:273–286, 2015.
- <sup>28</sup>Bram J. J. Slagmolen, Adam J. Mullavey, et al. *Review of Scientific Instruments*, 82(12):125108, 12 2011.

- <sup>29</sup>R. Bork, R. Abbott, et al. An overview of the ligo control and data acquisition system, arxiv:physics/0111077. 2001.
- <sup>30</sup>Xinyao Guo, Haixing Miao, et al. There is Room at the Top: Fundamental Quantum Limits for Detecting Ultra-high Frequency Gravitational Waves. 1 2025.
- <sup>31</sup>P. Ajith, M. Hannam, et al. Inspiral-merger-ringdown waveforms for black-hole binaries with nonprecessing spins. *Phys. Rev. Lett.*, 106:241101, Jun 2011.
- <sup>32</sup>Dongjun Li, Vincent S. H. Lee, et al. Interferometer response to geotropic fluctuations. *Phys. Rev. D*, 107:024002, Jan 2023.
- <sup>33</sup>Lee McCuller. Single-photon signal sideband detection for high-power michelson interferometers, 2022.