

Foreign Direct Investment and Job Creation in EU Regions

Marjan Petreski

University American College Skopje, North Macedonia

Gdańsk University of Technology, Poland

Finance Think – Economic Research & Policy Institute, Skopje, North Macedonia

Orcid: 0000-0002-2675-8325

marjan.petreski@uacs.edu.mk

Magdalena Olczyk

Gdańsk University of Technology, Poland

Orcid: 0000-0002-4880-5890

Magdalena.Olczyk@pg.edu.pl

Abstract

This study examines the impact of foreign direct investment (FDI) on job creation across 109 regions in the old EU member states from 2012 to 2023. Using dynamic and spatial econometric models combined with a unique dataset of FDI projects, we find that increased FDI inflows significantly enhance regional job creation, but the relationship is nonlinear. Sectoral specialization plays a crucial role, as more concentrated FDI inflows lead to higher employment growth. Furthermore, FDI-driven job creation exhibits significant spatial spillover effects. However, regions attracting high-value FDI jobs, such as those in R&D and management, tend to experience slower overall employment growth.

Keywords: Foreign Direct Investment, Job Creation, Spatial Econometrics, Regional Development, EU Regions

JEL Classification: F23, J21

Funding: This work was supported by Gdansk University of Technology under Grant 4/1/2022/IDUB/II.1a/Cu “Cuprum Excellence Initiative-Research University”.

Acknowledgement: Declaration of generative AI and AI-assisted technologies in the writing process: During the preparation of this work the author(s) used ChatGPT in order to proofread the text. After using this tool/service, the author(s) reviewed and edited the content as needed and take(s) full responsibility for the content of the publication.

1. Introduction

One of the primary reasons countries seek to attract foreign direct investment (FDI) is its potential impact on the domestic labor market. A substantial body of literature confirms the influence of FDI on various labor market outcomes, including job creation (Javorcik 2015; Jude, Silaghi 2015; Crescenzi et al. 2022; Ni et al. 2023), working conditions (Arnal, Hijzen 2008; Hijzen et al. 2010), wages (Lipse, Sjöholm 2001; Te Velde, Morrissey 2004; Earle et al. 2012; Nguyen et al. 2019), skills (te Velde, Morrissey 2004; Cruz et al. 2018), labor productivity (Girma et al. 2008; Popescu 2010; OECD 2022), and externalities such as knowledge spillovers (Fu 2012; Rojec, Knell 2018; Abebe et al. 2022). While there is widespread agreement in the literature regarding the overall effect of FDI on the labor market, the strength of this impact can vary by country, sector, and firm (Driffield, Taylor 2000; Agwu 2014; Hale, Xu 2016; Hakim et al. 2023).

Foreign direct investment tends to lead to higher wages in both developing and developed countries, with a widening wage gap between skilled and unskilled workers (Zulfiu, Adnett 2018; Ibarra-Olivo, Rodríguez-Pose 2022; Do, Le 2023). It also tends to increase labor productivity (Desbordes, Franssen 2019; Li, Tanna 2019; Santos 2023) and the skill premium (Amoroso, Moncada-Paternò-Castello 2018; Cruz et al. 2018; Mayeko 2024), particularly in developing countries. Most of the literature suggests that working conditions improve as a result of FDI (Arnal, Hijzen 2008; Agustí-Panareda, Puig 2015; Raess, Wagner 2024). Additionally, FDI has a positive impact on total employment, especially in lower-income countries (Steenbergen, Tran 2020 for Ethiopia, Vietnam, and Turkey; Saucedo et al. 2020 for Mexico), although some studies report mixed or negative effects on employment (Lama, Kumar 2022 for India; Nguyen et al. 2020 for Vietnam). These divergent results highlight the need for a more nuanced analysis of the mechanisms through which FDI contributes to job creation and how its effects differ in different economic contexts.

FDI has both direct and indirect effects on the labor market in host countries, but its impact on employment depends on whether job creation (new jobs) exceeds job destruction (job losses) or vice versa (Ni et al. 2023). The majority of studies focus on job creation, given that the generation of new jobs from FDI is often a key area for policy research.

The existing literature seeks to answer why FDI creates more jobs in some countries than in others. This question remains unresolved, as the impact of FDI on job creation is not solely attributed to a country's ability to attract such investment (Farole et al. 2017). Therefore, an increasing body of research has been devoted to identifying factors that contribute to job creation in different countries. Key factors include GDP growth (stronger effects in developing countries, e.g., Self, Connerley 2018), specific sectors (especially manufacturing or labor-intensive sectors, e.g., Assamah, Yuan 2024), the purpose of FDI (market-seeking FDI, e.g., Jaworek et al. 2019), the quality of labor (e.g., Warsame 2021), trade openness (e.g., Makoni 2018), and a strong institutional framework (Self, Connerley 2018). These determinants vary between developed and developing countries, with policy-related factors being more important for wealthy countries and economic factors playing a greater role in developing countries (Saini, Singhania 2018).

Given the mixed findings in the literature on the impact of FDI on job creation, as well as the factors influencing job creation, further in-depth research is necessary. Most studies

analyze the impact of FDI on job creation at the country level, with less frequent analysis at the regional level, often due to a lack of regional data. This limitation is particularly problematic in the context of the European Union (EU), where substantial regional economic disparities persist despite common policies aimed at fostering economic convergence. Furthermore, regions within a country can differ significantly in their ability to attract foreign direct investment and their impact on the labor market, making analysis at the regional level crucial for effective economic policy. Fazekas (2005), show that regions with higher FDI inflows typically record higher employment rates underscoring the importance of regional analysis of FDI's effects on job creation.

This paper aims to address this gap by focusing on the direct impact of FDI and examining the regional determinants of job creation through FDI channels in the old EU member states. Specifically, we investigate how the diversification and the intensity of FDI inflow together with regional GDP growth, quality of education, and technology intensity affect job creation in EU regions. Using spatial econometric models with panel data from 109 EU regions for the period 2012–2023, we analyze the impact of FDI on job creation. Our study seeks to answer the following research questions:

1. What is the impact of the diversification and intensity of FDI on FDI-induced job creation in EU regions?
2. Do FDI inflows create a spatial effect on job creation in EU regions?

This paper makes three significant contributions to the existing literature. First, the structure and heterogeneity of FDI has been underexplored when analyzing its impact on job creation. A limited number of studies consider the different types of FDI (e.g., greenfield vs. brownfield) or ownership structures (e.g., joint ventures vs. foreign control) (Bayar et al. 2020; Sannasse 2007; Karlsson et al. 2009). This study focuses on the role of the diversification of FDI inflow in job creation in old EU member countries. Second, this paper uses greenfield FDI data for 2003–2023 obtained from *fDi Markets* (Financial Times) on project level, which include also data on job creation at the NUTS1 regional level. . The dataset allows for a detailed assessment of FDI's impact on job creation at the regional level, which could be useful for EU regional policy. Third, this study is novel in considering the spatial impact of FDI on job creation, providing additional insights for policymakers regarding policies to promote job creation in EU regions.

The paper is structured as follows: The next section reviews the literature on the relationship between FDI and job creation, discussing the channels through which FDI affects the labor market and regional determinants of FDI-driven job creation. Section 3 introduces the data and methodology, including the models used for analysis. Section 4 presents the results and discussion. The final section concludes and offers policy implications.

2. Literature review

To examine how FDI influences job creation, we draw on extensive literature addressing its labor market effects in host economies. Agiomirgianakis et al. (2003) define FDI as capital flows driven by the behavior of multinational companies (MNCs), linking our

analysis to the broader MNC literature. Theoretical models by Markusen and Maskus (2001) and Bergstrand and Egger (2007) highlight additional factors shaping FDI patterns, as further explored by Blonigen and Piger (2014).

Channels of FDI impact on job creation

The literature identifies two main channels through which FDI impacts the labor market: direct and indirect (UNCTAD 1994). The direct effects of FDI on job creation depend on the entry mode. Greenfield FDI, which involves establishing new plants and production facilities, significantly increases labor demand (Dao et al., 2023). Conversely, mergers and acquisitions may have a smaller employment impact due to firm rationalization, potentially reducing jobs (Saurav et al. 2020). However, Lipsey et al. (2010) argue that foreign-owned firms, being larger and more productive, can still generate job growth through expanded production after acquisitions. Empirical evidence supports these direct effects: Saurav et al. (2020) estimated that greenfield FDI created 2.3 million jobs globally in 2018, while Koczan et al. (2021) found over 7 million direct jobs were generated in 37 EBRD economies from 2003–2019, contributing nearly 20% of total employment changes. In Europe alone, foreign investment projects created 343,634 jobs in 2022, double the 2010 figure (Statista 2024).

FDI also indirectly influences employment by stimulating domestic business opportunities. Brincikova and Darmo (2014) outline three channels for these effects. First, foreign investors' linkages with local firms increase domestic production and employment. Second, knowledge and technology spillovers boost domestic productivity, prompting firms to expand employment to maximize returns. Third, trained workers from foreign firms enhance competitiveness in other sectors, fostering job creation. However, indirect effects can also be negative; uncompetitive domestic firms may be crowded out, reducing employment as they strive to stay competitive.

While FDI generally drives direct employment growth in both developed and developing countries (Mahnaz et al. 2022), its indirect effects vary by country and sector. In low-income countries, positive effects hinge on factors like financial systems, the business environment, and human development (Vacaflores et al. 2017). In cases like Vietnam, the limited linkages created by foreign investors have led to minimal or even negative indirect employment impacts, as domestic investment is crowded out (Jenkins 2006).

Determinants of job creation

Heterogeneity of FDI. The literature on FDI highlights various characteristics, such as the country of origin and type of FDI, that influence FDI patterns and their effects on host economies (Cantwell 2009; Perri, Peruffo 2016). However, studies on the impact of FDI on job creation often overlook the heterogeneity of FDI. Javorcik (2004) emphasizes the country-of-origin effect, showing that FDI from technologically advanced nations fosters high-skilled job creation, while FDI from labor-abundant countries primarily generates low-skilled jobs. Conversely, Ni et al. (2023), using a frictional search-and-matching model for Japanese FDI, demonstrate the importance of the destination country. Their findings reveal that FDI to Asia boosts job creation, whereas FDI to Europe or North America tends to reduce jobs, reflecting the differing purposes of investment: accessing low-cost factors versus tapping into local markets.

The sectoral distribution of FDI further shapes its impact on employment. In developing countries, FDI tends to generate more jobs in labor-intensive manufacturing, often seen as a growth engine (Saurav et al. 2020). The job creation effect is amplified when these countries have better export market access (Karlsson et al. 2009). Conversely, the impact of FDI in services is mixed. While studies from countries like Ghana (Yeboah, Kyereme 2021), India (Mishra, Palit 2020), and Nigeria (Inekwe 2013) show positive contributions, other research finds negligible or negative effects (e.g., Nigeria (Onimis 2014) and India (Aarif, Tarique 2022)). In developed countries, FDI often drives a shift in employment from industry to services. Rozen-Bakher (2017) notes that while foreign investments in these economies are less labor-intensive, they create jobs in high-skilled manufacturing and service sectors, reflecting a move up the global value chain into high-value-added activities along the "smile curve" (Shih 1996).

Further granularity at the subsector level is essential to understand FDI's employment effects, given the structural shifts in FDI flows over recent decades. From 2004 to 2023, the share of services in total FDI projects increased from 66% to 81% (UNCTAD 2024). This trend underscores the need to examine subsectors such as financial and non-financial services, telecommunications, and software and hardware, where the employment impact of FDI is particularly pronounced (Sass et al. 2018).

GDP. The FDI literature highlights a bidirectional relationship between GDP and FDI (Kosztowniak 2016). On one hand, FDI supports economic growth; on the other, the size and growth of a market are critical factors for foreign investors when selecting an FDI location (Arora, Bhatia 2018). UNCTAD (2024) confirms that FDI tends to concentrate in larger and expanding markets where companies can achieve higher returns on capital investment. However, some studies argue that GDP growth rates, rather than GDP per capita, play a more decisive role in attracting FDI, particularly in smaller economies (Demirhan, Masca 2008).

This paper does not focus on attracting FDI but instead examines its impact on job creation. This perspective aligns with Okun's law, which links economic growth—not merely the size of an economy—to job creation. Furthermore, using regional data, this paper demonstrates that in the context of persistent economic disparities among EU regions (Balakrishnan et al. 2022), GDP growth serves as a crucial driver of job creation.

Technology intensity. FDI inflows accompanied by technology foster technology diffusion in host countries (Li et al. 2011). This diffusion is more pronounced in high-technology sectors than in low-technology ones, as it depends on technology creation and research and development intensity (Keller 2010). The productivity growth driven by technology diffusion through FDI is not automatic; it relies on the technological capabilities and absorptive capacity of domestic firms (Karahana, Çola 2022). Analyzing FDI in Indonesia, Yasin and Sari (2022) find that high-tech sectors experience the most significant productivity gains, leading to substantial job creation. Similarly, Nosova (2022) highlights that FDI stimulates job creation in high-technology sectors not only through productivity spillovers but also by implementing innovations introduced by innovative multinationals. Thus, the higher the technological intensity of the sector receiving FDI, the more substantial the job creation.

Quality of education. One of the key factors attracting foreign investors to a country is the quality and skills of the workforce, applicable to both developed and developing countries (Ali et al. 2022). On the other hand, FDI inflows influence both high- and low-skilled labor (Nguyen 2021). Advanced technologies, management expertise, and specialized knowledge accompanying FDI create demand for highly skilled workers, particularly in high-tech manufacturing and service sectors (Mayeko 2024; Crescenzi et al. 2022). At the same time, FDI generates jobs in labor-intensive sectors. For example, Nguyen et al. (2024) examine labor-intensive industries in Asia-Pacific countries and find that a 10% increase in FDI leads to a 0.89% increase in employment. Similarly, Ali (2022) highlights that FDI in labor-intensive sectors boosts employment in both developed and developing economies, especially in regions with abundant local labor. However, FDI tends to increase skilled labor-intensive jobs in developed countries and unskilled labor-intensive jobs in developing countries (Cruz et al. 2018). Overall, the effect of FDI on job creation is often more significant for skilled workers. Nevertheless, demand for unskilled workers persists, although it may decline due to digitalization and automation processes (Sinha et al. 2023).

Spatial effect. Spatial differences in labor market performance are substantial and persistent. Kuhn et al. (2021), using data from the United States, Germany, and the United Kingdom, identify similarities in spatial disparities related to unemployment, job openings, job search, and job filling within each country. The inflow of foreign direct investment (FDI) is often spatially concentrated, with foreign companies clustering in specific geographical regions (Esiyok, Ugur 2017). However, recent studies suggest that the spatial concentration of FDI is less pronounced (Zeng et al. 2024) or even shows signs of industrial dispersion (Ramachandran et al. 2020).

The key question for our analysis is whether FDI generates spatial effects on job creation. The literature on this topic is limited, primarily due to data constraints. Fazekas (2005) examines FDI inflows in Hungary and finds that regions with high FDI inflows experience higher job creation, contributing to growing regional labor market disparities. Similarly, Monastiriotis and Jordaan (2011) for Greece, and Thang et al. (2016) for Vietnam, highlight that the spatial distribution of FDI indirectly impacts job creation by influencing regional productivity differences.

3. Empirical model and data

3.1. Empirical models

Assessing the Impact of FDI on Job Creation in the EU Regions

To evaluate the impact of foreign direct investment (FDI) on job creation at the regional level, we specify a panel regression model that captures the relationship between FDI inflows and regional employment outcomes. The model includes key control variables to account for regional economic conditions, education quality, and technological intensity. The baseline specification is as follows:

$$\log(\text{Jobs}_{it}) = \alpha + \beta \cdot \log(\text{FDI}_{it}) + \gamma \cdot \log(\text{Div_FDI}_{it}) + \sum_{k=1}^K \delta_k X_{it}^k + \gamma_i + \delta_t + \varepsilon_{it} \quad (1)$$

Where: $Jobs_{it}$: Number of jobs created by FDI in region i at time t ; FDI_{it} : number of inward greenfield FDI in region i at time t ; Div_FDI_{it} is the inverse of the Herfindahl-Hirshman index defined through the following equation:

$$Div_FDI_{it} = \left\{ \sum_{s=1}^S \left[\frac{FDI_{rst}}{\sum_{s=1}^S FDI_{rst}} \right]^2 \right\}^{-1} \quad (2)$$

Whereby FDI_{rst} stands for the number of inward greenfield FDI by sector s for region r in year t ; Squaring the shares and summing them gives the Herfindahl-Hirschman Index (HHI) for that year. Taking the inverse gives the diversification index for that year: the higher the index, the more diversified the industrial profile characterising the set of inward FDI set up in a region. X_{it}^K is a vector of control variables capturing GDP per capita of region i at time t ; Educational attainment in region i , as a proxy for human capital; Level of technology intensity in region i , measured by the share of employed in high-tech sectors in region i . γ_i is a region-specific fixed effects to control for unobserved heterogeneity across regions; δ_t is the time-specific fixed effects to account for temporal shocks affecting all regions; and ε_{it} is the error term which is assumed to be well-behaved.

The coefficient β measures the elasticity of job creation with respect to total FDIs. A positive and statistically significant β would indicate that FDI positively contributes to job creation in the region. The coefficient γ measures the elasticity of job creation with respect to the diversification of FDIs. A positive and statistically significant γ would suggest that greater FDI diversification is associated with more job creation, possibly because it prevents over-reliance on a single sector, while a negative one that concentrating FDI in specific sectors (e.g., those with high labor intensity) is more effective for job creation than spreading it across multiple sectors. β reflects the **quantity effect** of FDI, while γ reflects the **quality or structure effect** of FDI.

Examining the Spatial Effects of FDI on Job Creation

Job creation in a region may not occur in isolation but could be influenced by developments in neighboring regions. For instance, FDI inflows in one region may create jobs not only locally but also through spillover effects, such as increased demand for goods and services or knowledge transfer across regional borders. Spatial econometric techniques allow us to explicitly account for these interdependencies in job creation across regions.

To account for potential spatial dependencies in job creation, we extend the baseline model by incorporating spatial econometric techniques. Specifically, we include spatial lag and spatial error components to analyze how FDI inflows in one region influence job creation in neighboring regions. The spatial lag model (SLM) is specified as follows:

$$\log(Jobs_{it}) = \alpha + \rho WJobs_{it} + \beta \cdot \log(FDI_{it}) + \gamma \cdot \log(Div_FDI_{it}) + \sum_{k=1}^K \delta_k X_{it}^K + \gamma_i + \delta_t + \varepsilon_{it} \quad (3)$$

Where: $\rho WJobs_{it}$: Spatially lagged dependent variable, representing the weighted average of job creation in neighboring regions; ρ : Spatial autoregressive coefficient, capturing the extent of spatial spillovers in job creation; Other variables are defined as in the baseline model (1).

The spatial lag model (SLM) includes a term that accounts for how job creation in a region is influenced by job creation in its neighboring regions. For instance, regions close to a

major economic hub may benefit from spillover effects as businesses expand or workers commute across borders. The spatial lag coefficient ρ helps us measure the strength of these regional interdependencies. A significant and positive ρ would indicate that job creation in one region positively impacts neighboring regions.

Alternatively, a spatial error model (SEM) can be specified to account for spatial autocorrelation in the error terms:

$$\log(\text{Jobs}_{it}) = \alpha + \beta \cdot \log(\text{FDI}_{it}) + \gamma \cdot \log(\text{Div_FDI}_{it}) + \sum_{k=1}^K \delta_k X_{it}^k + \gamma_i + \delta_t + \xi_{it} \quad (4)$$

$$\xi_{it} = \lambda W \xi_{it} + \varepsilon_{it} \quad (5)$$

Where: λ : Spatial error coefficient, indicating the degree of spatial correlation in the error term.

The spatial error model (SEM) is used when unobserved factors affecting job creation are spatially correlated. For example, infrastructure, regional policies, or cultural similarities that span neighboring regions might lead to similar employment outcomes. If these unobserved factors are not accounted for, they could bias the results. By including a spatial error term ξ_{it} , the SEM captures such correlations, and the coefficient λ quantifies the degree of spatial dependence in the errors.

The spatial econometric framework allows us to test whether FDIs in one region generate spillover effects on neighboring regions' employment outcomes. The significance of ρ (in SLM) or λ (in SEM) would provide evidence of spatial dependence. The main difference between the SLM and SEM lies in what they account for. The SLM explicitly models the influence of neighboring regions' job creation on the region of interest, focusing on direct spillover effects. In contrast, the SEM captures spatial dependence that arises indirectly from unobserved factors shared by neighboring regions. By testing for the significance of ρ (in SLM) or λ (in SEM), we can determine whether FDIs generate meaningful spillovers to neighboring regions or whether unobserved spatial factors drive regional employment outcomes.

In the two models, the usage of the fixed effects is critical in identifying the impact of FDI on regional job creation while accounting for unobserved heterogeneity. Regional FEs control for time-invariant characteristics specific to each region, such as historical economic development, geographic factors, and infrastructure levels. For example, they help isolate the effect of FDI by neutralizing regional disparities that persist over time. Since the regions are well-defined and self-contained (no cross-border overlap), these effects implicitly absorb national characteristics. The absence of cross-border regions also implies that regional FEs capture country-level heterogeneity indirectly. This includes national policies, institutional frameworks, and initial levels of development. As countries differ significantly in their legal, economic, and social systems, these implicit country FEs account for variations that could otherwise bias the results. For example, they reflect baseline economic and institutional conditions, such as labor market structures or industrial bases, present at the start of the period studied. Regional and country FEs also encapsulate the effects of national policies, including labor regulations, FDI incentives, or trade agreements, which could influence FDI inflows and their employment effects.

3.2. Estimation method

To estimate (1), three estimation approaches are employed: FE regression, instrumental variable (IV) regression, and dynamic panel Generalized Method of Moments (GMM). First, a fixed-effects (FE) model is estimated to provide initial insights into the relationships between job creation, FDI, and other control variables. To address potential endogeneity concerns, an instrumental variable approach is applied. Endogenous regressors, including FDI inflows, FDI diversification, and GDP, are instrumented using their own lags. The fixed effects IV-GMM estimation ensures consistency by exploiting the exogenous variation in lagged values as instruments. Finally, a dynamic panel data model is estimated, incorporating the lagged dependent variable to capture dynamic adjustments in job creation. The GMM framework also accounts for endogeneity by using lagged levels and differences of the variables as instruments. Collapsed instruments were used to minimize instrument proliferation and maintain model efficiency. To account for potential within-region correlation of errors over time, standard errors are clustered at the region level, ensuring robust inference in the presence of panel-specific autocorrelation and heteroskedasticity.

Endogeneity is a significant concern in this context due to the potential bidirectional relationships between job creation, FDI inflows, and FDI diversification. Higher FDI inflows may stimulate job creation by directly generating employment opportunities, while simultaneously, regions with greater job creation potential may attract more FDI. Similarly, FDI diversification, which reflects the variety of sectors receiving FDI, might influence job creation through sectoral reallocation and skill enhancement, but regions with strong job markets may also attract a more diverse set of FDI inflows. GDP, as a measure of economic performance, is both a determinant and an outcome of FDI and job creation, creating an additional layer of simultaneity. These interdependencies create endogeneity, which, if unaddressed, could lead to biased and inconsistent parameter estimates. The use of lagged variables as instruments helps mitigate this issue by leveraging past values that are plausibly exogenous to current shocks in the dependent variable. We rely on the standard set of tests of instruments' validity.

To estimate (2), a spatial panel data maximum likelihood estimator (XSMLE) is employed. This method allows for the estimation of models with individual-specific heterogeneity and can handle both fixed and random effects. We rely on FE estimator, with both regional and years fixed effects introduced. It provides efficient estimates by maximizing the likelihood function, accounting for potential correlations within the error terms across regions and over time. Additionally, this approach allows for flexibility in modeling the distribution of the errors, making it well-suited to handle issues of heteroskedasticity and autocorrelation. By using maximum likelihood estimation, this method ensures more precise and robust inference, particularly when dealing with non-linear relationships and complex error structures.

3.3. Data and some stylized facts

We have microdata - individual FDI projects - i.e. FDI Markets Crossborder Monitor database, the most comprehensive online database for cross-border greenfield direct investments in the EU-27. The database originates from cross-border direct investment and contains all FDI projects from the years 2003 to 2023 that have flowed into the EU countries. For a given FDI project, it documents the country of origin and target country, the target sector, the number of jobs created, and main business activity of newly established company. It also includes an indicator of the region in which the FDI flew in; the indicator we are interested in. The latter is provided only for the old EU member states, though.

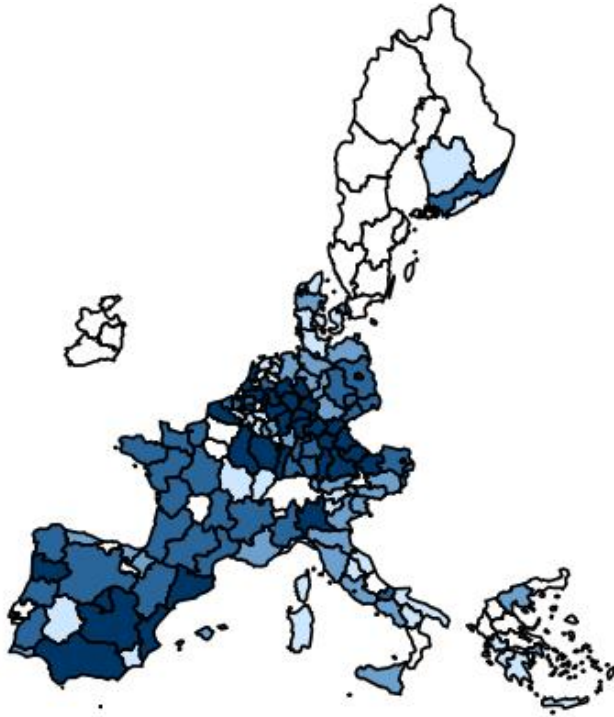
The source of the other data is the Annual Regional Database of the European Commission's Directorate General for Regional and Urban Policy (ARDECO) and the Regional Database of the Eurostat. These data are available for the period 2012-2023.

The analysis covers 109 regions across the old EU member states over 2012–2023. In our FDI Markets database, information for Sweden and Ireland is at the NUTS-0 level, while information on the UK is not provided at all. Therefore, these countries are excluded from the analysis. For the rest of the countries, regions are selected based on institutional power and socio-institutional homogeneity to ensure cross-country comparability and self-containment of MNC-local economy interactions (Crescenzi et al., 2014). NUTS-1 regions are used for Belgium and Germany, while NUTS-2 regions are used for all the other countries. The five French Overseas Departments are excluded à priori from the analysis. The sample does not include the French region of Corsica and the Spanish regions of Canary Islands, Ceuta and Melilla due to data availability constraints.

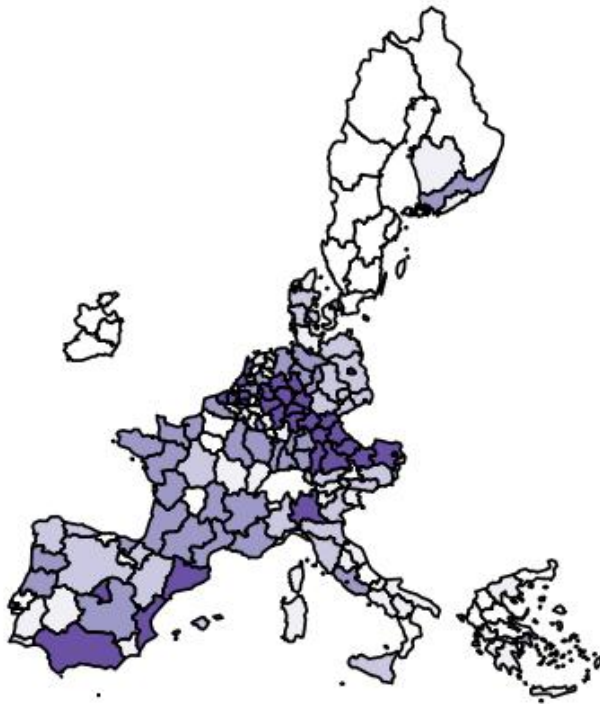
There are significant regional differences in the scale, distribution, and sectoral diversity of FDI across Europe (Map 1). While Germany and Spain dominate in terms of job creation, project numbers, and diversification, rest of the regions, particularly in the south of Europe show growing FDI activity but with less employment impact and narrower sectoral engagement. Panel (a) highlights that regions in Spain, France, and Germany, exhibit the highest job creation by FDI, reflecting their strong economic conditions and ability to attract significant FDI. Panel (b) illustrates the number of inward FDI projects by region and reveals similar pattern. While, panel (c), which presents FDI diversification (darker regions exhibiting lower concentration), reveals that regions like Île-de-France, parts of north Spain, exhibit high sectoral diversification, signaling a broad-based approach to FDI. In contrast, many of the rest of the European regions – which showed high FDI inflows and related jobs, show lower diversification, often relying heavily on a few industries, such as manufacturing or logistics.

Map 1 – Geographic distribution of FDI-related indicators

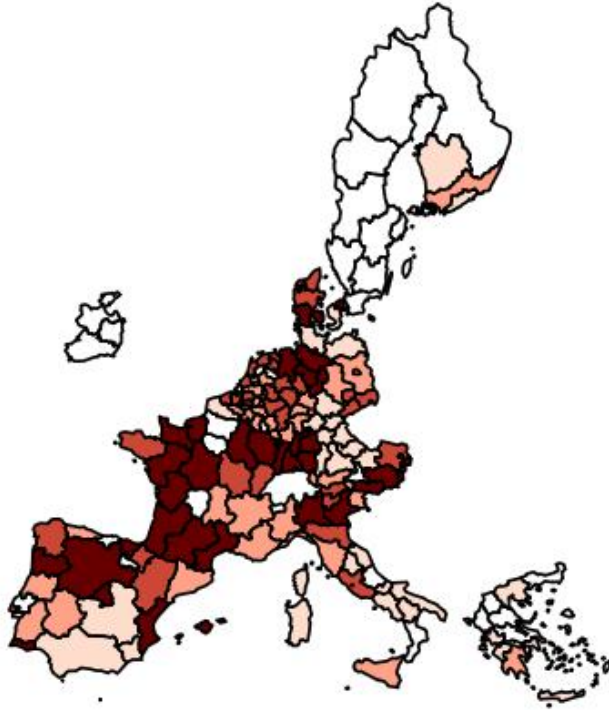
a) Jobs generated by FDI



b) Inward FDI (number of projects)



c) FDI diversification (Inverse of the Herfindahl-Hirshman index)



Source: *FDI Markets Crossborder Monitor database (2023)*.

Note: White regions refer to missing data.

All the variables used, their descriptions and sources are listed in Annex 1.

4. Results and discussion

4.1. FDI and regional job creation

Table 1 presents the estimation results for the determinants of job creation by FDI using three different methods: Fixed Effects (FE), Instrumental Variable Generalized Method of Moments (IV-GMM), and Dynamic Panel GMM (DP-GMM). For each of the three methods, we first run model (1) with no additional explanatory variable, while then we add them. Towards the bottom of the table, there are relevant tests, particularly when we rely on instruments. The p-values for the Hansen test indicate that the instruments used in the GMM models are valid, with no overidentification concerns. The IV-GMM models pass the underidentification test, confirming the relevance of the instruments. The Arellano-Bond test confirms first-order serial correlation, and no evidence of second-order serial correlation, satisfying the requirements for dynamic GMM validity.

Across all specifications, the number of inward FDI is positively and significantly associated with FDI-induced job creation, with coefficients ranging from 1 to 1.9. This indicates that a 1% increase in the number of inward FDI is associated with approximately a 1% to 1.9% increase in jobs created. The higher coefficients in the IV-GMM and DP-GMM models suggest that accounting for endogeneity amplifies the estimated effect of FDI on job creation, highlighting its critical role in regional employment growth.

The negative and significant coefficients on FDI diversification in most specifications indicate that less concentrated (more diversified) FDI inflows are associated with reduced job creation. This suggests that specialization, rather than diversification, of FDI may be more beneficial for employment, possibly due to economies of scale or concentrated sectoral impacts. So, regions should consider specialization strategies to maximize employment benefits from FDI. However, policymakers must also ensure that overspecialization does not lead to economic vulnerabilities, such as dependence on a single industry. The effect diminishes in magnitude and significance in the IV-GMM models, potentially due to the smaller sample size and endogeneity adjustments, but the sign remains negative and of comparable magnitude.

GDP per capita exhibits a negative relationship with job creation, although this effect is statistically significant only in the DP-GMM models. This could reflect the diminishing marginal employment impact of FDI in more developed regions, where higher productivity might offset the need for additional labor. Additionally, it could suggest that less developed regions experience a greater boost in employment from foreign direct investment, probably due to lower labor costs and higher demand for jobs. Policy makers may need to tailor their FDI attraction strategies to the level of regional development. Similarly, the proportion of individuals with tertiary education has inconsistently negative and significant relationship with job creation. This counterintuitive finding may indicate that FDI in these regions targets less labor-intensive sectors or FDI inflows are targeting mid-skill or low-skill industries, such as manufacturing, services, or resource-based sectors. The percentage of employment in high-tech sectors has an insignificant relationship with job creation in all models. This suggests that FDI-related job creation may not be concentrated in high-tech industries but rather in other sectors. Policymakers aiming to attract FDI to high-tech or knowledge-intensive sectors may need to implement targeted incentives and improve industry-academia collaboration.

In the DP-GMM model, the lag of the dependent variable is insignificant, suggesting weak persistence in job creation trends by FDI. This could indicate that new FDI inflows and diversification patterns have more immediate effects on job creation rather than being driven by past levels. This then suggests that the IV-GMM estimates may be more relevant representation of reality; there, the diversification effects are statistically insignificant. To sustain long-term employment benefits, governments may need to focus on policies that retain FDI and encourage reinvestment. Overall, results highlight the critical role of inward FDI in driving job creation, while diversification appears to have a nuanced effect that may depend on sectoral composition.

Table 1 – Results: FDI and job creation

Dependent variable: Log of the number of jobs created by FDI						
	FE		IV-GMM		DP-GMM	
	(1)	(2)	(3)	(4)	(5)	(6)
Log of number of inward FDI	1.114*** (0.048)	1.242*** (0.066)	1.000*** (0.271)	1.888*** (0.430)	1.145*** (0.065)	1.142*** (0.083)
Log of inverse HH index of DFI	-0.220*** (0.034)	-0.189*** (0.046)	-0.114 (0.382)	-0.164 (0.450)	-0.238*** (0.035)	-0.191*** (0.060)
Log of GDP per capita		-0.618		-4.164		-2.386*

		(0.820)		(2.691)		(1.415)
Tertiary education (%)		-0.0310**		-0.0794**		0.0157
		(0.013)		(0.035)		(0.021)
Employed in HTC sectors (%)		-0.0211		0.0764		0.0611
		(0.055)		(0.136)		(0.091)
Lag of the dependent variable				-0.0207		0.00209
				(0.032)		(0.043)
Constant	4.297***	11.21		4.089***		27.85*
	(0.116)	(8.491)		(0.329)		(14.250)
Observations	1,987	989	1,465	796	1,733	932
R-squared	0.443	0.518	0.485	0.414		
Number of region_num	120	97	94	79	112	93
Arellano-Bond test for AR(1) in first differences						
Ho: No serial correlation					0.000	0.000
Arellano-Bond test for AR(1) in second differences						
Ho: No serial correlation					0.695	0.388
Hansen test (p-value)						
Ho: Instruments are valid			0.193	0.597	0.111	0.288
Underidentification test (F-value)						
Ho: Model is underidentified			6.695	6.742		
<i>Source: Authors' estimates. *, ** and *** denote statistical significance at the 10%, 5% and 1% level, respectively. Standard errors robust to arbitrary heteroskedasticity. Standard errors clustered at regional level. Regional and yearly fixed effects included.</i>						

4.2. FDI's spatial effect on regional job creation

Table 2 presents results from both the Spatial Lag Model (SLM) and the Spatial Error Model (SEM), offering a detailed analysis of the spatial dynamics underlying the relationship between FDI inflows and regional job creation. The coefficients for the number of inward FDI remain consistently positive and statistically significant at the 1% level across all specifications (and as in *Table 1*), underscoring the strong role of FDI inflows in fostering regional job creation. The magnitude of the coefficient (ranging from 1.23 to 1.26) indicates that a 1% increase in FDI inflows leads to approximately a 1.25% increase in regional job creation. This finding highlights the pivotal role of FDI as a key driver of economic growth and employment at the regional level. Similarly, the education-employment paradox persists even when considering spatial effects. This suggests that job creation benefits appear to be stronger in regions where FDI is more concentrated within specific industries. While diversification may help with resilience and knowledge spillovers, regions seeking short-term job creation gains should focus on sectoral specialization.

In the SLM, the spatial lag coefficient ρ is consistently positive and highly significant (at the 1% level). This parameter captures the extent to which job creation in one region is influenced by job creation in neighboring regions, reflecting direct spatial spillover effects. The estimated values (0.0453–0.0462) suggest a modest but important spatial interdependence, where an increase in job creation in a region triggers a ripple effect that

benefits nearby regions. This finding implies that regional economies are interconnected, and the gains from FDI in one area do not remain localized but spread across regional borders. FDI spillovers exist across regional borders likely due to supply chain linkages, labor migration, and increased demand for goods and services. Regional governments should coordinate FDI strategies rather than competing against each other, as investment in one area can benefit multiple regions.

In the SEM, the spatial error coefficient λ is also positive, statistically significant, and of a comparable magnitude (0.0509–0.0527). This parameter captures the degree of spatial autocorrelation in the residuals, indicating that unobserved factors affecting job creation are spatially clustered. These unobserved factors may include shared infrastructure, regional policies, historical industrial clusters, cultural and institutional similarities, or natural advantages that span across neighboring regions. Governments should invest in regional infrastructure and policy harmonization to enhance the positive employment effects of FDI. A significant λ implies that ignoring these spatial dependencies could lead to biased estimates and misinterpretation of the effects of FDI on job creation. The SEM, therefore, provides crucial insights into the role of underlying spatially correlated factors that are not explicitly captured in the model but still influence regional employment outcomes.

The significant and positive ρ and λ coefficients across the models underscore the importance of spatial interdependencies in regional economic dynamics. The results suggest that regional policy interventions aimed at attracting FDI should consider these spatial spillovers to maximize their impact. For instance, a targeted investment in one region could generate broader employment benefits if the surrounding areas are well-integrated through infrastructure, labor mobility, or trade networks. Additionally, the findings from the SEM indicate that policymakers should address spatially correlated unobserved factors—such as regional inequality in infrastructure or institutional quality—to enhance the overall effectiveness of FDI in driving employment.

The high R-square values (ranging from 0.764 to 0.773) and the robustness of the standard errors to heteroskedasticity and clustering further validate the reliability of the models. Collectively, these results not only highlight the critical role of FDI in regional development but also demonstrate the necessity of accounting for spatial interdependencies to fully understand and harness the economic benefits of cross-regional linkages.

Table 2 – Results: Spatial effect of FDI and job creation

	Spatial Lag Model		Spatial Error Model	
	(1)	(2)	(3)	(4)
Log of number of inward FDI	1.232*** (0.042)	1.244*** (0.042)	1.255*** (0.042)	1.263*** (0.043)
Log of inverse HH index of DFI	-0.197*** (0.039)	-0.200*** (0.039)	-0.196*** (0.039)	-0.199*** (0.039)
Log of GDP per capita		-2.60E-05 (0.000)		-1.98E-05 (0.000)
Tertiary education (%)		-0.0247**		-0.0247**

		(0.012)		(0.012)
Employed in HTC sectors (%)		0.0449		0.0385
		(0.049)		(0.050)
Rho, spatial autoregressive coefficient	0.0462***	0.0453***		
	(0.009)	(0.009)		
Lambda, spatial error coefficient			0.0527***	0.0509***
			(0.011)	(0.011)
sigma2_e	0.451***	0.444***	0.446***	0.445***
	(0.018)	(0.017)	(0.018)	(0.017)
Observations	1,308	1,308	1,308	1,308
R-squared	0.772	0.773	0.764	0.767
Number of region_num	109	109	109	109
<i>Source: Authors' estimates. *, ** and *** denote statistical significance at the 10%, 5% and 1% level, respectively. Standard errors robust to arbitrary heteroskedasticity. Standard errors clustered at regional level. Regional and yearly fixed effects included.</i>				

5. Robustness checks

5.1. Accounting for FDI non-linear effect

To assess the robustness of our findings, we examine whether the relationship between FDI and employment exhibits nonlinearities. While our baseline specifications (1) and (3) assume a linear relationship between the logarithm of FDI and employment, it is plausible that the effects of FDI diminish at higher levels, reflecting potential diminishing returns to scale. Several mechanisms could explain this pattern. First, as FDI inflows increase, initial job creation may be strong, but over time, firms may shift toward capital-intensive production, reducing the incremental demand for labor. Second, labor market rigidities, such as skill mismatches or wage pressures, could limit further employment gains. Third, competition effects may arise, where foreign firms displace domestic firms, offsetting some employment benefits. To account for these potential nonlinearities, we introduce a quadratic term, $\log(\text{FDI})^2$, into the model.

Table 3 presents the results. It is to be noted that the coefficient on the log of the number of FDIs increases when a non-linear effect is accounted for. This suggests that failing to account for non-linearity may underestimate the initial positive effect of FDI on job creation. The coefficients of the quadratic term are consistently negative and statistically significant across most of the specifications. This suggests a diminishing marginal effect of FDI on job creation: while an increase in FDI initially leads to job creation, at higher levels, its impact weakens and may even turn negative. The positive coefficient of inward FDI combined with the negative quadratic term implies an inverted-U relationship. This aligns with theories suggesting that, while FDI stimulates employment at lower levels, excessive FDI inflows may saturate labor demand or introduce automation, displacing local jobs.

The coefficient on the diversification of FDI by sectors significantly increases with the inclusion of the quadratic term of the number of inward FDIs, which can be explained by

the fact that sectoral diversification interacts with the non-linear effects of FDI. As FDI inflows become more diversified across different sectors, the positive impact on job creation is magnified, especially at lower levels of FDI. This suggests that regions with a more diversified sectoral base can better absorb and benefit from FDI, as different sectors may respond differently to FDI, thereby boosting overall employment. However, once the non-linear relationship of FDI is considered, this effect becomes more pronounced, reflecting the complex dynamics between sectoral diversification and the diminishing returns of FDI at higher levels.

The rest of the coefficients and the respective tests remain robust, i.e. along the signs and sizes observed in **Table 1** and **Table 2**.

Table 3 – Robustness tests: FDI and job creation with non-linearities

	Dependent variable: Log of the number of jobs created by FDI									
	FE		IV-GMM		DP-GMM		Spatial Lag Model		Spatial Error Model	
	(1)	(2)	(3)	(4)	(5)	(6)	(7)	(8)	(9)	(10)
Log of number of inward FDI	1.520*** (0.074)	1.847*** (0.106)	-1.17 (1.566)	2.143** (0.950)	1.457*** (0.158)	1.777*** (0.210)	1.769*** (0.073)	1.764*** (0.073)	1.764*** (0.073)	1.760*** (0.073)
Log of number of inward FDI squared	-0.0955*** (0.013)	-0.153*** (0.018)	0.252 (0.201)	-0.137 (0.126)	-0.0818*** (0.029)	-0.167*** (0.046)	-0.146*** (0.017)	-0.144*** (0.017)	-0.140*** (0.017)	-0.139*** (0.017)
Log of inverse HH index of DFI	-0.286*** (0.029)	-0.270*** (0.042)	0.71 (0.614)	0.204 (0.362)	-0.277*** (0.036)	-0.262*** (0.060)	-0.267*** (0.039)	-0.262*** (0.039)	-0.264*** (0.039)	-0.259*** (0.039)
Log of GDP per capita		0.098 (0.759)		-1.569 (3.044)		-1.796** (0.812)		-0.000003 (0.000)		0.000004 (0.000)
Tertiary education (%)		-0.0101 (0.014)		(0.039)		-0.0574 (0.017)		-0.0135 (0.012)		-0.0138 (0.012)
Employed in HTC sectors (%)		-0.0188 (0.048)		0.143 (0.147)		0.127 (0.086)		0.0509 (0.048)		0.0462 (0.049)
Lag of the dependent variable					-0.00992 (0.032)	0.0107 (0.038)				
Constant	4.074*** (0.115)	2.789 (7.856)			3.985*** (0.323)	21.01*** (8.033)				
Rho, spatial autoregressive coefficient							0.0479*** (0.009)	0.0476*** (0.009)		
Lambda, spatial error coefficient									0.0500*** (0.011)	0.0498*** (0.011)
sigma2_e							0.424*** (0.017)	0.422*** (0.017)	0.423*** (0.017)	0.423*** (0.017)
Observations	1,987	989	1,465	796	1,733	932	1,308	1,308	1,308	1,308
R-squared	0.461	0.551	-0.242	0.45			0.764	0.768	0.78	0.77
Number of region_num	120	97	94	79	112	93	109	109	109	109
AR(1) in first differences					0	2.45E-06				
AR(1) in second differences					0.823	0.534				
Hansen test (p-value)			0.616	0.547	0.099	0.78				
Underidentification test (F-value)			2.969	8.826						

Source: Authors' estimates. *, ** and *** denote statistical significance at the 10%, 5% and 1% level, respectively. Standard errors robust to arbitrary heteroskedasticity. Standard errors clustered at regional level. Regional and yearly fixed effects included.

5.2. Accounting for the quality of jobs generated

In the second robustness-testing attempt, we make use of another unique feature of our FDI Markets Crossborder Monitor database – the provision of the business activity of each FDI project. There are 16 business activities ranging from pre-production activities like Design, Development & Testing up to post-production ones such as Shared Services or ICT & Internet Infrastructure. They are provided in Table A2 in Annex 2; we use the same piece of information to classify the 16 categories into 6 coarse categories: pre-production, production and post-production.

We design a Job Quality Index (JQI) to capture the functional composition of FDI projects within each region. Unlike the sectoral diversification index, which measures the spread of FDI across different sectors, the JQI focuses on the types of jobs that FDI generates. Specifically, it distinguishes between high-value and low-value functions, reflecting the quality of employment rather than its quantity or sectoral distribution. A region may attract a highly specialized set of FDI projects across certain sectors, but if these projects are concentrated in low-value-added functions, it may still result in poor job quality. Conversely, a region with a more diversified FDI base may create high-value jobs if these projects are concentrated in higher-level business functions such as research and development, management, or post-production activities. The JQI will therefore serve as an indicator of the functional composition of job creation, showing whether FDI projects are generating jobs with higher added value and better compensation.

To calculate the Job Quality Index (JQI), for each region and year, we calculate the share of total jobs created by FDI in each business function. This allows us to determine the distribution of jobs across various functions. Next, we aggregate the employment shares within each category, assigning weights based on the assumed quality of the jobs in each function. For example, jobs in high-value functions like R&D and management are given more weight than those in low-value production roles.

To ensure that the JQI is not merely a rebranding of the sectoral diversification index, we compute the correlation between the two indices across regions and years and obtained a coefficient of -13.9%.

Results are presented in **Table 4**. The coefficient on JQI is consistently negative, suggesting that regions with a higher concentration of higher-quality jobs from FDI may experience a decrease in total employment growth. This result, while peculiar at first, could indicate a few potential dynamics. One possibility is that regions with a more specialized, high-quality job base (e.g., management or R&D roles) may not generate as many total jobs compared to regions with a more labor-intensive FDI focus. High-value functions could displace lower-value, labor-intensive jobs, leading to an overall reduction in the number of FDI-related positions. Additionally, this negative relationship might reflect inverted causality, where economically stronger regions with better-skilled labor forces attract high-quality jobs, but these jobs don't necessarily contribute to a significant increase in total employment. However, the reversed causality is taken into account in the GMM-type of estimators, but the sign and significance are only lost in the static specification, not in the dynamic ones. Another explanation could lie in sectoral or functional imbalances: regions that attract high-quality jobs often have industries or

workforce profiles that are less labor-intensive, which could result in lower overall job creation despite the presence of higher-value functions.

It is noticeable that when JQI is added to the model, the coefficient on the log of the number of inward FDI slightly lowers, while the coefficient on sectoral FDI diversification slightly increases compared to the baseline estimates. This suggests that the inclusion of the JQI introduces a more nuanced understanding of FDI's impact on job creation. The slight decrease in the coefficient for inward FDI indicates that, once job quality is accounted for, the relationship between the volume of FDI and job creation becomes somewhat weaker. This could reflect the fact that high-quality jobs, which may be fewer in number, are less sensitive to increases in the overall level of inward FDI.

On the other hand, the slight increase in the coefficient for sectoral FDI diversification suggests that the broader diversification of FDI across sectors becomes more important when the functional composition of FDI is taken into account. This could indicate that regions with a more diversified FDI base are better able to generate employment, especially when considering the quality of jobs created within those sectors.

In summary, the addition of the JQI helps clarify that while the total amount of FDI remains significant, the diversity of sectors and the quality of jobs created are also crucial factors influencing employment outcomes. The rest of the coefficients and the respective tests remain robust, i.e. along the signs and sizes observed in **Table 1** and **Table 2**.

Table 4 – Robustness tests: FDI and job creation with job quality index

	Dependent variable: Log of the number of jobs created by FDI									
	FE		IV-GMM		DP-GMM		Spatial Lag Model		Spatial Error Model	
	(1)	(2)	(3)	(4)	(5)	(6)	(7)	(8)	(9)	(10)
Log of number of inward FDI	1.006*** (0.039)	1.133*** (0.056)	1.023*** (0.238)	1.457*** (0.386)	1.020*** (0.061)	1.031*** (0.072)	1.111*** (0.042)	1.124*** (0.042)	1.135*** (0.042)	1.139*** (0.042)
Log of inverse HH index of DFI	-0.239*** (0.030)	-0.219*** (0.044)	-0.24 (0.344)	-0.534 (0.463)	-0.256*** (0.034)	-0.226*** (0.056)	-0.222*** (0.037)	-0.224*** (0.038)	-0.221*** (0.037)	-0.221*** (0.038)
Job quality index	-0.00376*** (0.000)	-0.00336*** (0.001)	0.00124 (0.004)	-0.00830** (0.003)	-0.00363*** (0.000)	-0.00323*** (0.001)	-0.00368*** (0.000)	-0.00376*** (0.000)	-0.00370*** (0.000)	-0.00373*** (0.000)
Log of GDP per capita		-0.138 (0.792)		-4.842* (2.507)		-2.056 (1.328)		-0.00000868 (0.000)		-0.0000021 (0.000)
Tertiary education (%)		-0.0308** (0.013)		(0.031)		-0.0563* (0.020)		0.0159 (0.011)		-0.0303*** (0.012)
Employed in HTC sectors (%)		-0.0124 (0.055)		0.082 (0.122)		0.0705 (0.085)		0.0504 (0.048)		0.0417 (0.048)
Lag of the dependent variable					-0.0216 (0.030)	0.00145 (0.041)				
Constant	5.019*** (0.112)	6.878 (8.199)			4.944*** (0.306)	25.06* (13.380)				
Rho, spatial autoregressive coefficient							0.0450*** (0.009)	0.0415*** (0.009)		
Lambda, spatial error coefficient									0.0504*** (0.011)	0.0488*** (0.011)
sigma2_e							0.409*** (0.016)	0.415*** (0.017)	0.408*** (0.016)	0.406*** (0.016)
Observations	1,987	989	1,465	796	1,733	932	1,308	1,308	1,308	1,308
R-squared	0.494	0.553	0.446	0.39			0.799	0.796	0.794	0.788
Number of region_num	120	97	94	79	112	93	109	109	109	109
AR(1) in first differences					1.60E-10	4.12E-06				
AR(1) in second differences					0.91	0.598				
Hansen test (p-value)			0.266	0.831	0.099	0.78				
Underidentification test (F-value)			5.912	4.097						

Source: Authors' estimates. *, ** and *** denote statistical significance at the 10%, 5% and 1% level, respectively. Standard errors robust to arbitrary heteroskedasticity. Standard errors clustered at regional level. Regional and yearly fixed effects included.

6. Conclusions and implications

This study investigates the impact of foreign direct investment (FDI) heterogeneity on job creation in regions of old EU member states, employing dynamic and spatial econometric models with panel data from 109 regions over the period 2012–2023. The analysis incorporates detailed projects data on FDI characteristics, regional GDP growth, educational attainment, and technological intensity to explore how these factors interact in driving job creation. The main results reveal that FDI remains a powerful driver of regional job creation, but its effectiveness depends on FDI sectoral specialization and regional linkages. We find that more specialized FDI inflows tend to yield higher employment gains. Spatial econometric analysis further demonstrates significant spatial spillovers, where job creation in one region positively impacts neighboring regions, amplifying the overall employment effects of FDI.

When accounting for nonlinear effect of FDIs on job generation, the results reveal a diminishing marginal effect, indicating an inverted-U relationship. While FDI initially boosts employment, its impact weakens at higher levels, potentially due to labor market saturation or automation. Additionally, inclusion of a Job Quality Index (JQI) reveals that regions attracting higher-quality jobs from FDI, such as management or R&D positions, may experience slower total employment growth, due to displacement of labor-intensive jobs or a shift toward less labor-intensive industries.

From a policy perspective, the findings have several implications. First, policymakers should prioritize attracting FDI in sectors with high employment elasticity, particularly in regions with untapped labor potential. This applies in particular to less developed regions, where job creation is more pronounced due to lower labor costs and the higher absorption capacity of the workforce. Second, regional strategies should leverage the observed spatial spillovers by fostering cross-regional collaboration and infrastructure development to maximize the broader economic benefits of FDI. Third, balancing FDI diversification with strategic sectoral targeting can enhance both resilience and job creation, ensuring that regional labor markets effectively absorb the benefits of foreign investment. The finding challenges conventional wisdom that diversification is always beneficial, implying that certain sectors are better suited for FDI-induced job creation. Fourth, we found that FDI induced job creation does not have strong persistence over time. This finding implies that new FDI inflows are necessary for continuous employment growth, rather than job creation being sustained by past investment trends. It highlights the risk of over-reliance on FDI for job growth and the need for complementary domestic policies to ensure sustained labor market benefit. Finally, FDI inflows target medium- and low-skilled sectors where highly skilled workers do not match the demand for labor. This points to a potential mismatch between education systems and the sectors that attract FDI, which calls for more adaptive labor market policies.

Further research could explore several promising avenues. For instance, examining the sector-specific characteristics of FDI inflows and their long-term effects on regional employment could provide more granular insights. Additionally, investigating the role of institutional quality and regional policy frameworks in mediating FDI's impacts would enrich our understanding of the contextual factors shaping FDI's effectiveness. Expanding the analysis to include dynamic interactions between FDI and other regional

economic variables, such as innovation and productivity, could also offer a more holistic perspective on the transformative potential of foreign investment in regional development.

References

- Aarif, M., Tarique, M., 2022. Does FDI Generate Employment? An Empirical Study of Indian Service Sector. *SDMIMD J. Manag.* 13, 63. <https://doi.org/10.18311/sdmimd/2022/29585>
- Abebe, G., Mcmillan, M.S., Serafinelli, M., 2022. <https://doi.org/10.2139/ssrn.3643186>. *J. Dev. Econ.* 158, 102926.
- Agustí-Panareda, Jordi Puig, S., 2015. Labor Protection and Investment Regulation: Promoting a Virtuous Circle. *Arizona Leg. Stud. Discuss. Pap.* 16, 1987–2005.
- Agwu, M., 2014. Strategic Impact of Inward Foreign Direct Investment on the Labour Markets of Developing Economies. *J. Manag. Mark. Logist.* 1, 297–310.
- Amoroso, S., Moncada-Paternò-Castello, P., 2018. Inward greenfield FDI and patterns of job polarization. *Sustain.* 10, 1–20. <https://doi.org/10.3390/su10041219>
- Arnal, E Hijzenl, A., 2008. The Impact of Foreign Direct Investment on Wages and Working Conditions. *OECD Soc. Employ. Migr. Work. Pap.* 68, 1–38.
- Arora, D.A., Bhatia, B.S., 2018. Interlinkages between FDI Inflow and Economic Growth. *Int. J. Appl. Res.* 4, 201–204. <https://doi.org/10.22271/allresearch.2018.v4.i7c.9083>
- Assamah, D., Yuan, S., 2024. Greenfield investment and job creation in Ghana: a sectorial analysis and geopolitical implications of Chinese investments. *Humanit. Soc. Sci. Commun.* 11, 1–11. <https://doi.org/10.1057/s41599-024-02789-w>
- Balakrishnan, R., Ebeke, C., Firat, M., Malacrino, D., Rabier, L., 2022. Regional Disparities in Europe, WP/22/198, September 2022. *IMF Work. Pap.* 22, 1–32.
- Bayar, Y., Remeikienė, R., Žufan, J., Novotný, M., 2020. Unemployment effects of greenfield and brownfield investments in post-transition European union members. *Ekon. a Manag.* 23, 4–16. <https://doi.org/10.15240/tul/001/2020-2-001>
- Brincikova, Z., Darmo, L., 2014. the Impact of FDI Inflow on Employment in V4 Countries 92. *Eur. Sci. J.* 1, 1857–7881.
- Cantwell, J., 2009. Location and the multinational enterprise. *J. Int. Bus. Stud.* 40, 35–41. <https://doi.org/10.1057/jibs.2008.82>
- Crescenzi, R., Pietrobelli, C., Rabellotti, R. 2014. Innovation drivers, value chains and the geography of multinational corporations in Europe, *Journal of Economic Geography*, 14, 1053-1086.
- Crescenzi, R., Ganau, R., Storper, M., 2022. Does foreign investment hurt job creation at home? the geography of outward FDI and employment in the USA. *J. Econ. Geogr.* 22, 53–79. <https://doi.org/10.1093/jeg/lbab016>
- Cruz, M., Nayyar, G., Toews, G., Vezina, P.-L., 2018. FDI and the Skill Premium: Evidence from Emerging Economies. *World Bank Policy Res. Work. Pap.* 8613, 1–33. <https://doi.org/10.1596/1813-9450-8613>
- Demirhan, E., Masca, M., 2008. Determinants of foreign direct investment flows to developing countries: A cross-sectional analysis. *Prague Econ. Pap.* 17, 356–369. <https://doi.org/10.18267/j.pap.337>
- Desbordes, R., Franssen, L., 2019. Foreign direct investment and productivity: A cross-country, multisector analysis. *Asian Dev. Rev.* 36, 54–79. https://doi.org/10.1162/adev_a_00123

- Do, Q.A., Le, A.D., 2023. Effect of foreign direct investment on wage inequalities between skilled and unskilled workers in Vietnam. *Econ. Financ. Lett.* 10, 13–21. <https://doi.org/10.18488/29.v10i1.3254>
- Driffield, N., Taylor, K., 2000. FDI and the labour market : A review of the evidence and policy implications. Paper prepared for the special edition of Oxford Review of Economic Policy on Globalisation and Labour Markets. *Oxford Rev. Econ. Policy* 16, 90–103.
- Earle, J.S., Telegdy, A., Antal, G., 2012. FDI and Wages: Evidence from Firm-Level and Linked Employer-Employee Data in Hungary, 1986-2008. *IZA Discuss. Pap.* 1986–2008. <https://doi.org/10.2139/ssrn.2196760>
- Emako, E., Nuru, S., Menza, M., 2022. The effect of foreign direct investment on economic growth in developing countries. *Transnatl. Corp. Rev.* 14, 382–401. <https://doi.org/10.1080/19186444.2022.2146967>
- Esiyok, B., Ugur, M., 2017. A SPATIAL REGRESSION APPROACH TO FDI IN VIETNAM: PROVINCE-LEVEL EVIDENCE. *Singapore Econ. Rev.* 62, 459–481. <https://doi.org/10.1142/S0217590815501155>
- Farole, T., Ferro, E., Michel Gutierrez, V., 2017. Job Creation in the Private Sector. *Jobs Work. Pap. World Bank* 1–50. <https://doi.org/10.1596/28370>
- Fazekas, K., 2005. on Regional Labour Market Differences. *Distribution* 102, 83–105.
- Fazekas, K., 2005. EFFECTS OF FDI INFLOWS ON REGIONAL LABOUR MARKET DIFFERENCES IN HUNGARY. *Distribution* 102, 83–105.
- Fu, X., 2012. Foreign Direct Investment and Managerial Knowledge Spillovers Through the Diffusion of Management Practices. *J. Manag. Stud.* 49, 970–999.
- Girma, S.; Görg, H.; Pisu, M., 2008. Exporting, linkages and productivity spillovers from foreign direct investment. *Can. J. Econ.* 41, 320–340.
- Hakim, D.R., Ahman, E., Kusnendi, K., 2023. The effect of FDI on the host countries' employment: A meta-regression analysis. *Russ. J. Econ.* 9, 158–182. <https://doi.org/10.32609/j.ruje.9.98252>
- Hale, G., Xu, M., 2016. FDI effects on the labor market of host countries. *Fed. Reserv. Bank San Fr. Work. Pap. Ser.* 25, 01–26. <https://doi.org/10.24148/wp2016-25>
- Hijzen, A., Martins, P.S., Upward, R., Schank, T., 2010. Do Foreign-Owned Firms Provide Better Working Conditions Than Their Domestic Counterparts? A Comparative Analysis. *IZA Discuss. Pap.* 1–44. <https://doi.org/10.2139/ssrn.1705304>
- Ibarra-Olivo, J.E., Rodríguez-Pose, A., 2022. FDI and the growing wage gap in Mexican municipalities. *Pap. Reg. Sci.* 101, 1411–1439. <https://doi.org/10.1111/pirs.12707>
- Inekwe, J., 2013. FDI, Employment and Economic Growth in Nigeria. *Africa Econ. Rev.* 25, 421–433.
- Javorcik, B.S., 2004. Does Foreign Direct Investment Increase the Productivity of Domestic Firms? In Search of Spillovers through Backward Linkages. *Am. Econ. Rev.* 94, 605–627.
- Javorcik, B.S., 2015. Does FDI Bring Good Jobs to Host Countries? *World Bank Res. Obs.* 30, 74–94. <https://doi.org/10.1093/wbro/lku010>
- Jaworek, M., Karaszewski, W.M., Szałucka, M., 2018. Foreign Direct Investment Determinants among Polish Companies: Greenfield Investments vs. Acquisitions. *Trends Econ. Manag.* 12, 19. <https://doi.org/10.13164/trends.2018.31.19>

- Jenkins, R.O., 2006. Globalization, FDI and employment in Viet Nam. *Transnatl. Corp.* 15, 115–142.
- Jude, C. Silaghi, M., 2015. Employment Effects of Foreign Direct Investment. New Evidence from Central and Eastern European Countries. *Banq. Fr. Work. Pap.* 553, 1–38.
- Karahan, Ö., Çolak, O., 2022. Foreign Direct Investment and Productivity Growth in Eastern European Countries. *Int. J. Bus. Econ. Sci. Appl. Res.* 14, 26–34. <https://doi.org/10.25103/ijbesar.143.02>
- Karlsson, S. Lundin, N. Sjöholm, F. Hie, P., 2009. FDI and Job Creation in China. *World Econ.* 32, 178–201.
- Keller, W., 2010. International Trade, Foreign Direct Investment, and Technology Spillovers, in: Hall, B.H., Rosenberg, N.B.T.-H. of the E. of I. (Eds.), *Handbook of the Economics of Innovation*, Volume 2. North-Holland, pp. 793–829. [https://doi.org/https://doi.org/10.1016/S0169-7218\(10\)02003-4](https://doi.org/https://doi.org/10.1016/S0169-7218(10)02003-4)
- Kenh, S., Wei, Q., 2023. Industrial impact analysis of foreign direct investment on economic development in Cambodia. *J. Bus. Socio-economic Dev.* <https://doi.org/10.1108/jbsed-11-2022-0120>
- Koczan, Z., Paetzold, P., Vujic, N., 2022. Those Were the Days? Greenfield FDI, Jobs and Inclusion in Emerging Markets. *EBRD Work. Pap.* 1–46. <https://doi.org/10.2139/ssrn.4008476>
- Kosztowniak, A., 2016. Verification of the relationship between FDI and GDP in Poland. *Acta Oeconomica* 66, 307–332. <https://doi.org/10.1556/032.2016.66.2.6>
- Kuhn, M., Manovskii, I., Qiu, X., 2021. The Geography of Job Creation and Job Destruction. *IZA Discuss. Pap.* 1–68.
- Lama, S. Kumar, G., 2022. Impact of FDI on Employment, Economy, and Informal Sector: A Systematic Literature Review. *Focus J. Int. Bus.* 9, 97–116.
- Lee, H., Lee, J., Kim, H., 2011. Foreign Direct Investment, Technology Diffusion, and Host Country Productivity Growth. *ADB Econ. Work. Pap. Ser.* 1–40.
- Li, Ch. Tannai, S., 2019. The impact of foreign direct investment on productivity: New evidence for developing countries. *Econ. Model.* 80, 453–466.
- Lindelwa Makoni, P., 2018. FDI And Trade Openness: The Case of Emerging African Economies. *J. Account. Manag.* 8, 141–152.
- Lipsey, R.E., Sjöholm, F., Sun, J., 2010. Foreign Ownership and Employment Growth in Indonesian Manufacturing. *NBER Working Pap.* 15936, 1–28.
- Mayeko, L., 2024. Skilled Labor: A Lever for Foreign Direct Investment Inflows? *J. Investment, Bank. Financ.* 2, 01–10. <https://doi.org/10.33140/jibf.02.01.03>
- Mishra*, M.R., Palit, D.S., 2020. Role of FDI on Employment Scenario in India. *Int. J. Recent Technol. Eng.* 8, 1481–1489. <https://doi.org/10.35940/ijrte.f7777.038620>
- Nguyen, C.H., 2021. Labor Force and Foreign Direct Investment: Empirical Evidence from Vietnam. *J. Asian Financ. Econ. Bus.* 8, 103–112. <https://doi.org/10.13106/jafeb.2021.vol8.no1.103>
- Nguyen, D., Sun, S., Beg, A., 2019. No Title How does FDI affect domestic firms' wages? theory and evidence from Vietnam. *Appl. Econ.* 51, 5311–5327.

- Nguyen, T.Q., Tran, L.T.K., Pham, P.L., Nguyen, T.D., 2020. Impacts of foreign direct investment inflows on employment in Vietnam. *Institutions Econ.* 12, 37–62.
- Ni, B., Kato, H., Liu, Y., 2023. Does it matter where you invest? The impact of foreign direct investments on domestic job creation and destruction. *World Econ.* 46, 135–152. <https://doi.org/10.1111/twec.13297>
- Nosova, O., 2022. The Impact of Foreign Direct Investment in the High-Tech Sector Economy. *Appl. Bus. Issues Solut.* 1, 3–9. <https://doi.org/10.57005/ab.2022.1.1>
- OECD, 2022. Policies for improving FDI impacts on productivity and innovation, in: *FDI Qualities Policy Toolkit*. pp. 39–85. <https://doi.org/10.1787/51a9f5d3-en>
- Onimisi, A., 1994. Foreign Direct Investments and Employment in Sweden. *Foreign Direct Investments Employ. Gener. Nexus Niger.* 4, 119–128. <https://doi.org/10.5901/jesr.2014.v4n5p119>
- Perri, A., Peruffo, E., 2016. Knowledge spillovers from FDI: a critical review from the international business perspective. *Int. J. Manag. Rev.* 18, 3–27.
- Popescu, R.G., 2010. The impact of foreign direct investments on labour productivity: A review of the evidence and implications. *Rom. Econ. J.* XIII, 137–154.
- Raess, D., Wagner, P., 2024. The “Social Europe” effect: Does southern foreign direct investment in Europe improve labor rights in the Global South. *Int. Interact.* 50, 209–242.
- Ramachandran, R., Sasidharan, S., Doytch, N., 2020. Foreign direct investment and industrial agglomeration: Evidence from India. *Econ. Syst.* 44, 100777. <https://doi.org/https://doi.org/10.1016/j.ecosys.2020.100777>
- Rojec, M., Knell, M., 2018. Why Is There a Lack of Evidence on Knowledge Spillovers from Foreign Direct Investment? *J. Econ. Surv.* 32, 579–612. <https://doi.org/10.1111/joes.12207>
- Rozen-Bakher, Z., 2017. Impact of inward and outward FDI on employment: the role of strategic asset-seeking FDI. *Transnatl. Corp. Rev.* 9, 16–30.
- Saini, N., Singhania, M., 2018. Determinants of FDI in developed and developing countries: a quantitative analysis using GMM. *J. Econ. Stud.* 45, 348–382.
- Sannasse, R., 2007. Employment creation and skill diffusion by multinationals and foreign joint ventures in the Mauritian export processing zone. *J. Text. Inst.* 98, 99–108.
- Santos, E., 2023. FDI and Firm Productivity: A Comprehensive Review of Macroeconomic and Microeconomic Models. *Economies* 11. <https://doi.org/10.3390/economies11060164>
- Sass, M., Gál, Z., Juhász, B., 2018. The impact of FDI on host countries: the analysis of selected service industries in the Visegrad countries. *Post-Communist Econ.* 30, 652–674.
- Saucedo, E., Ozuna, T., Zamora, H., 2020. The effect of FDI on low and high-skilled employment and wages in Mexico: a study for the manufacture and service sectors. *J. Labour Mark. Res.* 54. <https://doi.org/10.1186/s12651-020-00273-x>
- Self, S., Connerley, M., 2018. Job Creation and FDI: The Role of Economic, Social and Political Climate in Developing Countries. *J. Econ. Insight* 44, 34–56.
- Shih, S., 1996. *Me-Too is Not My Style: Challenge Difficulties, Break through Bottlenecks, Create Value*. The Acer Foundation, Taipei.

- Sinha, M., Tirtosuharto, D., Ray Chaudhury, A., Basu, P., 2023. FDI, digitalization and employment: empirical evidence from developing economies. *Stud. Econ. Financ.* 40, 740–756. <https://doi.org/10.1108/SEF-10-2021-0450>
- Statista, 2024. Number of new jobs created by foreign direct investment projects in Europe 2022 [WWW Document]. <https://www.statista.com/topics/11940/foreign-direct-investment-fdi-in-europe/>.
- Steenbergen, V., Tran, T., 2020. The Distributional Effects of FDI: Evidence from Ethiopia, Vietnam, and Turkey, *Global Investment Competitiveness Report 2019/2020: Rebuilding Investor Confidence in Times of Uncertainty*. World Bank Group. https://doi.org/10.1596/978-1-4648-1536-2_ch3
- te Velde, D.W., Morrissey, O., 2004. Foreign direct investment, skills, and wage inequality in East Asia. *J. Asia Pacific Econ.* 9, 348–369. <https://doi.org/10.1080/1354786042000272991>
- Thang, T.T., Pham, T.S.H., Barnes, B.R., 2016. Spatial Spillover Effects from Foreign Direct Investment in Vietnam. *J. Dev. Stud.* 52, 1431–1445. <https://doi.org/10.1080/00220388.2016.1166205>
- UNCTAD, 2024. Global economic fracturing and shifting investment patterns. A diagnostic of 10 FDI trends and their development implications.
- Unctad, 1994. *World Investment Report 1995: Transnational Corporations and Competitiveness*. <https://doi.org/10.2307/2204008>
- Vacaflares, D.E., Mogab, J., Kishan, R., 2017. Does FDI Really Affect Employment in Host Countries? Subsidiary Level Evidence. *J. Dev. Areas* 51, 205–220.
- Yasin, M.Z., Sari, D.W., 2022. Foreign direct investment, efficiency, and total factor productivity: Does technology intensity classification matter? *Econ. J. Emerg. Mark.* 14, 41–54. <https://doi.org/10.20885/ejem.vol14.iss1.art4>
- Yeboah, E., Kyeremeh, R.G., 2021. An overview of employment generation in the sectors of GHANA'S economy: Foreign direct investment perspective. *Glob. J. Business, Econ. Manag. Curr. Issues* 11, 48–57. <https://doi.org/10.18844/gjbem.v11i1.5088>
- Zeng, Y., Cheong, T.S., Wojewodzki, M., Shi, X., 2024. Mapping the dynamics of FDI in China: Convergence, divergence, and policy insights within free trade zones and beyond. *J. Int. Trade Econ. Dev.* <https://doi.org/10.1080/09638199.2024.2339465>
- Zulfiu Alili, M. Adnett, N., 2018. Did FDI increase wage inequality in transition economies? *Int. J. Soc. Econ.* 45, 1283–1304.
- Monastiriotis, V., Jordaan, J.A., 2011. Regional Distribution and Spatial Impact of FDI in Greece : evidence from firm-level data. *GreeSE Pap.* 1–48.
- Ali, M. Ahmad, I. Khalil, K., 2022. Role of Foreign Direct Investment in Employment Generation: Evidence from FDI Recipient Economies. *Pakistan Lang. Humanit. Rev.* 6, 94–107. [https://doi.org/10.47205/plhr.2022\(6-iii\)08](https://doi.org/10.47205/plhr.2022(6-iii)08)
- Dao, T.B.T., Khuc, V.Q., Dong, M.C., Cao, T.L., 2023. How Does Foreign Direct Investment Drive Employment Growth in Vietnam's Formal Economy? *Economies* 11, 1–15. <https://doi.org/10.3390/economies11110266>
- Saurav, A., Liu, Yan Sinha, A., 2020. Foreign Direct Investment and Employment Outcomes in Developing Countries - A Literature Review of the Effects of FDI on Job Creation and Wages, World Bank Group.

Warsame, A.S., 2021. What Determines Job Creations from FDI Inflow to Africa? *Dev. Ctry. Stud.* 11, 27–45. <https://doi.org/10.7176/dcs/11-3-04>

Annex 1 – Variables’ descriptions

Table A1 – Variables’ descriptions and sources

Label	Description	Source
$\log(\mathit{Jobs}_{it})$	Logarithm of the number of jobs created by FDI in region i at time t	fDi Markets (Financial Times)
$\log(\mathit{FDI}_{it})$	Logarithm of the number of inward greenfield FDI in region i at time t	fDi Markets (Financial Times)
$\log(\mathit{FDI}_{it})^2$	Square of the $\log(\mathit{FDI}_{it})$	fDi Markets (Financial Times)
$\log(\mathit{Div_FDI}_{it})$	Logarithm of the inverse of the Herfindahl-Hirshman index in region i at time t	Derived from the fDi Markets (Financial Times)
JQI_{it}	The functional composition of jobs created by FDI, in region i at time t, weighted with the level of the business activity as per the coarse classification on pre-production, production and post-production activities.	Derived from the fDi Markets (Financial Times)
$\mathit{tertiary}_{it}$	Share of the population aged 25-64 who have successfully completed tertiary studies (e.g. university, higher technical institution, etc.) in region i at time t. This educational attainment refers to ISCED (International Standard Classification of Education) 2011 level 5-8 for data from 2014 onwards and to ISCED 1997 level 5-6 for data up to 2013. The indicator is based on the EU Labour Force Survey.	Eurostat [tgs00109]
rdemp_{it}	Share of employed in high-tech sectors (code HTC) in total employment in region i at time t.	Eurostat [tgs00039]

Annex 2 – Business activities classification

Table A2 – Narrow and broad classification of the value-chain functions

<i>business function in the fDi crossborder monitor</i>	<i>value chain function (narrow categories)</i>	<i>value chain functions (broad categories)</i>
Research & Development	R&D and related services	Pre-production
Design, Development & Testing		
Headquarters	Headquarter services	
Manufacturing	Production	Production
Recycling		
Extraction*		
Business Services	Sales, marketing, logistics, retail and other business services	Post-production
Logistics, Distribution & Transportation		
Retail		
Sales, Marketing & Support		
Customer Contact Centre		
Shared Services Centre		
ICT & Internet Infrastructure	Technical services, maintenance & training	
Technical Support Centre		
Education & Training		
Maintenance & Servicing		