

Nonreciprocity and unidirectional invisibility in three optical modes with non-Markovian effects

H. Yi¹, T. Z. Luan², W. Y. Hu¹, Cheng Shang^{3,4,*}, Yan-Hui Zhou^{5,†}, Zhi-Cheng Shi⁶, and H. Z. Shen^{1,‡}

¹*Center for Quantum Sciences and School of Physics,
Northeast Normal University, Changchun 130024, China*

²*School of Physics science and Technology, Shenyang Normal University, ShenYang 110034, China*

³*Analytical quantum complexity RIKEN Hakubi Research Team,
RIKEN Center for Quantum Computing (RQC), Wako, Saitama 351-0198, Japan*

⁴*Department of Physics, The University of Tokyo, 5-1-5 Kashiwanoha, Kashiwa, Chiba 277-8574, Japan*

⁵*Quantum Information Research Center and Jiangxi Province Key Laboratory of Applied Optical Technology,
Shangrao Normal University, Shangrao 334001, China*

⁶*Department of Physics, Fuzhou University, Fuzhou 350116, China*

(Dated: April 1, 2025)

In this work, we construct three coupled optical modes systems to obtain effective Hamiltonian mediated by coherent dissipative coupling during adiabatic elimination of large dissipation mode. We investigate the cooperative effect of coherent and dissipative photon-photon couplings in an open cavity system, which leads to nonreciprocity with a considerably large isolation ratio and flexible controllability. We discover unidirectional invisibility for electromagnetic wave propagation, which appears at the zero-damping condition (ZDC) for hybrid photon-photon modes and obtain transmission spectrum on the ZDC. We study the influences of the parameters on the nonreciprocal transmission of the system to capture the generic physics of the interference between coherent and dissipative couplings, which accurately reproduces the results of numerical simulation over a broad range of parameters. Moreover, we extend the study of nonreciprocal transmission with the Markovian approximation to the non-Markovian environments, which consist of a collection of oscillators (bosonic photonic modes) and give the adiabatic elimination method with non-Markovian effects. We illustrate that nonreciprocal transmission on ZDC exhibits a crossover from the non-Markovian to the Markovian regimes by controlling the environmental spectral width. This indicates a promising way to enhance or steer quantum nonreciprocal devices in optical cavities and provides potential applications for precision measurements and optical communications with non-Markovian effects.

I. INTRODUCTION

Reciprocity is a common phenomenon in nature. However, nonreciprocity has attracted significant attention from researchers due to its indispensable applications in areas such as optical isolation [1–3], quantum networks [4–8], and optical information processing [9–11]. In recent years, optical nonreciprocity has been extensively explored in fields such as exotic topological photonics [12–14], realization of the chiral edge states [15, 16], nonreciprocal photon blockades [17–24], the nonreciprocal slow light [25–27], topological protection [28], nonreciprocal phonon lasers [29], and ground-state cooling [30–33]. Generally, nonreciprocity is commonly got via Faraday rotation [42–46], which is difficult in integration and miniaturization. To deal with this challenge, researchers increasingly prefer magnetism-free nonreciprocal approaches, including optomechanical interactions [47–50], nonlinear optics [51–54], parametric time modulation [55, 56], and atomic gases [57–60]. Additionally, dissipative coupling can be induced by reservoir engineering [62–80], which has been employed to achieve nonreciprocal effects [61] by balancing coherent and dissipative interactions between different modes. To date, the reservoir engineering has found applications in a wide range of nonreciprocal phenomena, including but not

limited to nonreciprocal transmission [81–95], nonreciprocal entanglement [96, 97], nonreciprocal blockade [98–100] and one-way steering [101–103]. In practice, achieving large and flexible controllable nonreciprocity remains a significant issue [1, 104].

In fact, all quantum systems [105, 106] interact with the external environments [107–112], which means those are open systems, so the study of open systems is quite important in practical applications. Markovian approximation is reasonable as a simplified method [105, 106] when the coupling strength between the system and the environment [34–39, 107, 113] is weak. However, when the interact strengths between the systems and the environments are strong, and the characteristic time scale of the system is equivalent to the relaxation time scale of the environment, it is necessary to consider the non-Markovian effect [40]. In the fields of quantum state engineering, quantum channel capacity and quantum control [41, 114], non-Markovian effects caused by environment have been observed in many systems, including coupled cavities [115], photonic crystals [116], color noises [117], cavities coupled to waveguides [118–123], and successfully realized experimentally [124–138]. Unlike the Markovian effect, the excitation return between the systems and the environments can characterize the non-Markovian effects on the systems dynamics [139–144], which can be quantified by various measures of non-Markovianity [145–152].

In another way, open quantum systems are usually described by typical non-Hermitian Hamiltonians, where the eigenvalues are usually complex. A distinct class of non-Hermitian physical systems respecting parity-time (\mathcal{PT}) sym-

* Contact author: cheng.shang@riken.jp

† Contact author: yanhuizhou@126.com

‡ Contact author: shenhz458@nenu.edu.cn

metry is characterized by real energy spectra in the \mathcal{PT} symmetric phase [153–156]. The phase transition occurs in the parameter space [157–160] by varying the parameters, where their complex eigenspectra exhibit exotic degeneracies at the branch-point singularities [161–163], i.e., the exceptional point (EP). Specially, many interesting phenomena have been discovered in the vicinity of EP, such as the enhanced mechanical cooling [164], spontaneous emission [165], lowering of chaos threshold power [166], unidirectional invisibility [166–168], and lasing [169–171]. Especially, the dispersion readout of the system is enhanced near the EP [172–174]. Moreover, there is another special class of non-Hermitian systems, which satisfy $\{\mathcal{PT}, H_{\text{aPT}}\} = 0$. Unlike \mathcal{PT} -symmetric systems which usually requires gain mediums [175], the anti- \mathcal{PT} (a \mathcal{PT}) symmetry based on pure loss [72, 176–193] has also attracted much attention due to their intriguing properties such as energy-difference conserving dynamics [194, 195] and shorter-length chiral mode switch [196]. In experiments, a \mathcal{PT} symmetry and breaking have been observed in a wide range of systems, such as radiative plasmonics [197], thermal or cold atoms [177, 183, 198–200], electrical circuits [195, 201], magnonic systems [179, 202], optical waveguides or microcavities [185, 203–206], and diffusive systems [207, 208].

Such recipes as those above lead us to inquire into these issues: (i) How can we construct the nonreciprocal model in non-Markovian environments? (ii) Can transmission efficiency be converted by generalizing nonreciprocal transmission from Markovian systems to non-Markovian ones? (iii) How can non-Markovian effects affect nonreciprocal transmission efficiency?

To address these problems, we propose a scheme to realize nonreciprocal transmission in non-Markovian environments by applying an optical system, which consists of three interacting optical cavities coupling with three environments. The effective Hamiltonian can be constructed via adiabatic elimination by using a cavity with large dissipation. Consequently, the system becomes a two-mode system mediated by coherent coupling and dissipative coupling. We demonstrate that the time-reversal symmetry can be broken through the interference of coherent and dissipative photon coupling, where the system can realize nonreciprocal transmission. By exploring the influences of different parameters on nonreciprocal transmission, we show that the scheme of nonreciprocity has flexible controllability, which enables a high isolation ratio accompanied by low insertion loss. Moreover, we derive the adiabatic elimination procedure including non-Markovian effects and point out nonreciprocal transmission phenomena still exist in non-Markovian environments. As the environmental spectrum widths increase, the results with the non-Markovian environments can return to the Markovian ones in the wideband limit.

This paper is organized as follows. In Sec. II and Sec. III, we derive the transmission coefficient of the introduced system and study the nonreciprocal transmission phenomenon of the system under the Markovian approximation. In Sec. IV - Sec. V, we obtain the effective Hamiltonian of the system in non-Markovian environments by adiabatic elimination. The

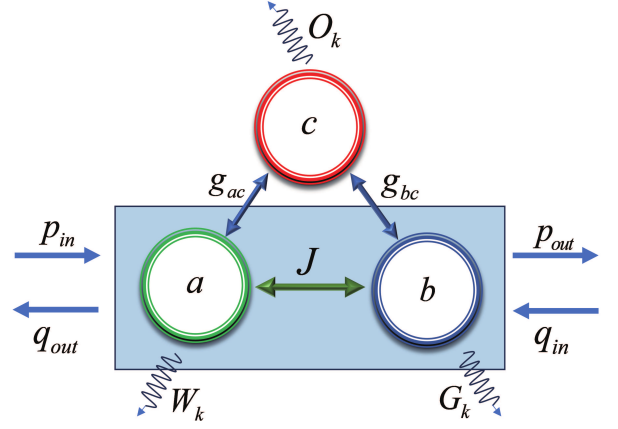


FIG. 1. A nonreciprocal transmission device in non-Markovian environments, which may be realized in superconducting circuits [209–222]. The coupled cavities a and b (the interacting strength J) interact with cavity c via the strengths g_{ac} and g_{bc} . The three optical photon modes couple to three non-Markovian environments with eigenfrequencies x_k, n_k , and y_k (annihilation operators \hat{d}_k, \hat{e}_k , and \hat{f}_k), where W_k, G_k and O_k denote coupling coefficients between three cavities and three non-Markovian environments.

exact non-Markovian input-output relations can return to the Markovian input-output ones in the wideband limit. Through numerical simulation, we get the non-Markovian transmission spectrum of the system and explore the relationship between spectral widths and transmission efficiency. The main conclusions are summarized in Sec. VI.

II. THE MODEL AND METHODS

We propose a scheme to obtain nonreciprocity and unidirectional invisibility in non-Markovian environments based on coherent interaction between different optical photons in Fig. 1. It is a quantum system consisting of three bosonic systems (frequencies ω_a, ω_b and ω_c) with three non-Markovian environments (eigenfrequencies x_k, n_k and y_k), where three optical cavities interact with three different non-Markovian environments (coupling strengths W_k, G_k and O_k), which are sketched in Fig. 1. In Sec. II - Sec. III, we explore Markovian cases, while Sec. IV - Sec. V consider the influences of the non-Markovian effects on the nonreciprocity. The Hamiltonian of the system is written as follows [202]:

$$\begin{aligned} \hat{H} = & \omega_a \hat{a}^\dagger \hat{a} + \omega_b \hat{b}^\dagger \hat{b} + \omega_c \hat{c}^\dagger \hat{c} \\ & + (g_{ac} \hat{a}^\dagger \hat{c} + g_{bc} e^{i\phi} \hat{b}^\dagger \hat{c} + J \hat{a}^\dagger \hat{b} + \text{H.c.}), \end{aligned} \quad (1)$$

where $\hat{a}(\hat{a}^\dagger)$, $\hat{b}(\hat{b}^\dagger)$ and $\hat{c}(\hat{c}^\dagger)$ are the optical modes annihilation (creation) operators. Herein, J, g_{ac} and g_{bc} correspond to optical modes coupling strengths, respectively. The angle ϕ represents the physical phase of the system. With the operators expectation values defined by $a \equiv \langle \hat{a} \rangle$, $b \equiv \langle \hat{b} \rangle$ and $c \equiv \langle \hat{c} \rangle$, the corresponding Heisenberg-Langevin equations with Eq. (1) for environments initialization in the vacuum

states are given by

$$\dot{a}(t) = -(i\omega_a + \Gamma_1/2)a(t) - ig_{ac}c(t) - iJb(t), \quad (2)$$

$$\dot{b}(t) = -(i\omega_b + \Gamma_2/2)b(t) - ig_{bc}e^{i\phi}c(t) - iJa(t), \quad (3)$$

$$\dot{c}(t) = -(i\omega_c + \Gamma_3/2)c(t) - ig_{ac}a(t) - ig_{bc}e^{-i\phi}b(t). \quad (4)$$

Introducing the slowly varying amplitudes $A(t), B(t)$ and $C(t)$ with

$$a(t) = A(t)e^{-i\omega_a t}, \quad (5)$$

$$b(t) = B(t)e^{-i\omega_b t}, \quad (6)$$

$$c(t) = C(t)e^{-i\omega_c t}, \quad (7)$$

According to Eqs. (5)-(7), we can derive the equations of motion for slowly varying amplitudes as

$$\dot{A}(t) = -\frac{\Gamma_1}{2}A(t) - ig_{ac}C(t)e^{i\Delta_{ac}t} - iJB(t)e^{i\Delta_{ab}t}, \quad (8)$$

$$\dot{B}(t) = -\frac{\Gamma_2}{2}B(t) - ig_{bc}e^{i\phi}C(t)e^{i\Delta_{bc}t} - iJA(t)e^{-i\Delta_{ab}t}, \quad (9)$$

$$\dot{C}(t) = -\frac{\Gamma_3}{2}C(t) - ig_{ac}A(t)e^{-i\Delta_{ac}t} - ig_{bc}e^{-i\phi}B(t)e^{-i\Delta_{bc}t},$$

where $\Delta_{ac} = \omega_a - \omega_c$, $\Delta_{bc} = \omega_b - \omega_c$ and $\Delta_{ab} = \omega_a - \omega_b$, which are the frequency detunings between three optical cavities. By solving $\dot{C}(t)$, we can obtain the solution of $C(t)$ as

$$C(t) = -ig_{ac} \int_0^t dt' A(t') e^{-i\Delta_{ac}t'} e^{-\Gamma_3/2(t-t')} \\ - ig_{bc}e^{-i\phi} \int_0^t dt' B(t') e^{-i\Delta_{bc}t'} e^{-\Gamma_3/2(t-t')}. \quad (10)$$

If the dissipation rate Γ_3 of the optical mode c is much larger than Γ_1, Γ_2 ($\Gamma_3 \gg \Gamma_1, \Gamma_2$), the amplitude changes of mode a and mode b are small within the range of the integration of the cavity mode c . The approximations $A(t') = A(t)$ and $B(t') = B(t)$ are reasonable, so that the equation of motion for C can be simplified to

$$C(t) = -\frac{ig_{ac}}{\Gamma_3/2 - i\Delta_{ac}} A(t) e^{-i\Delta_{ac}t} \\ - \frac{ig_{bc}e^{-i\phi}}{\Gamma_3/2 - i\Delta_{bc}} B(t) e^{-i\Delta_{bc}t}. \quad (11)$$

Substituting Eq. (11) into Eqs. (8) and (9) can adiabatically eliminate the mode c . This process produces a set of simplified equations of motion that describe only the evolution of modes a and b

$$\dot{A}(t) = -\Gamma_1/2 * A(t) - \frac{g_{ac}^2}{\Gamma_3/2 - i\Delta_{ac}} A(t) \\ - \frac{g_{ac}g_{bc}e^{-i\phi}}{\Gamma_3/2 - i\Delta_{bc}} B(t) e^{i\Delta_{ab}t} - iJB(t) e^{i\Delta_{ab}t}, \quad (12)$$

$$\dot{B}(t) = -\Gamma_2/2 * B(t) - \frac{g_{bc}^2}{\Gamma_3/2 - i\Delta_{bc}} B(t) \\ - \frac{g_{ac}g_{bc}e^{i\phi}}{\Gamma_3/2 - i\Delta_{ac}} A(t) e^{-i\Delta_{ab}t} - iJA(t) e^{-i\Delta_{ab}t}. \quad (13)$$

Through Eqs. (12) and (13), we have

$$\dot{a}(t) = \left[-i\omega_a - \left(\Gamma_1/2 + \frac{g_{ac}^2}{\Gamma_3/2 - i\Delta_{ac}} \right) \right] a(t) \\ - \frac{g_{ac}g_{bc}e^{-i\phi}}{\Gamma_3/2 - i\Delta_{bc}} b(t) - iJb(t), \quad (14)$$

$$\dot{b}(t) = \left[-i\omega_b - \left(\Gamma_2/2 + \frac{g_{bc}^2}{\Gamma_3/2 - i\Delta_{bc}} \right) \right] b(t) \\ - \frac{g_{ac}g_{bc}e^{i\phi}}{\Gamma_3/2 - i\Delta_{ac}} a(t) - iJa(t). \quad (15)$$

The effective Hamiltonian of the system corresponding Eqs. (14) and (15) can be written as

$$\hat{H} = \begin{bmatrix} \omega_a - iK_2 & J - iK_4 \\ J - iK_3 & \omega_b - iK_1 \end{bmatrix}, \quad (16)$$

where

$$K_1 = \frac{g_{bc}^2}{(\Gamma_3/2 - i\Delta_{bc})}, K_2 = \frac{g_{ac}^2}{(\Gamma_3/2 - i\Delta_{ac})}, \\ K_3 = \frac{g_{ac}g_{bc}e^{i\phi}}{(\Gamma_3/2 - i\Delta_{ac})}, K_4 = \frac{g_{ac}g_{bc}e^{-i\phi}}{(\Gamma_3/2 - i\Delta_{bc})}. \quad (17)$$

The K_3 and K_4 are defined as the effective dissipative coupling strength. According to Eq. (16), we obtain two eigenvalues

$$\omega_{\pm} = \frac{1}{2}(\omega_a + \omega_b - iK_1 - iK_2) \\ \pm \frac{1}{2}\sqrt{4(J - iK_3)(J - iK_4) - (K_2 - K_1 + i(\omega_a - \omega_b))^2}, \quad (18)$$

which correspond to two hybridized modes. The real parts of ω_{\pm} denote the dispersions of two hybridized modes, while the imaginary parts correspond to their damping rates. In particular, When the appropriate parameters are taken, their damping rates $\text{Im}[\omega_{\pm}]$ may go to zero, in which is defined as ZDC. In Fig. 2(b), we plot both the real and imaginary parts of ω_{\pm} as a function of the detuning Δ , where the black solid line corresponds to ω_+ , while the dotted red line represents ω_- . These are calculated under condition $\phi = 0$. In contrast to that we plot both the real and imaginary parts of ω_{\pm} as a function of the detuning Δ (see Fig. 2(d)), where the calculation is performed for $\phi = \pi$. Moreover, the quantum Langevin equations for the system are given by

$$\dot{a}(t) = \left[-i\omega_a - \left(\Gamma_1/2 + \frac{g_{ac}^2}{\Gamma_3/2 - i\Delta_{ac}} \right) \right] a(t) \quad (19)$$

$$- \frac{g_{ac}g_{bc}e^{-i\phi}}{\Gamma_3/2 - i\Delta_{bc}} b(t) - iJb(t) + \sqrt{\Gamma_1}p_{in}(t) + \sqrt{\Gamma_1}q_{in}(t), \\ \dot{b}(t) = \left[-i\omega_b - \left(\Gamma_2/2 + \frac{g_{bc}^2}{\Gamma_3/2 - i\Delta_{bc}} \right) \right] b(t) \quad (20)$$

$$- \frac{g_{ac}g_{bc}e^{i\phi}}{\Gamma_3/2 - i\Delta_{ac}} a(t) - iJa(t) + \sqrt{\Gamma_2}p_{in}(t) + \sqrt{\Gamma_2}q_{in}(t).$$

Solving Eqs. (19) and (20) in the frequency regime obtains the steady-state solution

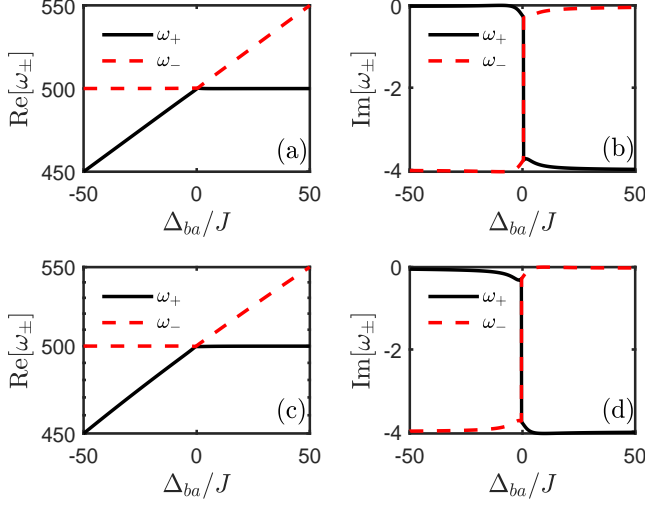


FIG. 2. The real and imaginary parts of ω_{\pm} are plotted as a function of the detuning $\Delta_{ba} = \omega_b - \omega_a$ by solving the real and imaginary parts of the eigenvalues according Eq. (18). (a),(b) $\phi = 0$. (c),(d) $\phi = \pi$. Black solid and red dotted lines respectively indicate the absolute values of ω_+ and ω_- . The parameters chosen are $\omega_a = 500J$, $\omega_c = 500J$, $\Gamma_1 = 10J$, $\Gamma_2 = 0.1J$, $\Gamma_3 = 100J$, $g_{ac} = 20J$ and $g_{bc} = 2J$.

$$0 = \left[i(\omega - \omega_a) - \left(\Gamma_1/2 + \frac{g_{ac}^2}{\Gamma_3/2 - i\Delta_{ac}} \right) \right] a(\omega) \quad (21)$$

$$- \frac{g_{ac}g_{bc}e^{-i\phi}}{\Gamma_3/2 - i\Delta_{bc}} b(\omega) - iJb(\omega) + \sqrt{\Gamma_1}p_{in}(\omega) + \sqrt{\Gamma_1}q_{in}(\omega),$$

$$0 = \left[i(\omega - \omega_b) - \left(\Gamma_2/2 + \frac{g_{bc}^2}{\Gamma_3/2 - i\Delta_{bc}} \right) \right] b(\omega) \quad (22)$$

$$- \frac{g_{ac}g_{bc}e^{i\phi}}{\Gamma_3/2 - i\Delta_{ac}} a(\omega) - iJa(\omega) + \sqrt{\Gamma_2}p_{in}(\omega) + \sqrt{\Gamma_2}q_{in}(\omega).$$

Due to $\Gamma_1 \gg \Gamma_2$, we ignore the $\sqrt{\Gamma_2}p_{in}(\omega)$ and $\sqrt{\Gamma_2}q_{in}(\omega)$. Thus, we obtain the input-output relationship for the two-sided cavity

$$p_{out}(\omega) - p_{in}(\omega) \approx -\sqrt{\Gamma_1}a(\omega), \quad (23)$$

$$q_{out}(\omega) - q_{in}(\omega) \approx -\sqrt{\Gamma_1}a(\omega), \quad (24)$$

we obtain

$$\mathbf{V}_{out}(\omega) = \mathbf{S}^M(\omega)\mathbf{V}_{in}(\omega), \quad (25)$$

or scattering matrix of the system

$$\mathbf{S}^M(\omega) = \begin{bmatrix} S_{12}^M & S_{11}^M \\ S_{22}^M & S_{21}^M \end{bmatrix}, \quad (26)$$

where $\mathbf{V}_{out}(\omega) = [p_{out}(\omega), q_{out}(\omega)]^T$ and $\mathbf{V}_{in}(\omega) = [p_{in}(\omega), q_{in}(\omega)]^T$. Here, $S_{12,21}^M$ describes the photon transmission of the signal from left (right) to right (left) in the system. Thus, the transmission coefficient of the system can be obtained by

$$S_{12}^M = 1 - \frac{\Gamma_1 N}{-(iJ + K_3)(iJ + K_4^{\phi=0}) + MN}, \quad (27)$$

$$S_{21}^M = 1 - \frac{\Gamma_1 N}{-(iJ + K_3)(iJ + K_4^{\phi=\pi}) + MN},$$

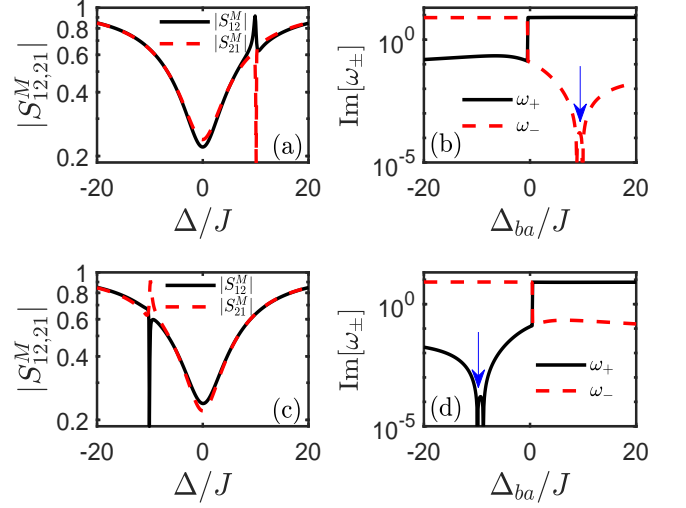


FIG. 3. Transmission spectrum $|S_{21,12}^M|$ in Eq. (27) is plotted as a function of $\Delta = \omega - \omega_a$ for different direction. (a) Transmission spectrum of the system with $\omega_b - \omega_a = 10J$. (b) The logarithm of the imaginary part of the system eigenvalues with $\phi = \pi$. (c) Transmission spectrum of the system with $\omega_b - \omega_a = -10J$. (d) The logarithm of the imaginary part of the system eigenvalues with $\phi = 0$. The red dashed line and black solid line respectively denote different eigenvalues in Eq. (18), while the ZDC on each curve is labelled by blue arrows. The other parameters are the same as in Fig. 2.

where $M = \Gamma_1/2 + K_2 - i(\omega - \omega_a)$, $N = \Gamma_2/2 + K_1 - i(\omega - \omega_b)$, and ϕ in Eq. (27) takes the value of 0 for S_{12}^{NM} and π for S_{21}^{NM} , respectively.

III. DISCUSSION OF TRANSMISSION CHARACTERISTICS

Nonreciprocity means that electromagnetic wave can be being transmitted in one direction but is suppressed in the other direction, while unidirectional invisibility means the electromagnetic wave is completely blocked when propagating in one direction. Now we demonstrate that the system transmission spectrum satisfies this requirement at the ZDC point. According to Eq. (27), we plot the transmission spectra of the system when the light field is transmitted from different directions in Fig. 3(a,c), where the black solid line $|S_{12}^M|$ represents the input of the light field from the left side, while the red line $|S_{21}^M|$ denotes the input from the right side. In Fig. 3(a), besides the normal transmission spectrum, we observe a sharp regime characterized by nonreciprocal transmission located approximately at $\Delta = 10J$. At this point, the system shows left input enhancement while right input is suppressed. That is to say, electromagnetic wave transmission from the right to the left is blocked at particular frequency, which is the non-reciprocity of optical transmission. Clearly, this direction dependent nonreciprocal behavior can be attributed to the interference of both coherent and dissipative coupling, where the reason will be discussed below. In order to make the ZDC more clearly displayed, we plot the logarithmic of the imagi-

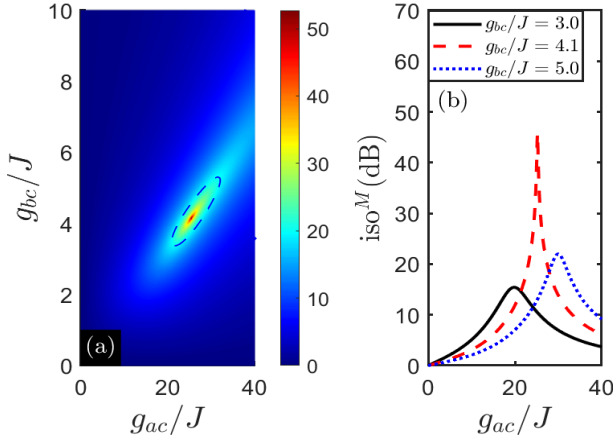


FIG. 4. The influences of coupling strength on isolation degree. (a) Isolation ratio in Eq. (27) is plotted as a function of the coupling strength g_{ac} and g_{bc} . The blue dashed line is the contour line of 20dB of isolation ratio. (b) Isolation ratio in Eq. (27) near the side isolation peak is plotted as a function of the coupling strength g_{ac} with different g_{bc} . The parameters chosen are $\omega_b = 510J$, $\Delta = 10J$ and the other parameters are the same as in Fig. 3.

nary part of the eigenvalues as a function of Δ , in which ZDC points are marked by blue arrows in Fig. 3(b,d). We find the logarithmic figure of the imaginary part reaches 10^{-5} , which means the imaginary part approaches zero, precisely corresponding to the nonreciprocity transmission. All the above results are calculated by the parameters $\Gamma_1 = 10J$, $g_{ac} = 20J$, $g_{bc} = 2J$ and $\Gamma_2 = 0.1J$.

As a crucial performance metric for nonreciprocal systems, the isolation ratio directly reflects the degree of nonreciprocity, with greater isolation indicating better performance. Therefore, we study the nonreciprocity with different combinations of parameters. With Eq. (27), we can obtain analytical expressions for transmission coefficient and the difference between the $|S_{12}^M|$ and $|S_{21}^M|$ transmission amplitudes extracted in the decibel scale (defined as $20 * \log_{10} |S_{12}^M/S_{21}^M|$), which takes its absolute value as the isolation ratio. Next, we discuss the case of the isolation ratio with different parameters. For the situation discussed in Fig. 4, the isolation ratio as a function of the coupling strengths g_{ac} and g_{bc} is plotted, which is calculated by fixing the decays $\Gamma_1 = 10J$ and $\Gamma_2 = 0.1J$. In Fig. 4(a), the isolation ratio above 50dB can be obtained, where the blue dashed line is the contour line of 20dB of isolation ratio. We can see that the isolation ratio gradually varies with the changes of the coupling strengths g_{ac} and g_{bc} in which reaching the maximum value at $g_{ac} = 25J$ and $g_{bc} = 4J$. In this case, we show more details near the peak of the isolation ratio in Fig. 4(b). In Fig. 4(b), the isolation ratio reaches the maximum as shown by the red dotted line. Moreover, we find the isolation ratio is very sensitive to parameter changes especially g_{bc} , in which the maximum value of isolation ratio only reaches 20dB when g_{bc} takes other values, as shown black solid line and blue dotted line in the Fig. 4(b). Therefore, we can flexibly control the isolation ratio by controlling the coupling strength.

Since Γ_1 and Γ_2 are external parameters, we can more con-

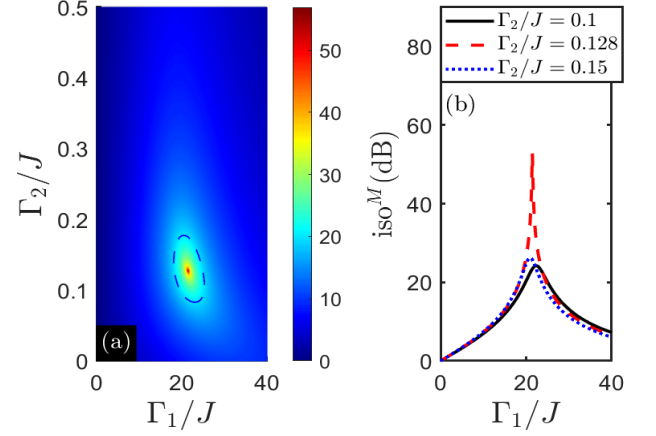


FIG. 5. The influences of external decay on isolation ratio according to Eq. (27). (a) Isolation ratio is plotted as a function of the decay Γ_1 and the decay Γ_2 . The blue dashed line is the contour line of 20dB of isolation ratio. (b) Isolation ratio near the side isolation peak is plotted as a function of the decay Γ_1 and the decay Γ_2 . The parameters chosen are $\omega_b = 510J$, $\Delta = 10J$ and the other parameters are the same as in Fig. 3.

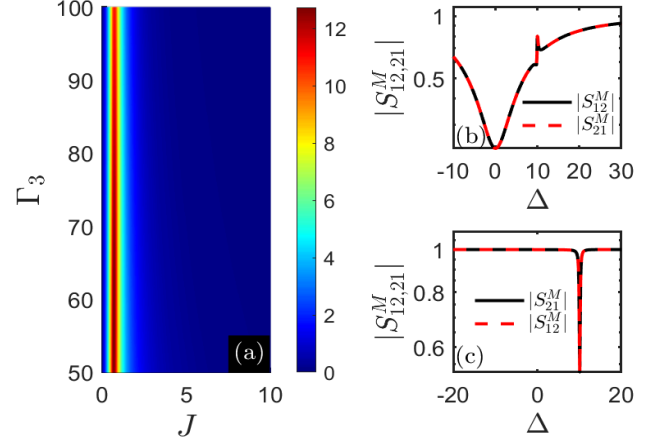


FIG. 6. Exploring the cause of nonreciprocity of systems. (a) Isolation ratio is plotted by using Eq. (27) as a function of the decay Γ_3 and coupling strength J . (b)(c) Transmission spectrum in Eq. (27) is plotted as a function of the detuning Δ with the coupling strength $J = 0$ and $g_{ac} = 0$. The parameters chosen are $\omega_b = 510J$, $\Delta = 10J$ and the other parameters are the same as in Fig. 3.

veniently alter the nonreciprocal transmission properties of the system by tuning them. Now, we study the nonreciprocity with different dampings. In Fig. 5, we plot the isolation ratio as a function of Γ_1 and Γ_2 by fixing $g_{ac} = 20J$ and $g_{ab} = 2J$. In Fig. 5(a), the blue dashed line is the contour line of 20dB of isolation ratio. It can be seen that the tunable range of decay is slightly larger than that of coupling strength with the same isolation level. In Fig. 5(b), we plot isolation ratio as a function of Γ_1 with different values of Γ_2 , in which the isolation ratio reaches its maximum value of 50dB when Γ_2 is equal to $0.128J$ as shown by the red solid line in Fig. 5(b).

In Fig. 6, we analyze the effects of parameters Γ_3 and J to investigate the cause of nonreciprocity. We observe that the value of Γ_3 has little influences on the system isolation ratio,

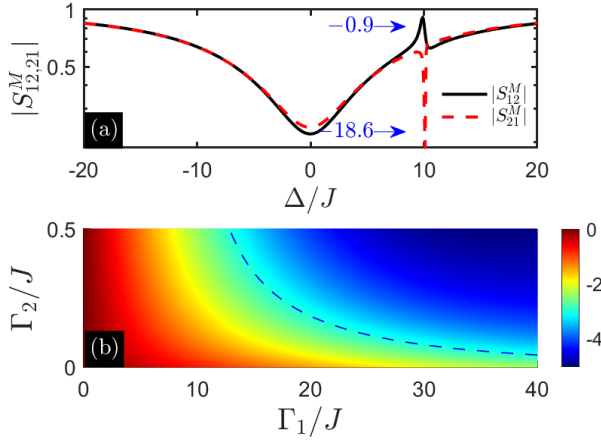


FIG. 7. The isolation and insertion loss calculated by Eq. (27) of the system are studied under different parameters. (a) Transmission spectrum is plotted as a function of the detuning Δ with the isolation ratio 18.6dB, while the insertion loss corresponds to 0.9dB. (b) Insertion loss is plotted as a function of the coupling strength g_{ac} and g_{bc} . The other parameters are the same as in Fig. 3(a).

this is because the c optical mode is adiabatically eliminated in our system with $\Gamma_3 \gg \Gamma_1, \Gamma_2$. Therefore, the value of Γ_3 varies significantly, while the isolation ratio changes very little. Moreover, in Fig. 6(b,c), we plot the transmission spectrum, where the coupling strength J or g_{ac} is fixed to zero (we only consider g_{ac} here since g_{ac} and g_{bc} are equivalent). We can see transmission spectra are completely consistent in different directions, that is to say, the system exhibits no non-reciprocal characteristics. It's obvious, according to Eq. (27), the term proportional to $J * g_{ac}$ arises due to the interference of coherent and dissipative couplings. It is precisely that this term causes the nonreciprocal behavior and becomes zero when J or g_{ac} is zero, therefore the nonreciprocity disappears.

Finally, the insertion loss (IL), defined as $|20 * \log_{10}|S_{12}^M||$, is another crucial performance index in practical applications. The most desirable performance is high isolation ratio with low insertion loss, which can be realized in our system by optimize damping rates Γ_1 and Γ_2 for the different optical modes. In Fig. 7, we plot the transmission spectrum which achieves a performance of about 18dB isolation ratio with 1dB insertion loss, in which the parameters are consistent with those shown in Fig. 5. As shown in Fig. 7(b), we plot the insertion loss as a function of Γ_1 and Γ_2 , where the blue dashed line is the contour line of 3dB of insertion loss. Based on this, we can choose suitable parameter ranges to decrease the insertion loss of the system while achieving a larger isolation, which represents the optimal conditions.

IV. ZERO DAMPING TRANSMISSION IN NON-MARKOVIAN ENVIRONMENTS

When environmental factors are taken into account, the system dynamics are influenced by interactions with the environment, particularly through dissipation and photon back-

flow. Dissipation corresponds to the Markovian approximation, while photon backflow reveals non-Markovian effects [105, 123, 139, 140]. In this section, we investigate the influences of non-Markovian effects on the efficiency of transmission spectrum. First, we derive non-Markovian input-output relationship. For this purpose, we construct a system that the cavity interacts with the non-Markovian environments consisting of a series of bosonic modes (eigenfrequency x_k, n_k and y_k) [124–138]. The total Hamiltonian is written as

$$\hat{H} = \hat{H}_s + \hat{H}_I \quad (28)$$

with

$$\begin{aligned} \hat{H}_s = & \hbar\omega_a\hat{a}^\dagger\hat{a} + \hbar\omega_b\hat{b}^\dagger\hat{b} + \hbar\omega_c\hat{c}^\dagger\hat{c} \\ & + \hbar\left(g_{ac}\hat{a}^\dagger\hat{c} + g_{bc}e^{i\phi}\hat{b}^\dagger\hat{c} + J\hat{a}^\dagger\hat{b} + \text{H.c.}\right), \end{aligned} \quad (29)$$

$$\begin{aligned} \hat{H}_I = & \hbar\sum_k x_k\hat{d}_k^\dagger\hat{d}_k + \hbar\sum_k \left(W_k\hat{a}\hat{d}_k^\dagger + W_k^*\hat{a}^\dagger\hat{d}_k\right) \\ & + \hbar\sum_k n_k\hat{e}_k^\dagger\hat{e}_k + \hbar\sum_k \left(G_k\hat{b}\hat{e}_k^\dagger + G_k^*\hat{b}^\dagger\hat{e}_k\right) \\ & + \hbar\sum_k y_k\hat{z}_k^\dagger\hat{z}_k + \hbar\sum_k \left(O_k\hat{c}\hat{z}_k^\dagger + O_k^*\hat{c}^\dagger\hat{z}_k\right), \end{aligned} \quad (30)$$

where $\hat{a}^\dagger(\hat{a})$, $\hat{b}^\dagger(\hat{b})$ and $\hat{c}^\dagger(\hat{c})$ denote the creation (annihilation) operators of the optical photon modes with frequencies ω_a, ω_b and ω_c . J, g_{ac} and g_{bc} correspond to the coupling strengths. The bosonic modes of the systems interact with the k th mode (eigenfrequencies x_k, n_k and y_k) of non-Markovian environments, which are modeled as collections of infinite modes via the creation (annihilation) operators $\hat{d}_k^\dagger(\hat{d}_k)$, $\hat{e}_k^\dagger(\hat{e}_k)$ and $\hat{z}_k^\dagger(\hat{z}_k)$. The coefficients W_k, G_k and O_k are interacting strengths between three environments and three bosonic modes. With the operators expectation values defined by $a(t) \equiv \langle\hat{a}(t)\rangle$, $b(t) \equiv \langle\hat{b}(t)\rangle$, $c(t) \equiv \langle\hat{c}(t)\rangle$, $d_k(t) \equiv \langle\hat{d}_k(t)\rangle$, $e_k(t) \equiv \langle\hat{e}_k(t)\rangle$ and $z_k(t) \equiv \langle\hat{z}_k(t)\rangle$, the Heisenberg equations of the systems give

$$\begin{aligned} \dot{a}(t) = & -i\omega_a a(t) - iJb(t) - ig_{ac}c(t) - i\sum_k W_k^* d_k(t), \\ \dot{b}(t) = & -i\omega_b b(t) - iJa(t) - ig_{bc}e^{i\phi}c(t) - i\sum_k G_k^* e_k(t), \\ \dot{c}(t) = & -i\omega_c c(t) - ig_{ac}a(t) - ig_{bc}e^{-i\phi}b(t) - i\sum_k O_k^* f_k(t), \\ \dot{d}_k(t) = & -ix_k d_k(t) - iW_k a(t), \dot{e}_k(t) = -in_k e_k(t) - iG_k b(t), \\ \dot{z}_k(t) = & -iy_k z_k(t) - iO_k c(t). \end{aligned} \quad (31)$$

Solving Eq. (31), we obtain solutions of the environments parts for $t \geq 0$

$$\begin{aligned} d_k(t) = & d_k(0)e^{-ix_k t} - iW_k \int_0^t d\tau a(\tau)e^{-ix_k(t-\tau)}, \\ e_k(t) = & e_k(0)e^{-in_k t} - iG_k \int_0^t d\tau b(\tau)e^{-in_k(t-\tau)}, \\ z_k(t) = & z_k(0)e^{-iy_k t} - iO_k \int_0^t d\tau c(\tau)e^{-iy_k(t-\tau)}, \end{aligned} \quad (32)$$

where the first terms on the right-hand side of Eq. (32) represent the free-propagating parts of the environments fields,

while the second terms describe the influences of environments on the cavities dynamics. Substituting Eq. (32) into Eq. (31), we obtain the integro-differential equations

$$\begin{aligned} \dot{a}(t) = & -i\omega_a a(t) - iJb(t) - ig_{ac}c(t) - K_1(t) \\ & - \int_0^t d\tau a(\tau) f_1(t-\tau), \end{aligned} \quad (33)$$

$$\begin{aligned} \dot{b}(t) = & -i\omega_b b(t) - iJa(t) - ig_{bc}e^{i\phi}c(t) - K_2(t) \\ & - \int_0^t d\tau b(\tau) f_2(t-\tau), \end{aligned} \quad (34)$$

$$\begin{aligned} \dot{c}(t) = & -i\omega_c c(t) - ig_{ac}a(t) - ig_{bc}e^{-i\phi}b(t) - K_3(t) \\ & - \int_0^t d\tau c(\tau) f_3(t-\tau), \end{aligned} \quad (35)$$

where

$$\begin{aligned} K_1(t) = & i \sum_k W_k^* d_k(0) e^{-ix_k t} \\ = & \int_{-\infty}^{+\infty} d\tau \kappa_1^*(t-\tau) a_{in}(\tau), \end{aligned} \quad (36)$$

$$\begin{aligned} K_2(t) = & i \sum_k G_k^* e_k(0) e^{-in_k t} \\ = & \int_{-\infty}^{+\infty} d\tau \kappa_2^*(t-\tau) b_{in}(\tau), \end{aligned} \quad (37)$$

$$\begin{aligned} K_3(t) = & i \sum_k O_k^* z_k(0) e^{-iy_k t} \\ = & \int_{-\infty}^{+\infty} d\tau \kappa_3^*(t-\tau) c_{in}(\tau). \end{aligned} \quad (38)$$

The cavities interact with the incoming and outgoing modes of environments at both ends, where we have defined the expectation values of the input field operators

$$a_{in}(t) = \frac{-1}{\sqrt{2\pi}} \sum_k e^{-ix_k t} d_k(0), \quad (39)$$

$$b_{in}(t) = \frac{-1}{\sqrt{2\pi}} \sum_k e^{-in_k t} e_k(0), \quad (40)$$

$$c_{in}(t) = \frac{-1}{\sqrt{2\pi}} \sum_k e^{-iy_k t} f_k(0), \quad (41)$$

and the impulse response functions

$$\kappa_1(t) = \frac{i}{\sqrt{2\pi}} \sum_k e^{ix_k t} W_k, \quad (42)$$

$$\kappa_2(t) = \frac{i}{\sqrt{2\pi}} \sum_k e^{in_k t} G_k, \quad (43)$$

$$\kappa_3(t) = \frac{i}{\sqrt{2\pi}} \sum_k e^{iy_k t} O_k, \quad (44)$$

or in the continuum

$$\kappa_1(t-\tau) = \frac{i}{\sqrt{2\pi}} \int_{-\infty}^{+\infty} e^{ix_k(t-\tau)} W(\omega) d\omega, \quad (45)$$

$$\kappa_2(t-\tau) = \frac{i}{\sqrt{2\pi}} \int_{-\infty}^{+\infty} e^{in_k(t-\tau)} G(\omega) d\omega, \quad (46)$$

$$\kappa_3(t-\tau) = \frac{i}{\sqrt{2\pi}} \int_{-\infty}^{+\infty} e^{iy_k(t-\tau)} O(\omega) d\omega, \quad (47)$$

where we have made the replacements by $W_k \rightarrow W(\omega)$, $G_k \rightarrow G(\omega)$, $O_k \rightarrow O(\omega)$. The correlation function $f_1(t)$, $f_2(t)$, and $f_3(t)$ in Eqs. (33)-(35) are given by

$$\begin{aligned} f_v(t) = & \int_{-\infty}^{+\infty} J_v(\omega) e^{-i\omega t} d\omega \\ = & \int_{-\infty}^{+\infty} \kappa_v(-\zeta) \kappa_v^*(t-\zeta) d\zeta, \quad (v=1,2,3) \end{aligned} \quad (48)$$

where $J_1(\omega) = |W_k|^2$, $J_2(\omega) = |G_k|^2$, and $J_3(\omega) = |O_k|^2$ represent the spectral densities of the different environments. $f_1(t)$, $f_2(t)$, and $f_3(t)$ describe the non-Markovian fluctuation-dissipation relationship of the environments. Similarly, we obtain solutions of the environments parts for $t_1 \geq t$

$$d_k(t) = d_k(t_1) e^{-ix_k(t-t_1)} + iW_k \int_t^{t_1} d\tau a(\tau) e^{-ix_k(t-\tau)}, \quad (49)$$

$$e_k(t) = e_k(t_1) e^{-in_k(t-t_1)} + iG_k \int_t^{t_1} d\tau b(\tau) e^{-in_k(t-\tau)}, \quad (50)$$

$$z_k(t) = z_k(t_1) e^{-iy_k(t-t_1)} + iO_k \int_t^{t_1} d\tau c(\tau) e^{-iy_k(t-\tau)}, \quad (51)$$

and the integro-differential equations

$$\begin{aligned} \dot{a}(t) = & -i\omega_a a(t) - iJb(t) - ig_{ac}c(t) - K'_1(t) \\ & + \int_t^{t_1} d\tau a(\tau) f_1(t-\tau), \end{aligned} \quad (52)$$

$$\begin{aligned} \dot{b}(t) = & -i\omega_b b(t) - iJa(t) - ig_{bc}e^{i\phi}c(t) - K'_2(t) \\ & + \int_t^{t_1} d\tau b(\tau) f_2(t-\tau), \end{aligned} \quad (53)$$

$$\begin{aligned} \dot{c}(t) = & -i\omega_c c(t) - ig_{ac}a(t) - ig_{bc}e^{-i\phi}b(t) - K'_3(t) \\ & + \int_t^{t_1} d\tau c(\tau) f_3(t-\tau), \end{aligned} \quad (54)$$

where

$$\begin{aligned} K'_1(t) = & i \sum_k W_k^* d_k(t_1) e^{-ix_k(t-t_1)} \\ = & \int_{-\infty}^{+\infty} d\tau \kappa_1^*(t-\tau) a_{out}(\tau), \end{aligned} \quad (55)$$

$$\begin{aligned} K'_2(t) = & i \sum_k G_k^* e_k(t_1) e^{-in_k(t-t_1)} \\ = & \int_{-\infty}^{+\infty} d\tau \kappa_2^*(t-\tau) b_{out}(\tau), \end{aligned} \quad (56)$$

$$\begin{aligned} K'_3(t) = & i \sum_k O_k^* z_k(t_1) e^{-iy_k(t-t_1)} \\ = & \int_{-\infty}^{+\infty} d\tau \kappa_3^*(t-\tau) c_{out}(\tau), \end{aligned} \quad (57)$$

with

$$a_{out}(t) = \frac{-1}{\sqrt{2\pi}} \sum_k e^{-ix_k(t-t_1)} d_k(t_1), \quad (58)$$

$$b_{out}(t) = \frac{-1}{\sqrt{2\pi}} \sum_k e^{-in_k(t-t_1)} e_k(t_1), \quad (59)$$

$$c_{out}(t) = \frac{-1}{\sqrt{2\pi}} \sum_k e^{-iy_k(t-t_1)} f_k(t_1). \quad (60)$$

By comparing Eqs. (33)-(35) with Eqs. (52)-(54), the non-Markovian input-output relations can be expressed as (taking $t_1 \rightarrow t$)

$$\begin{aligned} a_{out}(t) - a_{in}(t) &= \int_0^t d\tau \kappa_1(\tau - t) a(\tau), \\ b_{out}(t) - b_{in}(t) &= \int_0^t d\tau \kappa_2(\tau - t) b(\tau), \\ c_{out}(t) - c_{in}(t) &= \int_0^t d\tau \kappa_3(\tau - t) c(\tau), \end{aligned} \quad (61)$$

where $\kappa_v(t - \tau)$ ($v = 1, 2, 3$) is defined by Eqs. (45)-(47). Here, impulse response functions can be set as $\kappa_\nu(t) = i\lambda_\nu \sqrt{\Gamma_\nu} e^{\lambda_\nu t} \theta(-t)$ ($\theta(t)$ is the unit step function, where $\theta(t) = 1$ for $t \geq 0$ otherwise $\theta(t) = 0$), which leads to correlation function $f_\nu(t) = \frac{1}{2} \lambda_\nu \Gamma_\nu e^{-\lambda_\nu |t|}$ ($v = 1, 2, 3$). According to Eq. (45)-(47), the spectral response functions are $W(\omega) = \frac{1}{\sqrt{2\pi}} \int_{-\infty}^{+\infty} e^{-i\omega t} \kappa_1(t) dt$, $G(\omega) = \frac{1}{\sqrt{2\pi}} \int_{-\infty}^{+\infty} e^{-i\omega t} \kappa_2(t) dt$ and $O(\omega) = \frac{1}{\sqrt{2\pi}} \int_{-\infty}^{+\infty} e^{-i\omega t} \kappa_3(t) dt$. Applying the Fourier transform to Eqs. (45)-(47), we obtain

$$W(\omega) = \sqrt{\frac{\Gamma_1}{2\pi}} \frac{\lambda_1}{\lambda_1 - i\omega}, \quad (62)$$

$$G(\omega) = \sqrt{\frac{\Gamma_2}{2\pi}} \frac{\lambda_2}{\lambda_2 - i\omega}, \quad (63)$$

$$O(\omega) = \sqrt{\frac{\Gamma_3}{2\pi}} \frac{\lambda_3}{\lambda_3 - i\omega}, \quad (64)$$

where λ_v ($v = 1, 2, 3$) is the environmental spectrum width, while Γ_v ($v = 1, 2, 3$) is defined as the dissipation of the environmental modes acting on the cavities. Thus the spectral density of the environments reads

$$J_v(\omega) = \frac{\Gamma_v}{2\pi} \frac{\lambda_v^2}{\lambda_v^2 + \omega^2}, \quad (v = 1, 2, 3), \quad (65)$$

which corresponds to a Gaussian Ornstein-Uhlenbeck process [223–225]. Through pseudomode theory [226–232], we can give the concrete form of impulse response functions $\kappa_\nu(t)$ and correlation function $f_\nu(t)$ (see Appendix A). Specially, in the wideband limit, which means λ_v tends to infinity (i.e., $\lambda_v \rightarrow \infty$), the environments become memoryless. The spectral density approximately takes $J_v(\omega) \rightarrow \sqrt{\Gamma_v/2\pi}$, or equivalently, $W(\omega) \rightarrow \sqrt{\Gamma_1/2\pi}$, $G(\omega) \rightarrow \sqrt{\Gamma_2/2\pi}$, $O(\omega) \rightarrow \sqrt{\Gamma_3/2\pi}$. According to these, we have $f_v(t) =$

$\Gamma_v \delta(t)$ and $\kappa_v(t) = i\sqrt{\Gamma_v} \delta(t)$. Substituting the results into Eq. (61), we can obtain the Markovian input-output relations

$$a_{out}(t) - a_{in}(t) = i\sqrt{\Gamma_1} a(t), \quad (66)$$

$$b_{out}(t) - b_{in}(t) = i\sqrt{\Gamma_2} b(t), \quad (67)$$

$$c_{out}(t) - c_{in}(t) = i\sqrt{\Gamma_3} c(t). \quad (68)$$

Here, we demonstrate that the Markovian input-output relations, as described by Eqs. (66)-(68), are equivalent to those defined in Refs. [109, 233, 234] and can return to the results of Refs. [109, 233, 234] by the replacements $W_k \rightarrow iW(\omega)$, $G_k \rightarrow iG(\omega)$, $O_k \rightarrow iO(\omega)$ in Eqs. (30) and (45)-(47), the impulse response functions in the continuum are rewritten as

$$\kappa_1(t - \tau) = -\frac{1}{\sqrt{2\pi}} \int_{-\infty}^{+\infty} e^{ix_k(t-\tau)} W(\omega) d\omega, \quad (69)$$

$$\kappa_2(t - \tau) = -\frac{1}{\sqrt{2\pi}} \int_{-\infty}^{+\infty} e^{in_k(t-\tau)} G(\omega) d\omega, \quad (70)$$

$$\kappa_3(t - \tau) = -\frac{1}{\sqrt{2\pi}} \int_{-\infty}^{+\infty} e^{iy_k(t-\tau)} O(\omega) d\omega. \quad (71)$$

Substituting the Eqs. (62)-(64) into Eqs. (69)-(71), we obtain

$$\kappa_v(\tau - t) = -\sqrt{\Gamma_v} \lambda_v e^{-\lambda_v(t-\tau)} \theta(t - \tau), \quad (72)$$

so we get $\kappa_v(t) = -\sqrt{\Gamma_v} \delta(t)$ in the wideband limit (i.e., $\lambda_v \rightarrow \infty$). According to Eq. (61), we obtain the Markovian input-output relations, which return to Eqs. (23) and (24).

A. Adiabatic elimination with non-Markovian effects

Adiabatic elimination is a common method for dealing with multi-degree-of-freedom problems. It can help us simplify complex systems to understand their underlying physics, and provide a theoretical tool for controlling quantum systems. However, when non-Markovian effects are considered, the system's dynamics become complex due to interactions with the environment, and the adiabatic elimination has not been explored so far. Therefore, we extend the adiabatic elimination method to the non-Markovian regime. According to Eq. (35), we can get

$$\begin{aligned} \dot{C} &= -ig_{ac} A(t) e^{-i\Delta_{ac} t} - ig_{bc} e^{-i\phi} B(t) e^{-i\Delta_{bc} t} \\ &\quad - i \sum_k e^{-i(y_k - \omega_c)t} O_k^* z_k(0) - \int_0^t c(\tau) e^{-i\omega_c(\tau-t)} f_3(t - \tau) d\tau. \end{aligned} \quad (73)$$

Since Eq. (73) contains an integral term, we can expand it into a series and ignore higher-order terms to obtain an approximate solution

$$\begin{aligned} &\int_0^t C(\tau) e^{-i\omega_c(\tau-t)} \frac{1}{2} \Gamma_3 \lambda_3 e^{-\lambda_3(t-\tau)} d\tau \\ &= C(\tau) \frac{1}{2} \Gamma_3 \lambda_3 \frac{1}{\lambda_3 - i\omega_c} e^{-\lambda_3(t-\tau) - i\omega_c(\tau-t)} \\ &\quad - \int_0^t (C(\tau) \frac{1}{2} \Gamma_3 \lambda_3 \frac{1}{\lambda_3 - i\omega_c})' e^{-\lambda_3(t-\tau) - i\omega_c(\tau-t)} d\tau. \end{aligned} \quad (74)$$

For Eq. (74), we only take the first-order terms and get

$$\begin{aligned} & \int_0^t C(\tau) e^{-i\omega_c(\tau-t)} \frac{1}{2} \Gamma_3 \lambda_1 e^{-\lambda(t-\tau)} d\tau \\ & \approx C(t) \frac{1}{2} \Gamma_3 \lambda_3 \frac{1}{\lambda_3 - i\omega_c}, \end{aligned} \quad (75)$$

which leads to Eq. (73) becoming

$$\begin{aligned} \dot{C}(t) = & -ig_{ac}A(t)e^{-i\Delta_{ac}t} - ig_{bc}e^{-i\phi}B(t)e^{-i\Delta_{bc}t} \\ & - i \sum_k e^{-i(y_k - \omega_c)t} O_k^* z_k(0) - C(t) \frac{1}{2} \Gamma_3 \lambda_3 \frac{1}{\lambda_3 - i\omega_c}. \end{aligned} \quad (76)$$

On account of $z_k(0) = 0$, the solution to Eq. (76) can be written as

$$\begin{aligned} C(t) = & -ig_{ac} \int_0^t dt' A(t') e^{-i\Delta_{ac}t'} e^{-h(t-t')} \\ & - ig_{bc} e^{-i\phi} \int_0^t dt' B(t') e^{-i\Delta_{bc}t'} e^{-h(t-t')}, \end{aligned} \quad (77)$$

or

$$\begin{aligned} C(t) = & -\frac{ig_{ac}}{h - i\Delta_{ac}} A(t) e^{-i\Delta_{ac}t} \\ & - \frac{ig_{bc}e^{-i\phi}}{h - i\Delta_{bc}} B(t) e^{-i\Delta_{bc}t}, \end{aligned} \quad (78)$$

where $h = \frac{1}{2} \Gamma_3 \lambda_3 \frac{1}{\lambda_3 - i\omega_c}$. Combining Eqs. (33) and (34), the adiabatic elimination Heisenberg equations with non-Markovian effects are rewritten as

$$\begin{aligned} \dot{a}(t) = & -i\omega_a a(t) - iJb(t) - F_2 a(t) - F_4 b(t) - K_1(t) \\ & - \int_0^t d\tau a(\tau) f_1(t - \tau), \end{aligned} \quad (79)$$

$$\begin{aligned} \dot{b}(t) = & -i\omega_b b(t) - iJa(t) - F_1 b(t) - F_3 a(t) - K_2(t) \\ & - \int_0^t d\tau b(\tau) f_2(t - \tau), \end{aligned} \quad (80)$$

where

$$\begin{aligned} F_1 = & \frac{g_{bc}^2}{h - i\Delta_{bc}}, \quad F_2 = \frac{g_{ac}^2}{h - i\Delta_{ac}}, \\ F_3 = & \frac{g_{ac}g_{bc}e^{i\phi}}{h - i\Delta_{ac}}, \quad F_4 = \frac{g_{ac}g_{bc}e^{-i\phi}}{h - i\Delta_{bc}} \end{aligned} \quad (81)$$

Making a modified Laplace transformation [235–237] $\zeta(\omega) = \int_0^\infty e^{i\omega t} \zeta(t) dt$, where $e^{i\omega t} \rightarrow e^{i\omega t - \epsilon t}$ with $\epsilon \rightarrow 0^+$ make $\zeta(\omega)$ converge to a finite value, the cavities equations satisfy

$$\begin{aligned} -i\omega a(\omega) = & -i\omega_a a(\omega) - iJb(\omega) - F_2 a(\omega) - F_4 b(\omega) \\ & - \tilde{\kappa}_1(\omega) [a_{in}(\omega) - a_{in}(i\lambda_1)] - a(\omega) f_1(\omega), \end{aligned} \quad (82)$$

$$\begin{aligned} -i\omega b(\omega) = & -i\omega_b b(\omega) - iJa(\omega) - F_1 b(\omega) - F_3 a(\omega) \\ & - \tilde{\kappa}_2(\omega) [b_{in}(\omega) - b_{in}(i\lambda_2)] - b(\omega) f_2(\omega), \end{aligned} \quad (83)$$

with

$$\tilde{\kappa}_v(\omega) = \int_{-\infty}^0 \kappa_v^*(t') e^{i\omega t'} dt', \quad f_v(\omega) = \int_0^\infty f_v(t') e^{i\omega t'} dt'. \quad (84)$$

According to Eqs. (82) and (83), we analyze the impact of $a_{in}(i\lambda_1)$ and $b_{in}(i\lambda_2)$ by defining the ratio $\Theta_1(\lambda_1, \omega) = a_{in}(i\lambda_1)/a_{in}(\omega)$ and $\Theta_2(\lambda_2, \omega) = b_{in}(i\lambda_2)/b_{in}(\omega)$, which are inhomogeneous terms depending on the specific forms of the input field $a_{in}(i\lambda_1)$ and $b_{in}(i\lambda_2)$. We set the input field as damped oscillation $a_{in}(t) = ve^{-\eta t} \sin(ut^2)$ for $\eta > 0$ and $u > 0$, and Gaussian profile $a_{in}(t) = ve^{-\eta t^2} \cos(ut)$ for $\eta > 0$ and $u > 0$, which respectively correspond to

$$\Theta_1(\lambda_1, \omega) = \frac{\cos\left[\frac{(\lambda_1 + \eta)^2}{4u}\right] \left[1 - 2hc\left(\frac{\lambda_1 + \eta}{\sqrt{2\pi}u}\right)\right] + \sin\left[\frac{(\lambda_1 + \eta)^2}{4u}\right] \left[1 - 2hs\left(\frac{\lambda_1 + \eta}{\sqrt{2\pi}u}\right)\right]}{\cos\left[\frac{(\eta - i\omega)^2}{4u}\right] \left[1 - 2hc\left(\frac{\eta - i\omega}{\sqrt{2\pi}u}\right)\right] + \sin\left[\frac{(\eta - i\omega)^2}{4u}\right] \left[1 - 2hs\left(\frac{\eta - i\omega}{\sqrt{2\pi}u}\right)\right]}, \quad (85)$$

$$\Theta_1(\lambda_1, \omega) = \exp\left[\frac{\lambda_1^2 + \omega^2 + 2u(\omega - i\lambda_1)}{4\eta}\right] \left\{ \frac{i + e^{\frac{i u \lambda_1}{\eta}} \left[i + erhi\left(\frac{u - i\lambda_1}{2\sqrt{\eta}}\right) \right] - erhi\left(\frac{u + i\lambda_1}{2\sqrt{\eta}}\right)}{i + e^{\frac{u\omega}{\eta}} \left[i + erhi\left(\frac{u - \omega}{2\sqrt{\eta}}\right) \right] - erhi\left(\frac{u + \omega}{2\sqrt{\eta}}\right)} \right\}, \quad (86)$$

where $hc(l) = \int_0^l \cos(\pi t^2/2) dt$, $hs(l) = \int_0^l \sin(\pi t^2/2) dt$, $erhi(l) = erhi(il)/i$ with $erh(l) = \frac{2}{\sqrt{\pi}} \int_0^l e^{-t^2} dt$. For input fields with damped oscillation and Gaussian profiles, we find that $\Theta_1(\lambda_1, \omega)$ arises from non-Markovian effects and lacks Markovian correspondent. Specifically, for the concrete input field and given parameters, e.g., $\eta = 0.0015\omega_a$, $u = 0.004\omega_a$, $|\Theta_1(\lambda_1, \omega)| \sim 10^{-5}$ for $\lambda_1 = \omega_a$ which is in non-Markovian regime and $|\Theta_1(\lambda_1, \omega)| \sim 10^{-8}$ for $\lambda_1 = 11\omega_a$ which means weak non-Markovian effects at the

interval $\omega \in (0.9\omega_a, 1.2\omega_a)$. Under the Markovian approximation as $\lambda_1 \rightarrow \infty$, $\Theta_1(\lambda_1, \omega)$ tends to zero, where the input-field dependent term $a_{in}(i\lambda_1)$ is shown to be negligible compared to the other terms. Consequently, the influences of the inhomogeneous terms on system operators is not taken into account in the following studies of nonreciprocal transmission. For $b_{in}(i\lambda_2)$, we can also demonstrate this by using the same approach.

Considering the above, we consider a two-side cavity and

the Heisenberg-Langvan equations of the system are

$$-i\omega a(\omega) = -i\omega_a a(\omega) - iJb(\omega) - F_2 a(\omega) - F_4 b(\omega) - \tilde{\kappa}_1(\omega)p_{in}(\omega) - a(\omega)f_1(\omega), \quad (87)$$

$$-i\omega b(\omega) = -i\omega_b a(\omega) - iJa(\omega) - F_1 b(\omega) - F_3 a(\omega) - \tilde{\kappa}_2(\omega)p_{in}(\omega) - b(\omega)f_2(\omega), \quad (88)$$

the non-Markovian input-output relations transmitted from left to right in the frequency regime is expressed as

$$p_{out}(\omega) - p_{in}(\omega) \approx a(\omega)\kappa_1(-\omega). \quad (89)$$

Similarly, we can obtain the non-Markovian input-output re-

lations transmitted from right to left in the frequency regime

$$q_{out}(\omega) - q_{in}(\omega) \approx a(\omega)\kappa_1(-\omega). \quad (90)$$

The input and output fields are related through

$$\mathbf{M}_{out}(\omega) = \mathbf{S}^{NM}(\omega)\mathbf{M}_{in}(\omega), \quad (91)$$

or

$$\mathbf{S}^{NM}(\omega) = \begin{bmatrix} S_{12}^{NM} & S_{11}^{NM} \\ S_{22}^{NM} & S_{21}^{NM} \end{bmatrix}, \quad (92)$$

with $\mathbf{M}_{out}(\omega) = [p_{out}(\omega), q_{out}(\omega)]^T$ and $\mathbf{M}_{in}(\omega) = [p_{in}(\omega), q_{in}(\omega)]^T$. $\mathbf{S}^{NM}(\omega)$ denotes the scattering matrix of the system and $S_{12, (21)}^{NM}$ describes the photon transmission of the signal from left (right) to right (left) in the system., so we calculate the transmission coefficient with ϕ taking the value of 0 for S_{12}^{NM} and π for S_{21}^{NM}

$$S_{12| \phi=0}^{NM} = 1 - \frac{-\tilde{\kappa}_1(\omega)[i\omega - i\omega_b - \frac{g_{bc}^2}{h-i\Delta_{bc}} - f_2(\omega)]\kappa_1(-\omega)}{[i\omega - i\omega_a - \frac{g_{ac}^2}{h-i\Delta_{ac}} - f_1(\omega)][i\omega - i\omega_b - \frac{g_{bc}^2}{h-i\Delta_{bc}} - f_2(\omega)] + (J - \frac{ig_{ac}g_{bc}e^{i\phi}}{h-i\Delta_{ac}})(J - \frac{ig_{ac}g_{bc}e^{-i\phi}}{h-i\Delta_{bc}})}, \quad (93)$$

$$S_{21| \phi=\pi}^{NM} = 1 - \frac{-\tilde{\kappa}_1(\omega)[i\omega - i\omega_b - \frac{g_{bc}^2}{h-i\Delta_{bc}} - f_2(\omega)]\kappa_1(-\omega)}{[i\omega - i\omega_a - \frac{g_{ac}^2}{h-i\Delta_{ac}} - f_1(\omega)][i\omega - i\omega_b - \frac{g_{bc}^2}{h-i\Delta_{bc}} - f_2(\omega)] + (J - \frac{ig_{ac}g_{bc}e^{i\phi}}{h-i\Delta_{ac}})(J - \frac{ig_{ac}g_{bc}e^{-i\phi}}{h-i\Delta_{bc}})}.$$

V. DISCUSSION OF TRANSMISSION CHARACTERISTICS IN NON-MARKOVIAN REGIME

In Fig. 8(a,c), we show transmission spectrum of the system for given spectral widths of the environments ($\lambda_1 = \omega_a$, $\lambda_2 = \omega_b$, $\lambda_3 = \omega_c$). The black line represents the input of the light field from the left side, while the red line denotes the input from the right side. In Fig. 8(b,d), we plot the logarithmic figure of the imaginary part of the eigenvalues for the effective Hamiltonian as a function of Δ . We can find an ultra sharp dip at $\Delta = 10J$ or $\Delta = -10J$ corresponding to the minimum, which means the imaginary part of one eigenvalue is zero. Meanwhile, it shows the nonreciprocity of transmission at the same frequency position corresponding to nonreciprocal transmission with zero reflection in Fig. 8(a,c). That is to say, there are still nonreciprocal phenomena with the non-Markovian effects, however, the maximum transmission efficiency has changed. Compared to the Markovian cases, transmission efficiency varies in non-Markovian environments due to the dissipation or the backflow oscillation of the photons from the non-Markovian environments. These results are calculated by using the parameters $g_{ac} = 20J$ and $g_{bc} = 2J$.

For the situation discussed in Fig. 9, the isolation ratio as a function of the coupling strength Γ_1 and Γ_2 is plotted in Fig. 9 with non-Markovian environments, which is calculated by fixing the decay $g_{ac} = 20J$ and $g_{bc} = 2J$. The black dotted line is the contour lines of 20dB of isolation ratio, while the isolation ratio above 50dB can be achieved. Comparing

that to the Markovian regime, the isolation ratio reaches the maximum value near $\Gamma_1 = 30J$ and $\Gamma_2 = 0.07J$. In this case, we also find that the maximum value of the isolation ratio decreases, but the maximum of the tunable range increases. That is to say, the selection for high isolation ratio exhibits a wider range compared to the Markovian case. As shown in Fig. 9(b), the isolation ratio is more sensitive to change in Γ_2 than Γ_1 and it would vary dramatically with the difference of $0.1J$ in Γ_2 , as illustrated in red dotted line. This is consistent with the Markovian regime.

In Fig. 10(a), with the coupling strengths $g_{ac} = 20J$ and $g_{bc} = 2J$, we show transmission efficiency as a function of different spectral widths λ_1 and λ_2 of the environments. We find that the regime of maximum isolation ratio appears in the lower right corner of the figure with the non-Markovian effects. Interestingly, the maximum value does not occur when the system returns to the Markovian regime (i.e., $\lambda_1 = 20\omega_a$ and $\lambda_2 = 20\omega_b$) in which this would be explained below. In other words, within the lower right corner, the system exhibits higher isolation ratio in the non-Markovian environments. With the purpose of seeing the influences of the environmental spectrum width on transmission spectrum more clearly, the isolation ratio as a function of both λ_1 and λ_2 is shown in Fig. 10(b). As the environmental spectrum widths λ_1 and λ_2 further increase, the isolation ratio reaches its maximum value corresponding to the environmental spectrum widths $\lambda_1 = 4\omega_a$ and $\lambda_2 = 2\omega_b$ as shown by the red dotted line.

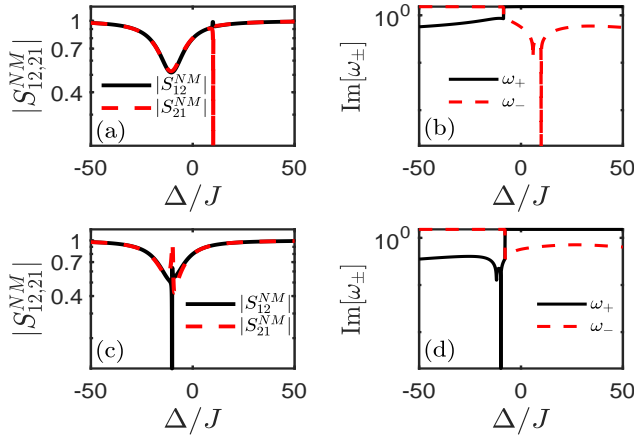


FIG. 8. Transmission spectrum $|S_{21,12}^{NM}|$ in Eq. (93) is plotted as a function of Δ for different direction. (a) Transmission spectrum of the system with $\omega_b - \omega_a = 10J$. (b) The logarithm of the imaginary part of the system eigenvalues with $\phi = \pi$. (c) Transmission spectrum of the system with $\omega_b - \omega_a = -10J$. (d) The logarithm of the imaginary part of the system eigenvalues with $\phi = 0$. The red dashed line and black solid line represent different eigenvalues, respectively. The parameters chosen are $\omega_a = 500J$, $\omega_c = 500J$, $\Gamma_1 = 10J$, $\Gamma_2 = 0.1J$, $\Gamma_3 = 100J$, $g_{ac} = 20J$, $g_{bc} = 2J$, $\lambda_1 = \omega_a$, $\lambda_2 = \omega_b$, and $\lambda_3 = \omega_c$.

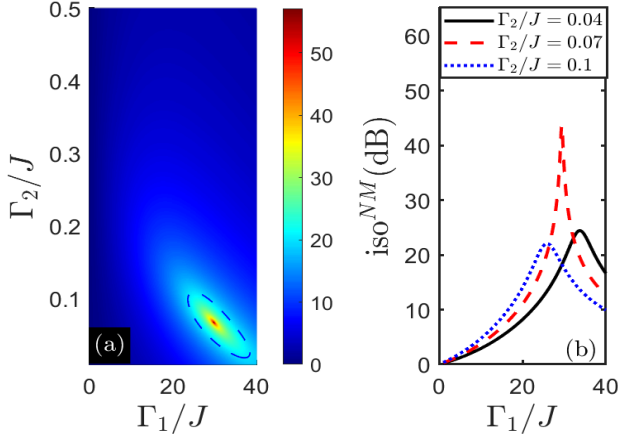


FIG. 9. The influences of external decay on isolation ratio. (a) Isolation ratio according to Eq. (93) is plotted as a function of the decay Γ_1 and Γ_2 in non-Markovian regime. (b) The isolation ratio is plotted with different Γ_2 by using Eq. (93). The parameters chosen are $\omega_b = 510J$, $\Delta = 10J$ and the other parameters chosen are the same as in Fig. 8.

In order to verify the validity of our method, we simulate our system under the large environmental spectrum width scenario and find that it is consistent with the Markovian environments. As shown in Fig. 11, we plot the transmission of the system with different spectral widths, where other parameters are chosen as in Fig. 3. We can see that when the environmental spectrum width is ω_n ($n = a, b, c$), significant differences exist between the non-Markovian and Markovian cases, as shown by the red solid line. As the spectrum widths of the environments increase, the efficiency of transmission increases. For the sake of clarity, we separately plot the non-Markovian

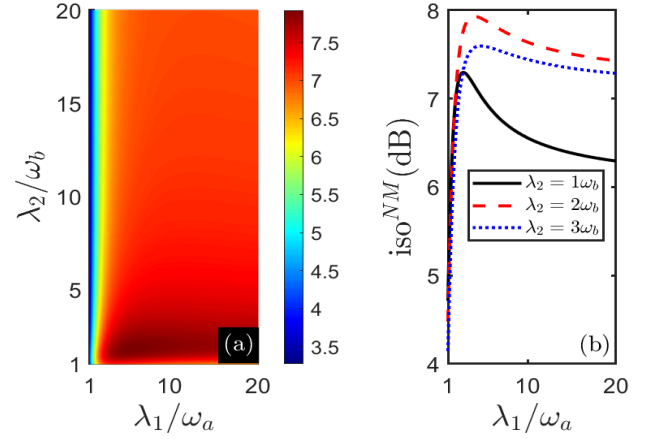


FIG. 10. Analyzing the influences of spectral widths of the environments on nonreciprocity. (a) Isolation ratio by using Eq. (93) is plotted as a function of spectral widths λ_1 and λ_2 of the environments in non-Markovian regimes. (b) The isolation ratio is plotted with different λ_2 according to Eq. (93). The parameter chosen are $\lambda_3 = 20\omega_c$, $\omega_b = 510J$, $\Delta = 10J$ and other parameters are the same as in Fig. 8.

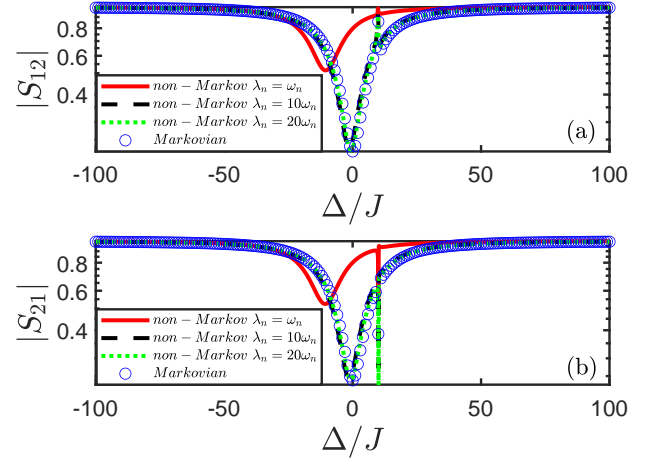


FIG. 11. Comparisons of transmission spectrum calculated by Eqs. (27) and (93) with and without Markovian approximations. Transmission spectrum as a function of Δ for different direction with different spectral widths of the environments. The figure is plotted with the non-Markovian effects, while the circles indicate the case of Markovian approximations. The parameters chosen are $\Delta = 10J$, $\omega_b = 510J$ and the other parameters are the same as in Fig. 8.

limit and the Markovian approximation cases, where the environmental spectrum widths taking $\lambda_1 = 20\omega_a$, $\lambda_2 = 20\omega_b$, and $\lambda_3 = 20\omega_c$ are enough for our scheme. We can see the non-Markovian transmission spectrum is consistent with the Markovian transmission spectrum, which means that the systems go back to Markovian regime again.

At the end of the article, let's evaluate the implementation of our scheme in superconducting circuit systems. Specifically, the main part of the circuit consists of three optical crystal nanobeam cavities, of which transmission in different directions can be excited by two separate optical coupling paths and the phase in different directions can be controlled by the

pump field with phase shifters. In view of these above discussions, we propose that experimental implementation is feasible.

VI. CONCLUSION

In summary, we have demonstrated three coupled optical modes scheme for achieving nonreciprocal transmission in this paper, which is accomplished by designing a system that exploits the synergistic effects of coherent and dissipative coupling. The scheme gets zero-damping transmission and exhibits unidirectional invisibility. The model explicitly considers the direction-dependent relative phase between coherent and dissipative coupling, breaking time-reversal symmetry of propagation. Moreover, we extend the adiabatic elimination method into the non-Markovian regime and derive the effective Hamiltonian with the non-Markovian effects through the non-Markovian adiabatic elimination method. As a result of analysis, we have shown that nonreciprocal transport persists in the non-Markovian regime driven by the interference of coherent and dissipative couplings. Our scheme provides flexible controllability for non-reciprocal dynamics, which is easily tuned via parameters to optimize performance for high nonreciprocity and low insertion loss.

The zero-reflection nonreciprocal transmission implemented in this paper can protect quantum devices from backscattering, which is very important for the construction of quantum networks. At the same time, our discussion of non-Markovian effects provides a reference for the behavior of nonreciprocity under the influences of environments. We will more explicitly unveil the physical mechanisms governing the different system's behavior in the non-Markovian environments by applying the studied non-Markovian adiabatic elimination method. As an outlook, we can also explore the fundamental physical system with the Rabi model [246–248], the non-rotating-wave interaction Hamiltonian between the optical cavity and environments $\sum_k J(\hat{m} + \hat{m}^\dagger)(\hat{x}_k + \hat{x}_k^\dagger)$ [249], and anisotropic non-rotating-wave interaction Hamiltonian $\sum_k [\xi_k(\hat{x}_k^\dagger \hat{m} + \hat{x}_k \hat{m}^\dagger) + \mu_k(\hat{x}_k \hat{m} + \hat{x}_k^\dagger \hat{m}^\dagger)]$ [250–254], where $\hat{m}^\dagger(\hat{m})$ and $\hat{x}_k^\dagger(\hat{x}_k)$ correspond to the creation (annihilation) operators for the optical modes, while ξ_k and μ_k respectively denote the coupling strengths of the rotating wave and non-rotating-wave interactions between optical modes and non-Markovian environments. Our results might also be extended to possible applications including manipulating photon transport and quantum communication protocols with non-Markovian effects.

ACKNOWLEDGMENTS

H. Z. S. acknowledges National Natural Science Foundation of China under Grants No. 12274064 and Scientific Research Project for Department of Education of Jilin Province under Grant No. JJKH20241410KJ. C. S. acknowledges financial support from the China Scholarship Council,

the Japanese Government (Monbukagakusho-MEXT) Scholarship (Grant No. 211501), the RIKEN Junior Research Associate Program, and the Hakubi Projects of RIKEN. Y. H. Z. acknowledges the National Natural Science Foundation of China (NSFC)(Grants Nos. 12374333).

Appendix A: The impulse response functions $\kappa_\nu(t)$ and correlation function $f_\nu(t)$ can be realized through the pseudomode theory

To exhibit the controllability of Lorentzian spectrum density in non-Markovian environments, we give an concrete example using Markovian pseudomodes method [226–232, 255]. We construct a system including the Markovian environment, whose total Hamiltonian is

$$\hat{H}_{tot} = \hat{H}_S + \hat{H}_R + \hat{H}_I, \quad (A1)$$

with

$$\hat{H}_S = \hbar\omega_u \hat{u}^\dagger \hat{u} + \hbar\omega_r \hat{r}^\dagger \hat{r} + \hbar g_{ur}(\hat{u} \hat{r}^\dagger + \hat{u}^\dagger \hat{r}), \quad (A2)$$

$$\hat{H}_I = \hbar \sum_k T_k (\hat{l}_k^\dagger \hat{r} + \hat{r}^\dagger \hat{l}_k), \hat{H}_R = \hbar \sum_k \omega_k \hat{l}_k^\dagger \hat{l}_k, \quad (A3)$$

where \hat{H}_S represents system Hamiltonian consisting of a cavity mode with eigenfrequency ω_u and a pseudomode with eigenfrequency ω_r . \hat{u} represents cavity mode annihilation operator and \hat{r} denotes pseudomode annihilation operator, which satisfy the bosonic commutation relations $[\hat{u}, \hat{u}^\dagger] = 1$ and $[\hat{r}, \hat{r}^\dagger] = 1$. The third term corresponds to the tunneling coupling (coupling strength g_{ur}) between cavity mode and pseudomode. Here, \hat{H}_I is interaction Hamiltonian between pseudomode and Markovian environment (annihilation operator \hat{l}_k) with coupling strength $T_k = \sqrt{\gamma/2\pi}$ and decay rate γ . Also, \hat{H}_R denotes Hamiltonian of Markovian environment and the correlation function satisfies $[\hat{l}_k, \hat{l}_{k'}^\dagger] = \delta_{kk'}$. According to Eq. (A2), the Heisenberg-Langevin equations with the Markovian approximation are ($\hbar = 1$) [109, 233]

$$\frac{d}{dt} \hat{u} = -i\omega_u \hat{u} - ig_{ur} \hat{r}, \quad (4)$$

$$\frac{d}{dt} \hat{r} = -ig_{ur} \hat{u} - \frac{\gamma}{2} \hat{r} - \sqrt{\gamma} \hat{l}_{in}(t). \quad (5)$$

By solving Eq. (5), we obtain

$$\begin{aligned} \hat{r}(t) = & \hat{r}(0) e^{-\frac{\gamma}{2}t} - ig_{ur} \int_0^t \hat{r}(\tau) e^{-\frac{\gamma}{2}(t-\tau)} d\tau \\ & - \sqrt{\gamma} \int_0^t \hat{l}_{in}(\tau) e^{-\frac{\gamma}{2}(t-\tau)} d\tau \end{aligned} \quad (6)$$

with $\hat{l}_{in}(t) = \sum_k e^{-i\omega_k t} \hat{l}_k / \sqrt{2\pi}$.

Substituting $\hat{r}(t)$ into Eq. (4), we get the integro-differential equation

$$\frac{d}{dt} \hat{u} = -i\omega_u \hat{u} - \int_0^t \Theta(t-\tau) \hat{z}(\tau) d\tau - \hat{U}(t), \quad (7)$$

where $\hat{U}(t) = ig_{ur}\hat{r}(0)e^{-\frac{\gamma}{2}t} - ig_{ur}\sqrt{\gamma}\int_0^t \hat{l}_{in}(\tau)e^{-\frac{\gamma}{2}(t-\tau)}d\tau$ represents the operator for the non-Markovian composite environment, which includes pseudomode plus its Markovian environment and $\Theta(t) = g_{ur}^2 e^{-\frac{\gamma}{2}t}$ denotes correlation function. The Lorentzian spectrum density $J(\omega)$ corresponding to the correlation function $\Theta(t) = g_{ur}^2 e^{-\frac{\gamma}{2}t} \equiv \int J(\omega)e^{-i\omega t}d\omega$ in Eq. (7) is equal to Eq. (65), where

$$\lambda_\nu = \gamma/2, \Gamma_\nu = 4g_{ur}^2/\gamma, \quad (8)$$

which leads to

$$\Theta(t-\tau) = \frac{1}{2}\Gamma_\nu\lambda_\nu e^{-\lambda_\nu(t-\tau)}, \quad (9)$$

which is consistent with the definition of $f_\nu(t)$ in Eq. (65). With the operators expectation values defined by $u \equiv \langle \hat{u} \rangle$, $r \equiv \langle \hat{r} \rangle$, $l_k \equiv \langle \hat{l}_k \rangle$, $l_{in} \equiv \langle \hat{l}_{in} \rangle$, $U(t) \equiv \langle \hat{U}(t) \rangle$, $a_{in} \equiv \langle \hat{a}_{in} \rangle$, $K(t) \equiv \langle \hat{K}(t) \rangle$, $v \equiv \langle \hat{v} \rangle$ and developing the equality

$$K(t) \equiv U(t), \quad (10)$$

we can get

$$l_{in}(t) = \frac{\gamma}{2}v(t) + v'(t), \quad (11)$$

$$r = -\frac{i}{g_{ur}} \int_{-\infty}^{+\infty} L^*(-\tau)a_{in}(\tau)d\tau, \quad (12)$$

with

$$v(t) = \frac{g_{ur}r e^{-\frac{\gamma}{2}t} + iK(t)}{g_{ur}\sqrt{\gamma}}, \quad (13)$$

$$K(t) = \int_{-\infty}^{+\infty} L^*(t-\tau)a_{in}(\tau)d\tau. \quad (14)$$

The value of $r = \text{Tr}[\hat{r}(0)\rho_r(0)]$ is determined by the initial state $\rho_r(0)$ of the pseudomode. If r sets

$$r = -\frac{\sqrt{\Gamma}\lambda}{g_{ur}} \int_0^{+\infty} e^{-\lambda\tau}a_{in}(\tau)d\tau. \quad (15)$$

Comparing Eq. (12) and Eq. (15), we can obtain

$$L(t) = i\sqrt{\Gamma}\lambda e^{\lambda t}\theta(-t), \quad (16)$$

which corresponds to $\kappa_\nu(t)$ above Eqs. (62)-(64). \hat{u} can denote \hat{a} , \hat{b} , and \hat{c} in Eqs. (33)-(35), which is reasonable according to Eq. (16). Hence, we can conclude that if Eqs. (9), (11), (12), and (15) are satisfied simultaneously, the equations derived using the Markovian pseudomode method agree exactly with Eqs. (33)-(35) with non-Markovian conditions.

-
- [1] C. Caloz, A. Alù, S. Tretyakov, D. Sounas, K. Achouri, and Z. L. Deck-Léger, Electromagnetic Nonreciprocity, *Phys. Rev. Applied* **10**, 047001 (2018).
 - [2] L. Bi, J. Hu, P. Jiang, D. H. Kim, G. F. Dionne, L. C. Kimerling, and C. A. Ross, On-chip optical isolation in monolithically integrated non-reciprocal optical resonators, *Nat. Photonics* **5**, 758 (2011).
 - [3] Z. Yu and S. Fan, Complete optical isolation created by indirect interband photonic transitions, *Nat. Photonics* **3**, 91 (2009).
 - [4] P. Lodahl, S. Mahmoodian, S. Stobbe, A. Rauschenbeutel, P. Schneeweiss, J. Volz, H. Pichler, and P. Zoller, Chiral quantum optics, *Nature (London)* **541**, 473 (2017).
 - [5] S. Clark, A. Peng, M. Gu, and S. Parkins, Unconditional Preparation of Entanglement between Atoms in Cascaded Optical Cavities, *Phys. Rev. Lett.* **91**, 177901 (2003).
 - [6] W. Yao, R. B. Liu, and L. J. Sham, Theory of control of the dynamics of the interface between stationary and flying qubits, *J. Opt. B* **7**, S318 (2005).
 - [7] F. Y. Hong and S. J. Xiong, Quantum communication in a network with serious imperfections, *Phys. Rev. A* **76**, 052302 (2007).
 - [8] A. Reiserer, Colloquium: Cavity-enhanced quantum network nodes, *Rev. Mod. Phys.* **94**, 041003 (2022).
 - [9] D. Jalas, A. Petrov, M. Eich, W. Freude, S. Fan, Z. Yu, R. Baets, M. Popović, A. Melloni, J. D. Joannopoulos, M. Vanwolleghem, C. R. Doerr, and H. Renner, What is and what is not an optical isolator, *Nat. Photonics* **7**, 579 (2013).
 - [10] P. P. Rohde, T. C. Ralph, and M. A. Nielsen, Optimal photons for quantum-information processing, *Phys. Rev. A* **72**, 052332 (2005).
 - [11] B. Li, Y. H. Li, Y. Cao, J. Yin, and C. Z. Peng, Pure-State Photon-Pair Source with a Long Coherence Time for Large-Scale Quantum Information Processing, *Phys. Rev. Applied* **19**, 064083 (2023).
 - [12] L. Lu, J. D. Joannopoulos, and M. Soljačić, Topological photonics, *Nat. Photonics* **8**, 821 (2014).
 - [13] A. B. Khanikaev and G. Shvets, Two-dimensional topological photonics, *Nat. Photonics* **11**, 763 (2017).
 - [14] M. Hafezi, S. Mittal, J. Fan, A. Migdall, and J. M. Taylor, Imaging topological edge states in silicon photonics, *Nat. Photonics* **7**, 1001 (2013).
 - [15] Z. Wang, Y. D. Chong, J. D. Joannopoulos, and M. Soljačić, Observation of unidirectional backscattering-immune topological electromagnetic states, *Nature (London)* **461**, 772 (2009).
 - [16] R. Barczyk, L. Kuipers, and E. Verhagen, Observation of Landau levels and chiral edge states in photonic crystals through pseudomagnetic fields induced by synthetic strain, *Nat. Photonics* **18**, 574 (2024).
 - [17] R. Huang, A. Miranowicz, J. Q. Liao, F. Nori, and H. Jing, Nonreciprocal Photon Blockade, *Phys. Rev. Lett.* **121**, 153601 (2018).
 - [18] B. Li, R. Huang, X. Xu, A. Miranowicz, and H. Jing, Nonreciprocal unconventional photon blockade in a spinning optomechanical system, *Photonics Res.* **7**, 630 (2019).
 - [19] X. Shang, H. Xie, and X. M. Lin, Nonreciprocal photon blockade in a spinning optomechanical resonator, *Laser Phys. Lett.*

- 18**, 115202 (2021).
- [20] J. Y. Sun and H. Z. Shen, Photon blockade in non-Hermitian optomechanical systems with nonreciprocal couplings, *Phys. Rev. A* **107**, 043715 (2023).
- [21] Y. M. Liu, J. Cheng, H. F. Wang, and X. X. Yi, Simultaneous nonreciprocal conventional photon blockades of two independent optical modes by a two-level system, *Phys. Rev. A* **107**, 063701 (2023).
- [22] Y. W. Jing, H. Q. Shi, and X. W. Xu, Nonreciprocal photon blockade and directional amplification in a spinning resonator coupled to a two-level atom, *Phys. Rev. A* **104**, 033707 (2021).
- [23] H. Xie, L. W. He, X. Shang, G. W. Lin, and X. M. Lin, Nonreciprocal photon blockade in cavity optomagnonics, *Phys. Rev. A* **106**, 053707 (2022).
- [24] C. Gou and X. Hu, Simultaneous nonreciprocal photon blockade in two coupled spinning resonators via Sagnac-Fizeau shift and parametric amplification, *Phys. Rev. A* **108**, 043723 (2023).
- [25] H. Lü, Y. Jiang, Y. Z. Wang, and H. Jing, Optomechanically induced transparency in a spinning resonator, *Photonics Res.* **5**, 367 (2017).
- [26] I. M. Mirza, W. Ge, and H. Jing, Optical nonreciprocity and slow light in coupled spinning optomechanical resonators, *Opt. Express* **27**, 25515 (2019).
- [27] K. L. Tsakmakidis, K. Baskourellos, and T. Stefański, Topological, nonreciprocal, and multiresonant slow light beyond the time-bandwidth limit, *Appl. Phys. Lett.* **119**, 190501 (2021).
- [28] M. Hafezi, E. A. Demler, M. D. Lukin, and J. M. Taylor, Robust optical delay lines with topological protection, *Nat. Phys.* **7**, 907 (2011).
- [29] Y. Jiang, S. Maayani, T. Carmon, F. Nori, and H. Jing, Nonreciprocal Phonon Laser, *Phys. Rev. Applied* **10**, 064037 (2018).
- [30] D. G. Lai, J. F. Huang, X. L. Yin, B. P. Hou, W. L. Li, D. Vitali, F. Nori, and J. Q. Liao, Nonreciprocal ground-state cooling of multiple mechanical resonators, *Phys. Rev. A* **102**, 011502(R) (2020).
- [31] J. Yang, C. Zhao, Z. Yang, R. Peng, S. Chao, and L. Zhou, Nonreciprocal ground-state cooling of mechanical resonator in a spinning optomechanical system, *Front. Phys.* **17**, 52507 (2022).
- [32] D. G. Lai, F. Zou, B. P. Hou, Y. F. Xiao, and J. Q. Liao, Simultaneous cooling of coupled mechanical resonators in cavity optomechanics, *Phys. Rev. A* **98**, 023860 (2018).
- [33] J. Huang, D. G. Lai, C. Liu, J. F. Huang, F. Nori, and J. Q. Liao, Multimode optomechanical cooling via general dark-mode control, *Phys. Rev. A* **106**, 013526 (2022).
- [34] J. L. Li, H. Z. Shen, and X. X. Yi, Quantum batteries in non Markovian reservoirs, *Opt. Lett.* **47**, 5614 (2022).
- [35] E. Ferraro, M. Scala, R. Migliore, and A. Napoli, Non-Markovian dissipative dynamics of two coupled qubits in independent reservoirs: Comparison between exact solutions and master-equation approaches, *Phys. Rev. A* **80**, 042112 (2009).
- [36] H. Z. Shen, S. Xu, Y. H. Zhou, and X. X. Yi, System susceptibility and bound-states in structured reservoirs, *Opt. Express* **27**, 31504 (2019).
- [37] Z. Y. Xu, W. L. Yang, and M. Feng, Proposed method for direct measurement of the non-Markovian character of the qubits coupled to bosonic reservoirs, *Phys. Rev. A* **81**, 044105 (2010).
- [38] H. Z. Shen, S. Xu, H. Li, S. L. Wu, and X. X. Yi, Linear response theory for periodically driven systems with non-Markovian effects, *Opt. Lett.* **43**, 2852 (2018).
- [39] Z. He, J. Zou, L. Li, and B. Shao, Effective method of calculating the non-Markovianity for single-channel open systems, *Phys. Rev. A* **83**, 012108 (2011).
- [40] G. M. Reuther, P. Hänggi, and S. Kohler, Non-Markovian qubit decoherence during dispersive readout, *Phys. Rev. A* **85**, 062123 (2012).
- [41] B. Bylicka, D. Chruściński, and S. Maniscalco, Non-Markovianity and reservoir memory of quantum channels: a quantum information theory perspective, *Sci. Rep.* **4**, 5720 (2014).
- [42] M. Faraday, in *Faraday's Diary*, edited by T. Martin (George Bell and Sons, London, 1933), Vol. IV, p. 1839C.
- [43] C. L. Hogan, The Ferromagnetic Faraday Effect at Microwave Frequencies and its Applications, *Rev. Mod. Phys.* **25**, 253 (1953).
- [44] J. H. Rowen, Ferrites in microwave applications, *Bell Syst. Technol. J.* **32**, 1333 (1953).
- [45] J. D. Adam, L. E. Davis, G. F. Dionne, E. F. Schloemann, and S. N. Stitzer, Ferrite devices and materials, *IEEE Trans. Microwave Theory Tech.* **50**, 721 (2002).
- [46] B. K. Kuanr, V. Veerakumar, R. Marson, S. R. Mishra, R. E. Camley, and Z. Celinski, Nonreciprocal microwave devices based on magnetic nanowires, *Appl. Phys. Lett.* **94**, 202505 (2009).
- [47] N. R. Bernier, L. D. Tóth, A. Koottandavida, M. A. Ioannou, D. Malz, A. Nunnenkamp, A. K. Feofanov, and T. J. Kippenberg, Nonreciprocal reconfigurable microwave optomechanical circuit, *Nat. Commun.* **8**, 604 (2017).
- [48] G. A. Peterson, F. Lecocq, K. Cicak, R. W. Simmonds, J. Aumentado, and J. D. Teufel, Demonstration of Efficient Nonreciprocity in a Microwave Optomechanical Circuit, *Phys. Rev. X* **7**, 031001 (2017).
- [49] M. A. Miri, F. Ruesink, E. Verhagen, and A. Alù, Optical Nonreciprocity Based on Optomechanical Coupling, *Phys. Rev. Applied* **7**, 064014 (2017).
- [50] Z. Shen, Y. L. Zhang, Y. Chen, C. L. Zou, Y. F. Xiao, X. B. Zou, F. W. Sun, G. C. Guo, and C. H. Dong, Experimental realization of optomechanically induced non-reciprocity, *Nat. Photonics* **10**, 657 (2016).
- [51] L. Fan, J. Wang, L. T. Varghese, H. Shen, B. Niu, Y. Xuan, A. M. Weiner, and M. Qi, An all-silicon passive optical diode, *Science* **335**, 447 (2012).
- [52] Q. T. Cao, H. Wang, C. H. Dong, H. Jing, R. S. Liu, X. Chen, L. Ge, Q. Gong, and Y. F. Xiao, Experimental Demonstration of Spontaneous Chirality in a Nonlinear Microresonator, *Phys. Rev. Lett.* **118**, 033901 (2017).
- [53] A. B. Khanikaev and A. Alù, Nonlinear dynamic reciprocity, *Nat. Photonics* **9**(6), 359 (2015).
- [54] C. B. Li, Q. S. Yu, Y. P. Zhang, M. Xiao and Z. Y. Zhang, Optical Isolation with Optical Parametric Amplification in an Atomic System, *Laser Photonics Rev.* **17**(1), 2200267 (2023).
- [55] D. L. Sounas and A. Alù, Non-reciprocal photonics based on time modulation, *Nat. Photonics* **11**, 774 (2017).
- [56] L. Ranzani and J. Aumentado, A geometric description of non-reciprocity in coupled two-mode systems, *New J. Phys.* **16**, 103027 (2014).
- [57] D. W. Wang, H. T. Zhou, M. J. Guo, J. X. Zhang, J. Evers, and S. Y. Zhu, Optical Diode Made from a Moving Photonic Crystal, *Phys. Rev. Lett.* **110**, 093901 (2013).
- [58] H. Ramezani, P. K. Jha, Y. Wang, and X. Zhang, Nonreciprocal Localization of Photons, *Phys. Rev. Lett.* **120**, 043901 (2018).
- [59] P. Yang, M. Li, X. Han, H. He, G. Li, C. L. Zou, P. Zhang, Y. Qian, and T. Zhang, Non-reciprocal Cavity Polariton with Atoms Strongly Coupled to Optical Cavity, *Laser Photonics*

- Rev. **17**, 2200574 (2023).
- [60] W. Gou, T. Chen, D. Xie, T. Xiao, T. S. Deng, B. Gadway, W. Yi, and B. Yan, Tunable Nonreciprocal Quantum Transport through a Dissipative Aharonov-Bohm Ring in Ultracold Atoms, *Phys. Rev. Lett.* **124**, 070402 (2020).
- [61] A. Metelmann and A. A. Clerk, Nonreciprocal Photon Transmission and Amplification via Reservoir Engineering, *Phys. Rev. X* **5**, 021025 (2015).
- [62] Z. H. Hao, Y. P. Yao, K. An, X. L. Li, C. Zhang, and G. Z. Chai, Continuously controllable dissipative and coherent couplings by the interaction between anti-resonance and multiple magnons, arXiv: 2501.13140 (2025).
- [63] Hongchao Li, Cheng Shang, Tomotaka Kuwahara, and Tan Van Vu, Macroscopic Particle Transport in Dissipative Long-Range Bosonic Systems, arXiv: 2503.13731 (2025).
- [64] Z. X. Liu, Dissipative coupling induced UWB magnonic frequency comb generation, *Appl. Phys. Lett.* **124**, 032403 (2024).
- [65] J. T. Hou, C. T. Chou, J. Han, Y. Fan, and L. Liu, Electrical manipulation of dissipation in microwave photon-magnon hybrid system through the spin Hall effect, *Appl. Phys. Lett.* **124**, 072401 (2024).
- [66] C. H. Yu, Y. Yang, J. W. Rao, P. Hyde, Y. P. Wang, B. Zhang, Y. S. Gui, and C. M. Hu, Spin number dependent dissipative coupling strength, *AIP Adv.* **9**, 115012 (2019).
- [67] C. Y. Lu, M. Kim, Y. Yang, Y. S. Gui, and C. M. Hu, Synchronization of dissipatively coupled oscillators, *J. Appl. Phys.* **134**, 221101 (2023).
- [68] X. Li, W. X. Yang, T. Shui, L. Li, X. Wang, and Z. Wu, Phase control of the transmission in cavity magnomechanical system with magnon driving, *J. Appl. Phys.* **128**, 233101 (2020).
- [69] T. T. Dong, N. Wang, S. Y. Li, A. D. Zhu, D. W. Zhang, Enhanced Entanglement and Quantum Steering Induced by a Common Reservoir in Cavity Magnomechanics, *Adv. Quantum Technol.* **6**, 2300212 (2023).
- [70] M. W. Hu, W. Yu, and Y. P. Wang, Auxiliary Mode Mediated Coherent and Complex Couplings in a Cavity Magnonic System, *Ann. Phys.* **534**, 2100534 (2022).
- [71] Z. Q. Liu, Y. Liu, L. Tan, and W. M. Liu, Reservoir engineering strong magnomechanical entanglement via dual-mode cooling, *Ann. Phys.* **535**, 2200660 (2023).
- [72] Z. H. Peng, C. X. Jia, Y. Q. Zhang, J. B. Yuan, and L. M. Kuang, Level attraction and PT symmetry in indirectly coupled microresonators, *Phys. Rev. A* **102**, 043527 (2020).
- [73] G. Q. Zhang, W. Feng, W. Xiong, Q. P. Su, and C. P. Yang, Generation of long-lived W states via reservoir engineering in dissipatively coupled systems, *Phys. Rev. A* **107**, 012410 (2023).
- [74] Q. Hong, W. X. Wu, Y. P. Peng, J. Qian, C. M. Hu, and Y. P. Wang, Synchronization and asynchronization in non-Hermitian systems, *Phys. Rev. A* **110**, 052201 (2024).
- [75] J. W. Rao, Y. T. Zhao, Y. S. Gui, X. L. Fan, D. S. Xue, and C. M. Hu, Controlling Microwaves in Non-Hermitian Metamaterials, *Phys. Rev. Appl.* **15**, L021003 (2021).
- [76] C. S. Zhao, Z. Yang, R. Peng, J. Yang, C. Li, and L. Zhou, Dissipative-Coupling-Induced Transparency and High-Order Sidebands with Kerr Nonlinearity in a Cavity-Magnonics System, *Phys. Rev. Appl.* **18**, 044074 (2022).
- [77] J. W. Rao, Y. P. Wang, Y. Yang, T. Yu, Y. S. Gui, X. L. Fan, D. S. Xue, and C. M. Hu, Interactions between a magnon mode and a cavity photon mode mediated by traveling photons, *Phys. Rev. B* **101**, 064404 (2020).
- [78] J. M. P. Nair, D. Mukhopadhyay, and G. S. Agarwal, Ultralow threshold bistability and generation of long-lived mode in a dissipatively coupled nonlinear system: Application to magnonics, *Phys. Rev. B* **103**, 224401 (2021).
- [79] Y. Yang, Y. Xiao, and C. M. Hu, Theory of Floquet-driven dissipative cavity magnonics, *Phys. Rev. B* **107**, 054413 (2023).
- [80] J. W. Rao, P. C. Xu, Y. S. Gui, Y. P. Wang, Y. Yang, Bimu Yao, J. Dietrich, G. E. Bridges, X. L. Fan, D. S. Xue, and C. M. Hu, Interferometric control of magnon-induced nearly perfect absorption in cavity magnonics, *Nat. Commun.* **12**, 1933 (2021).
- [81] K. Fang, J. Luo, A. Metelmann, M. H. Matheny, F. Marquardt, A. A. Clerk, and O. Painter, Generalized non-reciprocity in an optomechanical circuit via synthetic magnetism and reservoir engineering, *Nat. Phys.* **13**, 465 (2017).
- [82] J. Goulon, A. Rogalev, C. Goulon-Ginet, G. Benayoun, L. Paolasini, C. Brouder, C. Malgrange, and P. A. Metcalf, First Observation of Nonreciprocal X-Ray Gyrotropy, *Phys. Rev. Lett.* **85**, 4385 (2000).
- [83] Cheng Shang, H. Z. Shen, and X. X. Yi, Nonreciprocity in a strongly coupled three-mode optomechanical circulatory system, *Optics Express* **27**, 25882 (2019).
- [84] A. Munir, M. Abbas, C. F. Wang, Nonreciprocal cavity magnonics system for amplification of photonic spin Hall effect, *Chaos Soliton. Fract.* **192**, 116019 (2025).
- [85] Y. Ming and R. C. Yang, Nonreciprocal transmission, reflection, and absorption in non-Hermitian cavity magnonics, *Results Phys.* **64**, 107915 (2024).
- [86] Cheng Shang, Coupling enhancement and symmetrization of single-photon optomechanics in open quantum systems, arXiv: 2302.04897 (2023).
- [87] S. A. Biehs and G. S. Agarwal, Enhancement of synthetic magnetic field induced nonreciprocity via bound states in the continuum in dissipatively coupled systems, *Phys. Rev. B* **108**, 035423 (2023).
- [88] Z. Chen, J. Rao, K. X. Zhao, F. Yang, C. X. Wang, B. Yao, and W. Lu, Manipulating the nonreciprocal microwave transmission by using a pump-induced magnon mode, *Appl. Phys. Lett.* **125**, 042403 (2024).
- [89] M. Kim, A. Tabesh, T. Zegray, S. Barzanjeh, and C. M. Hu, Nonreciprocity in cavity magnonics at millikelvin temperature, *J. Appl. Phys.* **135**, 063904 (2024).
- [90] T. Z. Luan, Cheng Shang, H. Yi, J. L. Li, Yan-Hui Zhou, Shuang Xu, and H. Z. Shen, Nonreciprocal quantum router with non-Markovian environments, arXiv: 2503.18647 (2025).
- [91] Y. Shi, C. Zhang, C. Jiang, C. K. Ong, and G. Chai, Mirror symmetric nonreciprocity and circular transmission in cavity magnonics, *Appl. Phys. Lett.* **119**, 132403 (2021).
- [92] J. Qian, J. W. Rao, Y. S. Gui, Y. P. Wang, Z. H. An, and C. M. Hu, Manipulation of the zero-damping conditions and unidirectional invisibility in cavity magnonics, *Appl. Phys. Lett.* **116**, 192401 (2020).
- [93] T. T. Dong, N. Wang, Z. X. Su, N. Yuan, S. Y. Li, L. Yu, and A. D. Zhu, Enhancement and manipulation of nonreciprocity via dissipative coupling, *Optics Express*, **32**, 25726 (2024).
- [94] Y. T. Zhao, J. W. Rao, Y. S. Gui, Y. P. Wang, and C. M. Hu, Broadband nonreciprocity realized by locally controlling the magnon's radiation, *Phys. Rev. Appl.* **14**, 014035 (2020).
- [95] Y. Han, C. Meng, H. Pan, J. Qian, Z. Rao, L. Zhu, Y. Gui, C. M. Hu, and Z. An, Bound chiral magnonic polariton states for ideal microwave isolation, *Sci. Adv.* **9**, 4730 (2023).
- [96] Y. M. Ren, X. F. Pan, X. Y. Yao, X. W. Huo, J. C. Zheng, X. L. Hei, Y. F. Qiao, and P. B. Li, Nonreciprocal interaction and entanglement between two superconducting qubits, arXiv:2411.06775.

- [97] R. G. Lü, H. P. Zhan, D. Y. Kong, and F. Wang, Dissipation-induced nonreciprocal magnon entanglement and one-way steering in waveguide electromagnonics, *Opt. Lett.* **49**, 7032 (2024).
- [98] L. J. Cong, Y. X. Luo, Z. P. Cheng, R. B. Du, H. Y. Liu, R. C. Yang, and Y. Ming, Chirally-symmetric-like unconventional magnon blockade in a dissipative cavity-magnon system, *Results Phys.* **66** 108023 (2024).
- [99] Y. W. Lu, J. F. Liu, R. Li, Y. Wu, H. Tan, and Y. Li, Single-photon blockade in quasichiral atom-photon interaction: simultaneous high purity and high efficiency, *New J. Phys.* **24**, 053029 (2022).
- [100] X. Deng, K. K. Zhang, T. Shui, X. T. Xie, and W. X. Yang, Unconventional magnon blockade in a dissipative photon-magnon coupling system, *Results Phys.* **66** 108018 (2024).
- [101] Y. C. Ye, Q. C. Li, T. L. Yang, and Y. J. Xu, Phase-controlled quantum entanglement and one-way steering in cavity magnonic system, *Optics Express* **32**, 36907 (2024).
- [102] J. Yang, C. Zhao, D. W. Wang, R. Peng, and L. Zhou, Dissipative-coupling-induced steady-state entanglement and one-way steering in a cavity-magnonics system, *Phys. Rev. Appl.* **21**, 044056 (2024).
- [103] S. Y. Guan, H. F. Wang, and X. X. Yi, Cooperative-effect induced one-way steering in open cavity magnonics, *npj Quantum Inf.* **8**, 102 (2022).
- [104] Y. Shi, Z. Yu, and S. Fan, Limitations of nonlinear optical isolators due to dynamic reciprocity, *Nat. Photonics* **9**, 388 (2015).
- [105] H. P. Breuer and F. Petruccione, *The Theory of Open Quantum Systems* (Oxford University Press, Oxford, UK, 2002).
- [106] U. Weiss, *Quantum Dissipative Systems*, 4th ed. (World Scientific, Singapore, 2012).
- [107] F. Caruso, V. Giovannetti, C. Lupo, and S. Mancini, Quantum channels and memory effects, *Rev. Mod. Phys.* **86**, 1203 (2014).
- [108] Cheng Shang and Hongchao Li, Resonance-dominant optomechanical entanglement in open quantum systems, *Phys. Rev. Applied* **21**, 044048 (2024).
- [109] C. W. Gardiner and P. Zoller, *Quantum Noise* (Springer Verlag, Berlin, 2000).
- [110] J. G. Li, J. Zou, and B. Shao, Non-Markovianity of the damped Jaynes-Cummings model with detuning, *Phys. Rev. A* **81**, 062124 (2010).
- [111] Zhi-Guang Lu, Cheng Shang, Ying Wu, and Xin-You Lü, Analytical approach to higher-order correlation functions in U(1) symmetric systems, *Phys. Rev. A* **108**, 053703 (2023).
- [112] R. Lo Franco, B. Bellomo, S. Maniscalco, and G. Compagno, Dynamics of quantum correlations in two-qubit systems within non-Markovian environments, *Int. J. Mod. Phys. B* **27**, 1345053 (2013).
- [113] H. P. Breuer, D. Burgarth, and F. Petruccione, Non-Markovian dynamics in a spin star system: Exact solution and approximation techniques, *Phys. Rev. B* **70**, 045323 (2004).
- [114] S. B. Xue, R. B. Wu, W. M. Zhang, J. Zhang, C. W. Li, and T. J. Tarn, Decoherence suppression via non-Markovian coherent feedback control, *Phys. Rev. A* **86**, 052304 (2012).
- [115] V. Link, K. Müller, R. G. Lena, K. Luoma, F. Damanet, W. T. Strunz, and A. J. Daley, Non-Markovian Quantum Dynamics in Strongly Coupled Multimode Cavities Conditioned on Continuous Measurement, *PRX Quantum* **3**, 020348 (2022).
- [116] A. Burgess and M. Florescu, Non-Markovian dynamics of a single excitation within many-body dissipative systems, *Phys. Rev. A* **105**, 062207 (2022); U. Hoeppe, C. Wolff, J. Küchenmeister, J. Niegemann, M. Drescher, H. Benner, and K. Busch, Direct Observation of Non-Markovian Radiation Dynamics in 3D Bulk Photonic Crystals, *Phys. Rev. Lett.* **108**, 043603 (2012).
- [117] J. I. Costa-Filho, R. B. B. Lima, R. R. Paiva, P. M. Soares, W. A. M. Morgado, R. Lo Franco, and D. O. Soares-Pinto, Enabling quantum non-Markovian dynamics by injection of classical colored noise, *Phys. Rev. A* **95**, 052126 (2017).
- [118] K. W. Chang and C. K. Law, Non-Markovian master equation for a damped oscillator with time-varying parameters, *Phys. Rev. A* **81**, 052105 (2010).
- [119] S. Longhi, Non-Markovian decay and lasing condition in an optical microcavity coupled to a structured reservoir, *Phys. Rev. A* **74**, 063826 (2006).
- [120] H. T. Tan and W. M. Zhang, Non-Markovian dynamics of an open quantum system with initial system-reservoir correlations: A nanocavity coupled to a coupled-resonator optical waveguide, *Phys. Rev. A* **83**, 032102 (2011).
- [121] Zhi-Guang Lu, Guoqing Tian, Xin-You Lü, and Cheng Shang, Topological quantum batteries, *arXiv*: 2405.03675 (2024).
- [122] M. Y. Zheng, Q. Yao, B. Wang, X. P. Xie, Q. Zhang, and J. W. Pan, Integrated Multichannel Lithium Niobate Waveguides for Quantum Frequency Conversion, *Phys. Rev. Applied* **14**, 034035 (2020).
- [123] I. de Vega and D. Alonso, Dynamics of non-Markovian open quantum systems, *Rev. Mod. Phys.* **89**, 015001 (2017).
- [124] B. H. Liu, L. Li, Y. F. Huang, C. F. Li, G. C. Guo, E. M. Laine, H. P. Breuer, and J. Piilo, Experimental control of the transition from Markovian to non-Markovian dynamics of open quantum systems, *Nat. Phys.* **7**, 931 (2011).
- [125] S. J. Xiong, Q. W. Hu, Z. Sun, L. Yu, Q. P. Su, J. M. Liu, and C. P. Yang, Non-Markovianity in experimentally simulated quantum channels: Role of counterrotating-wave terms, *Phys. Rev. A* **100**, 032101 (2019).
- [126] S. Cialdi, C. Benedetti, D. Tamascelli, S. Olivares, M. G. A. Paris, and B. Vacchini, Experimental investigation of the effect of classical noise on quantum non-Markovian dynamics, *Phys. Rev. A* **100**, 052104 (2019).
- [127] W. Z. Zhang, J. Cheng, W. D. Li, and L. Zhou, Optomechanical cooling in the non-Markovian regime, *Phys. Rev. A* **93**, 063853 (2016).
- [128] D. Khurana, B. K. Agarwalla, and T. S. Mahesh, Experimental emulation of quantum non-Markovian dynamics and coherence protection in the presence of information backflow, *Phys. Rev. A* **99**, 022107 (2019).
- [129] K. H. Madsen, S. Ates, T. Lund-Hansen, A. Löffler, S. Reitzenstein, A. Forchel, and P. Lodahl, Observation of Non-Markovian Dynamics of a Single Quantum Dot in a Micropillar Cavity, *Phys. Rev. Lett.* **106**, 233601 (2011).
- [130] Y. Guo, P. Taranto, B. H. Liu, X. M. Hu, Y. F. Huang, C. F. Li, and G. C. Guo, Experimental Demonstration of Instrument-Specific Quantum Memory Effects and Non-Markovian Process Recovery for Common-Cause Processes, *Phys. Rev. Lett.* **126**, 230401 (2021).
- [131] B. W. Li, Q. X. Mei, Y. K. Wu, M. L. Cai, Y. Wang, L. Yao, Z. C. Zhou, and L. M. Duan, Observation of Non-Markovian Spin Dynamics in a Jaynes-Cummings-Hubbard Model Using a Trapped-Ion Quantum Simulator, *Phys. Rev. Lett.* **129**, 140501 (2022); J. S. Xu, C. F. Li, C. J. Zhang, X. Y. Xu, Y. S. Zhang, and G. C. Guo, Experimental investigation of the non-Markovian dynamics of classical and quantum correlations, *Phys. Rev. A* **82**, 042328 (2010); J. S. Tang, C. F. Li, Y. L. Li, X. B. Zou, G. C. Guo, H. P. Breuer, E. M. Laine, and J. Piilo, Measuring non-Markovianity of processes with controllable system-environment interaction, *Europhys. Lett.* **97**,

- 10002 (2012).
- [132] S. A. Uriri, F. Wudarski, I. Sinayskiy, F. Petruccione, and M. S. Tame, Experimental investigation of Markovian and non-Markovian channel addition, *Phys. Rev. A* **101**, 052107 (2020).
 - [133] M. H. Anderson, G. Vemuri, J. Cooper, P. Zoller, and S. J. Smith, Experimental study of absorption and gain by two-level atoms in a time-delayed non-Markovian optical field, *Phys. Rev. A* **47**, 3202 (1993).
 - [134] Z. D. Liu, Y. N. Sun, B. H. Liu, C. F. Li, G. C. Guo, S. H. Raja, H. Lyyra, and J. Piilo, Experimental realization of high fidelity teleportation via a non-Markovian open quantum system, *Phys. Rev. A* **102**, 062208 (2020).
 - [135] F. F. Fanchini, G. Karpat, B. Çakmak, L. K. Castelano, G. H. Aguilar, O. Jiménez Farías, S. P. Walborn, P. H. Souto Ribeiro, and M. C. de Oliveira, Non-Markovianity through Accessible Information, *Phys. Rev. Lett.* **112**, 210402 (2014).
 - [136] S. Haseli, G. Karpat, S. Salimi, A. S. Khorashad, F. F. Fanchini, B. Çakmak, G. H. Aguilar, S. P. Walborn, and P. H. Souto Ribeiro, Non-Markovianity through flow of information between a system and an environment, *Phys. Rev. A* **90**, 052118 (2014).
 - [137] K. Goswami, C. Giarmatzi, C. Monterola, S. Shrapnel, J. Romero, and F. Costa, Experimental characterization of a non-Markovian quantum process, *Phys. Rev. A* **104**, 022432 (2021).
 - [138] M. Debiussac, M. L. Rosinberg, E. Lutz, and N. Kiesel, Non-Markovian Feedback Control and Acausality: An Experimental Study, *Phys. Rev. Lett.* **128**, 200601 (2022).
 - [139] H. P. Breuer, E. M. Laine, J. Piilo, and B. Vacchini, Colloquium: Non-Markovian dynamics in open quantum systems, *Rev. Mod. Phys.* **88**, 021002 (2016).
 - [140] H. P. Breuer, E. M. Laine, and J. Piilo, Measure for the Degree of Non-Markovian Behavior of Quantum Processes in Open Systems, *Phys. Rev. Lett.* **103**, 210401 (2009); E. M. Laine, J. Piilo, and H. P. Breuer, Measure for the non-Markovianity of quantum processes, *Phys. Rev. A* **81**, 062115 (2010); C. Addis, B. Bylicka, D. Chruściński, and S. Maniscalco, Comparative study of non-Markovianity measures in exactly solvable one- and two-qubit models, *Phys. Rev. A* **90**, 052103 (2014).
 - [141] S. Wißmann, A. Karlsson, E. M. Laine, J. Piilo, and H. P. Breuer, Optimal state pairs for non-Markovian quantum dynamics, *Phys. Rev. A* **86**, 062108 (2012).
 - [142] H. Z. Shen, Cheng Shang, Yan-Hui Zhou, and X. X. Yi, Emergent Non-Markovian Gain in Open Quantum Systems, *arXiv: 2503.21739* (2025).
 - [143] S. Wißmann, H. P. Breuer, and B. Vacchini, Generalized trace-distance measure connecting quantum and classical non-Markovianity, *Phys. Rev. A* **92**, 042108 (2015).
 - [144] L. Xin, S. Xu, X. X. Yi, and H. Z. Shen, Tunable non Markovian dynamics with a three-level atom mediated by the classical laser in a semi-infinite photonic waveguide, *Phys. Rev. A* **105**, 053706 (2022).
 - [145] S. Lorenzo, F. Plastina, and M. Paternostro, Geometrical characterization of non-Markovianity, *Phys. Rev. A* **88**, 020102(R) (2013).
 - [146] Á. Rivas, S. F. Huelga, and M. B. Plenio, Entanglement and Non-Markovianity of Quantum Evolutions, *Phys. Rev. Lett.* **105**, 050403 (2010).
 - [147] S. L. Luo, S. S. Fu, and H. T. Song, Quantifying non Markovianity via correlations, *Phys. Rev. A* **86**, 044101 (2012).
 - [148] M. M. Wolf, J. Eisert, T. S. Cubitt, and J. I. Cirac, Assessing Non-Markovian Quantum Dynamics, *Phys. Rev. Lett.* **101**, 150402 (2008).
 - [149] X. M. Lu, X. G. Wang, and C. P. Sun, Quantum Fisher information flow and non-Markovian processes of open systems, *Phys. Rev. A* **82**, 042103 (2010).
 - [150] D. Chruściński and S. Maniscalco, Degree of Non-Markovianity of Quantum Evolution, *Phys. Rev. Lett.* **112**, 120404 (2014).
 - [151] S. C. Hou, X. X. Yi, S. X. Yu, and C. H. Oh, Alternative non-Markovianity measure by divisibility of dynamical maps, *Phys. Rev. A* **83**, 062115 (2011).
 - [152] S. C. Hou, X. X. Yi, S. X. Yu, and C. H. Oh, Singularity of dynamical maps, *Phys. Rev. A* **86**, 012101 (2012).
 - [153] C. M. Bender and S. Boettcher, Real Spectra in Non-Hermitian Hamiltonians Having \mathcal{PT} Symmetry, *Phys. Rev. Lett.* **80**, 5243 (1998).
 - [154] A. Mostafazadeh, Pseudo-Hermiticity versus PT symmetry: The necessary condition for the reality of the spectrum of a non-Hermitian Hamiltonian, *J. Math. Phys.* **43**, 205 (2002).
 - [155] A. Mostafazadeh, Pseudo-Hermiticity versus PT-symmetry. II. A complete characterization of non-Hermitian Hamiltonians with a real spectrum, *J. Math. Phys.* **43**, 2814 (2002).
 - [156] A. Mostafazadeh, Pseudo-Hermiticity versus PT-symmetry III: Equivalence of pseudo-Hermiticity and the presence of antilinear symmetries, *J. Math. Phys.* **43**, 3944 (2002).
 - [157] C. M. Bender, Introduction to PT-symmetric quantum theory, *Contemp. Phys.* **46**, 277 (2005).
 - [158] C. M. Bender, Making sense of non-Hermitian Hamiltonians, *Rep. Prog. Phys.* **70**, 947 (2007).
 - [159] V. L. Grigoryan and K. Xia, Torque-induced dispersive readout in a weakly coupled hybrid system, *Phys. Rev. B* **102**, 064426 (2020).
 - [160] V. V. Konotop, J. Yang, and D. A. Zezyulin, Nonlinear waves in \mathcal{PT} -symmetric systems, *Rev. Mod. Phys.* **88**, 035002 (2016).
 - [161] V. L. Grigoryan, K. Shen, and K. Xia, Synchronized spin-photon coupling in a microwave cavity, *Phys. Rev. B* **98**, 024406 (2018).
 - [162] V. L. Grigoryan and K. Xia, Thermally induced monochromatic microwave generation in magnon polaritons, *Phys. Rev. B* **99**, 224408 (2019).
 - [163] W. D. Heiss, The physics of exceptional points, *J. Phys. A* **45**, 444016 (2012).
 - [164] T. X. Lu, H. L. Zhang, Q. Zhang, and H. Jing, Exceptional-point-engineered cavity magnomechanics, *Phys. Rev. A* **103**, 063708 (2021).
 - [165] Z. Lin, A. Pick, M. Lončar, and A. W. Rodriguez, Enhanced Spontaneous Emission at Third-order Dirac Exceptional Points in Inverse-Designed Photonic Crystals, *Phys. Rev. Lett.* **117**, 107402 (2016).
 - [166] X. Y. Lü, H. Jing, J. Y. Ma, and Y. Wu, \mathcal{PT} -Symmetry-Breaking Chaos in Optomechanics, *Phys. Rev. Lett.* **114**, 253601 (2015).
 - [167] L. Feng, Y. L. Xu, W. S. Fegadolli, M. H. Lu, J. E. B. Oliveira, V. R. Almeida, Y. F. Chen, and A. Scherer, Experimental demonstration of a unidirectional reflectionless parity-time metamaterial at optical frequencies, *Nat. Mater.* **12**, 108 (2013).
 - [168] Z. Lin, H. Ramezani, T. Eichelkraut, T. Kottos, H. Cao, and D. N. Christodoulides, Unidirectional Invisibility Induced by \mathcal{PT} -Symmetric Periodic Structures, *Phys. Rev. Lett.* **106**, 213901 (2011).
 - [169] L. Feng, Z. J. Wong, R. M. Ma, Y. Wang, and X. Zhang, Single-mode laser by parity-time symmetry breaking, *Science* **346**, 972 (2014).

- [170] H. Hodaie, M. A. Miri, M. Heinrich, D. N. Christodoulides, and M. Khajavikhan, Parity-time-symmetric microring lasers, *Science* **346**, 975 (2014).
- [171] M. Liertzer, L. Ge, A. Cerjan, A. D. Stone, H. E. Türeci, and S. Rotter, Pump-Induced Exceptional Points in Lasers, *Phys. Rev. Lett.* **108**, 173901 (2012).
- [172] Z. P. Liu, J. Zhang, Ş. K. Özdemir, B. Peng, H. Jing, X. Y. Lü, C. W. Li, L. Yang, F. Nori, and Y. X. Liu, Metrology with \mathcal{PT} -Symmetric Cavities: Enhanced Sensitivity near the \mathcal{PT} -Phase Transition, *Phys. Rev. Lett.* **117**, 110802 (2016).
- [173] J. H. Li, R. Yu, and Y. Wu, Proposal for enhanced photon blockade in parity-time-symmetric coupled microcavities, *Phys. Rev. A* **92**, 053837 (2015).
- [174] J. Wiersig, Enhancing the Sensitivity of Frequency and Energy Splitting Detection by Using Exceptional Points: Application to Microcavity Sensors for Single-Particle Detection, *Phys. Rev. Lett.* **112**, 203901 (2014).
- [175] Ş. K. Özdemir, S. Rotter, F. Nori, and L. Yang, Parity-time symmetry and exceptional points in photonics, *Nat. Mater.* **18**, 783 (2019).
- [176] L. Ge and H. E. Türeci, Antisymmetric \mathcal{PT} -photonic structures with balanced positive- and negative-index materials, *Phys. Rev. A* **88**, 053810 (2013).
- [177] P. Peng, W. Cao, C. Shen, W. Qu, J. Wen, L. Jiang, and Y. Xiao, Anti-parity-time symmetry with flying atoms, *Nat. Phys.* **12**, 1139 (2016).
- [178] F. F. Huang, L. Chen, L. W. Huang, J. H. Huang, G. S. Liu, Y. F. Chen, Y. H. Luo, and Z. Chen, Tunable anti-parity-time-symmetric chaos in optomechanics, *Phys. Rev. A* **104**, L031503 (2021).
- [179] Y. Yang, Yi Pu Wang, J. W. Rao, Y. S. Gui, B. M. Yao, W. Lu, and C. M. Hu, Unconventional Singularity in Anti-Parity-Time Symmetric Cavity Magnonics, *Phys. Rev. Lett.* **125**, 147202 (2020).
- [180] X. W. Luo, C. W. Zhang, and S. W. Du, Quantum Squeezing and Sensing with Pseudo-Anti-Parity-Time Symmetry, *Phys. Rev. Lett.* **128**, 173602 (2022).
- [181] H. X. Qi, X. Y. Hu, X. Y. Wang, and Q. H. Gong, Encircling an exceptional point in a multiwaveguide anti-parity-time-symmetry system, *Phys. Rev. A* **103**, 063520 (2021).
- [182] T. Hu, Q. Wei, X. F. Zhu, J. Yao, and D. J. Wu, Acoustic anti-parity-time symmetric structure enabling equivalent lasing and coherent perfect absorption, *Phys. Rev. B* **104**, 134110 (2021).
- [183] L. Y. Ding, K. Y. Shi, Y. X. Wang, Q. X. Zhang, C. H. Zhu, L. D. Zhang, J. Q. Yi, S. Zhang, X. Zhang, and W. Zhang, Information retrieval and eigenstate coalescence in a non-Hermitian quantum system with anti- \mathcal{PT} symmetry, *Phys. Rev. A* **105**, L010204 (2022).
- [184] J. Wang, D. Mukhopadhyay, and G. S. Agarwal, Quantum Fisher information perspective on sensing in anti-PT symmetric systems, *Phys. Rev. Res.* **4**, 013131 (2022).
- [185] F. X. Zhang, Y. M. Feng, X. F. Chen, L. Ge, and W. J. Wan, Synthetic Anti-PT Symmetry in a Single Microcavity, *Phys. Rev. Lett.* **124**, 053901 (2020).
- [186] M. Y. Yang, Q. Zhong, Z. L. Ye, Ş. Özdemir, M. Farhat, R. E. Ganainy, and P. Y. Chen, Experimental observation of coherent-perfect-absorber and laser points in anti-PT symmetry, *Phys. Rev. A* **110**, 033504 (2024).
- [187] Y. L. Fang, J. L. Zhao, D. X. Chen, Y. H. Zhou, Y. Zhang, Q. C. Wu, C. P. Yang, and F. Nori, Entanglement dynamics in anti- \mathcal{PT} -symmetric systems, *Phys. Rev. Res.* **4**, 033022 (2022).
- [188] M. Y. Peng, H. L. Zhang, Q. Zhang, T. X. Lu, I. Mirza, and H. Jing, Nonreciprocal slow or fast light in anti- \mathcal{PT} -symmetric optomechanics, *Phys. Rev. A* **107**, 033507 (2023).
- [189] F. Yang, Y. C. Liu, and L. You, Anti- \mathcal{PT} symmetry in dissipatively coupled optical systems, *Phys. Rev. A* **96**, 053845 (2017).
- [190] H. S. Xu and L. Jin, Coupling-induced nonunitary and unitary scattering in anti- \mathcal{PT} -symmetric non-Hermitian systems, *Phys. Rev. A* **104**, 012218 (2021).
- [191] D. Mukhopadhyay, J. M. P. Nair, and G. S. Agarwal, Anti- \mathcal{PT} symmetry enhanced interconversion between microwave and optical fields, *Phys. Rev. B* **105**, 064405 (2022).
- [192] Bo-Wang Zhang, Cheng Shang, J. Y. Sun, Zhuo-Cheng Gu, and X. X. Yi, Manipulating spectral transitions and photonic transmission in a non-Hermitian optical system through nanoparticle perturbations, arXiv: 2411.14862 (2024).
- [193] J. M. P. Nair, D. Mukhopadhyay, and G. S. Agarwal, Enhanced sensing of weak anharmonicities through coherences in dissipatively coupled anti-PT symmetric systems, *Phys. Rev. Lett.* **126**, 180401 (2021).
- [194] S. Park, D. Lee, K. Park, H. Shin, Y. Choi, and J. W. Yoon, Optical Energy-Difference Conservation in a Synthetic Anti-PT-Symmetric System, *Phys. Rev. Lett.* **127**, 083601 (2021).
- [195] Y. Choi, C. Hahn, J. W. Yoon, and S. H. Song, Observation of an anti-PT-symmetric exceptional point and energy-difference conserving dynamics in electrical circuit resonators, *Nat. Commun.* **9**, 2182 (2018).
- [196] Z. Feng and X. Sun, Harnessing Dynamical Encircling of an Exceptional Point in Anti- \mathcal{PT} -Symmetric Integrated Photonic Systems, *Phys. Rev. Lett.* **129**, 273601 (2022).
- [197] Y. Yang, X. Xie, Y. Li, Z. Zhang, Y. Peng, C. Wang, E. Li, Y. Li, H. Chen, and F. Gao, Radiative anti-parity-time plasmonics, *Nat. Commun.* **13**, 7678 (2022).
- [198] Y. Jiang, Y. Mei, Y. Zuo, Y. Zhai, J. Li, J. Wen, and S. Du, Anti-Parity-Time Symmetric Optical Four-Wave Mixing in Cold Atoms, *Phys. Rev. Lett.* **123**, 193604 (2019).
- [199] W. Cao, X. Lu, X. Meng, J. Sun, H. Shen, and Y. Xiao, Reservoir-Mediated Quantum Correlations in Non-Hermitian Optical System, *Phys. Rev. Lett.* **124**, 030401 (2020).
- [200] Y. He, J. Wu, Y. Hu, J. X. Zhang, and S. Y. Zhu, Unidirectional reflectionless anti-parity-time-symmetric photonic lattices of thermal atoms, *Phys. Rev. A* **105**, 043712 (2022).
- [201] A. Stegmaier, S. Imhof, T. Helbig, T. Hofmann, C. H. Lee, M. Kremer, A. Fritzsche, T. Feichtner, S. Klembt, S. Höfling, I. Boettcher, I. C. Fulga, L. Ma, O. G. Schmidt, M. Greiter, T. Kiessling, A. Szameit, and R. Thomale, Topological Defect Engineering and \mathcal{PT} Symmetry in Non-Hermitian Electrical Circuits, *Phys. Rev. Lett.* **126**, 215302 (2021).
- [202] J. Zhao, Y. Liu, L. Wu, C. K. Duan, Y. X. Liu, and J. Du, Observation of Anti- \mathcal{PT} -Symmetry Phase Transition in the Magnon-Cavity-Magnon Coupled System, *Phys. Rev. Applied.* **13**, 014053 (2020).
- [203] F. Wang, X. Niu, X. Hu, T. Gu, X. Wang, J. Yang, H. Yang, Y. Ao, S. Wang, and Q. Gong, All-Optical Mode-Selective Router Based on Broken Anti- \mathcal{PT} Symmetry, *Phys. Rev. Applied.* **14**, 044050 (2020).
- [204] X. L. Zhang, T. Jiang, and C. T. Chan, Dynamically encircling an exceptional point in anti-parity-time symmetric systems: Asymmetric mode switching for symmetry-broken modes, *Light: Sci. Appl.* **8**, 88 (2019).
- [205] H. Fan, J. Chen, Z. Zhao, J. Wen, and Y. P. Huang, Antiparity-Time Symmetry in Passive Nanophotonics, *ACS Photonics* **7**, 3035 (2020).
- [206] A. Bergman, R. Duggan, K. Sharma, M. Tur, A. Zadok, and A. Alù, Observation of anti-parity-time-symmetry, phase transitions and exceptional points in an optical fibre, *Nat. Commun.* **12**, 486 (2021).

- [207] Y. Li, Y. G. Peng, L. Han, M. A. Miri, W. Li, M. Xiao, X. F. Zhu, J. Zhao, A. Alù, S. Fan, and C. W. Qiu, Anti-parity-time symmetry in diffusive systems, *Science* **364**, 170 (2019).
- [208] P. Cao, Y. Li, Y. Peng, C. Qiu, and X. Zhu, High-Order Exceptional Points in Diffusive Systems: Robust APT Symmetry Against Perturbation and Phase Oscillation at APT Symmetry Breaking, *ES Energy Environ.* **7**, 48 (2020).
- [209] Q. Zhong, J. Ren, M. Khajavikhan, D. N. Christodoulides, Ş. K. Özdemir, and R. El-Ganainy, Sensing with Exceptional Surfaces in Order to Combine Sensitivity with Robustness, *Phys. Rev. Lett.* **122**, 153902 (2019).
- [210] G. Q. Qin, R. R. Xie, H. Zhang, Y. Q. Hu, M. Wang, G. Q. Li, H. Xu, F. Lei, D. Ruan, and G. L. Long, Experimental Realization of Sensitivity Enhancement and Suppression with Exceptional Surfaces, *Laser Photonics Rev.* **15**, 2000569 (2021).
- [211] W. Li, Y. Zhou, P. Han, X. Chang, S. Jiang, A. Huang, H. Zhang, and Z. Xiao, Exceptional-surface-enhanced rotation sensing with robustness in a whispering-gallery-mode microresonator, *Phys. Rev. A* **104**, 033505 (2021).
- [212] M. D. Carlo, F. D. Leonardis, R. A. Soref, and V. M. N. Passaro, Design of an Exceptional-Surface-Enhanced Silicon-On-Insulator Optical Accelerometer, *J. Lightwave Technol.* **39**, 5954 (2021).
- [213] M. D. Carlo, F. D. Leonardis, R. A. Soref, and V. M. N. Passaro, Design of a Trap-Assisted Exceptional-Surface-Enhanced Silicon-on-Insulator Particle Sensor, *J. Lightwave Technol.* **40**, 6021 (2022).
- [214] S. Jiang, J. C. Li, Z. L. Li, Z. G. Li, W. X. Li, X. Y. Huang, H. Zhang, G. F. Zhang, A. P. Huang, and Z. S. Xiao, Experimental realization of exceptional surfaces enhanced displacement sensing with robustness, *Appl. Phys. Lett.* **123**, 201106 (2023).
- [215] Q. Zhong, A. Hashemi, Ş. K. Özdemir, and R. El-Ganainy, Control of spontaneous emission dynamics in microcavities with chiral exceptional surfaces, *Phys. Rev. Research* **3**, 013220 (2021).
- [216] Q. Zhong, S. Nelson, Ş. K. Özdemir, and R. El-Ganainy, Controlling directional absorption with chiral exceptional surfaces, *Opt. Lett.* **44**, 5242 (2019).
- [217] S. Soleymani, Q. Zhong, M. Mokim, S. Rotter, R. El-Ganainy, and Ş. K. Özdemir, Chiral and degenerate perfect absorption on exceptional surfaces, *Nat. Commun.* **13**, 599 (2022).
- [218] W. Tang, K. Ding, and G. Ma, Realization and topological properties of third-order exceptional lines embedded in exceptional surfaces, *Nat. Commun.* **14**, 6660 (2023).
- [219] H. Jia, R. Y. Zhang, J. Hu, Y. Xiao, S. Zhang, Y. Zhu, and C. T. Chan, Topological classification for intersection singularities of exceptional surfaces in pseudo-Hermitian systems, *Commun. Phys.* **6**, 293 (2023).
- [220] M. Stålhammar and E. J. Bergholtz, Classification of exceptional nodal topologies protected by \mathcal{PT} symmetry, *Phys. Rev. B* **104**, L201104 (2021).
- [221] L. Chen, W. Wu, F. Huang, Y. Chen, G. S. Liu, Y. Luo, and Z. Chen, Chaotic dynamics on exceptional surfaces, *Phys. Rev. A* **105**, L031501 (2022).
- [222] Q. Zhong, S. K. Ozdemir, A. Eisfeld, A. Metelmann, and R. El-Ganainy, Exceptional Point-Based Optical Amplifiers, *Phys. Rev. Appl.* **13**, 014070 (2020).
- [223] G. E. Uhlenbeck and L. S. Ornstein, On the theory of the Brownian motion, *Phys. Rev.* **36**, 823 (1930).
- [224] D. T. Gillespie, Exact numerical simulation of the Ornstein Uhlenbeck process and its integral, *Phys. Rev. E* **54**, 2084 (1996).
- [225] J. Jing and T. Yu, Non-Markovian relaxation of a three-level system: Quantum trajectory approach, *Phys. Rev. Lett.* **105**, 240403 (2010).
- [226] S. M. Barnett and P. M. Radmore, *Methods in Theoretical Quantum Optics* (Oxford University Press, Oxford, 1997).
- [227] B. M. Garraway, Nonperturbative decay of an atomic system in a cavity, *Phys. Rev. A* **55**, 2290 (1997).
- [228] B. M. Garraway, Decay of an atom coupled strongly to a reservoir, *Phys. Rev. A* **55**, 4636 (1997).
- [229] Z. X. Man, N. B. An, and Y. J. Xia, Non-Markovianity of a two-level system transversally coupled to multiple bosonic reservoirs, *Phys. Rev. A* **90**, 062104 (2014).
- [230] Z. X. Man, N. B. An, and Y. J. Xia, Non-Markovian dynamics of a two-level system in the presence of hierarchical environments, *Opt. Express* **23**, 5763 (2015).
- [231] L. Mazzola, S. Maniscalco, J. Piilo, K. A. Suominen, and B. M. Garraway, Pseudomodes as an effective description of memory: Non-Markovian dynamics of two-state systems in structured reservoirs, *Phys. Rev. A* **80**, 012104 (2009).
- [232] G. Pleasance and B. M. Garraway, Application of quantum Darwinism to a structured environment, *Phys. Rev. A* **96**, 062105 (2017).
- [233] D. F. Walls and G. J. Milburn, *Quantum Optics* (Springer, Berlin, 1994).
- [234] M. O. Scully and M. S. Zubairy, *Quantum Optics* (Cambridge University Press, Cambridge, 1997).
- [235] C. Uchiyama, M. Aihara, M. Saeki, and S. Miyashita, Master equation approach to line shape in dissipative systems, *Phys. Rev. E* **80**, 021128 (2009).
- [236] M. Saeki, C. Uchiyama, T. Mori, and S. Miyashita, Comparison among various expressions of complex admittance for quantum systems in contact with a heat reservoir, *Phys. Rev. E* **81**, 031131 (2010).
- [237] H. Z. Shen, M. Qin, X. Q. Shao, and X. X. Yi, General response formula and application to topological insulator in quantum open system, *Phys. Rev. E* **92**, 052122 (2015).
- [238] M. J. Collett and C. W. Gardiner, Squeezing of intracavity and traveling-wave light fields produced in parametric amplification, *Phys. Rev. A* **30**, 1386 (1984).
- [239] C. W. Gardiner and M. J. Collett, Input and output in damped quantum systems: Quantum stochastic differential equations and the master equation, *Phys. Rev. A* **31**, 3761 (1985).
- [240] L. Diósi, Non-Markovian open quantum systems: Input-output fields, memory, and monitoring, *Phys. Rev. A* **85**, 034101 (2012).
- [241] H. Z. Shen, M. Qin, and X. X. Yi, Single-photon storing in coupled non-Markovian atom-cavity system, *Phys. Rev. A* **88**, 033835 (2013).
- [242] H. Z. Shen, Q. Wang, and X. X. Yi, Dispersive readout with non-Markovian environments, *Phys. Rev. A* **105**, 023707 (2022).
- [243] J. Zhang, Y. X. Liu, R. B. Wu, K. Jacobs, and F. Nori, Non-Markovian quantum input-output networks, *Phys. Rev. A* **87**, 032117 (2013).
- [244] H. Suzuki, E. Brown, and R. Sterling, Nonlinear dynamics of an optomechanical system with a coherent mechanical pump: Second-order sideband generation, *Phys. Rev. A* **92**, 033823 (2015).
- [245] A. A. Clerk, M. H. Devoret, S. M. Girvin, F. Marquardt, and R. J. Schoelkopf, Introduction to quantum noise, measurement, and amplification, *Rev. Mod. Phys.* **82**, 1155 (2010).
- [246] Y. H. Chen, Z. C. Shi, F. Nori, and Y. Xia, Error-Tolerant Amplification and Simulation of the Ultrastrong-Coupling Quantum Rabi Model, *Phys. Rev. Lett.* **133**, 033603 (2024).
- [247] K. X. Yan, Y. Qiu, Y. Xiao, Y. H. Chen, and Y. Xia, Gener-

- ating three-photon Rabi oscillations without a large-detuning condition, *Phys. Rev. A* **110**, 043711 (2024).
- [248] Y. H. Chen, Y. Qiu, A. Miranowicz, N. Lambert, W. Qin, R. Stassi, Y. Xia, S. B. Zheng, and F. Nori, Sudden change of the photon output field marks phase transitions in the quantum Rabi model, *Commun. Phys.* **7**, 5 (2024).
- [249] H. Z. Shen, D. X. Li, S. L. Su, Y. H. Zhou, and X. X. Yi, Exact non-Markovian dynamics of qubits coupled to two interacting environments, *Phys. Rev. A* **96**, 033805 (2017); H. Z. Shen, S. L. Su, Y. H. Zhou, and X. X. Yi, Non-Markovian quantum Brownian motion in one dimension in electric fields, *Phys. Rev. A* **97**, 042121 (2018).
- [250] Q. T. Xie, S. Cui, J. P. Cao, L. Amico, and H. Fan, Anisotropic Rabi model, *Phys. Rev. X* **4**, 021046 (2014).
- [251] X. Y. Chen, L. W. Duan, D. Braak, and Q. H. Chen, Multiple ground-state instabilities in the anisotropic quantum Rabi model, *Phys. Rev. A* **103**, 043708 (2021).
- [252] S. Nakajima, Perturbation theory in statistical mechanics, *Adv. Phys.* **4**, 363 (1955).
- [253] Q. Ai, Y. Li, H. Zheng, and C. P. Sun, Quantum anti-Zeno effect without rotating wave approximation, *Phys. Rev. A* **81**, 042116 (2010).
- [254] H. Zheng, Dynamics of a two-level system coupled to Ohmic bath: A perturbation approach, *Eur. Phys. J. B* **38**, 559 (2004).
- [255] M. W. Jack and J. J. Hope, Resonance fluorescence in a band-gap material: Direct numerical simulation of non-Markovian evolution, *Phys. Rev. A* **63**, 043803 (2001).