

---

# FLIP: TOWARDS COMPREHENSIVE AND RELIABLE EVALUATION OF FEDERATED PROMPT LEARNING

---

A PREPRINT

**Dongping Liao\***

State Key Lab of IoTSC,  
CIS Dept, University of Macau.  
yb97428@um.edu.mo

**Xitong Gao\***

Shenzhen Institutes of Advanced Technology,  
Chinese Academy of Sciences.  
Shenzhen University of Advanced Technology.  
xt.gao@siat.ac.cn

**Yabo Xu**

DataStory Information Technology Co., Ltd.  
arber@datastory.com.cn

**Chengzhong Xu**

State Key Lab of IoTSC,  
CIS Dept, University of Macau.  
czxu@um.edu.mo

## ABSTRACT

The increasing emphasis on privacy and data security has driven the adoption of federated learning, a decentralized approach to train machine learning models without sharing raw data. Prompt learning, which fine-tunes prompt embeddings of pretrained models, offers significant advantages in federated settings by reducing computational costs and communication overheads while leveraging the strong performance and generalization capabilities of vision-language models such as CLIP. This paper addresses the intersection of federated learning and prompt learning, particularly for vision-language models. In this work, we introduce a comprehensive framework, named FLIP, to evaluate federated prompt learning algorithms. FLIP assesses the performance of 8 state-of-the-art federated prompt learning methods across 4 federated learning protocols and 12 open datasets, considering 6 distinct evaluation scenarios. Our findings demonstrate that prompt learning maintains strong generalization performance in both in-distribution and out-of-distribution settings with minimal resource consumption. This work highlights the effectiveness of federated prompt learning in environments characterized by data scarcity, unseen classes, and cross-domain distributional shifts. We open-source the code for all implemented algorithms in FLIP to facilitate further research in this domain.<sup>2</sup>

## 1 Introduction

User awareness of privacy and data security and recent legislation such as the General Data Protection Regulation (GDPR) [40, 49, 53] have made it more difficult for companies to collect and store user data. This has led to the recent rise of federated learning [30, 35] as a promising approach to training machine learning models without the need to share the data itself. Despite the potential benefits of federated learning, it introduces large computational and communication overheads due to the need to synchronize models training and data heterogeneity across devices.

Leveraging large-scale text-image aligned data, pretrained vision-language models such as CLIP [42] and ALIGN [20] show strong zero-shot image classification performance, and have also proven to be highly effective foundational models for various downstream tasks. Instead of training new models, *prompt learning* [10, 29, 33, 57, 59, 60] fine-tunes the prompt embeddings of these pretrained vision-language models. This technique has demonstrated strong performance, requiring only one or two examples per class in the in-distribution setting, and also excels in domain generalization.

---

\*Equal contribution.

<sup>2</sup>Available at <https://github.com/0-ml/flip>.

In the context of federated learning, which is often applied on edge devices with constrained computational and communication capabilities, the advantages of prompt learning are: (1) it incurs lower computational costs compared to training a model from scratch; (2) it significantly reduces communication overheads and memory requirements, as the trainable prompt embeddings are much smaller than the model’s weights; (3) properly utilizing the pretrained model’s knowledge, can gain strong in-distribution and out-of-distribution generalization performance. However, in contrast to the centralized setting of existing prompt learning algorithms, we envision that federated learning brings new perspectives specific to the paradigm as follows:

- **How effective are global and personalized prompt models?** Inter-device data heterogeneity can naturally arise, potentially leading to slower convergence and degraded generalization performance of prompts. It remains to be seen how prompt learning algorithms can train shared global prompts that effectively adapt to data heterogeneity. Conversely, personalized federated learning trains client-specific models to address conflicting distributional shifts across devices that arise due to data heterogeneity. Considering the strong generalization performance of prompt learning, it is intriguing to explore how it may learn effective personalized prompts.
- **Impact of various data distribution shifts on federated prompt learning.** Prompt learning algorithms show robust generalization capabilities across diverse distributional shift scenarios [24, 33, 59]. This characteristic is particularly beneficial within federated environments, where devices often operate under constraints of limited data and computational resources. Our objective is to assess the effectiveness of federated prompt learning algorithms in scenarios characterized by the following: **data scarcity** (few-shot learning), **unseen classes** (test data containing classes not present during training), and **cross-domain** distributional shifts (test data comprising the same classes as training data but from different domains).
- **Cost-effectiveness of federated prompt learning.** Prompt learning in federated settings introduces hyperparameters, such as the number of prompts and prompt length, reflecting the trade-off between model performance and communication cost. In addition, different baselines may exhibit varying convergence rates and have different per round computational and communication costs. Our goal is to conduct sensitivity analyses of various algorithms to examine how different setups may influence their respective trade-off relationship and algorithm choices.

Beyond providing insights to these questions, we also aim to provide a comprehensive and extensible framework of the federated prompt learning baselines, and to provide a set of evaluation metrics to assess the performance of these algorithms. To quantify the effectiveness of federated prompt learning algorithms and to provide a standardized codebase for rapid, reproducible, and reliable evaluations in federated prompt learning, we make the following contributions:

- We designed and implemented FLIP, a unified, modular and open-source codebase with unified training and evaluation procedures and interface, comprising a suite of vision-language models, datasets, faithful implementations of algorithms, and evaluation metrics. For ease of use, it has swappable modules for prompt learning algorithms and federated learning strategies, and zero-code configuration support for Hugging Face [28] datasets and models.
- We systematically evaluated the performance of federated prompt learning algorithms under various challenging scenarios, including global and personalized learning under data heterogeneity, few-shot, novel-class, and cross-domain distributional shifts. Moreover, we explored the trade-off relationship between model performance and communication cost under different prompt learning configurations.
- Finally, FLIP provides a standardized comprehensive evaluation suite and we carried out the extensive experiments for the 8 state-of-the-art (SOTA) federated prompt learning baseline algorithms under 4 federated learning protocols, with 6 metric-reporting scenarios on 12 open datasets. The FLIP codebase is fully open-source and publicly available for our community.

## 2 Related Work and Problem Formulation

### 2.1 Related Work

**Prompt tuning of vision-language pretrained models** The recent advent of vision-language models (VLMs), such as CLIP [42] and ALIGN [20], which learn to align text and image pairs in a shared embedding space using contrastive learning, marks a significant milestone in vision-language understanding, showing remarkable zero-shot performance on various downstream tasks. Leveraging the pretrained VLMs, CoOp [60] introduces the optimization of learnable text context embeddings to adapt pretrained VLMs to improve downstream performance. CoCoOp [59] extends CoOp by further training a Meta-Net to predict suitable prompt embeddings from image features. To prevent prompt tuning from converging to a single point, Prompt Learning with Optimal Transport (PLOT) [6] formulates prompt tuning as

optimal transport between the cosine distances of visual features and the prompt features. Prompt Distribution Learning (ProDA) [33] optimizes text prompts by learning to model Gaussian distributions over the prompt embeddings, and encourages semantic orthogonality among the prompt embedding vectors to enhance the generalization capability. On a similar note, Prompt-aligned gradient (ProGrad) [61] aligns the prompt gradients that are in conflicting directions with the zero-shot predictions, while self-regulating prompts (SRC) [24] propose to condition prompted features to be consistent with the CLIP features with self-consistency regularization, and knowledge-guided contextual optimization (KgCoOp) [57] regularizes the prompt embeddings to be within the proximity of hand-crafted prompts. The above three methods aim to preserve the model’s capability on unseen classes. Bayesian Prompt Learning (BPL) [10] proposes to model the prompt embeddings as Gaussian distributions conditioned on the image features, and optimize the prompt embeddings with variational inference.

**Federated prompt learning for vision-language model adaptation** Federated learning [35] is an emerging paradigm for decentralized model training without sharing raw data, alleviating legal and privacy concerns. Early endeavor in fine-tuning pretrained vision-language models in a federated setting has been explored in [32] to address the challenges of inter-client data heterogeneity and improve generalization performance under cross-domain scenarios. Doing so, however, incurs a heavy communication cost of full model weights. Instead, prompt tuning algorithms in the federated setting can significantly reduce communication overheads by only transmitting the prompt embeddings, or a small network that predicts the prompt embeddings. PromptFL [14] extends CoOp [60] to the federated setting for the server aggregation of prompt embeddings using FedAvg [35]. To mitigate feature and label shifts, FedOTP [29] introduces a strategy where a shared global prompt is learned to extract consensus information, along with a local prompt for each client to capture client-specific knowledge. Subsequently, it applies an optimal transport-based alignment to regularize both the global and local prompts, balancing global consensus and local personalization. FedTPG[41] leverages a cross-attention module to generate prompts conditioned on task-related text input.

**Evaluating federated learning** Several evaluation frameworks or benchmarks have been established for federated learning algorithms, each offering unique perspectives. For instance, LEAF [4] and TFF [2] tailor to heterogeneous datasets, whereas FedML [15], Flower [1], and FedScale [26] emphasize diverse system resources. Diverging from traditional tasks such as image classification and next word prediction, FedNLP [31] explores federated learning with challenging natural language processing applications, while FS-G [52] directs its attention to graph learning. pFL-Bench [5] offers a comprehensive evaluation of personalization in federated learning, while FL-bench [45] further focuses on domain generalization. Moreover, FLAIR [43] offers a curated large-scale dataset with fine-grained annotated labels and evaluated common FL baselines using it. Profit [8] is related to FLIP as it explores prompt learning for personalization federated learning. However, they considered the prompt learning of large language models rather than vision-language foundational models as considered in this paper. To summarize, the majority of the above mostly considers general federated learning algorithms, which cannot offer superior generalization performance as prompt learning algorithms under data scarcity and distribution shifts. While it is crucial to test known hypotheses agreed upon by the community with standardized evaluations, FLIP presents new and unique perspectives in anticipation of future research questions and challenges pertaining to federated prompt learning.

## 2.2 Problem Formulation

**Federated learning.** We follow the widely-used federated averaging (FedAvg) [35] baseline as an example to introduce the federated training problem setup. Specifically, it optimizes the global objective function  $F(\theta)$  on local private data  $\mathbb{D}_i$  with a total of  $|\mathbb{C}|$  participating clients:

$$\min_{\theta \in \mathbb{R}^d} F(\theta) = \sum_{i=1}^{|\mathbb{C}|} \rho_i F_i(\theta), \quad (1)$$

where  $F_i(\theta) = \frac{1}{|\mathbb{D}_i|} \sum_{\xi \in \mathbb{D}_i} f_i(\theta)$  is the local learning objective of client  $i$ , and  $\sum_{i=1}^{|\mathbb{C}|} \rho_i = 1$ . In each communication round, the server first transmits the updated global models to a selected group of clients. The selected clients perform the local training on private data and then transmit the trained model to the global server. FedAvg [35] aggregates the models by a weighted-averaging scheme based on the normalized number of data on each client. Without losing generality, we adapt several existing prompt learning methods [6, 24, 33, 57, 59, 60, 61] to federated training with FedAvg [35].

**Federated prompt learning.** Following the success of vision-language pretrained models, recently the FL community has began to switch from train-from-scratch paradigm to adapting these models to diverse downstream tasks under federation. Prompt learning, a prevalent technique in NLP [13, 22, 27] has been investigated under vision applications [21]. Taking CLIP [42] for example, prompt learning aims to adapt its frozen pretrained models, consisting of an image encoder  $E_{\text{image}}$  and a text encoder  $E_{\text{text}}$  for downstream tasks. In this paper, we seek to evaluate *continuous* prompt learning, which optimizes a set of soft prompt vectors  $\{v_1, v_2, \dots, v_m\}$  parameterized by a few learnable weights  $\theta$ .

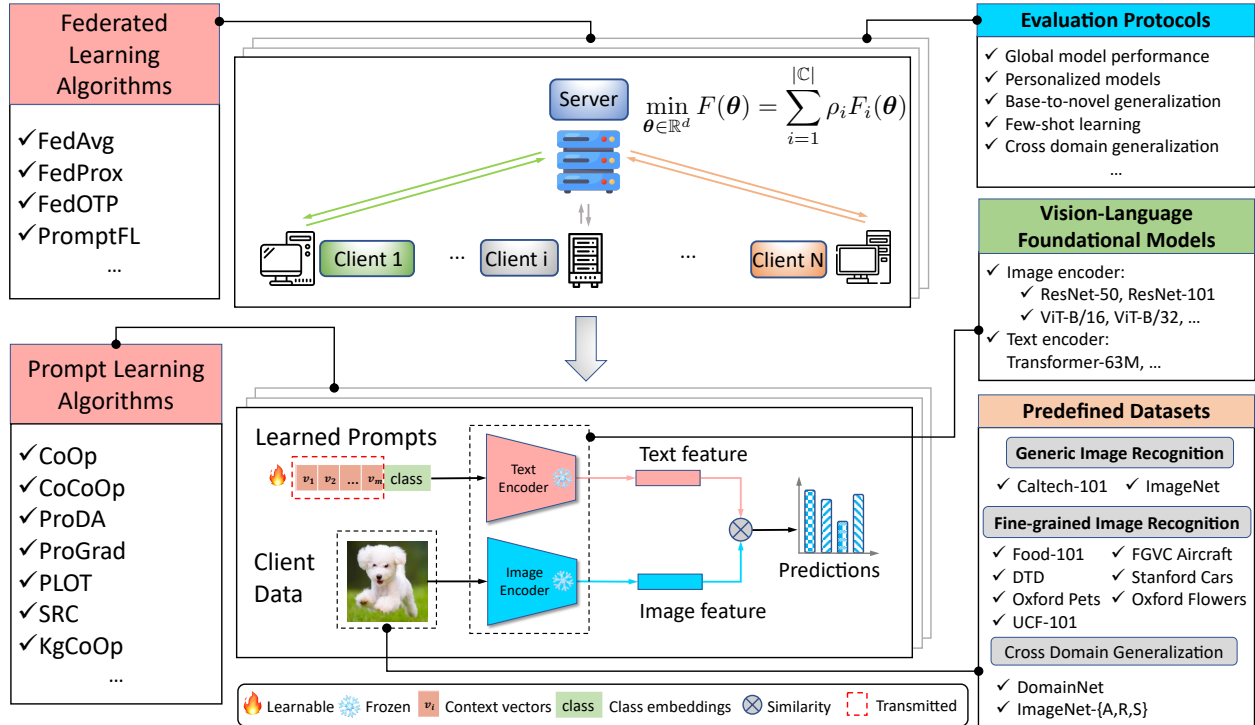


Figure 1: Overview of the FLIP framework.

To obtain the text features of a class, we can concatenate the learned prompt vectors and the embedding features of a class name to construct the class-specific embeddings  $t_j$ , followed by feeding it to a text pretrained encoder  $E_{text}$ . For classification tasks, the prediction probability of an input image  $x$  for class  $j$  can be calculated by comparing the similarity between encoded image features and text features of each class as follows:

$$p_{\theta}(y = j | x) = \frac{\exp(\text{sim}(E_{\text{image}}(x), E_{\text{text}}(t_j))/\tau)}{\sum_i^n \exp(\text{sim}(E_{\text{image}}(x), E_{\text{text}}(t_i))/\tau)}, \quad (2)$$

where  $\text{sim}(\cdot, \cdot)$  represents a metric function such as dot product or cosine similarity, and  $\tau$  is a scaling factor to control the temperature of Softmax operation. To optimize the prompt vectors, federated prompt learning enables the communication-efficient FL training by synchronizing the prompt parameters across clients under the coordination of a global server. Keeping true to conventional federated training which transmits trained parameters, federated prompt learning communicates the prompt-related parameters between the server and client for iterative optimization.

### 3 Framework Design

Figure 1 provides an overview of the FLIP framework design. This section details the models and 12 datasets used, 8 algorithmic baselines for federated prompt learning, and 4 evaluation protocols with various metrics under 6 evaluation scenarios.

#### 3.1 Models and Datasets

**Models** All algorithms adopts pretrained CLIP [42] models as the base models for prompt learning. CLIP models are vision-language models that consist of an image encoder  $E_{\text{image}}$  and a text encoder  $E_{\text{text}}$ , both of which map the input data into a shared feature space. The architecture of the image encoder can either be a ResNet-50 [16] or Vision Transformer (ViT) [11], whereas the text encoder adopts a transformer [48] architecture. In the main experiments, we used the CLIP model based on ResNet-50.

**Datasets** For the main evaluations, we used 8 publicly available datasets with annotated labels for global shared models  $\alpha_g$  and personalized models  $\alpha_p$ : **Caltech-101** [12], **DTD** [7], **FGVC-Aircraft** [34], **Food-101** [3], **StanfordCars** [25], **Oxford-Flowers-102** [36], **Oxford-Pets** [37], and **UCF-101** [44]. For novel class and few-shot scenarios, we use the

first 4 datasets consisting of generic and fine-grained image recognition tasks. For brevity, we use the bolded part of the dataset names as the shorthand in the results. For cross-domain metrics, Appendix C.3 further examines the robustness of federated prompt learning algorithms on distribution shifts. For which ImageNet [9] is used as the source domain, and the target domains include variants of ImageNet-derived datasets: **ImageNet-Sketch** [50] (images transformed to sketches) **ImageNet-Adversarial** [18] (natural adversarial examples in the wild), and **ImageNet-Rendition** [17] (images with diverse styles).

### 3.2 Algorithmic Baselines

We include PromptFL [14] and FedOTP [29], two recent SOTA federated prompt learning methods in our comparison. To further enrich baseline comparisons, we adapt all centralized prompt tuning algorithms mentioned in Section 2.1 to the federated setting to form each federated variant, prefixed with “*f*–”, namely *f*-CoCoOp, *f*-PLOT, *f*-ProDA, *f*-ProGrad, *f*-SRC, and *f*-KgCoOp. While we provide other aggregation strategies in our codebase, for a fair comparison in this paper, all variants use federated averaging (FedAvg) [35] to aggregate prompt-related parameters on the server. Finally, we include ZS-CLIP, *i.e.*, the pretrained CLIP [42] as a zero-shot baseline (*i.e.*, with hand-crafted prompts) to provide a reference point.

### 3.3 Evaluation Protocols and Metrics

**Prompt learning protocols** We set the prompt context token length as 4. We try to align the number of prompts for methods evaluated. Specifically, we use a single set of prompt as default, with the exceptions that FedOTP naturally uses two set of prompts for aligning the global and local representation and *f*-ProDA adopts two set of prompts for prompt distribution learning. For all evaluations, we fix the class token position in the *end* without token position augmentation. We only learn the prompt for the text input unless otherwise stated. For specific hyperparameter settings related to prompt learning, please refer to Appendix B.4.

**Federated learning protocols** We evaluate the federated prompt learning algorithms under 4 federated learning protocols as follows:

- **Standard learning** We simulate 10 clients with full participation to train a global model to evaluate on a shared test set. We use the standard SGD optimizer with initial learning rate 0.002, momentum 0.9 and a cosine learning rate decay scheduler to guarantee the convergence of each method. We set the batch size as 16, global communication rounds to 50, and the local training epoch to 1. For other detailed experimental hyperparameter settings under this protocol, please refer to Appendix B.4.
- **Partial participation** For the client sub-sampling protocol, we follow the standard learning above and increase the number of clients to 100 with a 10% participation ratio to investigate the scalability of federated prompt learning algorithms.
- **Personalized learning** This protocol seeks to evaluate the adaptability of federated prompt learning methods to local data distribution for personalization purpose. Following [55], we split a test dataset sharing similar distribution of the training dataset for evaluation. The personalized learning protocol uses similar settings as standard learning, except that the performance is evaluated on personalized test sets instead of a shared test set.
- **Centralized learning** For reference purposes, we also evaluate the performance of the prompt learning algorithms in centralized settings, where all clients’ data is aggregated and trained in a centralized manner. This setting mimics the traditional centralized prompt learning.

Finally, each experiment was conducted with 3 runs with different random seeds. We report the best test accuracy on test set with mean value and standard deviation.

**Evaluation scenarios** We use the following 6 scenarios where each reports evaluation metrics to assess the performance of federated prompt learning algorithms with *different data splits and evaluation settings*. Here, each scenario adopts the standard learning protocol unless otherwise stated.

- **Global shared prompt learning** (reports:  $\alpha_g$ ) We split the training, validation and testing samples following [59]. We apply a Dirichlet data partition scheme with the concentration parameter be set as 0.1 that produces non-*i.i.d.* data sets for local clients following [51]. This metric is evaluated under the standard learning and partial participation protocols.
- **Personalized prompt learning** (reports:  $\alpha_p$ ) The accuracy is reported by a weighted averaging of local clients’ accuracy based on the number of data each client possesses. This is more robust than a direct averaging of local clients’ accuracy as it reduces the impact of the potential fluctuating accuracy of some clients that hold very few training and testing samples. This metric is evaluated under the personalized learning protocol.

- **Base-to-novel class generalization** (reports:  $\alpha_b, \alpha_n$ ) As prompt learning algorithms has the ability to generalize to unseen classes, we evaluate the FL variants on novel class generalization following the protocol below. First, we split all classes into two equal sets, where only the first half (containing base classes) is used for training, following the standard learning protocol with non-*i.i.d.* data heterogeneity. After training, we evaluate the model on the test sets of both halves (respectively containing base and novel classes). We report the accuracy on both sets, denoted as  $\alpha_b$  and  $\alpha_n$  respectively, along with the harmonic mean of the two accuracies, namely,  $\alpha_h \triangleq 2/(\alpha_b^{-1} + \alpha_n^{-1})$ .
- **Few-shot learning** (reports:  $\alpha_{s=K}$ ) For few-shot generalization evaluation, where each client has only a small training shot  $K$  per class, we apply *i.i.d.* sampling to draw  $K$  samples per class for each client from the training set.
- **Cross-domain generalization** (reports:  $\alpha_{x \rightarrow y}$ , where “x” and “y” denote the source and target domain datasets, respectively.) To evaluate the robustness of federated prompt learning algorithms on distribution shifts, we evaluate the performance on the cross-domain datasets with shared classes but distinctive domain distributions. Our training setting aligns with the standard learning protocol with non-*i.i.d.* data heterogeneity, using a source dataset (*e.g.*, ImageNet) for training, and a target dataset (*e.g.*, ImageNet- $\{A,R,S\}$ ) for testing. Due to page limits, we report the cross-domain accuracies in Appendix C.3 and full results in our online codebase.
- **Cost-performance trade-offs** (reports: global accuracy  $\alpha_g$ , communication cost  $\kappa$ ) Finally, certain prompt learning-specific hyperparameters (*e.g.*, the number of prompts and prompt length) can influence the trade-off relationship between model performance and system resources, it is thus important to investigate how these hyperparameters affect the performance of federated prompt learning algorithms, in terms of both converged model performance, computational and communication costs. We conducted sensitivity analyses of various algorithms on these hyperparameters to explore both how they influence the trade-off relationship, and provide insights for sweet-spot configurations. We report the relevant results in Appendix C.4 and provide the full results in our codebase.

Beyond these accuracy metrics, we are also concerned with the stability of evaluated algorithms. Motivated by the “Ranking Scores” from the Out-of-Distribution Generalization literature [19, 58], we introduce a **superiority indicator**, which counts the total number of datasets on which a method’s performance surpasses the baseline (PromptFL). The corresponding results are shown by columns with “#” header in each table.

## 4 Experimental Results

We conduct extensive experiments under various FL scenarios and evaluation metrics. Below we present some important results on global and personalized performance, base-to-novel class generalization and few-shot learning capabilities. These metrics are mostly concerned in federated learning and prompt learning research.

Table 1: **Comparison of shared global model accuracy  $\alpha_g$  (%) of federated prompt learning methods.** We report the mean  $\pm$  standard deviation over 3 runs. The best and second-best results for each dataset are highlighted in **bold** and underlined, respectively. The “#” column indicates on how many datasets the method achieves performance exceeding PromptFL.

Global $\alpha_g$	Caltech	DTD	Aircraft	Food	Cars	Flowers	Pets	UCF	Avg.	#
ZS-CLIP	86.0	41.7	16.6	77.9	55.5	65.3	85.7	61.5	61.3	-
PromptFL	91.5 $\pm$ 0.5	57.6 $\pm$ 1.3	22.8 $\pm$ 0.4	79.2 $\pm$ 0.1	62.0 $\pm$ 0.4	<b>84.0</b> $\pm$ 1.7	<b>89.4</b> $\pm$ 0.5	70.1 $\pm$ 0.8	<u>69.6</u>	-
FedOTP	<u>91.8</u> $\pm$ 0.1	58.0 $\pm$ 0.8	21.9 $\pm$ 0.4	78.7 $\pm$ 0.1	<b>62.8</b> $\pm$ 0.2	83.3 $\pm$ 0.6	89.1 $\pm$ 0.1	69.4 $\pm$ 0.6	69.4	3
<i>f</i> -CoCoOp	91.7 $\pm$ 0.3	54.7 $\pm$ 1.0	17.9 $\pm$ 4.5	79.3 $\pm$ 0.1	60.7 $\pm$ 0.5	76.4 $\pm$ 0.7	89.1 $\pm$ 0.1	68.0 $\pm$ 0.9	67.2	2
<i>f</i> -PLOT	91.6 $\pm$ 0.3	<b>58.3</b> $\pm$ 1.4	21.7 $\pm$ 0.5	78.3 $\pm$ 0.2	60.7 $\pm$ 0.8	83.4 $\pm$ 0.6	88.9 $\pm$ 0.5	69.7 $\pm$ 0.4	69.1	2
<i>f</i> -ProDA	91.6 $\pm$ 0.3	57.2 $\pm$ 1.1	<b>23.1</b> $\pm$ 0.7	79.1 $\pm$ 0.2	62.3 $\pm$ 0.5	<b>84.0</b> $\pm$ 0.8	<u>89.3</u> $\pm$ 0.4	70.2 $\pm$ 1.1	<u>69.6</u>	<b>5</b>
<i>f</i> -ProGrad	90.7 $\pm$ 0.2	57.1 $\pm$ 1.0	21.7 $\pm$ 0.3	<b>79.5</b> $\pm$ 0.1	60.5 $\pm$ 0.7	83.4 $\pm$ 0.4	89.1 $\pm$ 0.2	<u>70.3</u> $\pm$ 0.3	69.1	2
<i>f</i> -PromptSRC	<b>92.0</b> $\pm$ 0.8	57.8 $\pm$ 0.3	21.2 $\pm$ 0.4	78.6 $\pm$ 0.4	62.4 $\pm$ 0.2	83.6 $\pm$ 0.0	89.2 $\pm$ 0.7	<u>70.3</u> $\pm$ 1.0	69.4	<u>4</u>
<i>f</i> -KgCoOp	<u>91.8</u> $\pm$ 0.2	<u>58.2</u> $\pm$ 0.8	<u>23.0</u> $\pm$ 0.1	<u>79.4</u> $\pm$ 0.2	61.7 $\pm$ 0.7	<u>83.9</u> $\pm$ 0.5	<b>89.4</b> $\pm$ 0.2	<b>70.4</b> $\pm$ 0.7	<b>69.7</b>	<b>5</b>

**Global shared prompt learning** In Table 1, we illustrate a comprehensive evaluation of the performance of global models across 8 datasets. We summarize some key insights below:

Table 2: Comparison of personal model accuracy  $\alpha_p$  (%) of federated prompt learning methods on various datasets.

Personal $\alpha_p$	Caltech	DTD	Aircraft	Food	Cars	Flowers	Pets	UCF	Avg.	#
<b>ZS-CLIP</b>	86.0	41.7	16.6	77.9	55.5	65.3	85.7	61.5	61.3	-
<b>PromptFL</b>	91.5 $\pm$ 0.4	69.5 $\pm$ 4.1	33.8 $\pm$ 0.1	<b>82.1</b> $\pm$ 0.4	67.7 $\pm$ 0.6	<b>89.7</b> $\pm$ 0.2	<b>89.9</b> $\pm$ 0.6	77.5 $\pm$ 1.5	75.2	0
<b>FedOTP</b>	<b>91.9</b> $\pm$ 0.4	<b>73.8</b> $\pm$ 1.4	<b>36.1</b> $\pm$ 0.5	<u>82.0</u> $\pm$ 0.7	<b>68.1</b> $\pm$ 1.7	<u>89.6</u> $\pm$ 0.3	<u>89.5</u> $\pm$ 1.2	<b>80.7</b> $\pm$ 1.0	<b>76.5</b>	<u>5</u>
<i>f</i> -CoCoOp	<u>91.8</u> $\pm$ 0.4	70.3 $\pm$ 3.0	34.0 $\pm$ 1.7	81.8 $\pm$ 0.6	67.4 $\pm$ 0.7	86.4 $\pm$ 1.9	<u>89.5</u> $\pm$ 0.9	77.1 $\pm$ 0.9	74.8	3
<i>f</i> -PLOT	91.7 $\pm$ 0.4	<u>71.3</u> $\pm$ 3.1	34.0 $\pm$ 0.8	81.4 $\pm$ 1.2	67.9 $\pm$ 1.1	89.3 $\pm$ 0.5	88.6 $\pm$ 0.3	<u>79.6</u> $\pm$ 1.8	<u>75.5</u>	<u>5</u>
<i>f</i> -ProDA	91.7 $\pm$ 0.9	69.7 $\pm$ 2.6	34.7 $\pm$ 0.6	<b>82.1</b> $\pm$ 1.3	67.8 $\pm$ 1.3	89.3 $\pm$ 0.6	<b>89.9</b> $\pm$ 0.5	<u>77.9</u> $\pm$ 1.5	75.4	<b>6</b>
<i>f</i> -ProGrad	91.7 $\pm$ 0.6	69.2 $\pm$ 0.3	32.9 $\pm$ 0.7	81.6 $\pm$ 0.8	67.0 $\pm$ 1.0	88.8 $\pm$ 0.9	<u>89.5</u> $\pm$ 0.7	77.0 $\pm$ 1.5	74.7	1
<i>f</i> -PromptSRC	91.7 $\pm$ 0.4	69.3 $\pm$ 1.3	32.4 $\pm$ 2.3	81.8 $\pm$ 1.1	67.6 $\pm$ 1.1	89.2 $\pm$ 1.7	89.3 $\pm$ 1.7	78.2 $\pm$ 1.1	74.9	2
<i>f</i> -KgCoOp	91.6 $\pm$ 0.3	68.6 $\pm$ 2.7	31.3 $\pm$ 0.5	81.4 $\pm$ 0.7	67.1 $\pm$ 1.4	88.9 $\pm$ 0.9	<b>89.9</b> $\pm$ 0.3	76.9 $\pm$ 0.9	74.5	1

 Table 3: Comparison of base and novel class accuracy (%) of federated prompt learning methods. Statistics are aggregated with 10 experimental runs under different random splits of base and novel classes. In each independent run, we align the base and novel classes across different evaluated methods for fair comparison. Note that “ $\alpha_b$ ”, “ $\alpha_n$ ” and “ $\alpha_h$ ” rows correspond to base  $\alpha_b$  and novel class  $\alpha_n$  accuracies, and their harmonic mean  $\alpha_h \triangleq 2/(\alpha_b^{-1} + \alpha_n^{-1})$ , respectively. Results are reported in similar style as Table 1 for  $\alpha_h$  values.

Metric	Caltech			Aircraft			Cars			Flowers			Avg.			#
	$\alpha_b$	$\alpha_n$	$\alpha_h$	$\alpha_b$	$\alpha_n$	$\alpha_h$	$\alpha_b$	$\alpha_n$	$\alpha_h$	$\alpha_b$	$\alpha_n$	$\alpha_h$	$\alpha_b$	$\alpha_n$	$\alpha_h$	
<b>ZS-CLIP</b>	88.2	92.6	90.3	19.6	24.7	21.8	59.5	68.1	63.5	77.2	71.0	73.9	61.1	64.1	62.4	-
<b>PromptFL</b>	92.8 $\pm$ 0.8	92.7 $\pm$ 0.7	92.6 $\pm$ 0.2	20.9 $\pm$ 0.4	24.7 $\pm$ 0.5	22.6 $\pm$ 0.2	63.0 $\pm$ 0.7	67.6 $\pm$ 0.7	65.2 $\pm$ 0.0	79.9 $\pm$ 2.9	69.3 $\pm$ 0.7	74.2 $\pm$ 1.0	64.1	63.8	63.8	-
<b>FedOTP</b>	93.1 $\pm$ 0.2	93.7 $\pm$ 0.4	<u>93.4</u> $\pm$ 0.1	21.0 $\pm$ 0.8	23.7 $\pm$ 1.0	22.2 $\pm$ 0.8	62.1 $\pm$ 0.1	66.0 $\pm$ 0.7	64.0 $\pm$ 0.4	81.0 $\pm$ 0.6	68.7 $\pm$ 1.9	74.3 $\pm$ 1.2	64.3	63.0	63.5	2
<i>f</i> -CoCoOp	92.7 $\pm$ 0.8	93.6 $\pm$ 0.6	93.1 $\pm$ 0.2	18.0 $\pm$ 2.1	17.1 $\pm$ 2.4	17.2 $\pm$ 2.2	62.8 $\pm$ 0.6	66.7 $\pm$ 0.3	64.7 $\pm$ 0.2	79.4 $\pm$ 1.4	70.7 $\pm$ 1.8	<u>74.8</u> $\pm$ 0.6	63.2	62.0	62.4	2
<i>f</i> -PLOT	93.4 $\pm$ 0.6	93.5 $\pm$ 1.0	<b>93.5</b> $\pm$ 0.8	19.0 $\pm$ 0.8	23.4 $\pm$ 0.4	21.0 $\pm$ 0.4	62.4 $\pm$ 0.5	65.4 $\pm$ 1.4	63.8 $\pm$ 0.7	78.7 $\pm$ 3.0	68.3 $\pm$ 1.3	73.1 $\pm$ 0.6	63.4	62.6	62.8	1
<i>f</i> -ProDA	93.0 $\pm$ 0.4	92.7 $\pm$ 1.1	92.8 $\pm$ 0.4	22.0 $\pm$ 0.5	25.1 $\pm$ 1.1	<u>23.4</u> $\pm$ 0.6	63.3 $\pm$ 0.7	67.7 $\pm$ 0.4	65.4 $\pm$ 0.2	77.9 $\pm$ 0.7	69.6 $\pm$ 0.5	73.5 $\pm$ 0.1	64.0	63.8	63.8	<u>3</u>
<i>f</i> -ProGrad	93.2 $\pm$ 0.4	93.0 $\pm$ 0.4	93.1 $\pm$ 0.4	21.6 $\pm$ 0.5	25.2 $\pm$ 1.6	23.3 $\pm$ 0.4	64.2 $\pm$ 0.6	67.9 $\pm$ 0.5	<b>66.0</b> $\pm$ 0.3	80.3 $\pm$ 1.1	70.6 $\pm$ 0.5	<b>75.2</b> $\pm$ 0.2	64.7	64.2	<b>64.3</b>	<b>4</b>
<i>f</i> -SRC	90.2 $\pm$ 0.2	93.0 $\pm$ 0.1	91.6 $\pm$ 0.1	21.7 $\pm$ 1.0	24.9 $\pm$ 1.0	23.1 $\pm$ 0.8	61.2 $\pm$ 0.2	67.1 $\pm$ 0.3	64.0 $\pm$ 0.1	78.9 $\pm$ 1.1	70.2 $\pm$ 0.8	74.3 $\pm$ 0.7	62.3	63.8	62.8	<u>3</u>
<i>f</i> -KgCoOp	93.5 $\pm$ 0.4	93.4 $\pm$ 1.0	<u>93.4</u> $\pm$ 0.5	22.3 $\pm$ 0.7	25.1 $\pm$ 0.5	<b>23.6</b> $\pm$ 0.5	63.7 $\pm$ 0.3	67.5 $\pm$ 0.3	<u>65.6</u> $\pm$ 0.0	79.6 $\pm$ 2.7	68.9 $\pm$ 1.2	73.9 $\pm$ 0.5	64.8	63.7	<u>64.1</u>	<u>3</u>

- First, after aligning the experimental settings, the performance gaps between the baseline PromptFL and various prompt learning methods are less significant compared with the results reported in existing federated prompt learning literatures [14, 29]. Indeed, PromptFL [14], a simple combination of CoOp and FedAvg, serves as a very strong baseline for other federated prompt learning methods, occasionally achieving the best performance on fine-grained image recognition datasets such as OxfordPets and Flowers over 7 competitors. We advocate acknowledging its simplicity and merits and including it as a reference baseline in all federated prompt learning works.
- Second, in most cases, the *f*-CoCoOp produces inferior results compared with PromptFL baseline. We hypothesize this is caused by its adoption of an image feature aggregation module, which is susceptible to the data heterogeneity raised by non-*i.i.d.* data partitions. As a result, its aggregated features may deviate from real class semantics if the biased local training is not properly counteracted. This underscores the potential risks of a direct porting of centralized prompt learning methods to federated learning regime.
- Third, from the superiority indicator, we can observe the regularization-based federated prompt learning methods, such as *f*-SRC and *f*-KgCoOp generally produce discernible improvements for FL generic performance. It demonstrates such regularization can yield a favorable effect to reduce the local client drift [23]. Specifically, this regularization enforces all participating clients share a common objective that encourages the learning of domain knowledge by introduced a prescribed text prompt. This highlights the similar intuitions behind the regularization-based federated learning such as FedProto [46] and prompt learning methods exemplified by PromptSRC [24].

**Personalized prompt learning** Table 2 presents the personalized performance comparison. Interestingly, we find FedOTP [29] generally outperforms other methods, emphasizing the potential of distribution alignment, for example, with Optimal Transport (OT) to adapt to personalized data distribution. The results also indicate FedOTP consistently outperforms a baseline method *f*-PLOT, which also applying OT to align representations across modalities, demonstrating advantage of *imbalanced* Optimal Transport over *f*-PLOT for personalized FL scenarios. This implies in addition to

Table 4: Comparison of few-shot training accuracy  $\alpha_{s=1}$  (%) of federated prompt learning methods on various datasets.

Few-shot $\alpha_{s=1}$	Caltech	Aircraft	Cars	Flowers	Avg.	#
<b>ZS-CLIP</b>	86.0	16.6	55.5	65.3	55.9	-
<b>PromptFL</b>	88.7 $\pm$ 0.3	17.3 $\pm$ 1.0	55.7 $\pm$ 0.2	65.3 $\pm$ 1.2	57.2	-
<b>FedOTP</b>	<b>89.8<math>\pm</math>0.4</b>	17.8 $\pm$ 1.2	<b>56.8<math>\pm</math>0.2</b>	65.6 $\pm$ 0.8	<b>57.5</b>	<b>4</b>
<i>f-CoCoOp</i>	87.6 $\pm$ 0.6	17.6 $\pm$ 0.5	55.4 $\pm$ 0.2	64.6 $\pm$ 1.3	56.3	1
<i>f-PLOT</i>	87.5 $\pm$ 0.7	17.6 $\pm$ 0.6	55.5 $\pm$ 0.1	<b>65.7<math>\pm</math>1.3</b>	56.6	2
<i>f-ProDA</i>	89.0 $\pm$ 0.2	17.3 $\pm$ 0.6	56.1 $\pm$ 0.7	<b>65.7<math>\pm</math>1.3</b>	57.0	3
<i>f-ProGrad</i>	89.4 $\pm$ 0.6	18.4 $\pm$ 0.2	56.2 $\pm$ 0.3	63.5 $\pm$ 0.6	56.9	3
<i>f-SRC</i>	89.2 $\pm$ 0.3	<b>18.9<math>\pm</math>0.3</b>	56.4 $\pm$ 0.5	65.4 $\pm$ 0.0	<b>57.5</b>	<b>4</b>
<i>f-KgCoOp</i>	88.4 $\pm$ 0.4	18.3 $\pm$ 0.8	56.4 $\pm$ 0.1	62.9 $\pm$ 0.6	56.5	2

Table 5: Comparison of few-shot accuracies  $\alpha_{s=k}$  (%) of federated prompt learning methods on Tiny-ImageNet. Number of shots  $k \in \{1, 2, 4, 8, 16\}$ . Results are reported in similar style as Table 1. ZS-CLIP has an accuracy of 34.1%.

Few-shot $\alpha_{s=}$	1	2	4	8	16	Avg.	#
<b>PromptFL</b>	39.9 $\pm$ 0.4	42.1 $\pm$ 0.2	44.0 $\pm$ 0.2	45.8 $\pm$ 0.8	47.0 $\pm$ 0.2	43.7	-
<b>FedOTP</b>	<u>41.0<math>\pm</math>0.2</u>	<b>43.9<math>\pm</math>0.1</b>	<b>46.4<math>\pm</math>0.2</b>	<b>48.2<math>\pm</math>0.2</b>	<b>49.4<math>\pm</math>0.1</b>	<b>45.8</b>	<b>5</b>
<i>f-CoCoOp</i>	38.2 $\pm$ 0.4	41.9 $\pm$ 0.2	43.3 $\pm$ 0.3	45.4 $\pm$ 0.3	45.3 $\pm$ 0.2	42.8	0
<i>f-PLOT</i>	39.5 $\pm$ 0.2	41.7 $\pm$ 0.1	43.2 $\pm$ 0.4	45.3 $\pm$ 0.4	46.3 $\pm$ 0.1	43.2	0
<i>f-ProDA</i>	40.3 $\pm$ 0.1	42.0 $\pm$ 0.3	44.0 $\pm$ 0.2	45.6 $\pm$ 0.3	<u>47.2<math>\pm</math>0.3</u>	43.8	2
<i>f-ProGrad</i>	35.6 $\pm$ 0.8	36.7 $\pm$ 0.4	38.6 $\pm$ 0.2	38.8 $\pm$ 0.4	39.8 $\pm$ 0.4	37.9	0
<i>f-SRC</i>	<b>41.6<math>\pm</math>0.4</b>	<u>42.6<math>\pm</math>0.5</u>	<u>44.4<math>\pm</math>0.5</u>	45.0 $\pm$ 0.2	46.1 $\pm$ 0.2	<u>43.9</u>	<u>3</u>
<i>f-KgCoOp</i>	39.6 $\pm$ 0.4	42.0 $\pm$ 0.6	43.6 $\pm$ 0.9	<u>46.3<math>\pm</math>0.2</u>	46.5 $\pm$ 0.3	43.6	1

modality gap between vision and text representations, the distribution gap under federated prompt learning introduces additional challenges to be addressed. Besides, indicated by the superiority metric, we observe the improvements of regularization-based prompt learning methods under personalized data are less prominent compared with the results in Table 1. This could be an intrinsic dilemma that achieving improvements on global and personalized performance could compromise each other and requires further exploration.

**Base-to-novel generalization** We illustrated the results on base  $\alpha_b$  and novel  $\alpha_n$  class accuracies, along with their harmonic mean  $\alpha_h$  in Table 3. Similar to global learning, Table 3 indicates regularization with generic prompt knowledge [24, 57, 61] prevents the client model from over-fitting the local data distribution, and it contributes to achieving the best trade-offs between base class fitting and novel class generalization. Different from the global scenario, the naive PromptFL is less effective in handling this challenging scenario according to the “#” competition metric.

**Few-shot generalization** The results on few-shot generalization in Table 4 stress the difficulties of existing methods in terms of better generalization over the PromptFL baseline with a few training samples. Intriguingly, all three methods that achieve superior performance, either use multiple prompt sets (FedOTP [29] and *f-ProDA* [33]) or sample multiple prompts (*f-SRC* [24]) during the inference stage. These results hint the effectiveness of ensembling the knowledge of multiple prompts, which can be useful to reduce the *sample selection bias* raised by limited training samples [54, 56]. Focusing on varying number of shots, Table 5 shows the few-shot training accuracies of federated prompt learning methods on Tiny-ImageNet. Notably, we sweep the number of shots with  $k \in \{1, 2, 4, 8, 16\}$ . Figure 2 also visualizes the few-shot training accuracies of the methods. In short, FedOTP shows the strongest ability to learn from limited training samples, owing to its global and local cooperative prompt design and distribution alignment optimization.

**Client Sub-sampling** In cross-device FL system, the partial participation of massive clients could have a detrimental forgetting effect on the global model due to their temporarily joining and quitting FL training. In Table 6, we explored this effect by scaling up to 100 simulated clients with a 10% participating ratio. We observe that under this scenario, the regularization-based federated prompt learning methods usually gain advantages over the baselines, this could be attributed to the regularization loss which introduces a common optimization objective among clients, alleviating the catastrophic forgetting.



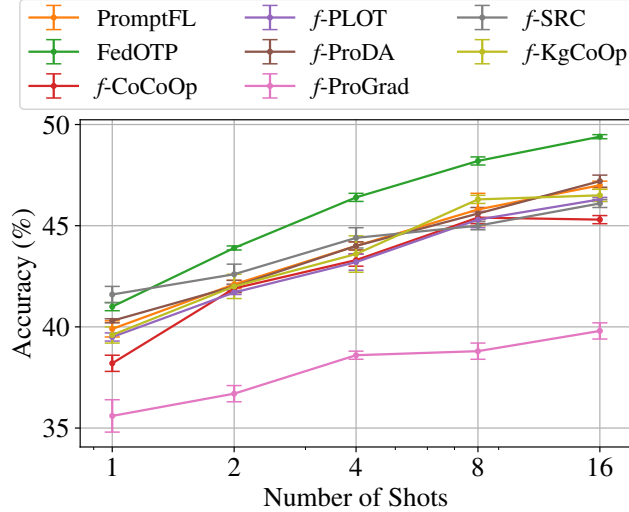


Figure 2: Few-shot accuracies of federated prompt learning methods on Tiny-ImageNet.

Table 6: Comparison of accuracy (%) on various datasets under **client subsampling** with 10% of the total 100 clients.

	Caltech	Aircraft	Cars	Flowers	Avg.	#
<b>ZS-CLIP</b>	86.0	16.6	55.5	65.3	55.9	-
PromptFL	90.3±0.2	20.9±0.7	60.9±0.5	75.9±1.3	62.0	-
FedOTP	91.1±0.6	21.2±0.8	59.1±0.1	76.2±0.9	61.9	3
<i>f</i> -CoCoOp	90.4±0.5	17.5±1.6	59.7±0.5	73.9±0.7	60.4	1
<i>f</i> -PLOT	90.6±0.2	20.5±0.6	59.1±0.7	74.8±1.5	61.3	1
<i>f</i> -ProDA	90.8±0.5	21.7±0.4	61.0±0.6	75.0±0.7	62.1	3
<i>f</i> -ProGrad	90.7±0.1	22.2±0.6	60.3±0.5	74.6±0.2	61.9	2
<i>f</i> -SRC	90.6±2.0	21.9±1.4	61.5±0.2	76.2±0.8	62.6	4
<i>f</i> -KgCoOp	91.2±0.1	22.0±0.6	60.4±0.3	76.7±1.1	62.6	3

**Cost-performance Trade-offs** Figures 3a and 3b present the communication and performance trade-offs by changing the number of prompts and prompt token lengths respectively. Please refer to Tables 10 and 11 in Appendix C.4 for tabulated results. First, we note that a direct scaling of the learnable parameters does not necessarily deliver positive improvements. For example, *f*-CoCoOp employs a meta-net to aggregate the conditional image information, which drastically increases the number of communications. However, this does not translate to accuracy boost over the simple baseline in most experiments. Besides, by comparing the accuracies increments of a single methods with different number of prompt or prompt length, we can conclude that methods with distribution alignment (*f*-FedOTP) or diversity regularization (*f*-ProDA) usually bring in stable improvements when scaling up the prompt parameters. Finally, both approaches for tweaking the prompt parameters yield similar improvements. Indeed, we do not observe clear dominance of them over the other.

**More results** Due to space limitation, we present additional results in Appendix C, specifically: centralized training (Appendix C.1) and cross-domain generalization (Appendix C.3). Moreover, in Appendix C.4 we show that FLIP fully support the cost-performance trade-off exploration between accuracies and training costs, and provide results on the trade-off relationship.

## 5 Conclusion

This paper presents FLIP, the first comprehensive evaluation for federated prompt learning algorithms. Through extensive experiments on various datasets and evaluation scenarios, we demonstrate the effectiveness of prompt learning in federated settings, particularly in challenging scenarios characterized by data scarcity, unseen classes, and cross-domain distributional shifts. FLIP provides a standardized and extensible open-source codebase, complete with evaluation metrics and various open datasets, facilitating further research in this promising area. FLIP serves

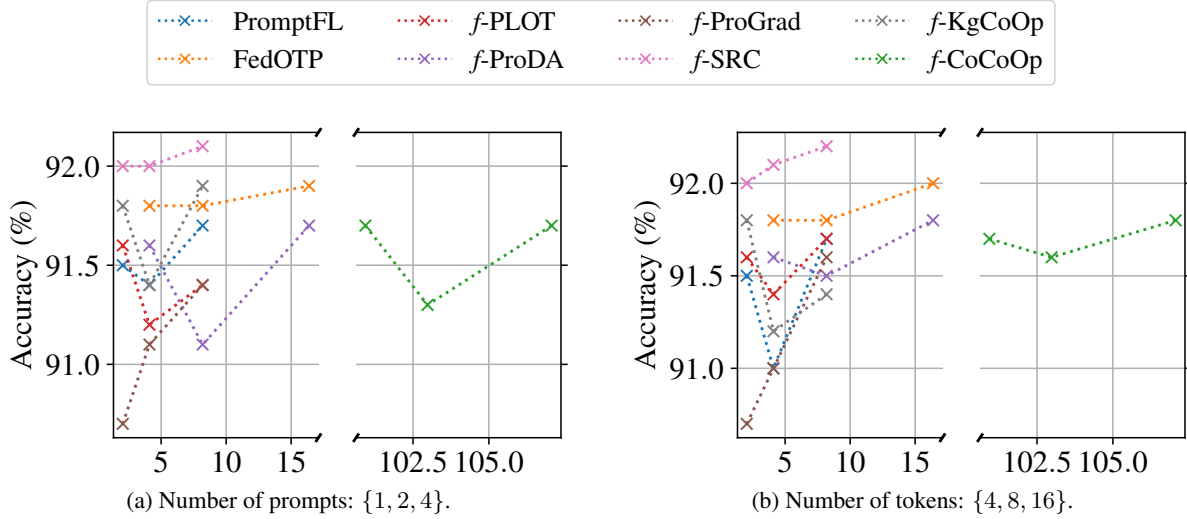


Figure 3: **Trade-offs between accuracy (%) and the number of communicated parameters (in millions) on Caltech-101.**

#### Key Takeaways

- **Global shared prompt learning** PromptFL, combining CoOp and FedAvg, serves as a simple yet effective baseline and often achieves the best performance on fine-grained image recognition datasets like Oxford-Pets and Flowers.
- **Personalized Prompt Learning** FedOTP generally outperforms other personalized prompt learning methods, highlighting the efficacy of distribution alignment in adapting to personalized data.
- **Base-to-novel Generalization** Regularization prevents overfitting and balances base and novel class metrics, without it (PromptFL) is less effective.
- **Few-shot Generalization** Methods that use multiple prompts (*e.g.*, FedOTP, *f*-ProDA, *f*-SRC) perform best in few-shot scenarios, indicating ensembling helps reduce sample selection bias.
- **Client Sub-sampling** The regularization-based methods are favorable owing to alleviating the catastrophic forgetting.

as a valuable tool for researchers and practitioners to explore the trade-offs between model performance and system resources in federated prompt learning, paving the way for the development of more efficient and effective algorithms.

#### References

- [1] Daniel J Beutel, Taner Topal, Akhil Mathur, Xinchu Qiu, Javier Fernandez-Marques, Yan Gao, Lorenzo Sani, Kwing Hei Li, Titouan Parcollet, Pedro Porto Buarque de Gusmão, et al. Flower: A friendly federated learning research framework. *arXiv preprint arXiv:2007.14390*, 2020.
- [2] K. A. Bonawitz, Hubert Eichner, Wolfgang Grieskamp, Dzmitry Huba, Alex Ingerman, Vladimir Ivanov, Chloé M Kiddon, Jakub Konečný, Stefano Mazzocchi, Brendan McMahan, Timon Van Overveldt, David Petrou, Daniel Ramage, and Jason Roselander. Towards federated learning at scale: System design. In *SysML 2019*, 2019. To appear.
- [3] Lukas Bossard, Matthieu Guillaumin, and Luc Van Gool. Food-101 – mining discriminative components with random forests. In *Computer Vision – ECCV 2014*, pages 446–461. Springer International Publishing, 2014.
- [4] Sebastian Caldas, Sai Meher Karthik Duddu, Peter Wu, Tian Li, Jakub Konečný, H Brendan McMahan, Virginia Smith, and Ameet Talwalkar. Leaf: A benchmark for federated settings. *arXiv preprint arXiv:1812.01097*, 2018.
- [5] Daoyuan Chen, Dawei Gao, Weirui Kuang, Yaliang Li, and Bolin Ding. pfl-bench: A comprehensive benchmark for personalized federated learning. *Advances in Neural Information Processing Systems*, 35:9344–9360, 2022.
- [6] Guangyi Chen, Weiran Yao, Xiangchen Song, Xinyue Li, Yongming Rao, and Kun Zhang. PLOT: Prompt learning with optimal transport for vision-language models. In *The Eleventh International Conference on Learning Representations*, 2022.

- [7] Mircea Cimpoi, Subhansu Maji, Iasonas Kokkinos, Sammy Mohamed, and Andrea Vedaldi. Describing textures in the wild. In *Proceedings of the IEEE conference on computer vision and pattern recognition*, pages 3606–3613, 2014.
- [8] Liam Collins, Shanshan Wu, Sewoong Oh, and Khe Chai Sim. Profit: Benchmarking personalization and robustness trade-off in federated prompt tuning. In *International Workshop on Federated Learning in the Age of Foundation Models in Conjunction with NeurIPS 2023*, 2023.
- [9] Jia Deng, Wei Dong, Richard Socher, Li-Jia Li, Kai Li, and Li Fei-Fei. ImageNet: A large-scale hierarchical image database. In *2009 IEEE conference on computer vision and pattern recognition*, pages 248–255. Ieee, 2009.
- [10] Mohammad Mahdi Derakhshani, Enrique Sanchez, Adrian Bulat, Victor G Turrissi da Costa, Cees GM Snoek, Georgios Tzimiropoulos, and Brais Martinez. Bayesian prompt learning for image-language model generalization. In *Proceedings of the IEEE/CVF International Conference on Computer Vision*, pages 15237–15246, 2023.
- [11] Alexey Dosovitskiy, Lucas Beyer, Alexander Kolesnikov, Dirk Weissenborn, Xiaohua Zhai, Thomas Unterthiner, Mostafa Dehghani, Matthias Minderer, Georg Heigold, Sylvain Gelly, Jakob Uszkoreit, and Neil Houlsby. An image is worth 16x16 words: Transformers for image recognition at scale. In *International Conference on Learning Representations*, 2021.
- [12] Li Fei-Fei, Rob Fergus, and Pietro Perona. Learning generative visual models from few training examples: An incremental Bayesian approach tested on 101 object categories. In *2004 conference on computer vision and pattern recognition workshop*, pages 178–178. IEEE, 2004.
- [13] Tianyu Gao, Adam Fisch, and Danqi Chen. Making pre-trained language models better few-shot learners. *arXiv preprint arXiv:2012.15723*, 2020.
- [14] Tao Guo, Song Guo, Junxiao Wang, Xueyang Tang, and Wenchao Xu. PromptFL: Let federated participants cooperatively learn prompts instead of models-federated learning in age of foundation model. *IEEE Transactions on Mobile Computing*, 2023.
- [15] Chaoyang He, Songze Li, Jinhyun So, Xiao Zeng, Mi Zhang, Hongyi Wang, Xiaoyang Wang, Praneeth Vepakomma, Abhishek Singh, Hang Qiu, et al. FedML: A research library and benchmark for federated machine learning. *arXiv preprint arXiv:2007.13518*, 2020.
- [16] Kaiming He, Xiangyu Zhang, Shaoqing Ren, and Jian Sun. Deep residual learning for image recognition. In *Proceedings of the IEEE Conference on Computer Vision and Pattern Recognition (CVPR)*, 2016.
- [17] Dan Hendrycks, Steven Basart, Norman Mu, Saurav Kadavath, Frank Wang, Evan Dorundo, Rahul Desai, Tyler Zhu, Samyak Parajuli, Mike Guo, et al. The many faces of robustness: A critical analysis of out-of-distribution generalization. In *Proceedings of the IEEE/CVF international conference on computer vision*, pages 8340–8349, 2021.
- [18] Dan Hendrycks, Kevin Zhao, Steven Basart, Jacob Steinhardt, and Dawn Song. Natural adversarial examples. *CVPR*, 2021.
- [19] Zeyi Huang, Haohan Wang, Dong Huang, Yong Jae Lee, and Eric P Xing. The two dimensions of worst-case training and their integrated effect for out-of-domain generalization. In *Proceedings of the IEEE/CVF Conference on Computer Vision and Pattern Recognition*, pages 9631–9641, 2022.
- [20] Chao Jia, Yinfei Yang, Ye Xia, Yi-Ting Chen, Zarana Parekh, Hieu Pham, Quoc Le, Yun-Hsuan Sung, Zhen Li, and Tom Duerig. Scaling up visual and vision-language representation learning with noisy text supervision. In *International conference on machine learning*, pages 4904–4916. PMLR, 2021.
- [21] Menglin Jia, Luming Tang, Bor-Chun Chen, Claire Cardie, Serge Belongie, Bharath Hariharan, and Ser-Nam Lim. Visual prompt tuning. In *European Conference on Computer Vision*, pages 709–727. Springer, 2022.
- [22] Zhengbao Jiang, Frank F Xu, Jun Araki, and Graham Neubig. How can we know what language models know? *Transactions of the Association for Computational Linguistics*, 8:423–438, 2020.
- [23] Sai Praneeth Karimireddy, Satyen Kale, Mehryar Mohri, Sashank Reddi, Sebastian Stich, and Ananda Theertha Suresh. Scaffold: Stochastic controlled averaging for federated learning. In *International conference on machine learning*, pages 5132–5143. PMLR, 2020.
- [24] Muhammad Uzair Khattak, Syed Talal Wasim, Muzammal Naseer, Salman Khan, Ming-Hsuan Yang, and Fahad Shahbaz Khan. Self-regulating prompts: Foundational model adaptation without forgetting. In *Proceedings of the IEEE/CVF International Conference on Computer Vision*, pages 15190–15200, 2023.
- [25] Jonathan Krause, Michael Stark, Jia Deng, and Li Fei-Fei. 3d object representations for fine-grained categorization. In *Proceedings of the IEEE international conference on computer vision workshops*, pages 554–561, 2013.
- [26] Fan Lai, Yinwei Dai, Sanjay Singapuram, Jiachen Liu, Xiangfeng Zhu, Harsha Madhyastha, and Mosharaf Chowdhury. FedScale: Benchmarking model and system performance of federated learning at scale. In *International conference on machine learning*, pages 11814–11827. PMLR, 2022.
- [27] Brian Lester, Rami Al-Rfou, and Noah Constant. The power of scale for parameter-efficient prompt tuning. *arXiv preprint arXiv:2104.08691*, 2021.
- [28] Quentin Lhoest, Albert Villanova del Moral, Yacine Jernite, Abhishek Thakur, Patrick von Platen, Suraj Patil, et al. Datasets: A community library for natural language processing. In *Proceedings of the 2021 Conference on Empirical Methods in Natural Language Processing: System Demonstrations*, pages 175–184, Online and Punta Cana, Dominican Republic, 2021. Association for Computational Linguistics.

- [29] Hongxia Li, Wei Huang, Jingya Wang, and Ye Shi. Global and local prompts cooperation via optimal transport for federated learning. *Proceedings of the IEEE/CVF Conference on Computer Vision and Pattern Recognition*, 2024.
- [30] Tian Li, Anit Kumar Sahu, Manzil Zaheer, Maziar Sanjabi, Ameet Talwalkar, and Virginia Smith. Federated optimization in heterogeneous networks. *Proceedings of Machine learning and systems*, 2:429–450, 2020.
- [31] Bill Yuchen Lin, Chaoyang He, Zihang Ze, Hulin Wang, Yufen Hua, Christophe Dupuy, Rahul Gupta, Mahdi Soltanolkotabi, Xiang Ren, and Salman Avestimehr. FedNLP: Benchmarking federated learning methods for natural language processing tasks. In *Findings of the Association for Computational Linguistics: NAACL 2022*, pages 157–175, Seattle, United States, 2022. Association for Computational Linguistics.
- [32] Wang Lu, HU Xixu, Jindong Wang, and Xing Xie. FedCLIP: fast generalization and personalization for CLIP in federated learning. In *ICLR 2023 Workshop on Trustworthy and Reliable Large-Scale Machine Learning Models*, 2023.
- [33] Yuning Lu, Jianzhuang Liu, Yonggang Zhang, Yajing Liu, and Xinmei Tian. Prompt distribution learning. In *Proceedings of the IEEE/CVF International Conference on Computer Vision*, 2022.
- [34] Subhransu Maji, Esa Rahtu, Juho Kannala, Matthew Blaschko, and Andrea Vedaldi. Fine-grained visual classification of aircraft. *arXiv preprint arXiv:1306.5151*, 2013.
- [35] Brendan McMahan, Eider Moore, Daniel Ramage, Seth Hampson, and Blaise Agueria y Arcas. Communication-efficient learning of deep networks from decentralized data. In *Artificial intelligence and statistics*, pages 1273–1282. PMLR, 2017.
- [36] Maria-Elena Nilsback and Andrew Zisserman. Automated flower classification over a large number of classes. In *2008 Sixth Indian conference on computer vision, graphics & image processing*, pages 722–729. IEEE, 2008.
- [37] Omkar M Parkhi, Andrea Vedaldi, Andrew Zisserman, and CV Jawahar. Cats and dogs. In *2012 IEEE conference on computer vision and pattern recognition*, pages 3498–3505. IEEE, 2012.
- [38] Adam Paszke, Sam Gross, Soumith Chintala, Gregory Chanan, Edward Yang, Zachary DeVito, Zeming Lin, Alban Desmaison, Luca Antiga, and Adam Lerer. Automatic differentiation in pytorch. 2017.
- [39] Xingchao Peng, Qinxun Bai, Xide Xia, Zijun Huang, Kate Saenko, and Bo Wang. Moment matching for multi-source domain adaptation. In *Proceedings of the IEEE/CVF international conference on computer vision*, pages 1406–1415, 2019.
- [40] Eugenia Politou, Efthimios Alepis, and Constantinos Patsakis. Forgetting personal data and revoking consent under the GDPR: Challenges and proposed solutions. *Journal of Cybersecurity*, 4(1), 2018.
- [41] Chen Qiu, Xingyu Li, Chaithanya Kumar Mummadi, Madan Ravi Ganesh, Zhenzhen Li, Lu Peng, and Wan-Yi Lin. Text-driven prompt generation for vision-language models in federated learning. In *The Twelfth International Conference on Learning Representations*, 2023.
- [42] Alec Radford, Jong Wook Kim, Chris Hallacy, Aditya Ramesh, Gabriel Goh, Sandhini Agarwal, Girish Sastry, Amanda Askell, Pamela Mishkin, Jack Clark, et al. Learning transferable visual models from natural language supervision. In *International conference on machine learning*, pages 8748–8763. PMLR, 2021.
- [43] Congzheng Song, Filip Granqvist, and Kunal Talwar. FLAIR: Federated learning annotated image repository. *Advances in Neural Information Processing Systems*, 35:37792–37805, 2022.
- [44] Khurram Soomro, Amir Roshan Zamir, and Mubarak Shah. UCF101: A dataset of 101 human actions classes from videos in the wild. *arXiv preprint arXiv:1212.0402*, 2012.
- [45] Jiahao Tan and Xinpeng Wang. FL-bench: A federated learning benchmark for solving image classification tasks.
- [46] Yue Tan, Guodong Long, Lu Liu, Tianyi Zhou, Qinghua Lu, Jing Jiang, and Chengqi Zhang. Fedproto: Federated prototype learning across heterogeneous clients. In *Proceedings of the AAAI Conference on Artificial Intelligence*, pages 8432–8440, 2022.
- [47] Ashish Vaswani, Noam Shazeer, Niki Parmar, Jakob Uszkoreit, Llion Jones, Aidan N Gomez, Łukasz Kaiser, and Illia Polosukhin. Attention is all you need. *Advances in neural information processing systems*, 30, 2017.
- [48] Ashish Vaswani, Noam Shazeer, Niki Parmar, Jakob Uszkoreit, Llion Jones, Aidan N Gomez, Łukasz Kaiser, and Illia Polosukhin. Attention is all you need. *Advances in neural information processing systems*, 30, 2017.
- [49] Paul Voigt and Axel Von dem Bussche. The EU general data protection regulation (GDPR). *A Practical Guide, 1st Ed., Cham: Springer International Publishing*, 10:3152676, 2017.
- [50] Haohan Wang, Songwei Ge, Zachary Lipton, and Eric P Xing. Learning robust global representations by penalizing local predictive power. *Advances in Neural Information Processing Systems*, 32, 2019.
- [51] Hongyi Wang, Mikhail Yurochkin, Yuekai Sun, Dimitris Papailiopoulos, and Yasaman Khazaeni. Federated learning with matched averaging. In *International Conference on Learning Representations*, 2019.
- [52] Zhen Wang, Weirui Kuang, Yuexiang Xie, Liuyi Yao, Yaliang Li, Bolin Ding, and Jingren Zhou. FederatedScope-GNN: Towards a unified, comprehensive and efficient package for federated graph learning. In *Proceedings of the 28th ACM SIGKDD Conference on Knowledge Discovery and Data Mining*, pages 4110–4120, 2022.
- [53] PTJ Wolters. The security of personal data under the GDPR: a harmonized duty or a shared responsibility? *International Data Privacy Law*, 7(3):165–178, 2017.

- [54] Jing Xu, Xu Luo, Xinglin Pan, Yanan Li, Wenjie Pei, and Zenglin Xu. Alleviating the sample selection bias in few-shot learning by removing projection to the centroid. *Advances in Neural Information Processing Systems*, 35:21073–21086, 2022.
- [55] Jian Xu, Xinyi Tong, and Shao-Lun Huang. Personalized federated learning with feature alignment and classifier collaboration. In *The Eleventh International Conference on Learning Representations*, 2022.
- [56] Shuo Yang, Songhua Wu, Tongliang Liu, and Min Xu. Bridging the gap between few-shot and many-shot learning via distribution calibration. *IEEE Transactions on Pattern Analysis and Machine Intelligence*, 44(12):9830–9843, 2021.
- [57] Hantao Yao, Rui Zhang, and Changsheng Xu. Visual-language prompt tuning with knowledge-guided context optimization. In *Proceedings of the IEEE/CVF Conference on Computer Vision and Pattern Recognition*, pages 6757–6767, 2023.
- [58] Nanyang Ye, Kaican Li, Haoyue Bai, Rumpeng Yu, Lanqing Hong, Fengwei Zhou, Zhenguo Li, and Jun Zhu. Ood-bench: Quantifying and understanding two dimensions of out-of-distribution generalization. In *Proceedings of the IEEE/CVF Conference on Computer Vision and Pattern Recognition*, pages 7947–7958, 2022.
- [59] Kaiyang Zhou, Jingkang Yang, Chen Change Loy, and Ziwei Liu. Conditional prompt learning for vision-language models. In *Proceedings of the IEEE/CVF International Conference on Computer Vision*, 2022.
- [60] Kaiyang Zhou, Jingkang Yang, Chen Change Loy, and Ziwei Liu. Learning to prompt for vision-language models. *International Journal of Computer Vision*, 130(9):2337–2348, 2022.
- [61] Beier Zhu, Yulei Niu, Yucheng Han, Yue Wu, and Hanwang Zhang. Prompt-aligned gradient for prompt tuning. In *Proceedings of the IEEE/CVF International Conference on Computer Vision*, pages 15659–15669, 2023.

## A Datasets

We evaluated federated prompt learning methods on 12 datasets, including generic image recognition, fine-grained image recognition and domain generalization tasks. These datasets are prevalent in the FL and prompt learning literature, covering a wide range of scales, domains and partitions. For the detailed experimental setup steps of these datasets, please refer to the instructions from our project page. Below, we briefly summarize these datasets.

### A.1 Generic Image Recognition

For generic image recognition, we considered the following three datasets.

- The **Caltech-101** [12] contains 9,146 images divided into 101 distinct object categories, along with a background category. Each object category has between 40 to 800 images, with most categories having around 50 images. The images are of variable sizes and depict objects in various poses and viewpoints against different backgrounds.
- The **ImageNet** dataset [9] we used in our experiments contains over 1.2 million labeled images spread across 1,000 categories.
- The **Tiny-ImageNet** dataset is a downsized variant of the ImageNet dataset. It consists of 200 distinct classes, each containing 500 training images, 50 validation images, and 50 test images, summing up to 100,000 images in total.

### A.2 Fine-grained Image Recognition

For fine-grained image recognition, we evaluated 7 datasets:

- The **Describable Textures Dataset (DTD)** [7] is a collection of images specifically designed for studying texture recognition task. It contains 5,640 images categorized into 47 classes, each representing a distinct texture described by human-centric attributes like “bumpy,” “striped,” or “polka-dotted.” Each class includes 120 images sourced from diverse environments, ensuring variability in appearance. The DTD is commonly used to develop and evaluate algorithms for recognizing and classifying textures based on their describable properties.
- The **FGVC Aircraft** dataset [34] is a specialized collection of images aimed at fine-grained visual classification of aircraft models. It includes 10,000 images of aircraft, encompassing 100 different aircraft model variants. Each image is annotated with detailed information such as aircraft type, variant, and manufacturer. This dataset is used to develop and evaluate algorithms that can distinguish between visually similar aircraft models, making it valuable for applications requiring precise classification within a narrowly defined category.

- The **Food-101** dataset [3] is a collection of images designed for food recognition tasks in computer vision. It contains 101 categories of food, with each category represented by 1,000 images, totaling 101,000 images. The images are split into a training set of 75,750 images and a test set of 25,250 images. This dataset is used to develop and test algorithms that can accurately identify different types of food, making it useful for applications in dietary tracking, culinary automation, and food-related research.
- The **Oxford Pets** dataset [37] is a collection of images for the fine-grained classification and segmentation of pet breeds. It includes 37 categories, encompassing different breeds of cats and dogs, with roughly 200 images per category. Each image is annotated with breed labels and additional information like pixel-level segmentation masks. This dataset is used to develop and evaluate algorithms for pet breed identification and object segmentation.
- The **Oxford Flowers** dataset [1] is a collection of images designed for flower classification tasks. It comprises 102 flower categories, with each category containing between 40 and 258 images, totaling 8,189 images. The images are annotated with class labels, making the dataset suitable for automated botanical identification.
- **Stanford Cars** [25] includes 16,185 images of 196 car models, covering a variety of makers, models, and years. The dataset is divided into 8,144 training images and 8,041 testing images.
- **UCF Action Recognition** dataset [44] is a widely used dataset for action recognition in videos. It consists of thousands of video clips collected from YouTube across 101 action categories, such as walking, running, and jumping. In our experiments, we use the static frames of each action for prompt learning, and evaluate the model performance on a disjoint test set.

### A.3 Domain Generalization

To evaluate the domain generalization ability of these algorithms, we optimize the prompt on ImageNet and further evaluate the obtained model on three datasets with domain shifts:

- The **ImageNet-A(dvrsarial)** dataset [18] introduces 7,500 *testing* images for 200 ImageNet classes. It contains real-world, unmodified, and naturally occurring examples that can significantly degrade the performance of machine learning models.
- The **ImageNet-R(endition)** dataset [17] consists of the renditions of ImageNet images such as art, cartoons and graffiti. It contains 200 ImageNet classes, with each class 150 images, resulting in total 30,000 images.
- The **ImageNet-S(ketch)** dataset [50] comprises 50,889 images, with about 50 images corresponding to each of the 1,000 ImageNet classes. These images are obtained through Google Image searches using the query "sketch of a <class>". The search is restricted to the "black and white" color scheme. Initially, 100 images are queried for each class, followed by manual curation to remove irrelevant and similar images. In cases where fewer than 50 images remain after cleaning, the dataset is augmented through image flipping and rotation.

As ImageNet-A and ImageNet-R contain only a fractional of classes from the original ImageNet dataset, we curated a subset of ImageNet that contains the images belonging to the 200 classes of training data. For ImageNet-S dataset, we use all 1,000 classes of ImageNet as the training data. Examples of these datasets are shown in Figure 4.

## B Training Details

### B.1 Models

To align with previous works [14], we adapt the pretrained models from CLIP [42] to federated prompt learning. Specifically, we use a ResNet-50 model as the image feature encoder and a Transformer [47] model with 63 million parameters and 8 attention heads as the textual feature encoder. We freeze the weights of image and text encoders and only tune the learnable prompt for *text input*.

### B.2 Data Heterogeneity

#### B.2.1 Feature-Shift Data Heterogeneity

In a FL system, the participating clients may collect data from distinct domains. This introduces the training-time feature shift data heterogeneity that could hinder the generalization of obtained models. In light of this, we evaluate the resilience of federated prompt learning algorithms under such data heterogeneity in addition to label distribution data heterogeneity. We use the **DomainNet** [39] dataset consisting of six domains, each representing a distinct visual domain




Figure 4: Example images sampled from ImageNet-A, ImageNet-R, and ImageNet-S.

such as **Clipart**, **Painting**, **Real**, **Quickdraw**, **Infograph**, and **Sketch**. Figure 5 exemplifies the images sampled from these domains. For each domain, we assign the training data to two clients, resulting in 12 clients with each client only possessing training data from a single domain.



Figure 5: An illustration of images sampled from DomainNet [39]<sup>3</sup>.

### B.2.2 Class-Shift Data Heterogeneity

We adopt two **data partition strategies** for local clients, *i.e.*, the IID and non-IID, according to FL scenarios or metrics we evaluated:

<sup>3</sup><https://ai.bu.edu/M3SDA/>.

- The **IID** dataset partition is only applied to evaluate the fewshot generalization performance of global models. Concretely, we assign each client equal training samples of each class based on the number of shots to evaluate the performance under limited training data.
- The **non-IID** dataset partition is applied to evaluate the performance of methods under label distribution data heterogeneity. We take the partition strategy from [51] to simulate heterogeneous data partition based on a Dirichlet distribution controlled by a concentration parameter  $\alpha$ . A smaller  $\alpha$  indicates more aggressive data heterogeneity, while an infinitely large  $\alpha$  degenerates to the *i.i.d.* data partition. We set  $\alpha = 0.1$  by default in all experiments unless otherwise stated. To partition the original training data for multiple clients, we first subsample a smaller balanced dataset from the original training set, and then apply the Dirichlet data partition. For all experiments, we subsample 8 images for each class to construct the dataset for partition except for few-shot experiments mentioned above. Besides, we set 16 images for each class for partial participation scenarios.

Notably, the experimental setting on evaluating DomainNet introduces additional feature shift data heterogeneity raised by domain-specific features on each client. This can be considered as an extension on the non-*i.i.d.* data partition with domain heterogeneity.

### B.3 Methods

We consider PromptFL [14] and FedOTP [29] as two baselines of federated prompt learning. For more comprehensive comparison, we also include centralized methods, such as CoCoOp, PLOT, ProDA, ProGrad, Prompt-SRC and KgCoOp. All centralized methods are implemented for local client training and combined with FedAvg [35] for global aggregation. The evaluation helps to understand the properties of existing prompt learning methods under a broad range of evaluation metrics for federated training. This also conveys insights of the appropriate application scenarios of each method under federation.

Below we make a brief introduction of federated learning methods:

- **PromptFL** [14] is a simple yet effective federated prompt learning method that can be viewed as a federated variant of CoOp [60] with FedAvg [35] for global aggregation. PromptFL only communicates the shared soft prompts instead of a shared global model as in conventional FL. This drastically reduces the communication cost of FL.
- **FedOTP**<sup>4</sup> [29] extends upon the PLOT [6] and designs a novel optimization scheme for imbalanced optimal transport. It also proposes to learn both local and global aligned representation for better generalization. The FedOTP is originally designed for personalized FL, to evaluate its performance on generic FL, we make a small alteration to allow all local prompt parameters to be communicated and updated.

In addition, here are the original centralized prompt learning methods that we adapt to the federated setting:

- **CoCoOp**<sup>5</sup> [59] addresses the base and novel generalization dilemma of prompt learning by introducing conditional inference. It optimizes an additional meta-net to deliver the image features for complementing the domain specific information during inference, which alleviates the over-fitting issue of the CoOp [60].
- **PLOT**<sup>6</sup> [6] introduces optimal transport to match the image and textual features. This benefits the distribution alignment of cross-modality features to reduce the modality gaps.
- **ProDA**<sup>7</sup> [33] proposes a optimization framework to learn a Gaussian distribution over possible prompts rather than relying on a single static prompt. It also prompts the diversity of prompt sets by introducing a orthogonality regularization loss term.
- **ProGrad**<sup>8</sup> [61] updates the prompt with aligned gradient (or non-conflicting) to the general knowledge which is achieved by regularizing gradient update with tailored prompts for domain-specific dataset.
- **KgCoOp**<sup>9</sup> [57] is a concurrent work that also introduces tailored prompts for each dataset as an anti-overfitting technique for guiding the prompt optimization. This reduces the discrepancy between the textual features

<sup>4</sup><https://github.com/HongxiaLee/FedOTP>.

<sup>5</sup><https://github.com/KaiyangZhou/CoOp>.

<sup>6</sup><https://github.com/CHENGY12/PLOT>.

<sup>7</sup><https://github.com/bbbdylan/proda> (unofficial).

<sup>8</sup><https://github.com/BeierZhu/Prompt-align>.

<sup>9</sup><https://github.com/htyao89/KgCoOp>.



produced by learnable prompts and the hand-crafted prompts, enhancing the generalization ability for unseen classes.

- **SRC**<sup>10</sup> [24] regularizes the prompt learning with the predictions of the frozen model, multiple prompts over the training trajectory and textual diversity from different prompt templates. It reduces the catastrophic forgetting of generalizable knowledge from the pretrained CLIP models.

To unify the experimental settings for fair and faithful results, we adapt the official public code implementation of these centralized methods into our FL framework with minimal alterations such as renaming the arguments. For methods that lacked public code, we either re-implement their algorithms or port the unofficial code with careful scrutinizing of the algorithmic details to ensure alignment with original papers. We will continuously include more federated prompt learning methods into FLIP.

## B.4 Hyperparameters

We use the standard SGD optimizer with initial learning rate 0.002, momentum 0.9, and a cosine learning rate decay scheduler to guarantee the sufficient convergence of each method. We set the batch size as 16, global communication rounds 50 and the local training epoch 1. For each run, we use *random* prompt initialization without prompt position augmentation when constructing the entire prompt with prefix, class name and suffix. The input images is resized to  $240 \times 240$  then cropped with size  $224 \times 224$  to match the input image size of CLIP [42] image encoder, followed by random horizontal flipping and normalization with mean and variance calculated on the entire dataset. For each experiments, we conduct 3 independent runs with different random seeds and report the mean and standard variance of accuracy on test set.

## C Additional Results

### C.1 Centralized setting

In Table 7, we report the training accuracy values of prompt learning methods under the centralized setting. *With the initialization of the pretrained models, there is only a slender margin between centralized and federated settings.* We speculate the underlying reason is that rich features from the pretrained models significantly reduce the potential gradient conflict among client updates. This observation holds the promise of closing the gap between centralized and federated training, motivating practical and efficient algorithms that specifically seek out better generalization with pretrained vision-language models.

Table 7: **Comparison of training accuracy (%) of prompt learning methods under the centralized (i.e. non-FL) setting.** We report the mean  $\pm$  standard deviation over 3 runs.

Centralized	Caltech	DTD	Aircraft	Food	Cars	Flowers	Pets	UCF
<b>ZS-CLIP</b>	86.0	41.7	16.6	77.9	55.5	65.3	85.7	61.5
<b>CoOp</b>	91.5 $\pm$ 0.8	58.1 $\pm$ 1.0	23.5 $\pm$ 0.8	79.3 $\pm$ 0.3	63.0 $\pm$ 0.2	86.4 $\pm$ 0.1	89.3 $\pm$ 0.5	70.7 $\pm$ 0.3
<b>CoCoOp</b>	91.9 $\pm$ 0.2	57.2 $\pm$ 1.0	19.1 $\pm$ 1.4	79.4 $\pm$ 0.5	62.7 $\pm$ 0.2	79.9 $\pm$ 1.5	88.9 $\pm$ 0.2	68.7 $\pm$ 1.5
<b>PLOT</b>	91.7 $\pm$ 0.3	58.8 $\pm$ 0.4	23.4 $\pm$ 0.8	78.3 $\pm$ 0.1	62.4 $\pm$ 0.6	86.1 $\pm$ 0.2	89.6 $\pm$ 0.3	71.0 $\pm$ 0.1
<b>ProDA</b>	91.8 $\pm$ 0.3	57.0 $\pm$ 0.8	22.8 $\pm$ 0.2	79.0 $\pm$ 0.2	63.6 $\pm$ 0.6	88.6 $\pm$ 0.7	89.0 $\pm$ 0.2	70.9 $\pm$ 0.5
<b>ProGrad</b>	91.2 $\pm$ 0.3	57.8 $\pm$ 1.0	21.7 $\pm$ 1.3	79.4 $\pm$ 0.1	63.3 $\pm$ 0.1	87.9 $\pm$ 0.3	89.1 $\pm$ 1.2	70.1 $\pm$ 0.9
<b>PromptSRC</b>	92.2 $\pm$ 0.1	57.9 $\pm$ 1.6	22.7 $\pm$ 0.2	78.9 $\pm$ 0.1	63.5 $\pm$ 0.2	84.2 $\pm$ 3.2	89.4 $\pm$ 0.1	71.5 $\pm$ 0.3
<b>KgCoOp</b>	91.8 $\pm$ 0.2	58.6 $\pm$ 0.5	23.8 $\pm$ 0.1	79.5 $\pm$ 0.3	64.3 $\pm$ 0.6	84.3 $\pm$ 2.0	89.6 $\pm$ 0.7	71.3 $\pm$ 0.7

### C.2 Feature-Shift Data Heterogeneity

Table 8 illustrates the evaluation under feature shift data heterogeneity among clients. Unlike convention classification tasks, this scenarios raise additional challenges for handling data heterogeneity from diverse domains. It can be observed that on all domains the accuracy improvements over the CLIP baseline after collaborative training, are not as signification as federated prompt learning from a regular dataset without such domain gaps Table 1. Note that all methods fail to generalize on the **Quickdraw** dataset because this dataset contains abstract images that is very challenging even for human recognition.

<sup>10</sup><https://github.com/muzairkhattak/PromptSRC>.

Table 8: **Comparison of domain-specific accuracy (%) under feature shifts data heterogeneity.** The Avg. column denotes a weighted average of the accuracies of all domains based on their corresponding image counts.

Feature Shift	Clipart	Infograph	Painting	Quickdraw	Real	Sketch	Avg.	#
CLIP	54.8	40.9	48.8	6.0	77.7	49.3	44.6	-
PromptFL	59.6±0.2	45.6±0.3	53.7±0.3	8.9±0.1	79.8±0.1	<b>54.2±0.2</b>	<u>48.1±0.1</u>	-
FedOTP	58.4±0.2	45.2±0.1	53.4±0.2	<u>9.0±0.1</u>	79.2±0.1	53.2±0.1	47.7±0.1	1
<i>f</i> -CoCoOp	<b>60.0±0.1</b>	<b>46.1±0.2</b>	53.0±0.3	<b>9.1±0.2</b>	79.8±0.2	<b>54.2±0.2</b>	<u>48.1±0.2</u>	<b>5</b>
<i>f</i> -PLOT	58.5±0.3	44.8±0.2	53.0±0.1	<u>9.0±0.4</u>	79.2±0.1	53.3±0.1	47.6±0.1	1
<i>f</i> -ProDA	59.5±0.2	45.6±0.1	<b>53.8±0.2</b>	<u>9.0±0.2</u>	79.6±0.1	54.0±0.3	48.0±0.1	3
<i>f</i> -ProGrad	58.8±0.2	44.5±0.2	52.5±0.1	7.5±0.2	80.0±0.1	53.0±0.0	47.3±0.1	1
<i>f</i> -SRC	59.0±0.1	44.6±0.4	52.6±0.1	7.8±0.1	79.7±0.1	52.9±0.1	47.3±0.1	0
<i>f</i> -KgCoOp	<u>59.9±0.1</u>	<u>45.9±0.2</u>	53.6±0.1	8.8±0.1	<b>80.2±0.1</b>	<u>54.1±0.1</u>	<b>48.2±0.0</b>	<b>4</b>

Table 9: Comparing the **cross-domain performance** of federated prompt learning methods. Here, the source domain is ImageNet (IN), and the target domains are ImageNet-A(dversarial), -R(ention), and -S(ketch), respectively denoted as IN-A, IN-R, IN-S.

Cross-domain $\alpha_{IN \rightarrow \cdot}$	IN-A	IN-R	IN-S	Avg.	#
CLIP	21.7	56.1	33.4	37.1	-
PromptFL	<b>24.9±0.4</b>	58.2±0.3	35.6±0.6	39.6	-
FedOTP	23.8±0.3	58.3±0.8	35.2±0.4	39.1	<u>1</u>
<i>f</i> -CoCoOp	24.0±0.6	<b>59.8±1.1</b>	<b>36.0±1.0</b>	<b>39.9</b>	<b>2</b>
<i>f</i> -PLOT	23.8±0.7	57.5±0.3	34.6±0.6	38.6	0
<i>f</i> -ProDA	<u>24.7±1.7</u>	58.3±0.6	35.6±0.8	39.5	<u>1</u>
<i>f</i> -ProGrad	23.5±1.1	58.3±0.5	35.5±1.2	39.1	<u>1</u>
<i>f</i> -SRC	24.0±0.7	58.7±0.9	35.1±0.5	39.3	<u>1</u>
<i>f</i> -KgCoOp	<u>24.7±1.2</u>	<u>58.7±1.4</u>	<u>35.9±0.7</u>	<u>39.8</u>	<b>2</b>

### C.3 Cross-domain Generalization

In Table 9, we evaluated the cross domain generalization by training the clients on ImageNet and evaluating the performance of the produced global model on test sets that present domain shift, including ImageNet-A, ImageNet-R, and ImageNet-S. On this challenging task, *f*-CoCoOp and *f*-KgCoOp, give best results on a majority of datasets. *f*-CoCoOp introduces test-time image features to generate the prompt. This reduce the domain gap between training and testing images. *f*-KgCoOp leverages diverse prompt templates for self-regularization to maintain the performance under domain shift. This could be credited to the rich semantic clues resilient to diverse domain shifts in these predefined prompt templates.

Remarkably, we reveal that even CLIP models are pretrained with rich features from large-scale data, generalization on dataset with large domain shifts is still challenging for all methods. For instance, on the ImageNet-A and ImageNet-S datasets, all federated prompt learning methods can only achieve relatively low accuracy (around 20% to 35%) compared with the original ImageNet testing accuracy (73.3%). While this may hint at the lack of pretraining of CLIP on sketch and adversarial images, it also necessitates future research endeavors for improving the generalization ability and robustness of these federated prompt learning methods.

### C.4 Cost-performance Trade-offs

Tables 10 and 11 present the communication and performance trade-off by changing the number of prompts or prompt context token length.

### C.5 Evaluation on Transformer Image Encoder

In Tables 12 to 14, we respectively report the global, personal and base-to-novel accuracy metrics for the ViT-B/16 image encoder, following the evaluation protocols used in Tables 1 to 3. To sum up, these results show a similar trend on those of ResNet-50, and the ViT-B/16 in most experiments delivers better results than the ResNet-50 image encoder.

Table 10: **Trade-offs between accuracy (%) and the number of communicated parameters (in millions) under different number of prompts on Caltech.** Here, we sweep the number of prompts with  $\{1, 2, 4\}$  while keeping the number of prompt tokens fixed at 4.

Number of Prompts	<b>1</b>		<b>2</b>		<b>4</b>		Avg.	#
	Accuracy	Cost	Accuracy	Cost	Accuracy	Cost		
PromptFL	91.5±0.5	2.05	91.4±0.4	4.10	91.7±0.0	8.19	91.6	-
FedOTP	<u>91.8±0.1</u>	4.10	<u>91.8±0.5</u>	8.19	<u>91.9±0.3</u>	16.38	<u>91.8</u>	<b>3</b>
<i>f</i> -CoCoOp	91.7±0.3	100.93	91.3±0.3	102.98	91.7±0.0	107.07	91.5	1
<i>f</i> -PLOT	91.6±0.3	2.05	91.2±0.3	4.10	91.4±0.2	8.19	91.4	1
<i>f</i> -ProDA	91.6±0.3	4.10	91.1±0.1	8.19	91.7±0.1	16.38	91.5	1
<i>f</i> -ProGrad	90.7±0.2	2.05	91.1±0.1	4.10	91.4±0.1	8.19	91.1	0
<i>f</i> -SRC	<b>92.0±0.8</b>	2.05	<b>92.0±0.3</b>	4.10	<b>92.1±0.1</b>	8.19	<b>92.0</b>	<b>3</b>
<i>f</i> -KgCoOp	<u>91.8±0.2</u>	2.05	91.4±0.2	4.10	<u>91.9±0.2</u>	8.19	91.7	<u>2</u>

Table 11: **Trade-offs between accuracy (%) and the number of communicated parameters (in millions) under different number of prompt tokens on Caltech.** Here, we sweep the number of tokens with  $\{4, 8, 16\}$  while keeping the number of prompts fixed at 1.

Number of Tokens	<b>4</b>		<b>8</b>		<b>16</b>		Avg.	#
	Accuracy	Cost	Accuracy	Cost	Accuracy	Cost		
PromptFL	91.5±0.5	2.05	91.0±0.6	4.10	91.7±0.2	8.19	91.4	-
FedOTP	<u>91.8±0.1</u>	4.10	<u>91.8±0.2</u>	8.19	<u>92.0±0.3</u>	16.38	<u>91.8</u>	<b>3</b>
<i>f</i> -CoCoOp	91.7±0.3	100.93	91.6±0.9	102.98	91.8±0.2	107.07	91.7	<b>3</b>
<i>f</i> -PLOT	91.6±0.3	2.05	91.4±0.3	4.10	91.7±0.0	8.19	91.6	<u>2</u>
<i>f</i> -ProDA	91.6±0.3	4.10	91.5±0.6	8.19	91.8±0.2	16.38	91.6	<b>3</b>
<i>f</i> -ProGrad	90.7±0.2	2.05	91.0±0.3	4.10	91.6±0.1	8.19	91.1	1
<i>f</i> -SRC	<b>92.0±0.8</b>	2.05	<b>92.1±0.3</b>	4.10	<b>92.2±0.1</b>	8.19	<b>92.1</b>	<b>3</b>
<i>f</i> -KgCoOp	<u>91.8±0.2</u>	2.05	91.2±0.4	4.10	91.4±0.0	8.19	91.5	<u>2</u>

## D Discussion

### D.1 Implementation Details

**Environments** We implement all evaluated methods with PyTorch [38] of version 2.1.0. We try to minimize the number of packages used in our code framework, and setting up the environment only requires minutes. To alleviate computational burden, we applied the automatic mixed precision (AMP) training<sup>11</sup>, which leverages the 16-bit floating point format to reduce GPU memory consumption and computation cost.

**Code Framework** To date, there still lacks a comprehensive and reliable evaluation of federated prompt learning algorithms for vision tasks. Zhou *et al.* [59] established the first seminal library for *centralized* prompt learning, which is later reused by a line of subsequent works. However, this library is not tailored for *federated learning*. Namely, it poses additional challenges to incorporate various federated algorithms with existing prompt learning techniques in a flexible and scalable way.

To close this gap, we release the first framework with large-scale evaluations to push the frontier of federated prompt learning. To harvest the rapid progress from federated learning and prompt learning literature, we decouple the design of the federated learning and prompt learning modules, making it easier to integrate the progress from both research fields in a scalable and efficient way. We simplify and unify the interface of data-loading to achieve better adaptation of new datasets and also make it readily available for users to adapt to their customized datasets for new tasks with minimal modification. We plan to actively support more applications beyond the evaluated image classification tasks.

<sup>11</sup><https://pytorch.org/docs/stable/amp.html>.

Table 12: Comparison of shared global model accuracy  $\alpha_g$  (%) of federated prompt learning methods with a ViT-B/16 image encoder. Results are reported in a similar style as Table 1.

Global $\alpha_g$	Caltech	DTD	Aircraft	Food	Cars	Flowers	Pets	UCF	Avg.	#
<b>ZS-CLIP</b>	93.5 $\pm$ 0.0	45.0 $\pm$ 0.0	24.3 $\pm$ 0.0	85.5 $\pm$ 0.0	65.6 $\pm$ 0.0	68.0 $\pm$ 0.0	89.2 $\pm$ 0.0	67.5 $\pm$ 0.0	67.3	-
<b>PromptFL</b>	95.5 $\pm$ 0.1	59.6 $\pm$ 0.7	31.2 $\pm$ 0.3	86.8 $\pm$ 0.1	70.2 $\pm$ 1.3	<b>86.2</b> $\pm$ 1.7	92.4 $\pm$ 0.2	<b>77.5</b> $\pm$ 0.6	74.9	-
<b>FedOTP</b>	<b>95.6</b> $\pm$ 0.1	<b>60.6</b> $\pm$ 0.7	<b>32.4</b> $\pm$ 0.6	<u>86.9</u> $\pm$ 0.2	<u>70.6</u> $\pm$ 0.5	85.6 $\pm$ 0.3	92.2 $\pm$ 0.5	76.6 $\pm$ 0.6	<b>75.1</b>	5
<i>f</i> -CoCoOp	<b>95.6</b> $\pm$ 0.2	57.7 $\pm$ 1.0	31.0 $\pm$ 0.6	86.6 $\pm$ 0.2	68.5 $\pm$ 0.3	81.6 $\pm$ 0.8	92.4 $\pm$ 0.7	74.5 $\pm$ 0.5	73.5	1
<i>f</i> -PLOT	95.4 $\pm$ 0.2	59.6 $\pm$ 0.9	31.3 $\pm$ 0.4	86.5 $\pm$ 0.1	70.1 $\pm$ 1.3	<b>85.8</b> $\pm$ 2.2	92.4 $\pm$ 0.2	<b>77.5</b> $\pm$ 0.3	74.8	3
<i>f</i> -ProDA	95.4 $\pm$ 0.2	58.6 $\pm$ 1.0	31.3 $\pm$ 0.8	86.6 $\pm$ 0.1	<b>70.8</b> $\pm$ 1.2	84.7 $\pm$ 0.4	<u>92.5</u> $\pm$ 0.2	<u>77.0</u> $\pm$ 0.5	74.6	3
<i>f</i> -ProGrad	95.2 $\pm$ 0.1	56.5 $\pm$ 0.4	30.0 $\pm$ 0.4	<b>87.1</b> $\pm$ 0.1	69.3 $\pm$ 0.1	81.3 $\pm$ 1.4	<b>92.6</b> $\pm$ 0.3	75.4 $\pm$ 0.5	73.4	2
<i>f</i> -PromptSRC	94.0 $\pm$ 0.5	58.1 $\pm$ 0.3	31.4 $\pm$ 0.2	86.8 $\pm$ 0.1	70.3 $\pm$ 0.2	85.3 $\pm$ 0.6	<u>92.5</u> $\pm$ 0.2	75.1 $\pm$ 0.1	74.2	3
<i>f</i> -KgCoOp	95.4 $\pm$ 0.1	59.4 $\pm$ 0.6	<u>31.6</u> $\pm$ 0.5	<u>86.9</u> $\pm$ 0.0	70.2 $\pm$ 1.0	83.7 $\pm$ 1.5	<u>92.5</u> $\pm$ 0.4	76.7 $\pm$ 0.2	74.6	4

Table 13: Comparison of personal model accuracy  $\alpha_p$  (%) of federated prompt learning methods on various datasets with a ViT-B/16 image encoder.

Personal $\alpha_p$	Caltech	DTD	Aircraft	Food	Cars	Flowers	Pets	UCF	Avg.	#
<b>ZS-CLIP</b>	93.5 $\pm$ 0.0	45.0 $\pm$ 0.0	24.3 $\pm$ 0.0	85.5 $\pm$ 0.0	65.6 $\pm$ 0.0	68.0 $\pm$ 0.0	89.2 $\pm$ 0.0	67.5 $\pm$ 0.0	67.3	-
<b>PromptFL</b>	95.7 $\pm$ 0.4	<u>73.3</u> $\pm$ 0.6	43.6 $\pm$ 0.5	<u>89.1</u> $\pm$ 0.6	76.7 $\pm$ 1.3	88.5 $\pm$ 1.0	92.8 $\pm$ 1.1	82.5 $\pm$ 0.6	80.3	-
<b>FedOTP</b>	<b>96.2</b> $\pm$ 0.5	<b>75.2</b> $\pm$ 2.2	<b>46.8</b> $\pm$ 1.1	<b>90.1</b> $\pm$ 0.9	<b>77.7</b> $\pm$ 1.8	<b>91.6</b> $\pm$ 0.2	<u>93.1</u> $\pm$ 0.7	<b>84.2</b> $\pm$ 1.5	<b>81.9</b>	<b>8</b>
<i>f</i> -CoCoOp	<u>95.8</u> $\pm$ 0.5	72.2 $\pm$ 1.7	<u>45.9</u> $\pm$ 0.1	<b>90.1</b> $\pm$ 0.8	75.8 $\pm$ 0.6	88.1 $\pm$ 0.6	<b>93.9</b> $\pm$ 0.7	<u>82.7</u> $\pm$ 1.1	80.6	5
<i>f</i> -PLOT	<u>95.8</u> $\pm$ 0.3	71.5 $\pm$ 0.3	44.3 $\pm$ 1.0	88.7 $\pm$ 0.4	76.8 $\pm$ 1.3	88.8 $\pm$ 1.8	92.9 $\pm$ 1.2	82.0 $\pm$ 1.2	80.1	<u>5</u>
<i>f</i> -ProDA	<u>95.8</u> $\pm$ 0.4	70.3 $\pm$ 1.1	43.3 $\pm$ 1.4	88.7 $\pm$ 0.4	<u>76.9</u> $\pm$ 1.7	<u>89.1</u> $\pm$ 2.0	92.9 $\pm$ 0.5	82.0 $\pm$ 0.6	79.9	4
<i>f</i> -ProGrad	95.1 $\pm$ 0.3	70.2 $\pm$ 0.7	44.4 $\pm$ 1.2	88.9 $\pm$ 0.6	75.9 $\pm$ 1.0	87.3 $\pm$ 1.5	92.3 $\pm$ 1.0	81.5 $\pm$ 0.8	79.5	1
<i>f</i> -PromptSRC	94.8 $\pm$ 0.5	71.2 $\pm$ 1.4	44.2 $\pm$ 0.8	88.4 $\pm$ 0.8	76.8 $\pm$ 0.7	88.0 $\pm$ 0.9	92.7 $\pm$ 1.4	82.4 $\pm$ 0.8	79.8	2
<i>f</i> -KgCoOp	95.5 $\pm$ 0.2	71.4 $\pm$ 1.4	40.4 $\pm$ 0.7	88.7 $\pm$ 1.0	75.3 $\pm$ 1.3	88.0 $\pm$ 1.1	92.2 $\pm$ 0.7	81.2 $\pm$ 1.8	79.1	0

Table 14: Comparison of base and novel class accuracy (%) of federated prompt learning methods with a ViT-B/16 image encoder. Evaluation follows Table 3 except the use of a ViT-B/16 image encoder.

Metric	Caltech			Aircraft			Cars			Flowers			Avg.			#
	$\alpha_b$	$\alpha_n$	$\alpha_h$	$\alpha_b$	$\alpha_n$	$\alpha_h$	$\alpha_b$	$\alpha_n$	$\alpha_h$	$\alpha_b$	$\alpha_n$	$\alpha_h$	$\alpha_b$	$\alpha_n$	$\alpha_h$	
<b>ZS-CLIP</b>	95.6	95.5	95.5	29.5	34.1	31.6	67.1	76.5	71.5	81.6	68.0	74.2	68.4	68.5	68.2	-
<b>PromptFL</b>	96.6 $\pm$ 0.3	95.6 $\pm$ 0.4	96.1 $\pm$ 0.3	32.2 $\pm$ 1.2	34.6 $\pm$ 1.0	33.4 $\pm$ 1.1	73.2 $\pm$ 0.8	74.9 $\pm$ 0.8	74.0 $\pm$ 0.3	87.4 $\pm$ 0.1	69.1 $\pm$ 1.1	77.2 $\pm$ 0.7	72.4	68.5	70.2	-
<b>FedOTP</b>	97.3 $\pm$ 0.2	95.4 $\pm$ 0.8	<u>96.3</u> $\pm$ 0.4	32.5 $\pm$ 1.8	34.7 $\pm$ 2.2	33.5 $\pm$ 0.5	72.1 $\pm$ 0.3	74.5 $\pm$ 0.1	73.3 $\pm$ 0.1	86.5 $\pm$ 2.5	70.5 $\pm$ 0.8	77.6 $\pm$ 0.6	72.1	68.8	70.2	<u>3</u>
<i>f</i> -CoCoOp	96.5 $\pm$ 0.2	96.0 $\pm$ 0.6	96.2 $\pm$ 0.3	30.4 $\pm$ 2.6	35.8 $\pm$ 1.0	32.9 $\pm$ 2.6	71.7 $\pm$ 0.4	75.3 $\pm$ 0.3	73.5 $\pm$ 0.4	84.0 $\pm$ 1.5	72.1 $\pm$ 1.0	77.6 $\pm$ 0.2	69.7	67.3	68.1	2
<i>f</i> -PLOT	96.5 $\pm$ 0.4	95.7 $\pm$ 0.3	96.1 $\pm$ 0.3	32.7 $\pm$ 0.8	34.7 $\pm$ 0.7	<u>33.7</u> $\pm$ 0.8	71.7 $\pm$ 0.0	76.2 $\pm$ 0.0	73.9 $\pm$ 0.0	88.4 $\pm$ 4.3	68.6 $\pm$ 2.5	77.2 $\pm$ 1.2	54.4	49.8	51.7	2
<i>f</i> -ProDA	96.7 $\pm$ 0.4	95.1 $\pm$ 1.1	95.9 $\pm$ 0.6	31.7 $\pm$ 1.1	35.7 $\pm$ 1.1	33.5 $\pm$ 0.8	72.6 $\pm$ 0.6	74.7 $\pm$ 0.5	73.6 $\pm$ 0.1	86.0 $\pm$ 2.5	70.3 $\pm$ 1.5	77.3 $\pm$ 0.7	71.7	69.0	70.1	2
<i>f</i> -ProGrad	96.8 $\pm$ 0.3	96.2 $\pm$ 0.4	<b>96.5</b> $\pm$ 0.4	32.4 $\pm$ 0.5	34.4 $\pm$ 1.2	33.4 $\pm$ 0.8	72.0 $\pm$ 0.5	76.5 $\pm$ 0.6	74.2 $\pm$ 0.1	86.6 $\pm$ 2.0	70.3 $\pm$ 0.8	77.6 $\pm$ 0.7	72.0	69.4	70.4	<b>4</b>
<i>f</i> -SRC	96.7 $\pm$ 0.1	95.8 $\pm$ 0.2	96.2 $\pm$ 0.0	32.2 $\pm$ 1.0	35.5 $\pm$ 0.8	<b>33.8</b> $\pm$ 0.7	72.4 $\pm$ 0.3	77.0 $\pm$ 0.2	<b>74.6</b> $\pm$ 0.1	86.4 $\pm$ 0.5	73.4 $\pm$ 0.5	<b>79.4</b> $\pm$ 0.5	71.9	70.4	<b>71.0</b>	<b>4</b>
<i>f</i> -KgCoOp	96.7 $\pm$ 0.6	96.0 $\pm$ 0.2	<u>96.3</u> $\pm$ 0.3	33.4 $\pm$ 0.5	34.3 $\pm$ 1.0	<b>33.8</b> $\pm$ 0.6	72.9 $\pm$ 1.0	75.9 $\pm$ 0.2	<u>74.3</u> $\pm$ 0.5	88.0 $\pm$ 2.1	70.6 $\pm$ 0.4	<u>78.3</u> $\pm$ 0.7	72.8	69.2	70.7	<b>4</b>

## D.2 Computational Resources

The experiments are conducted on a cluster consisting of multiple servers equipped with NVIDIA A100 graphic cards. We run experiments on servers equipped with the SLURM<sup>12</sup> job scheduler.

<sup>12</sup><https://slurm.schedmd.com/documentation.html>.