

Atomic Josephson Parametric Amplifier

Vijay Pal Singh,¹ Luigi Amico,^{1,2,3} and Ludwig Mathey^{4,5}

¹*Quantum Research Centre, Technology Innovation Institute, Abu Dhabi, UAE*

²*Dipartimento di Fisica e Astronomia, Università di Catania, Via S. Sofia 64, 95123 Catania, Italy*

³*INFN-Sezione di Catania, Via S. Sofia 64, 95127 Catania, Italy*

⁴*Zentrum für Optische Quantentechnologien and Institut für Quantenphysik, Universität Hamburg, 22761 Hamburg, Germany*

⁵*The Hamburg Centre for Ultrafast Imaging, Luruper Chaussee 149, Hamburg 22761, Germany*

(Dated: March 31, 2025)

We study the dynamics of a driven atomic Josephson junction that we propose as a parametric amplifier. By periodically modulating the position of the barrier, we induce a small current across the junction, serving as our input signal. The pump field is implemented by modulating the barrier height at twice the Josephson plasma frequency. The resulting dynamics exhibit parametric amplification of the signal through nonlinear mixing between the signal and pump fields, which is reflected by specific patterns of density waves and phase excitations. We employ a classical-field dynamics method and benchmark our results against driven circuit dynamics. This work paves the way for tunable quantum amplifiers in atomtronic circuits, with potential applications in several fields including precision measurements and quantum information processing.

Parametric amplification is a fundamental concept in nonlinear physics: When the system's natural frequency ω_0 is periodically modulated in time with frequency ω_d (the pump), a nearly resonant condition can be achieved for $\omega_d \approx 2\omega_0$; in this case, an energy transfer from the pump to the system is induced [1]. This idea was implemented for classical electronics [2] and then extended to quantum optics [3, 4], semiconductors [5] and superconducting materials [6–10]. Parametric amplifiers are extensively used in important technological sectors as radio astronomy [11], communications [12], radar systems [13], spectroscopy [14] and sensing [15]. In quantum technology, parametric amplifiers have become relevant for many applications ranging from the generation of squeezed states [6, 7, 16], entanglement and nonclassical states [17, 18], and quantum-limited amplification [19] to quantum computing [20], quantum sensing and metrology [21, 22].

Superconducting Josephson junctions provide non linear circuits that have been thoroughly employed to achieve a parametric amplification. These devices amplify weak microwave signals with minimal added noise thus generating high-quality amplification. When we apply a strong pump field with frequency ω_d at twice the Josephson plasma frequency ω_0 , i.e., $I_{\text{pump}}(t) \sim \sin(2\omega_0 t)$, and a weak signal field $I_{\text{signal}}(t) \sim \cos(\omega_s t)$, with frequency $\omega_s \approx \omega_0$, the nonlinear inductance of the Josephson junction produces parametric amplification through a nonlinear mixing process between the signal and pump fields [23]. ω_0 is determined by $\omega_0 = \sqrt{2eI_c/(\hbar C)}$, where $2e$ is the electronic charge, I_c the critical current, and C the capacitance. The idler modes at frequency $\omega_I = \omega_d - \omega_s$ ensure the energy conservation. The signal mode at ω_s is amplified as the pump energy is transferred to it through the nonlinear mixing process.

Ultracold atoms have emerged as an ideal platform for implementing and exploring atomtronic analogs of su-

perconducting circuits [24–33]. One breakthrough was the realization of Josephson junctions (JJs) using weak links of ultracold atom clouds [34–38]. This has not only enabled the study of important quantum effects, such as dc-ac Josephson effects [39–41], current-phase relation [40, 42], Josephson-tunneling enhanced superfluidity [43], with remarkable accuracy and control of the physical conditions, but has also laid the foundation for the development of atom-based devices, such as atomic quantum interference devices (AQUIDs) [28–30, 44, 45]. Theoretical studies have examined Josephson effects [46–48], the implementation of universal set of logic gates [49], atomic conductivity in pump-probe setting [50], or driven dynamics [47, 51–53]. Recently, quantized plateaus of chemical potential were predicted in driven atomic JJs [54], which are the analogue of Shapiro steps in superconducting JJs [55, 56]. Atomic Shapiro steps were measured in Refs. [57, 58], serving as a basis for a pressure standard in atomic condensates.

With remarkable progress in the field of ultracold atoms, driven matter-wave circuits are now well within experimental reach. Here, we propose the implementation of a Josephson parametric amplifier (JPA) using ultracold atoms. Our protocol relies on an atomic JJ in which we periodically modulate both the position and height of the tunnel barrier, see Figs. 1(a, b). This can be realized in ultracold atom experiments using digital micromirror devices [57, 58]. In our system, the modulation of the barrier position serves as the input current signal, while the modulation of the barrier height acts as a pump field. By tuning the pump frequency to twice the Josephson plasma frequency, we induce nonlinear mixing between the pump and signal modes, see Fig. 1(c). A strong pump field drives the system into a regime where parametric amplification occurs. Our results are obtained using classical-field dynamics, which include fluctuating bosonic fields beyond the mean-field

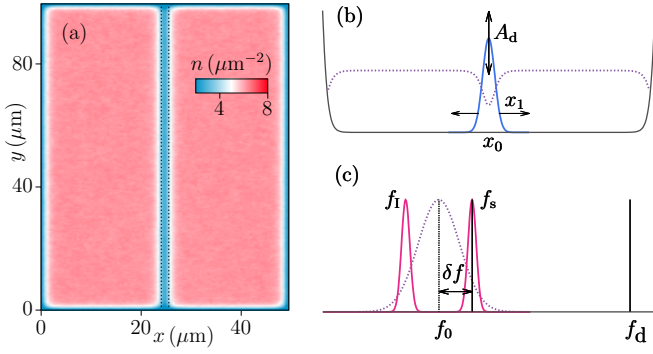


FIG. 1. Atomic Josephson parametric amplifier (JPA). (a) Simulation of a Josephson junction, which consists of two 2D clouds separated by a Gaussian tunnel barrier of height V_0 and width w (indicated by two dotted vertical lines). We use $V_0/\mu = 1.5$ and $w = 1 \mu\text{m}$, where μ is the mean-field energy. (b) Sketch of the JPA protocol. We periodically modulate the barrier position using $x(t) = x_0 + x_1 \sin(2\pi f_s t)$, where x_1 is the amplitude and f_s is the frequency. For the pump we modulate the barrier height, i.e., $V(t) = V_0(1 + A_d \cos(2\pi f_d t))$, where A_d is the amplitude and f_d is the frequency. (c) Sketch of the operation of a JPA. We modulate the barrier height near twice the plasma frequency f_0 of the JJ. The signal mode at $f_d/2 + \delta f$ is amplified and an idler mode at frequency $f_d/2 - \delta f$ is created, with δf being the tuning parameter.

description [59–62]. Additionally, the system dynamics are well captured by a driven circuit model.

System and protocol.— We consider a homogeneous cloud of bosons confined in a box of dimensions $L_x \times L_y$. We study the dynamics of this system using classical-field dynamics within the truncated Wigner approximation [59–62]. The system is described by the Hamiltonian

$$\hat{H}_0 = \int d\mathbf{r} \left[\frac{\hbar^2}{2m} \nabla \hat{\psi}^\dagger(\mathbf{r}) \cdot \nabla \hat{\psi}(\mathbf{r}) + \frac{g}{2} \hat{\psi}^\dagger(\mathbf{r}) \hat{\psi}^\dagger(\mathbf{r}) \hat{\psi}(\mathbf{r}) \hat{\psi}(\mathbf{r}) \right]. \quad (1)$$

$\hat{\psi}$ ($\hat{\psi}^\dagger$) is the bosonic annihilation (creation) operator. The interaction $g = \tilde{g}\hbar^2/m$ is given in terms of the dimensionless parameter $\tilde{g} = \sqrt{8\pi}a_s/\ell_z$, where m is the mass, a_s is the s-wave scattering length and $\ell_z = \sqrt{\hbar/(m\omega_z)}$ is the harmonic oscillator length in the transverse direction. In the limit of a large atom number N , we employ the classical-field representation, where the operators $\hat{\psi}$ in Eq. (1) and the equations of motion are replaced by complex numbers ψ . The initial states $\psi(\mathbf{r}, t = 0)$ are generated in a grand canonical ensemble with chemical potential μ and temperature T via a classical Metropolis algorithm. This distribution captures fluctuations of $\psi(\mathbf{r}, t = 0)$ around its mean field value. Finally, each initial state is evolved according to the classical equations of motion

$$i\hbar\dot{\psi}(\mathbf{r}, t) = \left(-\frac{\hbar^2}{2m} \nabla^2 + V(\mathbf{r}, t) + g|\psi|^2 \right) \psi(\mathbf{r}, t), \quad (2)$$

which include the barrier potential given by $V(\mathbf{r}, t) =$

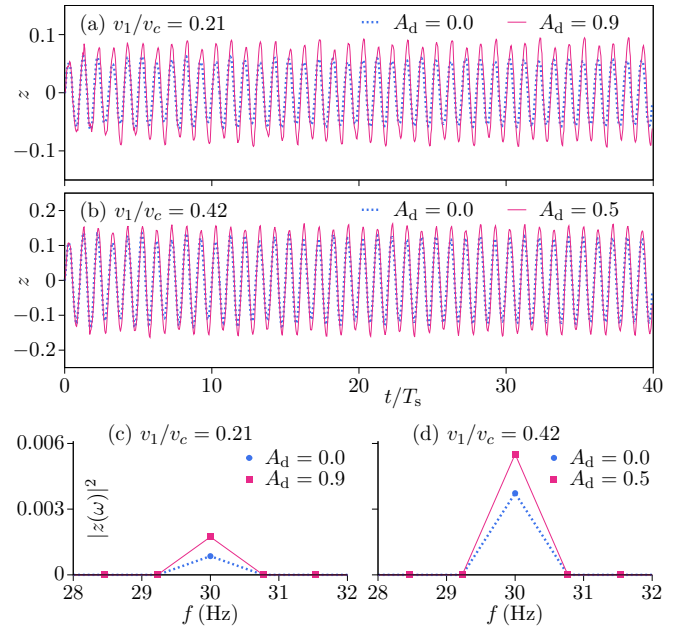


FIG. 2. JPA dynamics. Time evolution of the imbalance $z(t)$ demonstrating the amplification for the signal at frequency $f_s = 30 \text{ Hz}$ and two different sets of signal and pump amplitudes: (a) $v_1/v_c = 0.21$ and $A_d = 0.9$. (b) $v_1/v_c = 0.42$ and $A_d = 0.5$. v_c is the critical velocity above which the junction is resistive. The results at $A_d = 0$ represent the system without the pump. $T_s = 1/f_s$ is the signal oscillation period. (c, d) Power spectrum of the time evolution in (a, b).

$V_0(t) \exp[-2(x - x(t))^2/w^2]$. $V_0(t)$, w and $x(t)$ are the barrier's strength, width and location. We perform numerical simulations by discretizing space on a lattice of size $N_x \times N_y = 100 \times 200$ with the discretization length $l = 0.5 \mu\text{m}$. To illustrate the key idea, we focus on a concrete realization using ${}^6\text{Li}_2$ molecules, though our protocol is applicable to any cold-atom degenerate gas. We set the density to $n \approx 5.6 \mu\text{m}^{-2}$, interaction parameter $\tilde{g} = 0.1$, and temperature ratio $T/T_0 = 0.06$, with system dimensions $L_x \times L_y = 50 \times 100 \mu\text{m}^2$. The critical temperature T_0 is estimated by $T_0 = 2\pi n \hbar^2 / (mk_B \mathcal{D}_c)$, where $\mathcal{D}_c = \ln(380/\tilde{g})$ is the critical phase-space density [63, 64]. We use $w/\xi = 1.1$ and $V_0/\mu \equiv \tilde{V}_0 = 1.5$, where $\xi = \hbar/\sqrt{2mg\tilde{g}}$ is the healing length and $\mu = gn$ is the mean-field energy. To create the weak link at $x(t) = x_0 = L_x/2$, we linearly ramp up V_0 over 200 ms and then wait for 50 ms. The density distribution $n(x, y) = |\psi(\mathbf{r}, t)|^2$ is shown in Fig. 1(a), which is averaged over the initial ensemble. For the signal we periodically modulate the barrier position using $x(t) = x_0 + x_1 \sin(2\pi f_s t)$, where x_1 is the amplitude and f_s is the frequency, see Fig. 1(b). The resulting barrier velocity $v(t) = v_1 \cos(2\pi f_s t)$, with $v_1 = 2\pi f_s x_1$, induces an oscillating current across the junction. We calculate the atom number $N_L(t)$ ($N_R(t)$) in the left (right) reservoir to determine the imbalance $z(t) = (N_L(t) - N_R(t))/N$, where $N = (N_L + N_R)$ is

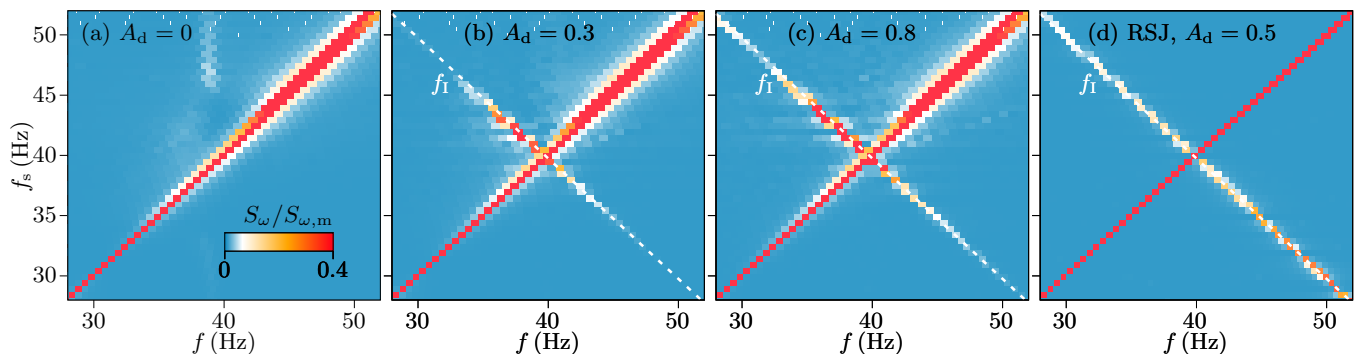


FIG. 3. Nonlinear mixing in the power spectrum $S_\omega = |z(\omega)|^2$ for signal frequencies between $f_s = 28$ and 52 Hz at $\tilde{I}_1 = 0.42$. For each column the spectrum is normalized by its maximum value $S_{\omega,m}$. (a) Without pump the spectrum mainly displays the central peak at $f_s = f$. (b, c) In the presence of pump there is another peak at $f_d - f_s$ (indicated by white dashed line), located at the frequency of the signal mirrored at the plasma frequency f_0 . The case of $f_s = f_0$, where signal and idler are at the same frequency, is a special case known as the degenerate case. (d) The result of the RSJ circuit model is shown for the same system parameters and $A_d = 0.5$; see text.

the total atom number. For the spectrum analysis we calculate the power spectrum

$$S_\omega = |z(\omega)|^2, \quad (3)$$

where $z(\omega) = (1/\sqrt{T_n}) \int dt z(t) \exp(-i\omega t)$ is the Fourier transform of $z(t)$. T_n is the sampling time for the numerical Fourier transform. The junction displays a well-defined resonance at the Josephson plasma frequency f_0 , which we determine by analyzing S_ω at varying frequency. This gives $f_0 = 39.4$ Hz in the limit of $v_1 \rightarrow 0$ [65]. For the parametric pump we modulate the barrier height, i.e., $V(t) = V_0(1 + A_d \cos(2\pi f_d t))$, where A_d is the amplitude and f_d is the frequency, as depicted in Fig. 1(b). This alters the nonlinear inductance of the junction, which gives rise to amplification of the signal due to energy exchange between different modes. When $V(t)$ is modulated at twice the plasma frequency, the system undergoes parametric amplification, where a signal at frequency $f_d/2 + \delta f$ is amplified and an idler at frequency $f_d/2 - \delta f$ is created, with δf being the tuning parameter, see Fig. 1(c). In Fig. 2, we demonstrate the parametric enhancement for the signal at $f_s = 30$ Hz with respect to the system without pump. The system quickly reaches the steady state after 2–3 signal cycles and the enhancement persists over long times as required for robust amplification.

Characterization of the JPA dynamics.— To characterize the dynamical regimes we map out the imbalance spectrum for signal frequencies between $f_s = 20$ and 100 Hz, which exhibits JPA resonances and other excitation peaks [65]. Fig. 3 highlights the interplay between the signal and idler modes for the lowest JPA resonance. The mode weights are controlled by the pump amplitude. To describe the JPA dynamics we introduce a driven RSJ (resistively shunted junction) circuit model. The barrier velocity results in a modulation of the current across

the junction given by $I_1 \cos(\omega_s t)$, where $I_1 = v_1 I_c / v_c$ in which v_c is the critical velocity associated with the critical current I_c [65]. The barrier height modulation changes the tunneling energy, which can be incorporated as $I_c(1 + i_d \sin(\omega_d t))$. The effective pump amplitude i_d is linked to A_d based on the prediction of the critical current $I_{c,p} = I_b t_0(\tilde{V}_0, w)$ derived for an ideal Josephson junction [66]. The bulk current $I_b = cn_0 L_y$ is determined using the sound velocity $c = \sqrt{gn/m}$ and the condensate density n_0 . We use the variational solution of the tunneling amplitude $t_0(\tilde{V}, d)$ obtained across a rectangular barrier of width d and height \tilde{V} [66], with $d \approx 1.1w$ and $\tilde{V} = \tilde{V}_0$ [65]. The Kirchhoff law of the driven RSJ circuit reads

$$I_1 \cos(\omega_s t) = I_c(1 + i_d \sin(\omega_d t)) \sin \phi - G\Delta\mu, \quad (4)$$

where $\phi = \phi_L - \phi_R$ is the phase difference across the junction and G is the conductance. The Josephson relation for the phase dynamics is $\hbar\dot{\phi} = -\Delta\mu$, with $\Delta\mu$ playing the role of the voltage across the junction. We numerically solve Eq. 4 for various signal and pump parameters and obtain the time evolution $\Delta\mu(t)$. The values of $I_c = 135$ ($10^3/s$) and $\hbar G = 59.8$ are determined from the simulated current-chemical potential relation [65]. With I_c and the effective charging energy $E_C = 4(\partial\mu/\partial N)$ we estimate the Josephson frequency $\omega_J = \sqrt{I_c E_C}/\hbar$ and obtain $f_J = 38$ Hz in agreement with the value of f_0 . The result of the spectrum $|\Delta\mu(\omega)|^2$ is shown in Fig. 3d, which captures the dynamical response of the JPA. We note that the circuit model also describes higher JPA resonance and other excitation peaks well [65].

To quantify the overall amplification, we define a dimensionless gain $G_s = S_\omega(A_d)/S_\omega(0) - 1$, where $S_\omega(A_d)$ represents the signal peak value and $S_\omega(0)$ corresponds to the result without pump. In Fig. 4(a) we demonstrate that G_s initially increases approximately quadratically

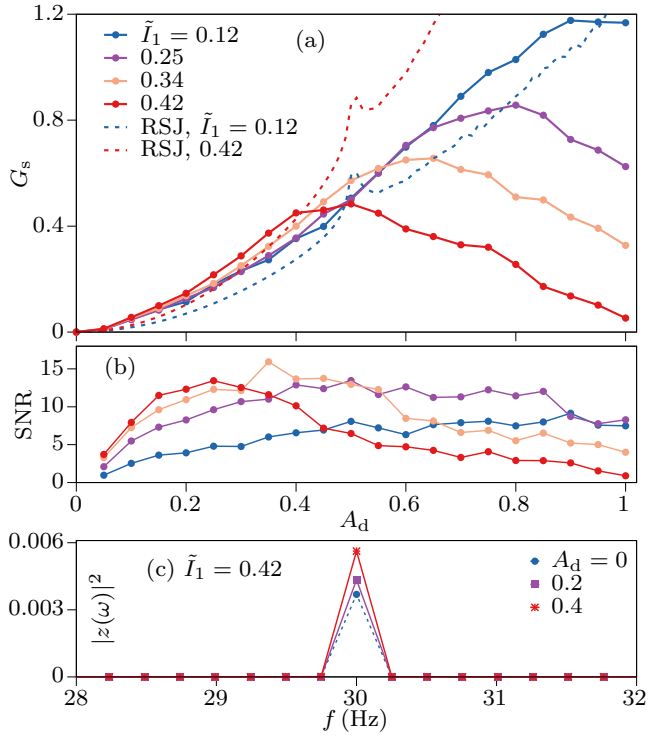


FIG. 4. JPA characteristics. (a) Dimensionless gain $G_s = S_\omega(A_d)/S_\omega(0) - 1$ as a function of A_d is shown for signal amplitudes between $\tilde{I}_1 = 0.12$ and 0.42 . The results of the RSJ model are indicated by the dashed lines. (b) Signal-to-noise ratio (SNR) corresponding to the results shown in (a). (c) Signal peak in the power spectrum $S_\omega = |z(\omega)|^2$ at $\tilde{I}_1 = 0.42$ is shown for different pump amplitudes A_d .

with A_d , and then reaches a maximum for a value of A_d , that decreases with increasing $\tilde{I}_1 = I_1/I_c$. The gain G_s is exemplified in Fig. 4(c) in frequency space. For larger values of A_d , the gain G_s decreases. While the nonlinear increase is well captured by the circuit model, the model fails to describe the decrease beyond the maximum, primarily visible for larger \tilde{I}_1 . Fig. 4(b) presents the signal-to-noise ratio (SNR), defined as $\bar{S}_\omega/\Delta\bar{S}_\omega$, where we compute the mean signal value $\bar{S}_\omega = \langle S_\omega(A_d) - S_\omega(0) \rangle$ and the noise $\Delta\bar{S}_\omega$ from the variance determined by $\Delta\bar{S}_\omega^2 = \langle (S_\omega(A_d) - S_\omega(0) - \bar{S}_\omega)^2 \rangle$. Here, $\langle \dots \rangle$ denotes a statistical average over 100 samples of the ensemble. The SNR depends on both A_d and \tilde{I}_1 , with a visible increase with increasing A_d . The maximal regime of the SNR is in the same regime as the maximal gain G_s , suggesting that this is the optimal regime of operation.

To understand the underlying mechanism of the JPA we examine the time evolution of the density and the phase at the junction in Fig. 5. Without pump, the barrier velocity modulation results in a smooth excitation of the density, which is created by the change of junction phase that is synchronized with the signal frequency. When the pump field is on, there are higher-order den-

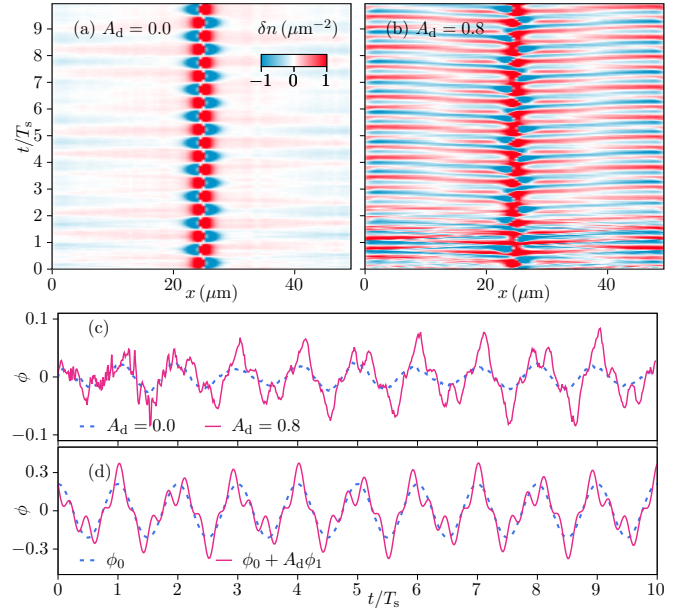


FIG. 5. Underlying mechanism. (a) Time evolution of the density $\delta n(x, t) = n(\mathbf{r}, t) - n(\mathbf{r}, 0)$, averaged over the y direction and the ensemble, is shown for $\tilde{I}_1 = 0.21$ without the pump. (b) Dynamics in the presence of pump with $A_d = 0.8$. (c) Ensemble averaged phase difference ϕ at the junction for the cases in (a) and (b). (d) The results of zeroth and first order expansion of Eq. 4 without the resistive term; see text.

sity excitations that result from the modulation of the phase by the pump field. These can be explained with a perturbative solution of the equation $\tilde{I}_1 \cos(\omega_s t) = (1 + A_d \sin(\omega_d t)) \sin \phi$, assuming a small modulation parameter A_d and expanding ϕ as $\phi = \phi_0 + A_d \phi_1 + \mathcal{O}(A_d^2)$. At zeroth order we obtain $\phi_0 \approx \tilde{I}_1 \cos(\omega_s t)$, which explains the smooth oscillation of the phase without the pump. The first-order term gives $\phi_1 \approx -\tilde{I}_1 \cos(\omega_s t) \sin(\omega_d t)$, highlighting the intrinsic nonlinear mixing between the pump and signal field. In Fig. 5(d), the perturbative solutions consistently capture the dynamics of our atomic JPA.

Conclusions and outlook.— We have studied the dynamics of a driven atomic Josephson junction (JJ) using classical-field simulations. The JJ is formed by coupling two two-dimensional atom clouds with a tunnel barrier, where we periodically modulate both the position (input signal) and the height (pump) of the barrier. By tuning the pump frequency to twice the Josephson plasma frequency, we have demonstrated parametric amplification for the signal. Our system works in the Hz frequency range, that is beyond the operating range of the superconducting JPAs. The current cold-atoms technology allows to accurately image the microscopic dynamics of the system [57, 58]. In this case, we have an unprecedented access to the density and phase dynamics at the junction responsible for the amplification and the

intrinsic nonlinear mixing between the signal and pump fields. Our results can be experimentally probed using in-situ imaging and matter-wave interferometry, where the former enables measurement of the density imbalance and the latter allows detection of the underlying JPA mechanism. Our proposed protocol can be implemented in driven Josephson junctions experimentally realized in [57, 58].

Our findings have broad implications for the understanding of the basic mechanism on which parametric amplification relies in quantum systems. For the specific case of superconducting JPAs, the microscopic phase-density dynamics in the system, can be probed by suitable Josephson current measurements.

Acknowledgments.— L. M. acknowledges funding by the Deutsche Forschungsgemeinschaft (DFG) in the excellence cluster ‘Advanced Imaging of Matter’ - EXC 2056 - project ID 390715994 and by ERDF of the European Union and ‘Fonds of the Hamburg Ministry of Science, Research, Equalities and Districts (BWFGB)’.

-
- [1] W. B. Case, The pumping of a swing from the standing position, *American Journal of Physics* **64**, 215 (1996).
- [2] van de Roer, T.G., *Microwave Electronic Devices*, Microwave Technology Series (Chapman & Hall, United Kingdom, 1994).
- [3] B. R. Mollow and R. J. Glauber, Quantum Theory of Parametric Amplification. I, *Phys. Rev.* **160**, 1076 (1967).
- [4] R. Baumgartner and R. Byer, Optical parametric amplification, *IEEE Journal of Quantum Electronics* **15**, 432 (1979).
- [5] I. Thomson and G. Janssens, High reliability parametric amplifier varactor diodes for satellite applications, *Microelectronics Reliability* **15**, 563 (1976).
- [6] B. Yurke, Squeezed-state generation using a Josephson parametric amplifier, *J. Opt. Soc. Am. B* **4**, 1551 (1987).
- [7] B. Yurke, L. R. Corruccini, P. G. Kaminsky, L. W. Rupp, A. D. Smith, A. H. Silver, R. W. Simon, and E. A. Whittaker, Observation of parametric amplification and deamplification in a Josephson parametric amplifier, *Phys. Rev. A* **39**, 2519 (1989).
- [8] I. Siddiqi, R. Vijay, F. Pierre, C. M. Wilson, M. Metcalfe, C. Rigetti, L. Frunzio, and M. H. Devoret, RF-Driven Josephson Bifurcation Amplifier for Quantum Measurement, *Phys. Rev. Lett.* **93**, 207002 (2004).
- [9] E. A. Tholén, A. Ergül, E. M. Doherty, F. M. Weber, F. Grégis, and D. B. Haviland, Nonlinearities and parametric amplification in superconducting coplanar waveguide resonators, *Applied Physics Letters* **90**, 253509 (2007).
- [10] T. Yamamoto, K. Inomata, M. Watanabe, K. Matsuba, T. Miyazaki, W. D. Oliver, Y. Nakamura, and J. S. Tsai, Flux-driven Josephson parametric amplifier, *Applied Physics Letters* **93**, 042510 (2008).
- [11] Y. Asaki, B. Alcalde Pampliega, P. G. Edwards, S. Iguchi, and E. J. Murphy, Astronomical radio interferometry, *Nature Reviews Methods Primers* **3**, 89 (2023).
- [12] M. E. Marhic, P. A. Andrekson, P. Petropoulos, S. Radic, C. Peucheret, and M. Jazayerifar, Fiber optical parametric amplifiers in optical communication systems, *Laser & Photonics Reviews* **9**, 50 (2015).
- [13] S. Dvornikov, A. Kryachko, I. Velmisov, and D. Zatuchny, *Amplifiers in Radio Receivers: Characteristics, Operating Principles, and Efficiency*, Springer aerospace technology (Springer, 2022).
- [14] M. Koch, D. M. Mittleman, J. Ornik, and E. Castro-Camus, Terahertz time-domain spectroscopy, *Nature Reviews Methods Primers* **3**, 48 (2023).
- [15] N. Du, N. Force, R. Khatiwada, E. Lentz, R. Ottens, L. J. Rosenberg, G. Rybka, G. Carosi, N. Woollett, D. Bowring, A. S. Chou, A. Sonnenschein, W. Wester, C. Boutan, N. S. Oblath, R. Bradley, E. J. Daw, A. V. Dixit, J. Clarke, S. R. O’Kelley, N. Crisosto, J. R. Gleason, S. Jois, P. Sikivie, I. Stern, N. S. Sullivan, D. B. Tanner, and G. C. Hilton (ADMX Collaboration), Search for Invisible Axion Dark Matter with the Axion Dark Matter Experiment, *Phys. Rev. Lett.* **120**, 151301 (2018).
- [16] A. M. Zagorskin, E. Il’ichev, M. W. McCutcheon, J. F. Young, and F. Nori, Controlled Generation of Squeezed States of Microwave Radiation in a Superconducting Resonant Circuit, *Phys. Rev. Lett.* **101**, 253602 (2008).
- [17] Z. Y. Ou, X. Y. Zou, L. J. Wang, and L. Mandel, Observation of nonlocal interference in separated photon channels, *Phys. Rev. Lett.* **65**, 321 (1990).
- [18] E. M. Nagasako, S. J. Bentley, R. W. Boyd, and G. S. Agarwal, Nonclassical two-photon interferometry and lithography with high-gain parametric amplifiers, *Phys. Rev. A* **64**, 043802 (2001).
- [19] M. A. Castellanos-Beltran, K. D. Irwin, G. C. Hilton, L. R. Vale, and K. W. Lehnert, Amplification and squeezing of quantum noise with a tunable Josephson metamaterial, *Nature Physics* **4**, 929 (2008).
- [20] A. Blais, A. L. Grimsmo, S. M. Girvin, and A. Wallraff, Circuit quantum electrodynamics, *Rev. Mod. Phys.* **93**, 025005 (2021).
- [21] C. L. Degen, F. Reinhard, and P. Cappellaro, Quantum sensing, *Rev. Mod. Phys.* **89**, 035002 (2017).
- [22] Quantum sensing for particle physics, *Nature Reviews Physics* **6**, 329 (2024).
- [23] C. Macklin, K. O’Brien, D. Hover, M. E. Schwartz, V. Bolkhovskiy, X. Zhang, W. D. Oliver, and I. Siddiqi, A near-quantum-limited Josephson traveling-wave parametric amplifier, *Science* **350**, 307 (2015).
- [24] L. Amico, A. Osterloh, and F. Cataliotti, Quantum Many Particle Systems in Ring-Shaped Optical Lattices, *Phys. Rev. Lett.* **95**, 063201 (2005).
- [25] L. Amico, M. Boshier, G. Birkl, A. Minguzzi, C. Miniatura, L.-C. Kwek, D. Aghamalyan, V. Ahufinger, D. Anderson, N. Andrei, A. S. Arnold, M. Baker, T. A. Bell, T. Bland, J. P. Brantut, D. Cassetari, W. J. Chetcuti, F. Chevy, R. Citro, S. De Palo, R. Dumke, M. Edwards, R. Folman, J. Fortagh, S. A. Gardiner, B. M. Garraway, G. Gauthier, A. Günther, T. Haug, C. Hufnagel, M. Keil, P. Ireland, M. Lebrat, W. Li, L. Longchambon, J. Mompert, O. Morsch, P. Naldesi, T. W. Neely, M. Olshanii, E. Orignac, S. Pandey, A. Pérez-Obiol, H. Perrin, L. Piroli, J. Polo, A. L. Pritchard, N. P. Proukakis, C. Rylands, H. Rubinsztein-Dunlop, F. Scazza, S. Stringari, F. Tosto, A. Trombettoni, N. Victorin, W. v. Klitzing, D. Wilkowski, K. Khani, and A. Yakimenko, Roadmap on Atomtronics: State of the art and perspective, AVS

- Quantum Science **3**, [10.1116/5.0026178](https://doi.org/10.1116/5.0026178) (2021), 039201.
- [26] L. Amico, D. Anderson, M. Boshier, J.-P. Brantut, L.-C. Kwek, A. Minguzzi, and W. von Klitzing, Colloquium: Atomtronic circuits: From many-body physics to quantum technologies, *Rev. Mod. Phys.* **94**, 041001 (2022).
- [27] A. Ramanathan, K. C. Wright, S. R. Muniz, M. Zelan, W. T. Hill, C. J. Lobb, K. Helmerson, W. D. Phillips, and G. K. Campbell, Superflow in a Toroidal Bose-Einstein Condensate: An Atom Circuit with a Tunable Weak Link, *Phys. Rev. Lett.* **106**, 130401 (2011).
- [28] S. Eckel, J. G. Lee, F. Jendrzejewski, N. Murray, C. W. Clark, C. J. Lobb, W. D. Phillips, M. Edwards, and G. K. Campbell, Hysteresis in a quantized superfluid ‘atomtronic’ circuit, *Nature* **506**, 200 (2014).
- [29] C. Ryu, P. W. Blackburn, A. A. Blinova, and M. G. Boshier, Experimental Realization of Josephson Junctions for an Atom SQUID, *Phys. Rev. Lett.* **111**, 205301 (2013).
- [30] C. Ryu, E. C. Samson, and M. G. Boshier, Quantum interference of currents in an atomtronic SQUID, *Nature Communications* **11**, 3338 (2020).
- [31] C.-C. Chien, S. Peotta, and M. Di Ventra, Quantum transport in ultracold atoms, *Nature Physics* **11**, 998 (2015).
- [32] S. Krinner, T. Esslinger, and J.-P. Brantut, Two-terminal transport measurements with cold atoms, *Journal of Physics: Condensed Matter* **29**, 343003 (2017).
- [33] J. Polo, W. J. Chetcuti, E. C. Domanti, P. Kitson, A. Osterloh, F. Percivalle, V. P. Singh, and L. Amico, Perspective on new implementations of atomtronic circuits, *Quantum Science and Technology* **9**, 030501 (2024).
- [34] F. S. Cataliotti, S. Burger, C. Fort, P. Maddaloni, F. Minardi, A. Trombettoni, A. Smerzi, and M. Inguscio, Josephson Junction Arrays with Bose-Einstein Condensates, *Science* **293**, 843 (2001).
- [35] M. Albiez, R. Gati, J. Fölling, S. Hunsmann, M. Cristiani, and M. K. Oberthaler, Direct Observation of Tunneling and Nonlinear Self-Trapping in a Single Bosonic Josephson Junction, *Phys. Rev. Lett.* **95**, 010402 (2005).
- [36] L. J. LeBlanc, A. B. Bardou, J. McKeever, M. H. T. Extavour, D. Jervis, J. H. Thywissen, F. Piazza, and A. Smerzi, Dynamics of a Tunable Superfluid Junction, *Phys. Rev. Lett.* **106**, 025302 (2011).
- [37] G. Spagnolli, G. Semeghini, L. Masi, G. Ferioli, A. Trenkwalder, S. Coop, M. Landini, L. Pezzè, G. Modugno, M. Inguscio, A. Smerzi, and M. Fattori, Crossing Over from Attractive to Repulsive Interactions in a Tunneling Bosonic Josephson Junction, *Phys. Rev. Lett.* **118**, 230403 (2017).
- [38] M. Pigneur, T. Berrada, M. Bonneau, T. Schumm, E. Demler, and J. Schmiedmayer, Relaxation to a Phase-Locked Equilibrium State in a One-Dimensional Bosonic Josephson Junction, *Phys. Rev. Lett.* **120**, 173601 (2018).
- [39] S. Levy, E. Lahoud, I. Shomroni, and J. Steinhauer, The a.c. and d.c. Josephson effects in a Bose-Einstein condensate, *Nature* **449**, 579 (2007).
- [40] W. J. Kwon, G. D. Pace, R. Panza, M. Inguscio, W. Zwerger, M. Zaccanti, F. Scazza, and G. Roati, Strongly correlated superfluid order parameters from dc Josephson supercurrents, *Science* **369**, 84 (2020).
- [41] G. Del Pace, W. J. Kwon, M. Zaccanti, G. Roati, and F. Scazza, Tunneling Transport of Unitary Fermions across the Superfluid Transition, *Phys. Rev. Lett.* **126**, 055301 (2021).
- [42] N. Luick, L. Sobirey, M. Bohlen, V. P. Singh, L. Mathey, T. Lompe, and H. Moritz, An ideal Josephson junction in an ultracold two-dimensional Fermi gas, *Science* **369**, 89 (2020).
- [43] E. Rydow, V. P. Singh, A. Beregi, E. Chang, L. Mathey, C. J. Foot, and S. Sunami, Observation of a Bilayer Superfluid with Interlayer Coherence (2024), [arXiv:2410.22326](https://arxiv.org/abs/2410.22326).
- [44] K. C. Wright, R. B. Blakestad, C. J. Lobb, W. D. Phillips, and G. K. Campbell, Driving Phase Slips in a Superfluid Atom Circuit with a Rotating Weak Link, *Phys. Rev. Lett.* **110**, 025302 (2013).
- [45] S. Eckel, J. G. Lee, F. Jendrzejewski, N. Murray, C. W. Clark, C. J. Lobb, W. D. Phillips, M. Edwards, and G. K. Campbell, Hysteresis in a quantized superfluid ‘atomtronic’ circuit, *Nature* **506**, 200 (2014).
- [46] A. Smerzi, S. Fantoni, S. Giovanazzi, and S. R. Shenoy, Quantum Coherent Atomic Tunneling between Two Trapped Bose-Einstein Condensates, *Phys. Rev. Lett.* **79**, 4950 (1997).
- [47] S. Raghavan, A. Smerzi, S. Fantoni, and S. R. Shenoy, Coherent oscillations between two weakly coupled Bose-Einstein condensates: Josephson effects, π oscillations, and macroscopic quantum self-trapping, *Phys. Rev. A* **59**, 620 (1999).
- [48] S. Giovanazzi, A. Smerzi, and S. Fantoni, Josephson Effects in Dilute Bose-Einstein Condensates, *Phys. Rev. Lett.* **84**, 4521 (2000).
- [49] S. Jährling, V. P. Singh, and L. Mathey, Designing Atomtronic Circuits via Superfluid Dynamics (2024), [arXiv:2411.13642](https://arxiv.org/abs/2411.13642).
- [50] B. Zhu, V. P. Singh, J. Okamoto, and L. Mathey, Dynamical control of the conductivity of an atomic Josephson junction, *Phys. Rev. Res.* **3**, 013111 (2021).
- [51] S. Kohler and F. Sols, Chemical potential standard for atomic Bose-Einstein condensates, *New Journal of Physics* **5**, 94 (2003).
- [52] A. Eckardt, T. Jinasundera, C. Weiss, and M. Holthaus, Analog of Photon-Assisted Tunneling in a Bose-Einstein Condensate, *Phys. Rev. Lett.* **95**, 200401 (2005).
- [53] J. Grond, T. Betz, U. Hohenester, N. J. Mauser, J. Schmiedmayer, and T. Schumm, The Shapiro effect in atomchip-based bosonic Josephson junctions, *New Journal of Physics* **13**, 065026 (2011).
- [54] V. P. Singh, J. Polo, L. Mathey, and L. Amico, Shapiro Steps in Driven Atomic Josephson Junctions, *Phys. Rev. Lett.* **133**, 093401 (2024).
- [55] S. Shapiro, Josephson Currents in Superconducting Tunneling: The Effect of Microwaves and Other Observations, *Phys. Rev. Lett.* **11**, 80 (1963).
- [56] C. C. Grimes and S. Shapiro, Millimeter-Wave Mixing with Josephson Junctions, *Phys. Rev.* **169**, 397 (1968).
- [57] G. Del Pace, D. Hernández-Rajkov, V. P. Singh, N. Grani, M. F. Fernández, G. Nesti, J. A. Seman, M. Inguscio, L. Amico, and G. Roati, Shapiro steps in strongly-interacting Fermi gases, (2024), [arXiv:2409.03448](https://arxiv.org/abs/2409.03448) [[cond-mat.quant-gas](https://arxiv.org/abs/2409.03448)].
- [58] E. Bernhart, M. Röhrle, V. P. Singh, L. Mathey, L. Amico, and H. Ott, Observation of Shapiro steps in an ultracold atomic Josephson junction, (2024), [arXiv:2409.03340](https://arxiv.org/abs/2409.03340) [[cond-mat.quant-gas](https://arxiv.org/abs/2409.03340)].
- [59] M. J. D. R. J. B. P. B. Blakie, A. S. Bradley and C. Gardiner, Dynamics and statistical mechanics of ultra-cold

- Bose gases using c-field techniques, *Advances in Physics* **57**, 363 (2008).
- [60] A. Polkovnikov, Phase space representation of quantum dynamics, *Annals of Physics* **325**, 1790 (2010).
- [61] V. P. Singh, W. Weimer, K. Morgener, J. Siegl, K. Hueck, N. Luick, H. Moritz, and L. Mathey, Probing superfluidity of Bose-Einstein condensates via laser stirring, *Phys. Rev. A* **93**, 023634 (2016).
- [62] V. P. Singh and L. Mathey, Sound propagation in a two-dimensional Bose gas across the superfluid transition, *Phys. Rev. Res.* **2**, 023336 (2020).
- [63] N. Prokof'ev, O. Ruebenacker, and B. Svistunov, Critical Point of a Weakly Interacting Two-Dimensional Bose Gas, *Phys. Rev. Lett.* **87**, 270402 (2001).
- [64] N. Prokof'ev and B. Svistunov, Two-dimensional weakly interacting Bose gas in the fluctuation region, *Phys. Rev. A* **66**, 043608 (2002).
- [65] See Supplemental Material for the calculation of the Josephson plasma frequency, the power spectrum, the estimate of the critical current, and the current-chemical potential characteristic, which includes Refs. [54, 66].
- [66] V. P. Singh, N. Luick, L. Sobirey, and L. Mathey, Josephson junction dynamics in a two-dimensional ultracold Bose gas, *Phys. Rev. Res.* **2**, 033298 (2020).

Supplemental Material for “Atomic Josephson Parametric Amplifier”

Vijay Pal Singh,¹ Luigi Amico,^{1,2,3} and Ludwig Mathey^{4,5}

¹Quantum Research Centre, Technology Innovation Institute, Abu Dhabi, UAE

²Dipartimento di Fisica e Astronomia, Università di Catania, Via S. Sofia 64, 95123 Catania, Italy

³INFN-Sezione di Catania, Via S. Sofia 64, 95127 Catania, Italy

⁴Zentrum für Optische Quantentechnologien and Institut für Quantenphysik, Universität Hamburg, 22761 Hamburg, Germany

⁵The Hamburg Centre for Ultrafast Imaging, Luruper Chaussee 149, Hamburg 22761, Germany

(Dated: March 31, 2025)

JOSEPHSON PLASMA FREQUENCY

In this section, we describe how we determine the Josephson plasma frequency. The protocol with periodic modulation of the barrier position results in coherent oscillations of the current across the junction. This is demonstrated by the time evolution of the imbalance $z(t)$ across the junction in the main text. Since the system behaves as a driven harmonic oscillator, a maximum response is expected at the resonant frequency of the junction. To identify this resonance, we calculate the power spectrum of the imbalance, $|z(\omega)|^2$, using a numerical Fourier transform. In Fig. 1, we show $|z(\omega)|^2$ determined for various values of the modulation amplitude x_1 . The spectrum features a resonance peak, which we track at varying x_1 . By extrapolating to the limit of vanishing amplitude we obtain the resonance frequency $f_0 = 39.4$ Hz via a linear scaling approach.

JPA SPECTRUM

In Fig. 2 we present the power spectrum of the imbalance, $S_\omega = |z(\omega)|^2$, for signal frequencies between

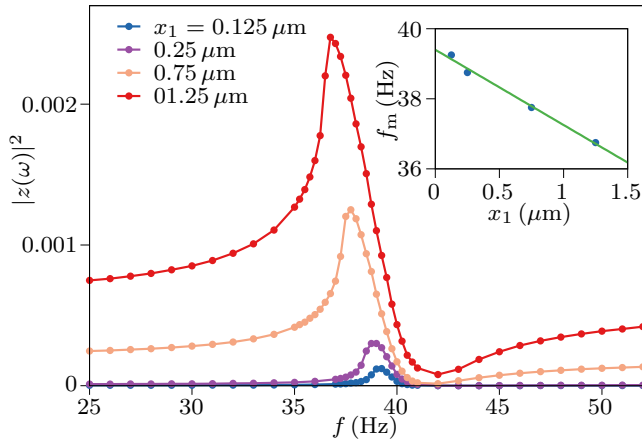


FIG. 1. Power spectrum of the imbalance, $|z(\omega)|^2$, is shown for different values of the modulation amplitude x_1 . Inset shows the peak values of the spectrum as a function of x_1 , where the linear fit (continuous line) yields the resonance frequency $f_0 = 39.4$ Hz in the limit of $x_1 \rightarrow 0$.

$f_s = 20$ and 100 Hz, using $v_1/v_c = 0.42$. The value of v_1/v_c is chosen to be below 1 to ensure a superfluid response, preventing excitations associated with the resistive dynamics at the junction [1]. Without the pump, the spectrum shows a dominant signal peak at $f_s = f$, with a resonant feature present at $f_s = f = 40$ Hz. In the presence of the pump, the spectrum reveals two parametric resonances at $f_d - f_s$ and $2f_d - f_s$. In the main text, we focus on the lowest resonance, $f_d - f_s$, as key operating mode of our amplifier. To benchmark these results we compare them with the results of the driven RSJ model, which describes the junction dynamics and captures all key features of the power spectrum.

ESTIMATE OF THE CRITICAL CURRENT

Ref. [2] derives an analytic estimate of the critical current by solving the one-dimensional Gross-Pitaevskii equation and by considering the single-particle tunneling across a rectangular barrier of height $V > \mu$ and width d . μ is the mean-field energy. The critical current is given by $I_{c,p} = I_b t_0(\tilde{V}, d)$, where I_b is the bulk current and $t_0(\tilde{V}, d)$ is the tunneling amplitude, with $\tilde{V} = V/\mu$. The variational solution is [2]

$$t_0(\tilde{V}, d) = 2\sqrt{2} \frac{\sqrt{6\tilde{V} - 4 - \sqrt{4\tilde{V}^2 - 2}}}{2\tilde{V} + \sqrt{4\tilde{V}^2 - 2}} \times \exp\left(-\frac{d}{2\xi} \sqrt{6\tilde{V} - 4 - \sqrt{4\tilde{V}^2 - 2}}\right). \quad (1)$$

We approximate $\tilde{V} = \tilde{V}_0$ and $d \approx 1.1w$, where \tilde{V}_0 and w are the values of the Gaussian barrier used in the simulation. For quantitative comparisons, we include the modulation of the barrier height via Eq. 1, where the barrier height is now a time-dependent driving term.

CURRENT-CHEMICAL POTENTIAL CHARACTERISTIC

To determine the current-chemical potential characteristic of the junction we follow the protocol provided in Ref. [1]. We move the barrier at a constant velocity v

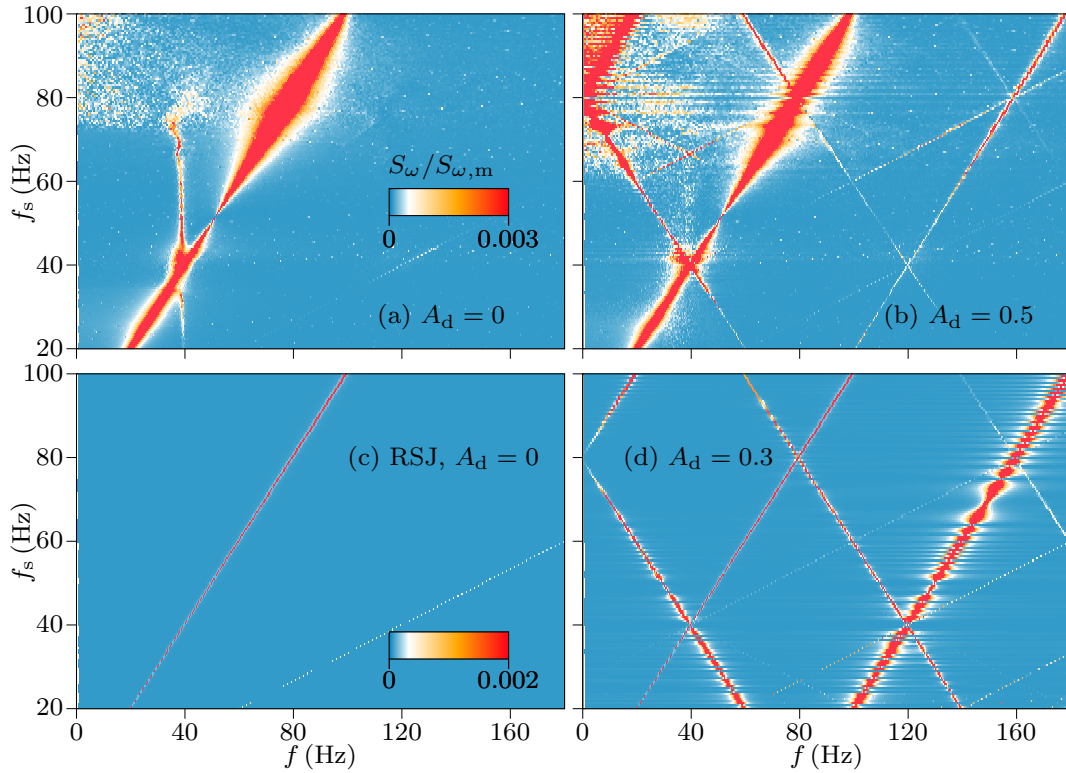


FIG. 2. Power spectrum of the imbalance, $S_\omega = |z(\omega)|^2$, for signal frequencies between $f_s = 20$ and 100 Hz at $v_1/v_c = 0.42$. For each column the spectrum is normalized by its maximum value $S_{\omega,m}$. (a) Without the pump the spectrum mainly displays the central peak at $f_s = f$. (b) In the presence of pump there are peaks at $f_d - f_s$ and $2f_d - f_s$. (c, d) The results of the RSJ circuit model are shown for the same system parameters and $A_d = 0.3$; see text.

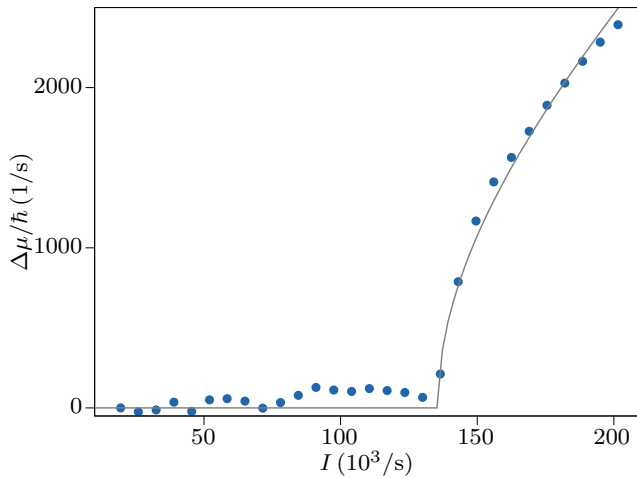


FIG. 3. Chemical-potential change $\Delta\mu$ is shown as a function of the dc current I for the final displacement of $\Delta x = 25 \mu\text{m}$. We fit the response with $\Delta\mu = G^{-1}\sqrt{I^2 - I_c^2}$ (continuous line) to determine the critical current I_c and the conductance G .

over a distance of $\Delta x = 25 \mu\text{m}$ and then calculate the final imbalance z across the junction. This allows us to determine the velocity-imbalance characteristic, which we transform to the current-chemical-potential characteristic using $\Delta\mu = NE_c z/2$ and $I(t) = (\bar{z}N/2) \times |v|/\Delta x$, where \bar{z} is the equilibrium imbalance at the final location. Fig. 3 shows the resulting current-chemical-potential characteristic of the junction. We fit the response with the prediction of the RSJ circuit model, i.e., $\Delta\mu = G^{-1}\sqrt{I^2 - I_c^2}$, with I_c and G as fitting parameters. From the fit, we determine the critical current $I_c = 135 (10^3/\text{s})$ and the conductance $\hbar G = 59.8$.

-
- [1] V. P. Singh, J. Polo, L. Mathey, and L. Amico, Shapiro Steps in Driven Atomic Josephson Junctions, *Phys. Rev. Lett.* **133**, 093401 (2024).
 [2] V. P. Singh, N. Luick, L. Sobirey, and L. Mathey, Josephson junction dynamics in a two-dimensional ultracold Bose gas, *Phys. Rev. Res.* **2**, 033298 (2020).