

The Backfiring Effect of Weak AI Safety Regulation

BENJAMIN LAUFER*, Cornell Tech, USA
JON KLEINBERG†, Cornell University, USA
HODA HEIDARI†, Carnegie Mellon University, USA

Recent policy proposals aim to improve the safety of general-purpose AI, but there is little understanding of the efficacy of different regulatory approaches to AI safety. We present a strategic model that explores the interactions between the regulator, the general-purpose AI technology creators, and domain specialists—those who adapt the AI for specific applications. Our analysis examines how different regulatory measures, targeting different parts of the development chain, affect the outcome of the development process. In particular, we assume AI technology is described by two key attributes: *safety* and *performance*. The regulator first sets a minimum safety standard that applies to one or both players, with strict penalties for non-compliance. The general-purpose creator then develops the technology, establishing its initial safety and performance levels. Next, domain specialists refine the AI for their specific use cases, and the resulting revenue is distributed between the specialist and generalist through an ex-ante bargaining process. Our analysis of this game reveals two key insights: First, weak safety regulation imposed only on the domain specialists can backfire. While it might seem logical to regulate use cases (as opposed to the general-purpose technology), our analysis shows that weak regulations targeting domain specialists alone can unintentionally reduce safety. This effect persists across a wide range of settings. Second, in sharp contrast to the previous finding, we observe that stronger, well-placed regulation can in fact benefit all players subjected to it. When regulators impose appropriate safety standards on both AI creators and domain specialists, the regulation functions as a commitment mechanism, leading to safety and performance gains, surpassing what is achieved under no regulation or regulating one player only.

CONTENTS

Abstract	0
Contents	0
1 Introduction	1
2 A Model of Regulating AI Safety	4
3 One-attribute game	6
4 Multi-attribute game	11
5 Numerical Results	14
6 Conclusion	16
References	17
7 Supplementary Materials for the One Attribute Analysis	19
8 Supplementary Materials for the Numerical Results	27

*Email: bdl56@cornell.edu
†Equal contribution.

1 INTRODUCTION

General-purpose Artificial intelligence (AI) technologies are receiving widespread attention, investment, and uptake across a variety of domains. Despite their potential benefits, regulators and civil society have raised concerns about the safety risks of the technology. These safety concerns vary in magnitude and scale: Some have pointed to biases and representational harms that might crop up [4, 22], others have pointed to the possibility that AI agents might be deceptive or manipulative in their interactions with humans [7, 19], some express concerns about unemployment and labor effects [3], while others believe most concerns are overblown compared to the economic benefits of the technology [6, 9].

These diverse viewpoints on the risks and benefits of the technology can be in large part traced to its diverse set of use cases in different sectors of the economy. The foundation models developed by major technology companies find uses across a variety of sectors and for a variety of purposes, each with different potential risks and benefits. For example, reasonable concerns about the use of LLM-powered chatbots in medical screening tools might not all apply to uses of an analogous technology for word processing, grammar checking or auto-complete tools, and vice versa. Some concerns (e.g., toxicity or stereotypes in the content produced) might hold across many downstream uses, and other concerns (e.g., medical malpractice) might be specific to a particular domain.

Seizing on the surge of attention and concern, states have either drafted or passed bills whose explicit purpose is to regulate AI to strike the right balance between economic growth and safety. In some cases, these proposals for regulation have been welcomed or even encouraged by large technology companies. Examples include the EU AI Act, the California SB 1047 (which did not pass), the AI Bill of Rights in the U.S. Though these bills differ in many ways, they each attempt to influence the development of the technology in order to reduce the risks to human safety and well-being while allowing for innovation and economic growth. In doing so, these bills rely on certain basic assumptions about the way(s) AI/ML technologies and applications develop and, further, the way(s) regulation can shape those processes.

Which entity in the AI development chain to target with regulation? An important feature of the AI domain is that large models are produced to be used for a variety of tasks. The development of these models typically involves a multi-party interaction, meaning that attempts to regulate AI may impact different actors in different ways. Consider the distinction between the creator of a general-purpose AI model (also referred to as generalist, base developer, or pre-trainer—denoted by G) and application developer (also referred to as a domain specialist, wrapper, fine-tuner, or adaptor—denoted by D). The various bills that aim to regulate AI almost invariably draw a distinction between these distinct parties involved in the chain of development.¹ These implementation details – perhaps unremarkable to some – rely on an important feature of the way in which AI technologies are introduced to consumer markets. Namely, they pass multiple hands, and each entity contributes in some way to the training, evaluating, packaging, productizing, fine-tuning, or distribution of the technology before it reaches consumers.

By attaching penalties or otherwise targeting any particular entity in the AI development ecosystem, regulatory efforts might perturb this arrangement. Requiring safety assessments and guarantees from general-purpose technology creators alone, for example, risks handing a ‘free pass’ to domain specialists looking to make money off of highly risky or harmful uses. On the other hand, a regulatory scheme that places all safety requirements on domain specialists might burden the ‘little guy,’ shrinking the adoption and subsequently, economic growth stemming from

¹Some bills, including the EU AI act [20], use Floating Point Operations as a means of distinguishing these parties for the purposes of liability and legal disputes. Others including the CA SB-1047 include stipulations about the total monetary investment of one entity or another [24]. Others still look to the number of parameters or other computational metrics.

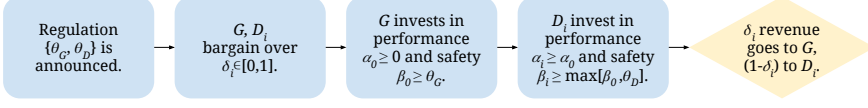


Fig. 1. A schematic representing the order of play of the game with regulation.

the technology. Enforcing laws granularly on individual application developers might also fail to target the largest firms with the most influence over the general trajectory of the technology.

Modeling the impact of various regulatory regimes on AI performance and safety.

Leveraging economic theory, this paper provides a model for understanding the consequences of where to target regulation in the development of AI. We present a strategic model that explores the interactions between the regulator, R , the general-purpose AI technology creator, G , and domain specialist, D . Our analysis examines how different safety regulatory measures, targeting G , D , or both players affect the outcome of the development process. In particular, we assume AI technology is described by two key attributes: *performance*, denoted by α , and *safety*, denoted by β . The regulator first sets a minimum safety threshold that applies to one or both players (denoted by (θ_G, θ_D)), with strict penalties for non-compliance. G then develops the technology, establishing its initial safety and performance levels at (α_0, β_0) . Next, D decided whether to refine the AI for their specific use case, bringing it to performance and safety levels (α_1, β_1) . The revenue resulting from the technology with characteristics (α_1, β_1) is distributed between G and D through an ex-ante bargaining process, following standard models of bargaining from economic theory, to establish G 's share $\delta \in [0, 1]$ of the revenue. Figure 1 illustrates the timeline of the game. (While the basic version of the game consists of a single domain-specialists, the game can be easily extended to multiple domain specialists with their bespoke cost function.)

Note that in this game, the regulator has several levers available to them to influence the outcome of the game: First, R can decide which player (G or D) to target with non-zero thresholds. Four cases are possible here: No regulation (corresponding to $\theta_G = 0$ and $\theta_D = 0$), regulating G alone ($\theta_G > 0$ and $\theta_D = 0$), regulating D only, ($\theta_G = 0$ and $\theta_D > 0$), and regulating both players ($\theta_G > 0$ and $\theta_D > 0$). In addition to the placement of the regulation, R can decide where to set the safety thresholds. Smaller values of θ are less costly to comply with, hence capturing weaker safety requirements.

Our analysis of this game involves solving players' sub-game perfect equilibrium strategies (either in closed-form or algorithmically), solving bargaining solutions to determine how the players share revenue, and finally, deriving the set of Pareto-optimal regulatory strategies in light of the players' utilities and the technologies attributes (including safety and performance). Our analysis reveals interesting nuances around the role of safety regulation in shaping technological outcomes: First, weak safety regulation imposed only on the domain specialists can backfire and reduce safety. However, in sharp contrast to this, we observe that stronger, well-placed regulation can in fact benefit all players subjected to it, and improve both safety and performance of the resulting technology. Figure 2 illustrates these effects through a simple numerical example.

First insight: Weak safety regulation can backfire. While it might seem logical to regulate use case (as opposed to the general-purpose technology), our analysis shows that weak regulations targeting domain specialists alone can unintentionally reduce safety. (See the top row of Figure 2. Compared to no regulation, introducing a safety threshold of $\theta_D = 1.2$ reduces the ultimate safety of the products fine-tuned by domain specialists). How could safety regulation lead to a less safe products in the end? When the regulator requires downstream application developers to meet a

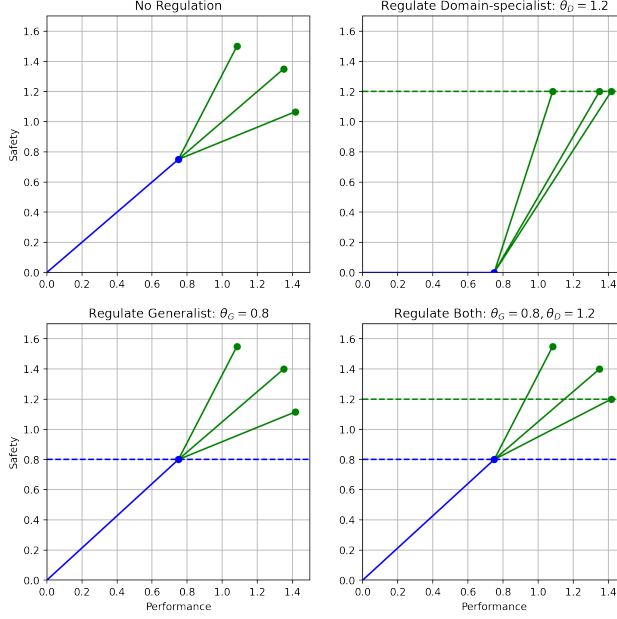


Fig. 2. A depiction of a particular instance of our game-theoretical model. There is one general-purpose producer and three fine-tuners, and each player has a different utility in performance-safety space which dictates the path of development. The no-regulation game (upper left) reveals the players’ investment efforts when no floor is imposed on safety. Regulating the domain-specialist alone (upper right) exhibits *backfiring* for two of the three domains, meaning the regulated safety level is lower than it would be without regulation. In this plot, the sum of safety values across the domains is also lower than the unregulated scenario. Regulating the generalist alone (lower left) improves the safety level slightly across all three domains, compared to no-regulation. Finally, a regime that targets both generalist and specialists with regulation (lower right) is able to 1) retain the improved safety performance from regulating the generalist, 2) improve the safety level of least-safe domain-specialist, while 3) avoiding backfiring.

certain level of safety, the generalist can rest easy with the knowledge that even if it invests very little in safety, the domain specialist(s) will still be incentivized to comply with the regulation and meet the baseline safety level. This cost-cutting strategy is available to the generalist in the presence of binding regulation, but not in the unregulated case. Importantly, we establish that this back-firing effect is surprisingly robust to a wide variety of development settings: namely, those whose unregulated strategies consist in 1) non-zero investment in safety by the generalist and 2) positive utility for the specialist.

Second insight: Properly-placed safety regulation can Pareto improve the technology and players’ utilities. While weak regulation can backfire, we establish that by imposing appropriate safety standards on both G and D , safety regulation can function as a commitment device, leading to both safety and performance gains, surpassing what is achieved under no regulation or regulating one player only. (See the bottom left plot in Figure 2. Compared to no regulation, introducing safety thresholds of $\theta_G = 0.8$ and $\theta_D = 1.2$ increases the ultimate safety of the fine-tuned products without impacting performance.) Qualitatively, these results suggest that targeting G or D alone does not offer the same level of control over outcomes as targeting a combination upstream generalists and downstream domain-specialists. Regulation of domain-specialists alone,

in many instances, leaves G better off, as the regulation offers a means to exploit or squeeze domain specialists of their surplus revenue. Meanwhile regulating G alone can fail to achieve the highest levels of safety. Instead, regulation strategies that target both players are more effective in advancing safety without hurting performance and players' utilities.

The remainder of the paper is organized as follows. Section 2 puts forward our model of an AI regulation game, which is an extensive form game between a regulator and two players,² G and D , taking actions in order. Section 3 analyzes the *one-attribute* version of the game, in which players are only deciding which level of safety to bring the technology to. Here we derive theoretical results on the existence of the *back-firing* effect and the *Pareto-improvement* effect of regulation. Section 4 generalizes the game to a two-attribute setting with quadratic costs. It provides the players' subgame perfect equilibrium strategies in the presence of regulation. Finally, Section 5 contains a set of numerical results that simulate two-attribute games. These results exhibit backfiring and coordination effects that arise in particular regulatory regimes. This section also contains an analysis of the game with varying cross-terms-parameters that mediate the relationship between investments in performance and safety.

2 A MODEL OF REGULATING AI SAFETY

Here we offer a formal model for analyzing the effects of regulation on the development of AI applications. Our model is a sequence of sub-games between two players. Each player will choose whether and how to contribute to the technology at a certain point in the development of the technology, and some revenue is received depending on the ultimate attributes of the technology. The players are constrained by regulatory floors on safety, which will be set exogenously by a regulator.

Players. A general-purpose producer, referred to as G , invests in a technology that may be adapted by domain-specialist(s), referred to as D_i . The generalist is the first to invest in the technology, meaning that before G moves, the technology's attributes begin at value 0. Each specialist D_i makes an investment after the generalist has moved.

Technology. We say a technology is described by one or more non-negative attributes $\gamma \in \mathbb{R}^d$. In this paper, we are interested in two attributes in particular: *performance* and *safety*.³ We will provide analysis for the case where $d = 1$ (where safety is considered as a stand-alone feature) and where $d = 2$ (where investments in performance and safety are considered jointly, and players are navigating along a two-dimensional plane). Unless otherwise specified, we assume $d = 2$ and that $\gamma = [\alpha, \beta]$ where α refers to performance and β refers to safety.

Economic interests. Each player, acting in a way that maximizes their self-interest, invests some non-zero amount in the technology. G invests to γ_0 and each D_i further invests to γ_i . Accordingly, each must pay a cost for their investment, $\phi_0(\gamma_0)$ and $\phi_i(\gamma_i; \gamma_0)$, respectively. After both players invest, they share a revenue that is brought in as a function of the ultimate attributes of the technology, $r(\gamma_i)$. We assume that, for some $\delta_i \in [0, 1]$, G gets $\delta_i r(\gamma_i)$ in revenue and D_i gets $(1 - \delta_i)r(\gamma_i)$. δ_i could either be exogenously fixed and given ahead of the game play, or it can be the result of bargaining between G and D_i . When we analyze a game with only one specialist, we will drop the subscript and use δ .

Regulation We model regulation as imposed exogenously on the environment. Regulation is a *minimum constraint* on the safety investment that the players make. A regulation that targets G 's investment is characterized by a value $\theta_G \in \mathbb{R}^+$. A non-zero regulation would constrain G 's

²The regulator can be thought of either as a third player or as an exogenous source of information which gets announced at the first step of the game.

³We note, however, that the results and inferences we draw may hold for other attributes that relate to one another with similar structure.

strategy such that $\gamma_0[1] \geq \theta_G$. A regulation targeted at the domain-specialist, similarly, would take the form θ_D and lead the domain-specialist to be constrained in their strategy so $\gamma_i[1] \geq \theta_D$.

Gameplay. The game proceeds as a sequence of subgames:

- Regulation $\{\theta_G, \theta_D\}$ is announced.
- G, D_i jointly bargain over revenue-sharing agreement δ_i .
- G chooses to either abstain or invest in the technology, bringing it to

$$\gamma_0 = \begin{bmatrix} \alpha_0 \\ \beta_0 \end{bmatrix}.$$

- D_i chooses to either abstain or invest in the technology, bringing it to

$$\gamma_i = \begin{bmatrix} \alpha_i \\ \beta_i \end{bmatrix}.$$

- The technology brings in revenue $r(\gamma_i)$, which will be shared between G and D_i .

The utilities of the players are given below:

$$U_G := \delta_i r(\gamma_1) - \phi_0(\gamma_0); \quad U_{D_i} := (1 - \delta_i) r(\gamma_1) - \phi_1(\gamma_1; \gamma_0)$$

The best-response sub-game perfect equilibrium strategy for the generalist and specialist, respectively, would be given by:

$$\gamma_0^* := \arg \max_{\gamma_0} U_G \text{ s.t. } \beta_0 \geq \theta_G; \quad \gamma_i^* := \arg \max_{\gamma_i} U_{D_i} \text{ s.t. } \beta_i \geq \theta_G.$$

Finally, the players will opt to *abstain*, if they prefer 0 utility to any other feasible strategy. If either player chooses to *abstain*, then *both* players receive 0 utility.

2.1 Related Work

The rise of AI-related incidents have motivated several AI incident repositories to keep track of common risks [1, 16]. Scholars have attempted to taxonomize AI harms to make sense of the growing array of incidents [18, 23]. Most existing AI risk taxonomies organize risks primarily by *domains*. These include risks to the *physical or psychological well-being* of people, *human rights and civil liberties*, *political and economic structures*, *society and culture*, and *the environment* [2]. In our stylized model, we capture all such considerations using a single scalar that can be toggled by players through investments in safety.

We build on and extend the *fine-tuning games* model developed by Laufer et al. [14]. Their model builds a one-dimensional fine-tuning game with no regulation. We extend this model in two ways: First, the players' strategy space is two-dimensional in our model, to capture the dynamic that often arises where a regulator wants to steer the technology in a direction (e.g., safety) other than that which is most-profitable (e.g., performance). Second, we introduce the regulation, which can be seen as a *floor* constraining the feasible strategy space of each player. This allows us to explore when targeting generalists, specialists, both or neither is preferable for achieving desiderata like safety.

A number of other scholars have attempted to use game theory and applied modeling techniques to understand the market implications of AI and machine learning technologies [5, 8, 10, 11, 15]. Jagadeesan et al. [12] explores the interplay between interests in safety and accuracy in a market for the development of a machine learning model. Xu et al. [25] adapt the fine-tuning games model to a setting in which domain specialists compete and enter a marketplace over time. They find a back-firing effect of *openness* in this setting. Viscusi and Moore [21] develops a one-player model

with no order-of-play effects in which a firm is responding to product liability and making a decision along the dimensions of safety and innovation.

3 ONE-ATTRIBUTE GAME

In this section, we analyze a simple version of the game with one attribute – safety only. This version of the game can be thought of as a special case of the more general two-dimensional game. To see why this is the case, we can imagine a two dimensional game with $r(y_i) = 0 * \alpha_i + f(\beta_i)$ where f is some function independent of α_i . We must further require that the cost functions ϕ_0, ϕ_i are increasing in α_0 and α_i , respectively, at any safety value. If investing in α is costly and comes with no revenue benefit, neither player will ever invest in it. In these instances the game collapses to a one variable game over the β number line.

The simple version of the game here consists of one specialist and one generalist. The game begins when a regulator announces floors $\{\theta_G, \theta_D\}$ constraining the players' investments in β_0 and β_1 . $\theta_G = 0$ and $\theta_D = \theta_G$ correspond to no regulation of the generalist and the specialist, respectively.⁴ After regulations are announced, G and D engage in a bargaining process to arrive at a revenue-sharing agreement δ . The generalist then takes their turn, bringing the technology to a level of safety $\beta_0 \geq 0$ at cost $\phi_G(\beta_0) := c_0\beta_0^2$. Finally, the specialist takes their turn, bringing the technology to a level of safety $\beta_1 \geq \beta_0$ at cost $\phi_1(\beta_1; \beta_0) := c_1(\beta_1 - \beta_0)^2$. We use these *quadratic cost function forms*, in keeping with the intuition that costs should increase with investment, and that these increases should grow at with high levels of investment. Finally, we imagine revenue is simply $r(\alpha_1) := r\alpha_1$, for some real $r \geq 0$. These particular forms conform with prior work analyzing this game and its variants [14, 25]. The utilities of the players for this particular case are stated below.

$$U_G = \delta r\beta_1 - c_0\beta_0^2; U_D = (1 - \delta)r\beta_1 - c_1(\beta_1 - \beta_0)^2$$

The section will proceed as follows: First, in 3.1 we will derive the subgame perfect equilibrium strategies of the players under regulation. Second, we will prove our key result, that regulation can *backfire*, and we will arrive at a characterization of when this occurs. Although the backfiring effect might seem to suggest that regulation can be harmful to the players' utilities and to the technology's safety, in 3.3 we show formally that regulation can have a positive effect: Targeted correctly, it can boost the utilities of both players and improve safety.

3.1 Subgame perfect equilibrium strategies

Here we derive the best-response strategies for the two players using backward induction.

PROPOSITION 3.1. *Given a one-attribute fine-tuning game with regulatory constraints θ_G, θ_D , bargaining parameter δ , and upstream investment β_0 , D 's subgame perfect equilibrium strategy is given by:*

$$\beta_1^* = \begin{cases} \max \left[\theta_D, \beta_0 + \frac{(1-\delta)r}{2c_1} \right] & \text{if } \beta_0 \geq \theta_D - \sqrt{\frac{(1-\delta)r\theta_D}{c_1}} \\ \text{abstain} & \text{else.} \end{cases}$$

The proof is provided in Appendix 7.1. The strategy is found by solving the following optimization:

$$\beta_1^*(\beta_0, \delta, \theta_D) = \arg \max_{\beta_1} U_D(\beta_0, \beta_1, \delta, \theta_D) \text{ s.t. } \beta_1 \geq \theta_D$$

⁴Given this game can describe the unregulated univariate scenario when $\theta_G = \theta_D = 0$, our solutions here can be seen as a strict generalization of the univariate game with quadratic costs analyzed by [14].

PROPOSITION 3.2. *Given a one-attribute fine-tuning game with regulatory constraints θ_G, θ_D and bargaining parameter δ , G 's subgame perfect equilibrium strategy is one of the values in the following set:*

$$\beta_0^* \in \left\{ \frac{\delta r}{2c_0}, \max \left[\theta_G, \theta_D - \sqrt{\frac{(1-\delta)r\theta_D}{c_1}} \right], \text{abstain} \right\}$$

The solution can be found through the following deterministic process: For each numerical candidate β_0^c in the set above, evaluate $U_G(\beta_0^c, \beta_1^)$ and $U_D(\beta_0^c, \beta_1^*)$. Omitting the numerical candidates that yield negative utility for either player, choose the member of the set that maximizes U_G .*

The proof of the above proposition is provided in Appendix 7.2. Rather than defining the Lagrangian, as we did for Proposition 7.1, here we take an even more capacious approach: we manually evaluate the utility of G at all critical points identified in the *unconstrained* version of the optimization, ignoring all constraints. Then, we additionally test all critical points found by invoking every possible combination of constraints. As long as the utility is not flat over any region, this approach arrives at a finite set of candidates to check manually.

The sub-game perfect equilibrium strategies are identifiable using the procedures specified above. These are *closed-form* in the sense that we can specify an exact procedure (for arriving at the strategy, given the game's inputs, using familiar mathematical language (+, −, ×, √, >, and if). However, observe these solutions are somewhat *clunky*: they require one or multiple if-then clauses, function evaluations and inequality comparisons. The generalist solution does not state a clean condition in terms of the threshold values (θ_G, θ_D) for when G would prefer the anarchy strategy (listed first) or the minimally-compliant strategy (listed second). This omission is not without reason, and the subtlety of this task motivates the analysis in the rest of the section.

Even assuming we do not regulate the generalist, $\theta_G = 0$, finding the threshold value θ_D at which G is indifferent between the first and second candidate strategies requires solving the roots of a quartic polynomial equation of the form $a\theta_D^2 + b\theta_D\sqrt{\theta_D} + c\theta_D + d = 0$ for a flexible set of coefficient values, where we have no reason to believe that a special factorization exists. Polynomials of this form technically have closed-form solutions but they require considerable algebraic complexity to solve, and once solved, their end-result is typically much more 'clunky' than our stated solution.

Thus, though we have solutions for the players' strategies, in the remainder of the section we hope to arrive at some characterizations and findings with more expressive power to convey interesting quirks and characteristics about how the players best-respond to regulation. We ask: Under what conditions does the generalist prefer to switch their strategy from the unconstrained ('anarchy') solution to a strategy that accounts for regulation? In analyzing this transition we find something interesting: that G will prefer to switch to a minimally-compliant strategy at a regulation level *lower* than the safety achieved in anarchy. This we term 'back-firing.'

3.2 Backfiring effect

Here we focus on characterizing a particular quirk about G 's subgame perfect equilibrium strategy. We find, specifically, that there are games in which G will shift strategies in response to regulation even if the regulatory floor remains *below* the targeted players' strategies in anarchy. After observing a single instance, we will provide a theorem that suggests this non-monotonic effect of regulation is present in a wide swath of games. We start by defining back-firing formally.

DEFINITION 3.1 (REGULATORY BACKFIRING). *A fine-tuning game exhibits **backfiring** if and only if there exists a regulatory threshold $\Theta = \theta > 0$ such that the subgame perfect equilibrium strategies yield a safety level lower than the safety level reached by the same game with no regulation: $\beta_1^*(\Theta = \theta) < \beta_1^*(\Theta = 0)$.*

A single instance. To motivate our analysis in this section, we start by observing a single instance of regulatory back-firing in the one-attribute setting.

PROPOSITION 3.3. *Assume preferences are aggregated in a utilitarian manner for the joint decision of δ . There exists a fine-tuning game in which imposing regulatory floor(s) on safety $\{\theta_G, \theta_D\}$ backfires.*

We prove the above proposition in Appendix 7.3. To do so, we work through a particular example: the one-attribute, one-specialist, quadratic-cost fine-tuning game specified by the following parameters: $c_1 = c_0 = r = 1$. The regulatory regime is $\theta_G = 0, \theta_D = 0.49$. We evaluate the players' strategies without regulation first, then with, and find backfiring indeed occurs.

We note that, although the above proposition was proven in the case where bargain arrives at a *utilitarian* optimum, numerical simulations imply that the same result (even using the same numbers in the example above) holds for other common bargaining solutions: Nash bargaining [17], egalitarian, and Kalai-Smorodinsky [13]. Indeed, in our next result, we find that *no matter the profit-sharing arrangement*, as long as it isn't one-player-take-all, regulatory floors have a non-monotonic impact on safety.

A more general characterization. Now that we have established that backfiring *can* occur in the fine-tuning game setting, we turn our attention to *when* it occurs. Here we prove a general result, that *any* game in which the players share some amount of revenue and effort will exhibit backfiring effects.

Some additional notation. Assume δ is fixed and all steps of the game prior to G 's turn have been completed. For every feasible G strategy β_0 , we can denote D 's best-response as $\beta_1^*(\beta_0)$. With these two ingredients, we can define a tuple representing the pair of strategies: $(\beta_0, \beta_1^*(\beta_0))$. We define the set S to be all such feasible pairs of strategies. 'Feasible' here means those strategies which leave both G and D with non-negative utility. We use the subscript S_θ to track the particular regulatory threshold. The feasible pairs of strategies in the unregulated game is given by S_0 , and the feasible pairs of strategies in a game with threshold $\theta = 1.5$ is denoted $S_{1.5}$. Occasionally, we refer to the unregulated game with the superscript A (for anarchy), e.g. β_1^A refers to the unregulated safety level. Observe that any set of tuples S_θ can be separated into two mutually exclusive and collectively exhaustive sets:

- $S_\theta^{\text{minimally compliant}}$ is the set of all tuples where D 's best response has safety $\beta_1^* = \theta$.
- $S_\theta^{\text{contribute}}$ is the set of all tuples where D 's best response has safety $\beta_1^* > \theta$.

Finally, we define the relation $>_P$ to compare one particular feasible strategy tuple to another, according to player P 's utility. In other words, if $(0.5, 0.6) >_G (0.7, 0.8)$, then we say the utility of G is higher if G chooses to invest to safety 0.5 rather than 0.6. Further, we may put an entire set on one side of the relation: $(\beta_0^{OPT}, \beta_1^{OPT}) \geq_G S_0$ means that the tuple $(\beta_0^{OPT}, \beta_1^{OPT})$ is G 's optimal strategy in anarchy.

Formal finding. We are now ready to state our formal finding, that backfiring occurs in any univariate fine-tuning game with quadratic costs for which the players share revenue, $\delta \in (0, 1)$.

THEOREM 3.1. *Given any one-attribute fine-tuning game with quadratic costs, where a regulatory threshold is targeted at the domain-specialist. There exists a weak regulatory regime with $\theta_D \in (0, \beta_1^A)$ where regulatory backfiring occurs for all $\delta \in (0, 1)$.*

The theorem is proven through a sequence of Lemmas. The full proof is provided in Appendix 7.4, but the Lemmas are provided below to summarize the proof and provide intuition:

LEMMA 3.1. *For any threshold $\theta_D > 0$, $S_\theta^{\text{contribute}} \subset S_0$.*

LEMMA 3.2. *If $\theta_D \geq \beta_1^A$, backfiring is impossible.*

LEMMA 3.3. *Given a threshold θ_D , backfiring can occur only if the strategies $(\beta_0, \beta_1) \in S_\theta^{\text{minimally compliant}}$.*

LEMMA 3.4. *G 's optimal strategy yielding minimal compliance from D is $\beta_0^{\text{minimal compliance}} = \max\left(0, \theta_D - \sqrt{\frac{(1-\delta)r\theta_D}{c_1}}\right)$.*

As an immediate corollary to the Lemmas we have provided above, we can state the following relationship which must hold in cases of backfiring:

COROLLARY 3.1. *At a given regulatory threshold θ_D , backfiring occurs if and only if $U_G(\beta_0^{MC}, \beta_1^{MC}; \theta_D) > U_G(\beta_0^A, \beta_1^A)$ and $\theta_D < \beta_1^A$*

Notice we have closed forms for $\beta_0^{\text{minimal compliance}}$ from Lemma 3.4, $\beta_1^{\text{minimal compliance}} := \theta_D, \beta_0^A$, and β_1^A . Thus, the remainder of the proof is to show that this relationship holds at threshold $\theta_D = \beta_1^A - \epsilon$, for some $\epsilon > 0$. As we will see, this relationship will hold for *all* games, as long as ϵ is sufficiently small, $r > 0$, and $\delta \in (0, 1)$.

LEMMA 3.5. *Given a fine-tuning game with $r > 0$, and $\delta \in (0, 1)$. There exists some $\epsilon > 0$ such that, at threshold $\theta_D = \beta_1^A - \epsilon$, $U_G(\beta_0^{MC}, \beta_1^{MC}; \theta_D) > U_G(\beta_0^A, \beta_1^A)$.*

The above Lemmas are all proven in Appendix 7.4. We note that, although the formal proof uses the particular quadratic class of cost functions, the proof should proceed almost identically for *polynomial* cost functions of the form $\phi_G = c_0\alpha_0^k, \phi_D = c_0(\alpha_1 - \alpha_0)^k$ for $k \geq 2$. Intuitively, further generalizations may be possible to even more flexible and broad functional forms. The point here is to show that backfiring does not only exist in single degenerate cases: It occurs in a wide swath of games in which players share revenue and each contribute non-zero effort to the development of the technology.

A visual depiction of this effect, in the one-attribute model, is provided in Figure 3. The figure shows the strategies of *both* players: the generalist's investment β_0 and the specialist's investment β_1 , as a function of the threshold directed at the domain-specialist, θ_D . Our results suggest that the band of threshold values for which backfiring occurs is smaller if δ is small, meaning the specialist is empowered in the bargain and receives a high portion of revenue. The backfiring band is wider – and the magnitude of backfiring is higher – for large δ .

3.3 Regulation as Commitment Device

Our observation that regulation can backfire suggests that there are scenarios where regulation harms the development of the technology and also harms the agents involved in producing the technology. In this section, we turn to a result that suggests there are instances where regulation has a beneficial effect. More formally, we show that there exist cases where regulation can leave both players *better off* than anarchy, while also benefiting the safety of the technology. In other words, even though the regulation *constrains* the space of investment that players are able to achieve, it can nonetheless leave players better off.

A single instance. As we did in the prior section, we will begin with an individual case where we observe the beneficial effect of regulation.

PROPOSITION 3.4. *There exists a fine-tuning game in which imposing regulatory floor(s) on safety $\{\theta_G, \theta_D\}$ strictly improve U_G, U_D and safety β_1 .*

The proposition is proven in Appendix 7.5 using the example of a one-attribute, one-specialist, quadratic-cost fine-tuning game specified by the following parameters: $c_1 = c_0 = r = 1$. The no-regulation gameplay (which was already analyzed and solved in the proof of Proposition 3.3) is

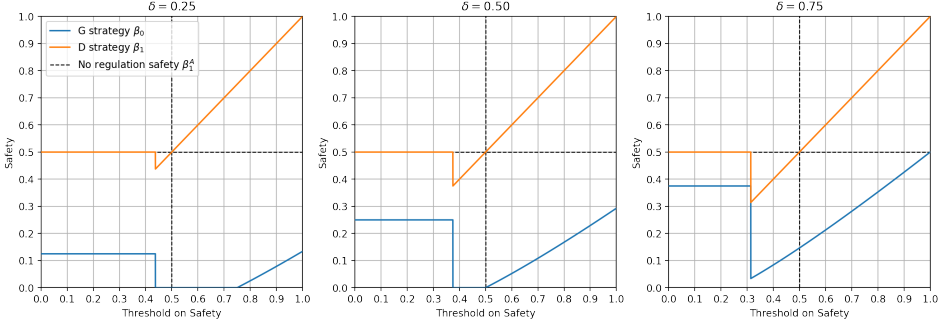


Fig. 3. Detecting backfiring in the one-attribute game, at varying values of δ . Here we take $c_0 = c_1 = r = 1$. There is one domain specialist and the generalist and specialist strategies are depicted in blue and orange, respectively. Across a range of profit-sharing parameters δ , the generalist is observed to drop its investment in safety, yielding a minimally-compliant safety level at a level of regulation $\theta_D < \beta_1^A = \frac{1}{2}$ — that is, lower than the no-regulation safety level. The size of the band in which backfiring occurs, and the total magnitude of the effect, is lower when δ is low, meaning more revenue flows to the domain-specialist.

compared to the regulatory regime in which $\theta_G = 0.5$, $\theta_D = 1$. It is shown this regulatory regime yields better utilities for both players.

General result. We now move to a more general characterization of the existence of G- and D-benefiting regulation in a wide swath of fine-tuning games.

THEOREM 3.2. *Given any one-attribute fine-tuning game with quadratic costs. For any non-extreme bargaining outcome $\delta \in (0, 1)$, there exists some $\epsilon > 0$ such that a regulatory regime $\theta_G = \beta_0 + \epsilon$, $\theta_D = \beta_1 + 2\epsilon$ leaves both players with higher utility than anarchy.*

The theorem's full proof is provided in Appendix 7.6. However, we include the component Lemmas below to give a rough outline of the line of reasoning.

LEMMA 3.6. *In the game described above, G will minimally comply: $\beta_0^R = \beta_0^A + \epsilon$.*

LEMMA 3.7. *In the game described above, D will minimally comply: $\beta_1^R = \beta_1^A + 2\epsilon$*

LEMMA 3.8. *For any $\delta \in (0, 1)$, and sufficiently small $\epsilon > 0$, the players prefer the regulation $\{\theta_G = \beta_0^A + \epsilon, \theta_D = \beta_1^A + 2\epsilon\}$ to no-regulation.*

Discussion. We have shown in this section that although regulation can backfire, it can also improve the utility of both players while also improving the level of safety of the technology. This finding raises the following question: if it was possible to achieve higher utilities all around *and* higher safety, why was this set of strategies not chosen by the players in the unregulated game? The players did not opt for this set of strategies because these strategies are dominated for at least one player in at least one subgame. In other words, in a hypothetical scenario where the players agree to the additional investments with no regulatory constraints, when the game reaches the last step (D's investment), D benefits *more* from investing only $\frac{(1-\delta)r}{2c_1}$, rather than the agreed upon value $\frac{(1-\delta)r}{2c_1} + \epsilon$. Without the regulation constraining D's behavior away from changing strategies in the final hour, nothing is to stop D from pursuing the highest-utility strategy, even if it undermines G. Thus, the fine-tuning game has a prisoner's dilemma dynamic baked into it: there are feasible strategies that leave both players better off, but these strategies are not equilibria, absent regulation.

Absent regulation, the players might *wish* they could ensure the other will uphold their side of a verbal agreement, though they are unable to guarantee it. Regulation, therefore, can act as

a *commitment device*, which lends teeth to agreements that the players are able to enter prior to making their investments. This commitment device can be valuable in a formal sense: Both players would be willing to pay for it, as long as the price is less than the amount of utility they collectively gain under regulation.

Although our model sets up regulation as something exogenous, not chosen by the players in the game, our findings suggest that regulation might actually arise naturally in an arrangement of this sort. If developers are rational actors seeking to maximize their utility, they would *prefer* to guarantee mutual commitment, and therefore opt for regulation and even seek it out. These findings perhaps provide intuition for real-world scenarios in which firms and entities openly call for regulation, as these regulations can help guarantee and underwrite the contracts firms wish to make in sequential development pipelines.

4 MULTI-ATTRIBUTE GAME

In this section we analyze a generalization of the fine-tuning game in which players can invest along a combination of two attributes, performance (α) and safety (β), summarized in the choice of $\gamma = [\alpha, \beta]$. We will assume that the players have quadratic cost forms and linear revenue. These forms are in keeping with the quadratic forms of the prior section, however, specifying a quadratic function over two attributes requires defining a matrix of cost coefficients and a vector of revenue coefficients. The *cross-terms* in this matrix represent how the cost depends on whether an investment is made in *both* performance and safety, compared to one alone.

$$\phi_0(\gamma_0) = \gamma_0^T C_0 \gamma_0,$$

$$\phi_1(\gamma_1; \gamma_0) = (\gamma_1 - \gamma_0)^T C_1 (\gamma_1 - \gamma_0),$$

$$r(\gamma_1) = r^T \gamma_1,$$

$$\text{where } C_0 = \begin{bmatrix} c_{0,\alpha\alpha} & c_{0,\alpha\beta} \\ c_{0,\alpha\beta} & c_{0,\beta\beta} \end{bmatrix}; \quad C_1 = \begin{bmatrix} c_{1,\alpha\alpha} & c_{1,\alpha\beta} \\ c_{1,\alpha\beta} & c_{1,\beta\beta} \end{bmatrix}; \quad r = \begin{bmatrix} r_\alpha \\ r_\beta \end{bmatrix}.$$

The players' utilities can thus be expressed as:

$$U_G := \delta r^T \gamma_1 - \gamma_0^T C_0 \gamma_0,$$

$$U_D := (1 - \delta) r^T \gamma_1 - (\gamma_1 - \gamma_0)^T C_1 (\gamma_1 - \gamma_0).$$

It should be noted that not all values for the above parameters correspond to realistic or interesting scenarios. For example, we need to assume that the diagonal entries of both cost matrices $c_{0,\alpha\alpha}, c_{0,\beta\beta}, c_{1,\alpha\alpha}, c_{1,\beta\beta}$ are non-negative, to capture that investments in goods like safety and performance should have non-zero cost. Although the cross-terms of the cost matrices can be negative, we require that $c_{0,\alpha\beta} > \sqrt{c_{0,\alpha\alpha}c_{0,\beta\beta}}$ and $c_{1,\alpha\beta} > \sqrt{c_{1,\alpha\alpha}c_{1,\beta\beta}}$, since it should not be that some combination of investments in α, β come at negative cost, and therefore could bring in infinite profit.

Our game follows the same steps as the game in the prior section, and each players' choices over α and β are to be thought of as simultaneous across the two attributes, representing a joint optimization over performance and safety.

Given that this game is a strict generalization of the fine-tuning game, every instance of a one-attribute game is a special case of this more general setting. Therefore, the existence of both back-firing and Pareto-improving regulation is already established for this setting, as we can simply choose the same examples used in the prior section. Rather than providing individual worked examples, we provide closed subgame perfect equilibria strategies, and implement them in a computer program. Our results suggest that back-firing occurs in a host of games in the multi-attribute setting, as does Pareto-improving regulation.

We start by providing sub-game perfect equilibria strategies in the world with no regulation, and then provide solutions for the regulated game. As we will see, the solutions in the case with regulations are significantly more cumbersome. The form of problem we are dealing with is a continuous (not-necessarily-convex) optimization problem with a constant number of constant-degree polynomials in a constant number of variables. Broadly, the strategy is to put forward a small number of candidate points that must be checked, and the rest can be implemented numerically. Therefore, after stating the solved subgame perfect equilibria strategies for the quadratic case, we will move to a slate of numerical results and findings analyzing the feasible games and the effects of regulation.

4.1 Subgame perfect equilibria strategies without regulation

In this section, we state the subgame perfect equilibrium strategies to the game under *no regulation*. We do so for two reasons: First, these can provide intuition about the behavior of the players in the two-attribute game, before adding the complexity of regulation. Second, because the two-attribute version of the game has heretofore not been introduced, the basic strategies with no regulation are novel.⁵

PROPOSITION 4.1. *Given a two-attribute fine-tuning game with quadratic costs, no regulation, and bargaining parameter δ , any domain specialist D 's subgame perfect equilibrium strategy is one of the values in the following set:*

$$\gamma_1^* \in \left\{ \gamma_0 + \frac{(1-\delta)}{2} C_1^{-1} r, \left[\begin{array}{c} \alpha_0 \\ \beta_0 + \frac{(1-\delta)r_\beta}{2c_{1\beta\beta}} \end{array} \right], \left[\begin{array}{c} \alpha_0 + \frac{(1-\delta)r_\alpha}{2c_{1\alpha\alpha}} \\ \beta_0 \end{array} \right], \left[\begin{array}{c} \alpha_0 \\ \beta_0 \end{array} \right] \right\}$$

The strategy is the feasible candidate which maximizes U_D , subject to $U_D \geq 0, \alpha_1 \geq \alpha_0, \beta_1 \geq \beta_0$.

PROPOSITION 4.2. *Given a two-attribute, two-player fine-tuning game with quadratic costs, no regulation, and bargaining parameter δ , G 's best-response is one of the following candidates:*

$$\gamma_0^* \in \left\{ \frac{\delta}{2} C_0^{-1} r, \left[\begin{array}{c} 0 \\ \frac{\delta r_\beta}{2c_{0\beta\beta}} \end{array} \right], \left[\begin{array}{c} \frac{\delta r_\alpha}{2c_{0\alpha\alpha}} \\ 0 \end{array} \right], \left[\begin{array}{c} 0 \\ 0 \end{array} \right] \right\}$$

The strategy is the candidate which maximizes U_G , subject to $U_G \geq 0, U_D \geq 0, \alpha_1 \geq 0, \beta_1 \geq 0$.

The steps for arriving at these candidates follow directly from the procedure laid out in our proof of Propositions 3.1 and 3.2. Thus, for brevity, we simply refer to these proofs and omit the algebra here.

The strategies offer intuition about the set of strategies players might opt to take. They may venture in the direction of some combination of performance and safety, that is, move to a point that does not reside on either constraint. Or, alternatively, they may creep along the axes constraining their strategy space, and invest minimally in either performance or safety. Notice that the players do not abstain in the case with no regulation, because the origin point is feasible for G , and the no-investment point (α_0, β_0) is feasible for D . These points represent cost-free strategies with non-negative revenue so abstaining would never dominate.

4.2 Subgame perfect equilibria strategies with regulation

Here we provide the subgame perfect equilibria strategies of the two players in our two-attribute game, in the presence of regulation. Notice that the no-regulation game play can be derived from these solutions simply by plugging in $\theta_D = \theta_G = 0$. The solutions require checking a number

⁵In the case of one attribute, the no-regulation strategies have already been put forward by [14].

of candidates, but this number has grown somewhat to account for the possible responses to regulation.

PROPOSITION 4.3. *Given a two-attribute fine-tuning game with quadratic costs, regulatory constraints θ_G, θ_D , and bargaining parameter δ , the domain specialist D 's subgame perfect equilibrium strategy is one of the values in the following set:*

$$\gamma_1^* \in \left\{ \gamma_0 + \frac{(1-\delta)}{2} C_1^{-1} r, \left[\beta_0 + \frac{(1-\delta)r_\beta}{2c_{1\beta\beta}} \right], \left[\alpha_0 + \frac{(1-\delta)r_\alpha}{2c_{1\alpha\alpha}} - \frac{c_{1\alpha\beta}}{c_{1\alpha\alpha}} (\theta_D - \beta_0) \right], \left[\frac{\alpha_0}{\beta_0} \right], \text{abstain} \right\}$$

The strategy is the feasible candidate which maximizes U_D , subject to $U_D \geq 0, \alpha_1 \geq \alpha_0, \beta_1 \geq \max(\beta_0, \theta_D)$.

PROPOSITION 4.4. *Given a two-attribute, two-player fine-tuning game with quadratic costs, regulatory constraints θ_G, θ_D , and bargaining parameter δ , G 's best-response is one of the following candidates:*

- $\frac{\delta}{2} C_0^{-1} r$,
- $\left[\begin{array}{c} 0 \\ \frac{\delta r_\beta}{2c_{0\beta\beta}} \end{array} \right]$,
- $\left[\begin{array}{c} \frac{\delta r_\alpha}{2c_{0\alpha\alpha}} - \frac{c_{0\alpha\beta}}{c_{0\alpha\alpha}} \theta_G \\ \theta_G \end{array} \right]$,
- $\left[\begin{array}{c} 0 \\ \theta_G \end{array} \right]$,
- abstain,
- Three additional candidates along the $U_D = 0$ constraint, which is given by the following quadratic equation:

$$(1-\delta)r_\alpha\alpha_0 + \left(\frac{(1-\delta)^2 r_\alpha^2}{4c_{1\alpha\alpha}} + (1-r_\beta\theta_D - \frac{c_{1\alpha\beta}}{c_{1\alpha\alpha}}(1-\delta)\theta_D + \frac{c_{1\alpha\beta}^2}{c_{1\alpha\alpha}\theta_D^2} - c_{1\beta\beta}\theta_D^2 \right) + \\ \left(\frac{c_{1\alpha\beta}}{c_{1\alpha\alpha}}(1-\delta)r_\alpha - 2\frac{c_{1\alpha\beta}}{c_{1\alpha\alpha}}\theta_D + 2c_{1\beta\beta}\theta_D \right) \beta_0 + \left(\frac{c_{1\alpha\beta}}{c_{1\alpha\alpha}} - c_{1\beta\beta} \right) \beta_0^2 = 0$$

The strategy is the candidate which maximizes U_G , subject to $U_G \geq 0, U_D \geq 0, \alpha_1 \geq \alpha_0, \beta_1 \geq \theta_G$.

We do not prove the statement above formally, as the algebra steps follow the same procedures as the proofs that precede it (only much longer). Instead, here we outline the intuition behind the strategy as follows: Notice that the optimization is an inequality-constrained quadratic optimization problem. The problem has been set up so no solutions exist at infinity, that is, the solutions will either be local maxima or will reside on constraints. Therefore, we can find the critical points for the unconstrained problem, as well as the critical points for every possible combination of every constraint in our problem. This yields a set of candidates, which are worked out and listed in the set above.

There is a bit of additional subtlety in the process for arriving at the last three candidates along the constraint listed at the end of the Proposition. Two of the three candidates reside at the intersection of this constraint with the other constraints—that is, they satisfy the constraint listed and either $\alpha_0 = 0$ or $\beta_0 = \theta_G$. Finding the point that satisfies these combinations of constraints is only as hard as solving the roots of a one-variable quadratic, at worst. The third one, however, is a bit more convoluted. This candidate can be described as the solution to the optimization problem $\max_{\gamma_0} U_G$ s.t. $U_D = 0$, where the other constraints are ignored. Though this is a (not-necessarily

convex) quadratic program, specifying the Lagrangian suggests that its solution must be the solution of a system of three distinct equations with three unknown variables $(\alpha_0, \beta_0, \lambda) \in \mathbb{R}^3$. Two of these equations are quadratic, and the other is linear:

- $\delta r_\alpha - 2c_{0\alpha\alpha}\alpha_0 - 2c_{0\alpha\beta}\beta_0 - \lambda(1 - \delta)r_\alpha = 0$,
- $\frac{\delta c_{1\alpha\beta}r_\alpha}{c_{1\alpha\alpha}} - 2c_{0\beta\beta}\beta_0 - 2c_{0\alpha\beta}\alpha_0 - \lambda \left(\frac{c_{1\alpha\beta}}{c_{1\alpha\alpha}}(1 - \delta)r_\alpha - 2\frac{c_{1\alpha\beta}^2\theta_D}{c_{1\alpha\alpha}} + 2 \left(\frac{c_{1\alpha\beta}}{c_{1\alpha\alpha}} - c_{1\beta\beta} \right) \beta_0 \right) = 0$,
- The quadratic stated in the proposition.

Though there may be multiple roots satisfying the above equations, the roots are bounded in typical fashion by Bezout's Theorem. Further algebra for arriving at solutions is left to the computer.

5 NUMERICAL RESULTS

In this section, we describe our numerical implementation of the two-attribute fine-tuning game with quadratic costs. Our goal is to understand which outcomes and strategies are achievable in the multi-attribute setting. When do regulations backfire? What regulations represent a Pareto-improvement? Can utility gains be achieved by regulating one player individually, or must there be a combined profile of thresholds for each player?

We will implement a set of tests, in which we observe a significant number of solved games. The worked examples will cover a wide of regulatory strategies, which all fall into one of four categories:

- No regulation: $\theta_G = \theta_D = 0$
- Regulate G : $\theta_G > 0, \theta_D = \theta_G$
- Regulate D : $\theta_G = 0, \theta_D > 0$
- Regulate both: $\theta_D > \theta_G > 0$.

We start with an analysis of what we call the *basic game*, which is given by the simple set of cost and revenue parameters:

$$C_0 = C_1 = \begin{bmatrix} 1 & 0 \\ 0 & 1 \end{bmatrix}, r = \begin{bmatrix} 1 \\ 1 \end{bmatrix}$$

This simple game still affords a notable amount of complexity. We start (Section 5.1) by analyzing the effect of regulation over a varying set of θ_G, θ_D , and δ values, in this canonical setting. We discuss the set of utility implications and the effects of bargaining in Section 5.2. We then (Section 5.3) move beyond the canonical setting to analyze the impact of *cross-terms* in the cost function on safety regulation, and its implications for performance.

5.1 Set up

Our implemented program offers a numerical solution for the strategies and utility implications in any feasible two-attribute fine-tuning game with quadratic costs specified in the prior section.

Our numerical analysis starts by solving games over a dense grid of θ_G, θ_D , and δ values. For these games, we use the *basic* set of cost and revenue parameters. For this setting, we are able to visualize the set of feasible regulation pairs, the bargained best-response game from the players, and ultimately, (performance, safety) strategies and utility implications.

We increment θ_G in the range $[0, 1.2]$ in intervals of 0.1, θ_D in the range $[\theta_G, 2.2]$ in increments of 0.05, and 98 values of δ incremented over the range $[0.01, 0.99]$, for a total dataset of $n = 49,686$ games. The set of regulations, with a visualization of back-firing and Pareto-improving regions, is depicted in Figure 4. The set of utility values attained over all simulated games is depicted in Figure 5. The set of performance and safety values attained over these games is depicted in Figure 7. Additional information is provided in Appendix 8.

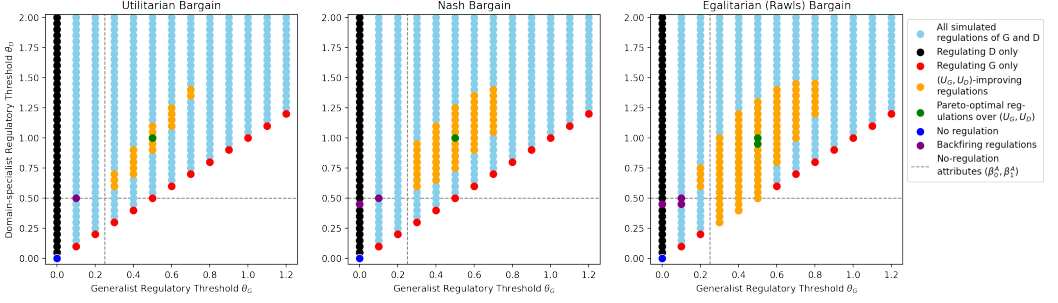


Fig. 4. Results from numerical tests over the set of possible (θ_G, θ_D) pairs in the basic two-attribute, two-player, quadratic-cost fine-tuning game with 0 cross-terms. Backfiring is detected in all three cases. Backfiring occurs in the weak regulatory regime (when θ_D is just below β_0^A). Regulations that Pareto-improve both players' utilities over anarchy are detected for all three bargaining solutions. The highest aggregate utility in this game is achieved at $\theta_G = 0.5, \theta_D = 1$.

5.2 Regulation space and utility implications

Here we show the outcomes and effects of various regulatory regimes, under different assumptions about the joint strategy of the firms engaging in the fine-tuning game (e.g., is welfare aggregated in utilitarian or egalitarian manner for determining joint decisions over δ ?).

Our results, depicted in Figure 4, detects both backfiring and Pareto-improving regulations. The backfiring regulations occur when regulation is *weak* – just below the no-regulation safety level of 0.5 – and disproportionately targeted at the domain specialist. The utility-serving regulations are those levied approximately *equally* between the generalist and specialist.

Our findings suggest that some *combination* of regulations that target both the specialist and generalist can mutually serve the interests of both players, compared to no-regulation. To make this finding more clear, we depict the set of all achievable (U_G, U_D) combinations in Figure 5. The light blue cloud of points represents all attainable utility scenarios, over θ_D, θ_G , and δ . The dotted lines represent the convex hull (eastern faces only) of attainable utility implications for regimes where neither player is targeted with regulation, one player is targeted with regulation, or both players are targeted with regulation. The result suggests that a non-vacuous constraint on *both* players achieves more preferable utility outcomes than regulations of individual players are able to achieve.

5.3 The Effect of the Cross-terms: Regulating Safety, Implicating Performance

We now move beyond our analysis of the *basic game* and allow the cost matrices to have non-zero cross-terms. This relationship between the two dimensions gives the two-attribute model significant richness compared to the one-attribute model. Figure 6 shows the impact of the cross-terms on the outcomes of the game in terms of safety and performance.

In the no-regulation setting (column 1 in Figure 6), as the cross-term increases, investment in both safety and performance goes down (which is to be expected). The part that's counter-intuitive is why we only observe investment in performance (bottom left corner). The reason for this behavior is that there are multiple utility-equivalent solutions here. The players are indifferent between investments in performance and safety, but prefer *not to invest in both*. The players therefore creep along the constraints rather than arriving at an unconstrained local optimum inside the feasible strategy space.

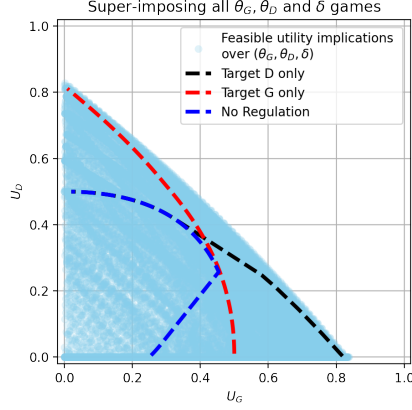


Fig. 5. The set of attainable regulation regimes and bargains in (U_G, U_D) space for the basic two-attribute, two-player, quadratic-cost game with 0 cross-terms. If we imagine that regulations are *endogenous* to the game – that is, regulations are decided collectively by the players, like δ , then each of the blue points represents a possible game with utility implications for the two players. If the players are restricted to a particular regulatory regime – targeting G only, D only, or neither – then the utility they are able to achieve (depicted in dashed lines) suffers, compared to the regime where both players are subjected to regulation. The shape formed by the light blue dots represents the full set of simulated games, suggesting that regulation targeting both players is at times needed to achieve outcomes that cannot be achieved by regulating just one.

In the setting where only G is regulated (column 2 in Figure 6), as the cross-term increases, G 's investment in performance goes down (which is to be expected). What's interesting is that when the cross-term is negative, G not only invests in both safety and performance, but it goes above the regulatory requirement on safety. When the cross term is very high (bottom plot), we see the divide-and-conquer effect, where G invests in safety and D invests in performance. This ensures no one suffers from the high cross terms.

In the setting where only d is regulated (column 3 in Figure 6), G consistently invests in performance only, while D brings the technology to the required safety level. As the cross-term increases, D loses the incentive to invest in performance. This is also a divide-and-conquer effect, but the reverse of what we saw in regulate- G -only. This time, D invests in safety and G invests in performance.

In the setting where both G and D are regulated (column 4 in Figure 6), as the cross-term increases, there is less and less incentive to invest in performance (which is to be expected.) Again here we see that when the cross-term is negative, both G and D not only invest in both safety and performance, but they go above the regulatory requirement on safety. This is presumably to take advantage of the negative cross-term costs.

6 CONCLUSION

We have developed a two-attribute generalization of the fine-tuning games model introduced by [14]. Further, we have introduced the notion of “regulation” which constrains the players' strategies with a *floor* along one of the two dimensions. For the game with quadratic costs, we have shown that weak regulation can backfire, leading to lower levels of safety than no-regulation alternatives. On the flip side, we have shown that there exist regulations that leave both players *better off* than they would have been with no regulation. This is because regulation offers a commitment device whereby players can ensure that the other will stick to a stated strategy. If given the option, players

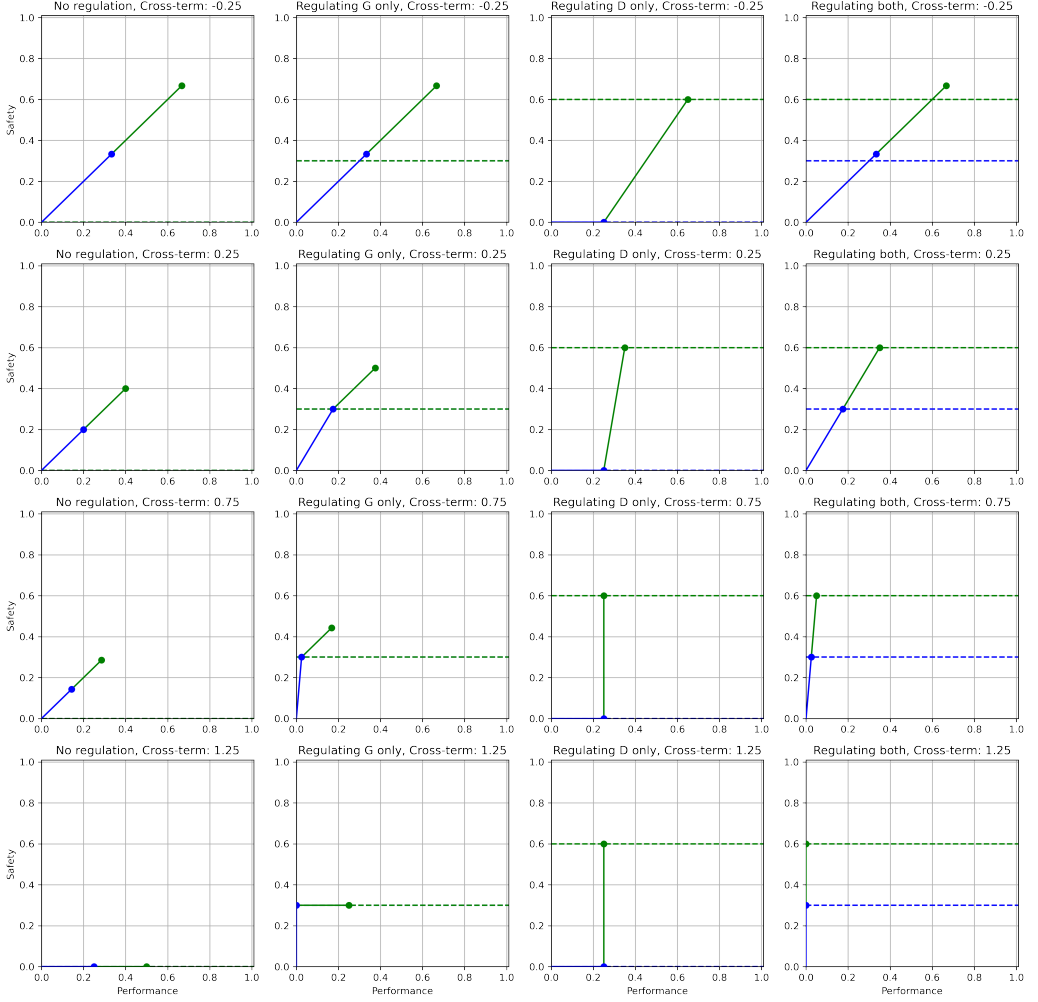


Fig. 6. The impact of cross-term values on the outcome of the game under various regulatory regimes. As the cross-term increases, investment in both safety and performance generally goes down. In some cases, players specialize in either performance or safety but not both.

would *opt* for certain alternatives to the no-regulation game, where some regulation is levied on each player. Finally, we showed that these welfare gains are not fully achievable by regulating only one entity. The players are best served when regulation is distributed across the chain of development.

REFERENCES

- [1] Gavin Abercrombie, Djalel Benbouzid, Paolo Giudici, Delaram Golpayegani, Julio Hernandez, Pierre Noro, Harshvardhan Pandit, Eva Paraschou, Charlie Pownall, Jyoti Prajapati, Mark A. Sayre, Ushnish Sengupta, Arthit Suriyawongkul, Ruby Thelot, Sofia Vei, and Laura Waltersdorfer. [n.d.]. AIAAIC Harms taxonomy - v1.7.pdf. https://drive.google.com/file/u/1/d/1-dqNDv2G43856tABKP-CSYTyAL8xo2kj/view?usp=sharing&usp=embed_facebook
- [2] Gavin Abercrombie, Djalel Benbouzid, Paolo Giudici, Delaram Golpayegani, Julio Hernandez, Pierre Noro, Harshvardhan Pandit, Eva Paraschou, Charlie Pownall, Jyoti Prajapati, Mark A. Sayre, Ushnish Sengupta, Arthit Suriyawongkul,

- Ruby Thelot, Sofia Vei, and Laura Waltersdorfer. 2024. A Collaborative, Human-Centred Taxonomy of AI, Algorithmic, and Automation Harms. <http://arxiv.org/abs/2407.01294> arXiv:2407.01294 [cs].
- [3] Daron Acemoglu. 2025. The simple macroeconomics of AI. *Economic Policy* 40, 121 (2025), 13–58.
- [4] Solon Barocas, Kate Crawford, Aaron Shapiro, and Hanna Wallach. 2017. The problem with bias: From allocative to representational harms in machine learning. In *SIGCIS conference paper*.
- [5] Avrim Blum, Nika Haghtalab, Richard Lanas Phillips, and Han Shao. 2021. One for one, or all for all: Equilibria and optimality of collaboration in federated learning. In *International Conference on Machine Learning*. PMLR, 1005–1014.
- [6] Sébastien Bubeck, Varun Chandrasekaran, Ronen Eldan, Johannes Gehrke, Eric Horvitz, Ece Kamar, Peter Lee, Yin Tat Lee, Yuanzhi Li, Scott Lundberg, et al. 2023. Sparks of artificial general intelligence: Early experiments with gpt-4. *arXiv preprint arXiv:2303.12712* (2023).
- [7] Micah Carroll, Alan Chan, Henry Ashton, and David Krueger. 2023. Characterizing manipulation from AI systems. In *Proceedings of the 3rd ACM Conference on Equity and Access in Algorithms, Mechanisms, and Optimization*. 1–13.
- [8] Kate Donahue and Jon Kleinberg. 2021. Model-sharing games: Analyzing federated learning under voluntary participation. In *Proceedings of the AAAI Conference on Artificial Intelligence*, Vol. 35. 5303–5311.
- [9] Tyna Eloundou, Sam Manning, Pamela Mishkin, and Daniel Rock. 2023. Gpts are gpts: An early look at the labor market impact potential of large language models. *arXiv preprint arXiv:2303.10130* (2023).
- [10] Moritz Hardt, Nimrod Megiddo, Christos Papadimitriou, and Mary Wootters. 2016. Strategic classification. In *Proceedings of the 2016 ACM conference on innovations in theoretical computer science*. 111–122.
- [11] Keegan Harris, Hoda Heidari, and Steven Z Wu. 2021. Stateful strategic regression. *Advances in Neural Information Processing Systems* 34 (2021), 28728–28741.
- [12] Meena Jagadeesan, Michael I Jordan, and Jacob Steinhardt. 2024. Safety vs. performance: How multi-objective learning reduces barriers to market entry. *arXiv preprint arXiv:2409.03734* (2024).
- [13] Ehud Kalai and Meir Smorodinsky. 1975. Other solutions to Nash’s bargaining problem. *Econometrica: Journal of the Econometric Society* (1975), 513–518.
- [14] Benjamin Laufer, Jon Kleinberg, and Hoda Heidari. 2024. Fine-Tuning Games: Bargaining and Adaptation for General-Purpose Models. In *Proceedings of the ACM on Web Conference 2024*. 66–76.
- [15] Lydia T Liu, Nikhil Garg, and Christian Borgs. 2022. Strategic ranking. In *International Conference on Artificial Intelligence and Statistics*. PMLR, 2489–2518.
- [16] Sean McGregor. [n. d.]. Preventing Repeated Real World AI Failures by Cataloging Incidents: The AI Incident Database. <https://incidentdatabase.ai/>
- [17] John F Nash et al. 1950. The bargaining problem. *Econometrica* 18, 2 (1950), 155–162.
- [18] Renee Shelby, Shalaleh Rismani, Kathryn Henne, AJung Moon, Negar Rostamzadeh, Paul Nicholas, N’Mah Yilla, Jess Gallegos, Andrew Smart, Emilio Garcia, and Gurleen Virk. 2023. Sociotechnical Harms of Algorithmic Systems: Scoping a Taxonomy for Harm Reduction. <http://arxiv.org/abs/2210.05791> arXiv:2210.05791 [cs].
- [19] Daniel Susser, Beate Roessler, and Helen Nissenbaum. 2019. Technology, autonomy, and manipulation. *Internet policy review* 8, 2 (2019).
- [20] Michael Veale and Frederik Zuiderveen Borgesius. 2021. Demystifying the Draft EU Artificial Intelligence Act—Analysing the good, the bad, and the unclear elements of the proposed approach. *Computer Law Review International* 22, 4 (2021), 97–112.
- [21] W Kip Viscusi and Michael J Moore. 1993. Product liability, research and development, and innovation. *Journal of Political Economy* 101, 1 (1993), 161–184.
- [22] Angelina Wang, Solon Barocas, Kristen Laird, and Hanna Wallach. 2022. Measuring representational harms in image captioning. In *Proceedings of the 2022 ACM Conference on Fairness, Accountability, and Transparency*. 324–335.
- [23] Laura Weidinger, Jonathan Uesato, Maribeth Rauh, Conor Griffin, Po-Sen Huang, Amelia Glaese, Borja Balle, Atoosa Kasirzadeh, Courtney Biles, Sasha Brown, Zac Kenton, Will Hawkins, Tom Stepleton, Abeba Birhane, Lisa Anne Hendricks, Laura Rimell, William Isaac, Julia Haas, Sean Legassick, Geoffrey Irving, and Iason Gabriel. 2022. Taxonomy of Risks posed by Language Models. In *Proceedings of the 2022 ACM Conference on Fairness, Accountability, and Transparency (FACCT ’22)*. Association for Computing Machinery, New York, NY, USA, 214–229. <https://doi.org/10.1145/3531146.3533088>
- [24] Senator Wiener. 2023. Sb-1047 safe and secure innovation for frontier artificial intelligence models act. *California Senate* 24 (2023).
- [25] Fasheng Xu, Xiaoyu Wang, Wei Chen, and Karen Xie. 2024. The Economics of AI Foundation Models: Openness, Competition, and Governance. *Competition, and Governance (August 11, 2024)* (2024).

7 SUPPLEMENTARY MATERIALS FOR THE ONE ATTRIBUTE ANALYSIS

7.1 D's subgame perfect equilibrium strategy

The proof for Proposition 3.1 is provided below.

PROOF. D 's best numerical strategy is the value β_1^* that maximizes D 's utility. D will abstain if and only if the best option yields negative utility.

$$\beta_1^*(\beta_0, \delta, \theta_D) = \arg \max_{\beta_1} U_D(\beta_0, \beta_1 \delta, \theta_D) \text{ s.t. } \beta_1 \geq \theta_D$$

To solve the optimization, we specify the Lagrangian as follows for some multiplier $\lambda \in \mathbb{R}$ and a slack variable $s \in \mathbb{R}$:

$$\mathcal{L} := (1 - \delta)r\beta_1 - c_1(\beta_1 - \beta_0)^2 - \lambda(\beta_1 - \theta_D - s^2)$$

We differentiate with respect to both variables

$$\begin{aligned} \frac{\partial}{\partial \beta_1} \mathcal{L} &= 0 \\ \frac{\partial}{\partial \beta_1} [(1 - \delta)r\beta_1 - c_1(\beta_1 - \beta_0)^2 - \lambda(\beta_1 - \theta_D - s^2)] &= 0 \\ (1 - \delta)r - 2c_1(\beta_1 - \beta_0) - \lambda &= 0 \\ \frac{\partial}{\partial \lambda} \mathcal{L} &= 0 \\ \beta_1 - \theta_D - s^2 &= 0 \end{aligned}$$

By complementary slackness:

- Option 1: $s = 0 \rightarrow \lambda > 0 \rightarrow \beta_1 = \theta_D$; $\delta r - 2c_1(\theta_D - \beta_0) - \lambda = 0$, meaning that $\lambda = \delta r - 2c_1(\theta_D - \beta_0)$.
- Option 2: $\lambda = 0$, meaning that $s > 0$ and $\beta_1 = \beta_0 + \frac{(1-\delta)r}{2c_1} = \theta_D + s^2$

Thus, our solution: $\beta_1^* = \max \left(\theta_D, \beta_0 + \frac{(1-\delta)r}{2c_1} \right)$

Finally, D abstains if $U_D(\beta_1^*) < 0 \iff (1-\delta)r\theta_D - c_1(\theta_D - \beta_0)^2 < 0 \iff \beta_0 < \theta_D - \sqrt{\frac{(1-\delta)r\theta_D}{c_1}}$. \square

7.2 G's best-response

The proof for Proposition 3.2 is provided below.

PROOF. G 's best numerical strategy is the value β_0 that maximizes G 's utility. However, the feasible set of β_0 is constrained, both by the requirement that it must be non-negative, and by the requirement that U_D must be non-negative after the game completes.

$$\beta_0^*(\delta, t) = \arg \max_{\beta_0} U_G(\beta_0, \delta, \theta_D) \text{ s.t. } U_D \geq 0, \beta_0 \geq \theta_G.$$

Rather than defining the Lagrangian, here we take an even more capacious approach: We can manually evaluate the utility of G at all critical points identified in the game ignoring all constraints, and additionally, we can test all critical points found by invoking every possible combination of constraints.

In the one-dimensional game, this task is easy, because a constraint is simply a point representing the bound of an interval, so we do not have to worry about *intersections* of constraints, which become relevant in higher dimensions.

- Candidate 1: Unconstrained.

$$\begin{aligned}
 \beta_0 &= \arg \max_{\beta_0} U_G \\
 \frac{d}{d\beta_0} U_G &= 0 \\
 \frac{d}{d\beta_0} [\delta r \beta_1 - c_0 \beta_0^2] &= 0 \\
 \frac{d}{d\beta_0} [\delta r \beta_1 - c_0 \beta_0^2] &= 0 \\
 \frac{d}{d\beta_0} [\delta r (\beta_0 + [\text{const}]) - c_0 \beta_0^2] &= 0 \\
 r\delta - 2c_0\beta_0 &= 0 \\
 \beta_0 &= \frac{\delta r}{2c_0}
 \end{aligned}$$

The second derivative test passes: $\frac{d^2}{d\beta_0^2} U_G = -2c_0 < 0$ so the candidate, if feasible, represents a local maximum.

- Candidate 2: Constrained. We will first show that the two constraints $U_D = 0, \beta_0 \geq \theta_G$ can be re-written as a single constraint on β_0 , and we will use this single constraint as our second candidate. Observe that for quadratic costs, the domain specialist can only have zero utility if the domain specialist is minimally compliant. If $U_D = 0$, then $\beta_1 = \theta_D$, because if the domain specialist were not constrained by the threshold, they could simply invest 0 and enjoy non-negative revenue. The constraint can thus be rewritten by plugging in $\beta_1 = \theta_D$:

$$\begin{aligned}
 U_D &\geq 0 \\
 \iff \delta r (\theta_D) - c_1 (\theta_D - \beta_0)^2 &\geq 0 \\
 \iff c_1 (\theta_D - \beta_0)^2 &\geq \delta r \theta_D \\
 \iff \theta_D - \beta_0 &\geq \sqrt{\frac{\delta r \theta_D}{c_1}} \\
 \iff \beta_0 &\geq \theta_D - \sqrt{\frac{\delta r \theta_D}{c_1}}
 \end{aligned}$$

Observe that the two constraints can be written as follows: $\beta_0 \geq \theta_G, \beta_0 \geq \theta_D - \sqrt{\frac{\delta r \theta_D}{c_1}} \iff$

$\beta_0 \geq \max \left(\theta_G, \theta_D - \sqrt{\frac{\delta r \theta_D}{c_1}} \right)$. Thus we must try the RHS value as our second candidate.

We are left with the following numerical candidates: $\left\{ \frac{\delta r}{2c_0}, \max \left(\theta_G, \theta_D - \sqrt{\frac{(1-\delta)r\theta_D}{c_1}} \right) \right\}$. G will select the feasible candidate that maximizes U_G , and if neither are feasible, then G will opt to abstain. \square

7.3 Backfiring - Existence

Here we provide the proof for Proposition 3.3

PROOF. Consider the one-attribute, one-specialist, quadratic-cost fine-tuning game specified by the following parameters: $c_1 = c_0 = r = 1$. The regulatory regime is $\theta_G = 0, \theta_D = 0.49$. We will evaluate the players' strategies without regulation first, then with.

Without regulation: No regulation means $\theta_G = \theta_D = 0$. We can plug in our closed-form solutions. Starting with the D strategy derived in Proposition 3.1. Notice $\beta_0 \geq \theta_D - \sqrt{\frac{(1-\delta)r\theta_D}{c_1}}$ is equivalent to $\beta_1 \geq 0$ which is true. So the strategy is given by:

$$\beta_1^* = \max \left[\theta_D, \beta_0 + \frac{(1-\delta)r}{2c_1} \right] = \max \left[0, \beta_0 + \frac{(1-\delta)r}{2c_1} \right] = \beta_0 + \frac{(1-\delta)}{2}.$$

Now deriving the G strategy using Proposition 3.2.

$$\beta_0^* \in \left\{ \frac{\delta r}{2c_0}, \max [0, 0], \text{abstain} \right\} = \frac{\delta}{2}$$

Notice that, no matter the bargaining method, for any feasible δ value, the players arrive at safety level $\beta_1 = \frac{1}{2}$. In this no-regulation case, the generalist utility is $U_G^A = \frac{1}{2} \frac{1}{2} - \frac{1}{4}^2 = \frac{3}{16} = 0.1875$.

With regulation: Now we consider $\theta_G = 0, \theta_D = 0.49$. Again, plugging in our closed form solutions derived earlier in the section:

$$\beta_1^* = \max \left[\beta_0 + \frac{(1-\delta)}{2}, 0.49 \right]$$

$$\beta_0^* \in \left\{ \frac{\delta}{2}, \max \left[0, (0.49) - \sqrt{(1-\delta)(0.49)} \right], \text{abstain} \right\}$$

We have established that G 's entire strategy choice must either be an *unconstrained* solution, $\frac{\delta}{2}$, or a *constrained* solution, $\max \left[0, (0.49) - \sqrt{(1-\delta)(0.49)} \right]$. These two strategies are both feasible at the given regulation $\theta_D = 0.49$. Thus, our strategy is to solve the entire game, and evaluate U_G , conditioned on each of these possible strategies. At the end, we can compare which is better for G . Luckily, one of these strategies (the unconstrained) has already been solved above. $\delta^{util, unconstrained} = \frac{1}{2}, \beta_0 = \frac{1}{4}, \beta_1 = \frac{1}{2}$, meaning $U_G = \frac{1}{2}(\frac{1}{2}) - (\frac{1}{4})^2 = \frac{3}{16}$. So G will opt for this series of events as long as they cannot do any better with a compliance strategy.

$$\begin{aligned} \delta^{util, comply} &= \arg \max_{\delta} [U_G + U_D] \\ &= \arg \max_{\delta} [\delta\beta_1 - \beta_0^2 + (1-\delta)\beta_1 - (\beta_1 - \beta_0)^2] \\ &= \arg \max_{\delta} [\beta_1 - 2\beta_0^2 - \beta_1^2 + 2\beta_1\beta_0] \\ &= \arg \max_{\delta} \left[0.49 - 2(0.49) \max \left(0, \sqrt{0.49} - \sqrt{1-\delta} \right)^2 - 0.49^2 + \right. \\ &\quad \left. 2(0.49)^{\frac{3}{2}} \max \left(0, \sqrt{0.49} - \sqrt{1-\delta} \right) \right] \end{aligned}$$

Above we have evaluated the sum of utilities by plugging in our knowledge that $\beta_1 = 0.49$ and $\beta_0 = \max[0, 0.49 - \sqrt{0.49(1-\delta)}]$. We evaluate two possible cases:

- Case 1: $0.49 - \sqrt{0.49(1-\delta)} < 0 \iff \sqrt{0.49} - \sqrt{1-\delta} < 0 \iff \delta < 0.51$. In this case, $U_G + U_D$ evaluate to a constant $0.49 - 0.49^2 = 0.2499$.

- Case 2: $\delta \geq 0.51$. In this case, we can continue to simplify our expression for $\delta^{util, \text{comply}}$ as follows:

$$\begin{aligned}
 \delta^{util, \text{comply}, \geq 0.51} &= \arg \max_{\delta \geq 0.51} (U_G + U_D) \\
 &= 0.49 - 2(0.49)(0.49 - 2\sqrt{0.49(1-\delta)} + (1-\delta)) \\
 &\quad - 0.49^2 + 2(0.49)^{\frac{3}{2}}(\sqrt{0.49} - \sqrt{1-\delta}) \\
 &= 0.49 - (2)(0.49)(0.49 - 2\sqrt{0.49}\sqrt{1-\delta} + (1-\delta) - 0.49^2 + \\
 &\quad 2(0.49)^{\frac{3}{2}}\sqrt{0.49} - 2(0.49)^{\frac{3}{2}}\sqrt{1-\delta})
 \end{aligned}$$

We optimize this twice differentiable expression:

$$\begin{aligned}
 \frac{\partial}{\partial \delta} (U_G + U_D)|_{\delta \geq 0.51} &= 0 \\
 \Rightarrow 2(2)(0.49)\sqrt{0.49}(1-\delta)^{-\frac{1}{2}} \left(\frac{1}{2} \right) (-1) + 0.98 - 2(0.49)^{\frac{3}{2}}(1-\delta)^{-\frac{1}{2}} \left(\frac{1}{2} \right) (-1) &= 0 \\
 \Rightarrow \delta^{util, \text{comply}, \geq 0.51} &= \frac{351}{400}.
 \end{aligned}$$

Finally, between the above cases, we choose the δ^{util} based on whichever maximizes the sum of utilities. For all δ values below 0.51, we have established the sum of utilities is 0.2499. For all other values, the δ that *maximizes* the sum of utilities is $\frac{351}{400}$. This delta-value yields the following strategy from the generalist: $\beta_0 = \sqrt{0.49}(\sqrt{0.49} - \sqrt{1-\delta}) = \sqrt{0.49}(\sqrt{0.49} - \sqrt{1 - \frac{351}{400}}) = 0.245$. Thus the utility U_G is $U_G(\delta, \beta_0, \beta_1) = \frac{351}{400}(0.49) - (0.245)^2 = 0.36995$. This value for δ is clearly the utilitarian optimum, compared to any value in case 1, as the U_G exceeds the *sum of utilities* from case 1. Thus we have: $\delta^{util} = \frac{351}{400}$.

We have completed our analysis of both games. In anarchy, $\delta^{util, A} = \frac{1}{2}$ and $U_G(\delta^{util, A})$ evaluates to 0.1875. In the worked example with regulation, $\delta^{util, R} = \frac{351}{400}$ and the $U_G(\delta^{util, R})$ evaluates to 0.36995. We have a clear winner, and G will opt for a strategy yielding strategy 0.49 from D . Thus, we have established a case of backfiring. \square

7.4 Backfiring - General Proof

PROOF. The proof of Theorem 3.1 is given by the following sequence of Lemmas.

LEMMA 7.1. For any threshold $\theta > 0$, $S_\theta^{\text{contribute}} \subset S_0$.

PROOF. $S_0 = S_0^{\text{minimally compliant}} \cup S_0^{\text{contribute}} = S_0^{\text{minimally compliant}} \cup (\bigcup_{t=0}^{\infty} S_t^{\text{contribute}}) \supset S_\theta^{\text{contribute}}$. \square

LEMMA 7.2. If $\theta \geq \beta_1^A$, backfiring is impossible.

PROOF. Assume for contradiction that $\theta \geq \beta_1^A$ and backfiring occurs. This would imply $\beta_1(\Theta = 0) < \beta_1(\Theta = 0) = \beta_1^A$. Hence we've already established the contradiction. \square

LEMMA 7.3. Given a threshold θ , backfiring can occur only if the strategies $(\beta_0, \beta_1) \in S_\theta^{\text{minimally compliant}}$.

PROOF. We have established $S_\theta = S_\theta^{\text{minimally compliant}} \cup S_\theta^{\text{contribute}}$, so the proof will show that the strategies in $S_\theta^{\text{contribute}}$ can never exhibit backfiring. This would imply, if backfiring occurs over the feasible set of strategies S_θ , it is only possible for strategies in $S_\theta^{\text{minimally compliant}}$. The proof proceeds, first for all values $\theta > \beta_1^A$, and then for all values $\theta \leq \beta_1^A$.

- For $\theta \geq \beta_1^A$, backfiring is impossible generally, as established in Lemma 7.2.
- For $\theta < \beta_1^A$, start by observing that the anarchy solution (β_0^A, β_1^A) is always feasible. This solution is the strategy tuple that maximizes the utility of G over S_0 . Lemma 7.1 tells us that this set, S_0 , contains all sets of regulated strategies where the players contribute: $S_\theta^{\text{contribute}} \subset S_0$. Thus: $(\beta_0^A, \beta_1^A) := \sup_{U_G} S_0 \geq_G S_0 \supset S_\theta^{\text{contribute}} \rightarrow (\beta_0^A, \beta_1^A) \geq_G S_\theta^{\text{contribute}}$. Thus the anarchy solution is feasible and dominates all strategies in $S_\theta^{\text{contribute}}$.

This completes the proof, and demonstrates that if backfiring is ever to occur, it will exhibit strategies that are *minimally compliant* with the regulation. \square

LEMMA 7.4. G 's optimal strategy yielding minimal compliance from D is $\beta_0^{\text{minimal compliance}} = \max\left(0, \theta - \sqrt{\frac{(1-\delta)r\theta}{c_1}}\right)$.

PROOF. The proof requires establishing two claims:

- A single, closed interval represents the band of G -strategies which yield minimal compliance from D : $\max\left(0, \theta - \sqrt{\frac{(1-\delta)r\theta}{c_1}}\right) \leq \beta_0 \leq \theta - \frac{(1-\delta)r}{2c_1}$. We prove each of these inequalities in turn:
 - The upper limit follows from the D 's subgame perfect equilibrium strategy. Without regulation, the domain specialist always contributes $\frac{(1-\delta)r}{2c_1}$ above the G strategy. This means that any G strategy above $t - \frac{(1-\delta)r}{2c_1}$ will not result in minimal compliance from D .
 - The lower limit establishes the boundary between when D prefers to abstain vs. minimally comply. It is the boundary established by requiring $U_D > 0 \iff (1-\delta)r\theta - c_1(\theta - \beta_0)^2 > 0 \iff (\theta - \beta_0)^2 < \frac{(1-\delta)r\theta}{c_1} \iff \theta - \beta_0 < \sqrt{\frac{(1-\delta)r\theta}{c_1}} \iff \beta_0 > \theta - \sqrt{\frac{(1-\delta)r\theta}{c_1}}$ and, further, requiring that $\beta_0 \geq 0$.
- U_G is monotonically decreasing in β_0 over the compliance region: $U_G = \delta r\theta - c_0\beta_0^2 \rightarrow \frac{\partial U_G}{\partial \beta_0} = -2c_0\beta_0$.

Thus the lower bound of the compliance region represents G 's optimal strategy yielding minimal compliance. This completes the proof. \square

As an immediate corollary to the Lemmas we have provided above, we can state the following relationship which must hold in cases of backfiring:

COROLLARY 7.1. *At a given regulatory threshold θ , backfiring occurs if and only if $U_G(\beta_0^{MC}, \beta_1^{MC}; \theta) > U_G(\beta_0^A, \beta_1^A)$ and $\theta < \beta_1^A$*

Notice we have closed forms for $\beta_0^{\text{minimal compliance}}$ from Lemma 7.4, $\beta_1^{\text{minimal compliance}} := \theta, \beta_0^A$, and β_1^A . Thus, the remainder of the proof is to show that this relationship holds at threshold $\theta = \beta_1^A - \epsilon$, for some $\epsilon > 0$. As we will see, this relationship will hold for *all* games, as long as ϵ is sufficiently small, $r > 0$, and $\delta \in (0, 1)$.

LEMMA 7.5. *Given a fine-tuning game with $r > 0$, and $\delta \in (0, 1)$. There exists some $\epsilon > 0$ such that, at threshold $\theta = \beta_1^A - \epsilon$, $U_G(\beta_0^{MC}, \beta_1^{MC}; \theta) > U_G(\beta_0^A, \beta_1^A)$.*

PROOF. The goal is to prove the relation $U_G(\beta_0^{\text{MC}}, \beta_1^{\text{MC}}; \theta) > U_G(\beta_0^A, \beta_1^A)$. We can simplify each side as follows:

$$\begin{aligned}
 U_G(\beta_0^A, \beta_1^A) &= \delta r (\beta_1^A) - c_0 (\beta_0^A)^2 \\
 &= \delta r \left(\frac{\delta r}{2c_0} + \frac{(1-\delta)r}{2c_1} \right) - c_0 \left(\frac{\delta r}{2c_0} \right)^2; \\
 U_G(\beta_0^{\text{MC}}, \beta_1^{\text{MC}}; \theta) &= \delta r(\theta) - c_0 \left(\max \left(0, \theta - \sqrt{\frac{(1-\delta)r\theta}{c_1}} \right) \right)^2 \\
 &= \delta r (\beta_1^A - \epsilon) - c_0 \left(\max \left(0, \beta_1^A - \epsilon - \sqrt{\frac{(1-\delta)r(\beta_1^A - \epsilon)}{c_1}} \right) \right)^2 \\
 &= \delta r \left(\frac{\delta r}{2c_0} + \frac{(1-\delta)r}{2c_1} - \epsilon \right) \\
 &\quad - c_0 \left(\max \left(0, \frac{\delta r}{2c_0} + \frac{(1-\delta)r}{2c_1} - \epsilon - \sqrt{\frac{(1-\delta)r}{c_1} \left(\frac{\delta r}{2c_0} + \frac{(1-\delta)r}{2c_1} - \epsilon \right)} \right) \right)^2
 \end{aligned}$$

The inequality is met in the following two cases:

- Case 1: $\beta_0^{\text{MC}} = 0$. This implies:

$$\begin{aligned}
 &U_G(\beta_0^{\text{MC}}, \beta_1^{\text{MC}}; \theta) > U_G(\beta_0^A, \beta_1^A) \\
 \iff &\delta r (\beta_1^A - \epsilon) - c_0 (0)^2 > \delta r \beta_1^A - c_0 (\beta_0^A)^2 \\
 \iff &-\delta r \epsilon > -c_0 (\beta_0^A)^2 \\
 \iff &\epsilon < \frac{c_0}{\delta r} \left(\frac{\delta r}{2c_0} \right)^2 \\
 \iff &\epsilon < \frac{\delta r}{4c_0}.
 \end{aligned}$$

The inequality is met for some positive $\epsilon > 0$ so long as $\delta > 0$ and $r > 0$; both given.

- Case 2: $\beta_0^{\text{MC}} = \theta - \sqrt{\frac{(1-\delta)r\theta}{c_1}} = \beta_1^A - \epsilon - \sqrt{\frac{(1-\delta)r}{c_1}(\beta_1^A - \epsilon)} > 0$. This implies:

$$\begin{aligned}
 &U_G(\beta_0^{\text{MC}}, \beta_1^{\text{MC}}; \theta) > U_G(\beta_0^A, \beta_1^A) \\
 \iff &\delta r (\beta_1^A - \epsilon) - c_0 \left(\beta_1^A - \epsilon - \sqrt{\frac{(1-\delta)r}{c_1}(\beta_1^A - \epsilon)} \right)^2 > \delta r \beta_1^A - c_0 (\beta_0^A)^2 \\
 \iff &-\delta r \epsilon - c_0 \left(\beta_1^A - \epsilon - \sqrt{\frac{(1-\delta)r}{c_1}(\beta_1^A - \epsilon)} \right)^2 > -c_0 (\beta_0^A)^2 \\
 \iff &-\frac{\delta r}{c_0} \epsilon - \left((\beta_1^A)^2 + \epsilon^2 + \frac{(1-\delta)r}{c_1} (\beta_1^A - \epsilon) - 2\beta_1^A \epsilon - 2\beta_1^A \sqrt{\frac{(1-\delta)r}{c_1}(\beta_1^A - \epsilon)} + 2\epsilon \sqrt{\frac{(1-\delta)r}{c_1}(\beta_1^A - \epsilon)} \right)^2 \\
 &> -(\beta_0^A)^2
 \end{aligned}$$

Our task is to find any positive ϵ for which the inequality holds. Therefore, we can make ϵ vanishingly small, approaching 0 from above, and see if the dominant terms establish the

inequality. It suffices to show:

$$\begin{aligned}
& \lim_{\epsilon \searrow 0} U_G(\beta_0^{\text{MC}}, \beta_1^{\text{MC}}; \theta) > \lim_{\epsilon \searrow 0} U_G(\beta_0^A, \beta_1^A) \\
\iff & - \left((\beta_1^A)^2 + \frac{(1-\delta)r}{c_1} \beta_1^A - 2\beta_1^A \sqrt{\frac{(1-\delta)r}{c_1} \beta_1^A} \right)^2 > -(\beta_0^A)^2 \\
\iff & \left(\beta_1^A - \sqrt{\frac{(1-\delta)r}{c_1} \beta_1^A} \right)^2 < (\beta_0^A)^2
\end{aligned}$$

The quantity on the left-hand side inside the parentheses is exactly $\lim_{\epsilon \searrow 0} \beta_0^{\text{MC}}$. We're given this quantity is non-negative, as is β_0^A . Therefore we can safely take the square root of both sides while preserving the inequality:

$$\iff \beta_1^A - \sqrt{\frac{(1-\delta)r}{c_1} \beta_1^A} < \beta_0^A$$

Finally, we plug in our closed-form solutions for the anarchy strategies:

$$\begin{aligned}
\iff & \left(\frac{\delta r}{2c_0} + \frac{(1-\delta)r}{2c_1} \right) - \sqrt{\frac{(1-\delta)r}{c_1} \left(\frac{\delta r}{2c_0} + \frac{(1-\delta)r}{2c_1} \right)} < \left(\frac{\delta r}{2c_0} \right) \\
\iff & \frac{(1-\delta)r}{2c_1} - \sqrt{\frac{(1-\delta)\delta r^2}{2c_0 c_1} + \frac{(1-\delta)^2 r^2}{2c_1^2}} < 0 \\
\iff & \frac{(1-\delta)r}{2c_1} < \sqrt{\frac{(1-\delta)\delta r^2}{2c_0 c_1} + \frac{(1-\delta)^2 r^2}{2c_1^2}} \\
\iff & \frac{(1-\delta)^2 r^2}{4c_1^2} < \frac{(1-\delta)\delta r^2}{2c_0 c_1} + \frac{(1-\delta)^2 r^2}{2c_1^2} \\
\iff & 0 < \frac{(1-\delta)\delta r^2}{2c_0 c_1} + \frac{(1-\delta)^2 r^2}{4c_1^2}
\end{aligned}$$

This inequality is met so long as $\delta < 1$ and $r > 0$; both given. □

7.5 Pareto-Improvement Effect - Existence

Below we prove the Proposition 3.4.

PROOF. Consider the one-attribute, one-specialist, quadratic-cost fine-tuning game specified by the following parameters: $c_1 = c_0 = r = 1$. We compare the anarchy solution to the following regulatory regime: $\theta_G = 0.5, \theta_D = 1$. The anarchy regime was already analyzed and solved in Proposition 3.3. The following solutions were derived: $\delta^{\text{util}} = 0.5, \beta_0 = \frac{1}{4}, \beta_1 = \frac{1}{2}, U_G = U_D = \frac{3}{16}$. Thus, the task in the remainder of the proof is to demonstrate that the regulated fine-tuning game we have specified above yields safety and utility values strictly higher than those derived for the anarchy case.

$$\begin{aligned}
\beta_1 &= \max \left[\beta_0 + \frac{(1-\delta)}{2}, 1 \right] = \max \left[\frac{1}{2} + \frac{1}{2} - \frac{\delta}{2}, 1 \right] = 1 \\
\beta_0 &\in \left\{ \frac{\delta}{2}, \frac{1}{2}, \text{abstain} \right\}
\end{aligned}$$

Observe that the first option is either infeasible or it equals the second option in the edge case where $\delta = 1$. Thus as long as G and D both have positive utility, $\beta_0 = \frac{1}{2}$.

$$\begin{aligned} U_G &= \frac{1}{2} (1)^2 - \left(\frac{1}{2}\right)^2 = \frac{1}{4} \\ U_D &= \frac{1}{2} (1)^2 - \left(1 - \frac{1}{2}\right)^2 = \frac{1}{4} \\ \beta_1 &= 1 > \frac{1}{2} = \beta_1^A \end{aligned}$$

This completes the proof. \square

7.6 Pareto-Improvement Effect - General Result

Below we prove Theorem 3.2.

PROOF. The proof proceeds as a sequence of Lemmas.

LEMMA 7.6. *In the game described above, G will minimally comply: $\beta_0^R = \beta_0^A + \epsilon$.*

PROOF. Using Proposition 3.2, we can rule out the unconstrained strategy $\frac{\delta}{2}$ because the regulatory threshold is ϵ greater than the unconstrained strategy. G has only one other numerical option:

$\max \left[\theta_G, \theta_D - \sqrt{\frac{(1-\delta)r}{c_1} \theta_D} \right]$. We show this strategy always evaluates to θ_G for our setting:

$$\begin{aligned} \theta_D - \sqrt{\frac{(1-\delta)r}{c_1} \theta_D} &< \theta_G \\ (\beta_1 + 2\epsilon) - \sqrt{\frac{(1-\delta)r}{c_1} (\beta_1 + 2\epsilon)} &< \beta_0 + \epsilon \\ \left(\frac{\delta r}{2c_0} + \frac{(1-\delta)r}{2c_1} + 2\epsilon \right) - \sqrt{\frac{(1-\delta)r}{c_1} \left(\frac{\delta r}{2c_0} + \frac{(1-\delta)r}{2c_1} + 2\epsilon \right)} &< \frac{\delta r}{2c_0} + \epsilon \\ \frac{(1-\delta)r}{2c_1} + \epsilon - \sqrt{\frac{(1-\delta^2)r^2}{2c_1^2} + \frac{\delta(1-\delta)r^2}{2c_0c_1} + \frac{2(1-\delta)r}{c_1} \epsilon} &< 0 \end{aligned}$$

Taking the limit as $\epsilon \searrow 0$, we see that this inequality holds when the other terms dominate. Starting with the left-hand side of the above inequality:

$$\text{LHS} = \beta_0 - \sqrt{2 \left(\beta_0^2 + \frac{\delta(1-\delta)r^2}{2c_0c_1} \right)^{\frac{1}{2}}} < \beta_0 - \sqrt{2} \beta_0 < 0$$

Where we use the triangle inequality to establish that the term inside the parentheses must be greater than β_0^2 . This completes the Lemma's proof as the only remaining numerical option is θ_G . \square

LEMMA 7.7. *In the game described above, D will minimally comply: $\beta_1^R = \beta_1^A + 2\epsilon$*

PROOF. The proof is simply a matter of plugging in our expressions to Proposition 3.1:

$$\begin{aligned} \beta_1^R &= \max \left[\theta_D, \beta_0 + \frac{(1-\delta)r}{2c_1} \right] = \max \left[\frac{\delta r}{2c_0} + \frac{(1-\delta)r}{2c_1} + 2\epsilon, \frac{\delta r}{2c_0} + \epsilon + \frac{(1-\delta)r}{2c_1} \right] \\ &= \frac{\delta r}{2c_0} + \frac{(1-\delta)r}{2c_1} + 2\epsilon = \theta_D. \end{aligned}$$

□

Now we establish that both players are better off in regulation by looking at their utilities with and without regulation.

LEMMA 7.8. *For any $\delta \in (0, 1)$, and sufficiently small $\epsilon > 0$, the players prefer the regulation $\{\theta_G = \beta_0^A + \epsilon, \theta_G = \beta_1^A + 2\epsilon\}$ to no-regulation.*

PROOF. We compare the utility impacts of the regulation on each player in turn:

- Starting with U_G :

$$U_G(\beta_0^A, \beta_1^A) = \delta r \beta_1^A - c_0 (\beta_0^A)^2$$

$$U_G(\beta_0^R, \beta_1^R) = \delta r \theta_D - c_0 \theta_G^2 = \delta r (\beta_1^A + 2\epsilon) - c_0 (\beta_0^A + \epsilon)^2$$

The effect of regulation on utility is thus:

$$U_G(\beta_0^R, \beta_1^R) - U_G(\beta_0^A, \beta_1^A) = 2\delta r \epsilon - 2c_0 \beta_0^A \epsilon - c_0 \epsilon^2$$

Plugging in our closed-form expressions for the subgame perfect equilibrium strategy:

$$U_G(\beta_0^R, \beta_1^R) - U_G(\beta_0^A, \beta_1^A) = 2\delta r \epsilon - 2c_0 \left(\frac{\delta r}{2c_0} \right) \epsilon - c_0 \epsilon^2 = \delta r \epsilon - c_0 \epsilon^2 > 0$$

It is apparent that in the limit for small ϵ , this expression is positive since the squared term ϵ^2 goes to zero much more quickly than the linear term. This implies U_G is better off under this form of regulation for any $\delta > 0$.

- Now showing the same set of steps for U_D :

$$U_D(\beta_0^A, \beta_1^A) = (1 - \delta) r \beta_1^A - c_1 (\beta_1^A - \beta_0^A)^2$$

$$U_D(\beta_0^R, \beta_1^R) = (1 - \delta) r \theta_D - c_1 (\theta_D - \theta_G)^2 = \delta r (\beta_1^A + 2\epsilon) - c_1 \left(\frac{(1 - \delta) r}{2c_1} + \epsilon \right)^2$$

The effect of regulation on utility is thus:

$$U_D(\beta_0^R, \beta_1^R) - U_D(\beta_0^A, \beta_1^A) = 2(1 - \delta) r \epsilon - 2c_1 \left(\frac{(1 - \delta) r}{2c_1} \right) \epsilon - c_1 \epsilon^2 = (1 - \delta) r \epsilon - c_1 \epsilon^2$$

For sufficiently small ϵ , this value is positive.

□

This completes our theorem's proof: We have established that the players both minimally comply with regulation, and that the game-play leaves both players better off than the scenario with no regulation.

□

8 SUPPLEMENTARY MATERIALS FOR THE NUMERICAL RESULTS

Here we include additional materials and information related to the numerical simulations. In particular, we include two figures that pertain to the numerical results on the basic game with two attributes and one domain-specialist. Both of these figures drive the point that regulating a combination of players can expand the utility implications of regulation compared to regimes that regulate one entity alone, or neither entity. Figure 7 represents the achievable (α_1, β_1) pairs across simulations. Regulations representing a non-zero floor on both generalist and specialist are plotted in light blue. The points residing on the upper right hand side of the plot suggest that regulations that maximize performance and accuracy are those that target both players. Figure 8 visualizes the pair of attainable utility implications for both players. The plots suggest that regulation is able to Pareto-improve players' utilities compared to no regulation. The Pareto-optimal regulation regimes

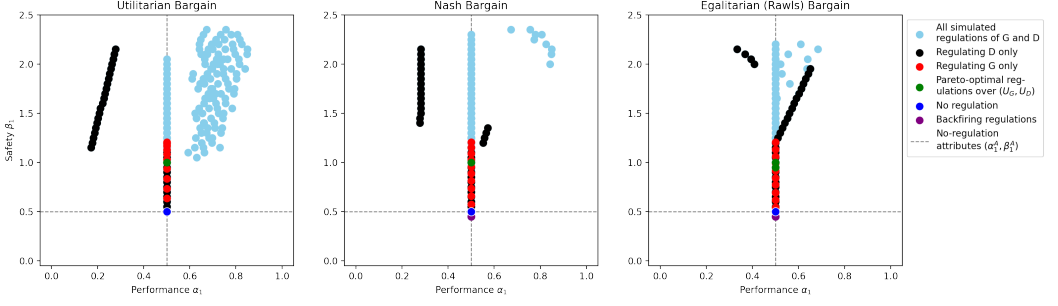


Fig. 7. The set of performance and safety pairs achieved over simulated instances of the two-attribute game with varying levels regulation, distributed between the two players. In all three cases, some combination of non-zero regulation for both θ_D and θ_G yields the result that maximizes both performance and safety. The regulation that is optimally *preferred* by the developers themselves out-performs anarchy, but does not reach maximum performance or safety. Backfiring is visible in the Nash and Rawls settings, but not the Utilitarian setting.

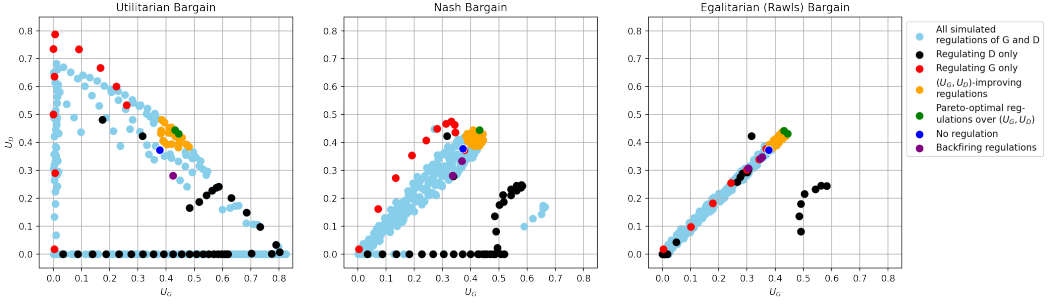


Fig. 8. Achievable utility payouts for the two players, over a range of simulated regulations. The anarchy Pareto-optimal arrangement is Pareto-dominated by a regulatory regime (marked in green). In a world with utilitarian bargaining, a wider swath of utility implications are achievable, compared to Nash and Rawls bargaining.

in Figure 8 are *not* on the Pareto frontier of the attainable safety-performance values in Figure 7, however, the Pareto-optimal regulations are marked in green, and do enjoy safety benefits over the no-regulation alternative. Still, these suggest there is some trade-off between attaining maximal performance and safety and maximizing the utilities of the developers.