

ProFed: a Benchmark for Proximity-based non-IID Federated Learning

Davide Domini
University of Bologna
Cesena, Italy
davide.domini@unibo.it

Gianluca Aguzzi
University of Bologna
Cesena, Italy
gianluca.aguzzi@unibo.it

Mirko Viroli
University of Bologna
Cesena, Italy
mirko.viroli@unibo.it

Abstract—In recent years, Federated learning (FL) has gained significant attention within the machine learning community. Although various FL algorithms have been proposed in the literature, their performance often degrades when data across clients is non-independently and identically distributed (non-IID). This skewness in data distribution often emerges from geographic patterns, with notable examples including regional linguistic variations in text data or localized traffic patterns in urban environments. Such scenarios result in IID data within specific regions but non-IID data across regions. However, existing FL algorithms are typically evaluated by randomly splitting non-IID data across devices, disregarding their spatial distribution.

To address this gap, we introduce ProFed, a benchmark that simulates data splits with varying degrees of skewness across different regions. We incorporate several skewness methods from the literature and apply them to well-known datasets, including MNIST, FashionMNIST, CIFAR-10, and CIFAR-100. Our goal is to provide researchers with a standardized framework to evaluate FL algorithms more effectively and consistently against established baselines.

Index Terms—Machine learning, Benchmarks, Performance evaluation

I. INTRODUCTION

Federated learning (FL) has gained significant interests in the last years. It has been introduced to address privacy problems during learning from users data. In fact, this framework allows the training of a shared global model without the need of collecting the data on a central server.

Different studies [1], [2] have shown that while FL achieve good learning performance compared to classical learning approaches on homogeneously distributed data, it drops performance when data are *non-independently and identically distributed* (Non-IID). For instance, in urban traffic prediction scenarios, data patterns exhibit strong spatial correlations: traffic flows within specific city districts often share common characteristics, while differing significantly from patterns observed in other areas. This geographical dependency implies that models trained on data from one district typically achieve higher accuracy when predicting traffic patterns within the same area compared to predictions in different districts.

In the literature, various algorithms—like Scaffold [3] and FedProx [4]—have been proposed to tackle data heterogeneity. These approaches typically assume that client data are distributed without considering specific patterns or structures. However, in real world scenarios, particularly in the case of

highly distributed systems [5] (e.g., in edge computing or spatial-aware scenarios), it is common for data from geographically close devices to be more similar to each other compared to data from devices that are farther apart. This phenomenon is driven by the fact that devices in the same region often experience similar environments and make comparable observations in the above described scenarios [6]. Several studies (e.g., [7]–[9]) have attempted to tackle this scenario by proposing algorithms that cluster clients based on similarity metrics, under the assumption that clients within the same cluster have IID data while clusters themselves exhibit Non-IID properties. Nevertheless, the lack of standardized benchmarks for evaluating such approaches remains a significant limitation. Existing benchmarks—like [10], [11]—often rely on synthetic data splits or arbitrary partitioning schemes that fail to capture the realistic geographic clustering observed in practice.

To bridge this gap, we introduce *ProFed*¹, a novel benchmark designed specifically for proximity-based Non-IID FL providing a more realistic and complete evaluation setting. ProFed leverages well-known computer vision datasets from PyTorch [12] and TorchVision [13]—like MNIST [14], CIFAR10 [15] and CIFAR100 [16]—and incorporates established data partitioning methods from the literature, such as Dirichlet distribution-based splits [17], [18]. Moreover, by enabling researchers to control the degree of data skewness, this approach allows for fine-grained experimentation and analysis.

To demonstrate the utility and usability of ProFed, we conducted experiments using three state-of-the-art algorithms, namely: FedAvg [19], FedProx [4] and Scaffold [3].

The remainder of this paper is organized as follows: Section II provides a background and review of related work. Section III-A formalizes the problem statement. Section III-B details the structure and implementation of the proposed benchmark. Section IV presents an evaluation of our benchmark running experiments with multiple algorithms. Finally, Section V concludes the paper and outlines paths for future research.

¹<https://github.com/davidedomini/ProFed>

II. BACKGROUND AND RELATED WORK

A. Federated Learning

Federated learning [19] is a machine learning framework that aims at collaboratively train a joint global model from distributed datasets. This technique has been introduced to enable the training of models without the need of collecting and merging multiple datasets into a single central server, thus making it possible to work in contexts with strong privacy concerns—for instance, hospitals [20], [21] or banks [22], [23]. Moreover, in highly distributed systems, given the large volume of generated data, it becomes inconvenient, or also infeasible, to move all the data to a central server [24].

In the literature, most FL algorithms share a common learning flow (see Figure 1):

- 1) *Model initialization*: the central server initializes a common base model that is shared with each client;
- 2) *Local Learning*: each client performs one or more steps of local learning on its own dataset;
- 3) *Local models sharing*: each client sends back to the central server the new model trained on its own data (i.e. the local model);
- 4) *Local models aggregation*: the local models collected by the central server are aggregated to obtain the new global model.

This process is carried out iteratively for a predefined number of global rounds. The most common and simple models aggregation method is called FedAvg; it was introduced in [19] and consists in performing an average of the local models to obtain the next global model.

The classical client-server architecture presents some limitations, namely: (i) in federations with many clients, the server may be a bottleneck; (ii) the server is a single point of failure, and if it fails to communicate with the clients, the entire the learning process is interrupted; and (iii) the server must be a trusted entity, which could be a challenging constraint in some scenarios. For these reasons, despite the commonly adopted learning flow, in recent years alternative algorithms based on peer-to-peer or hierarchical networks have also been proposed [25]–[27].

B. Learning from Heterogeneous Data

Federated learning algorithms achieve remarkable performance when data are homogeneously distributed among clients [28]. However, in real-life datasets, data are often heterogeneous, namely *non-independently and identically distributed* (Non-IID). The skewness of data can be categorized in various ways based on how they are distributed among the clients [10], [29]. The main categories include: (i) *feature skew*: all clients have the same labels but different feature distributions (e.g., in a handwritten text classification task, we may have the same letters written in different calligraphic styles); (ii) *label skew*: each client has only a subset of the classes; and (iii) *quantity skew*: each client has a significantly different amount of data compared to others. In this work, we

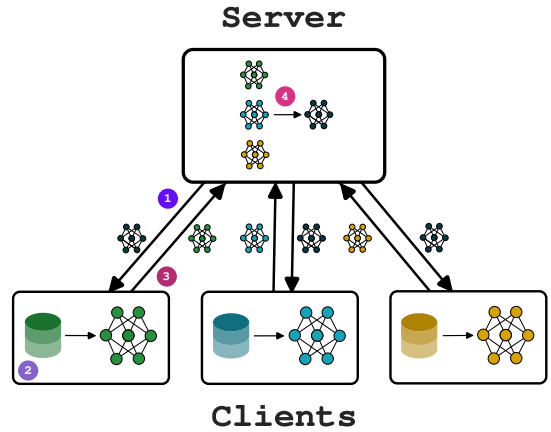


Fig. 1: A graphical representation of the Federated Learning process. The numbers (1-4) present the steps of the learning flow discussed above.

focus on label skew. More in detail, given the features x , a label y , and the local distribution of a device i , denoted as:

$$\mathbb{P}_i(x, y) = \mathbb{P}_i(x|y) \cdot \mathbb{P}_i(y) \quad (1)$$

the concept of label skew, between two distinct devices k and j , is defined as follows [11]:

$$\begin{aligned} \mathbb{P}_k(y) &\neq \mathbb{P}_j(y) \\ \mathbb{P}_k(x|y) &= \mathbb{P}_j(x|y) \end{aligned} \quad (2)$$

In other words, different clients have distinct label distributions (i.e., $\mathbb{P}_i(y)$) while maintaining the same underlying feature distribution for each label (i.e., $\mathbb{P}_i(x|y)$).

To tackle this problem, several algorithms have been proposed in the literature. FedProx [4] tries to improve FedAvg adding a regularization term to the loss function to limit the size of updates, while Scaffold [3] introduces control variate to limit the drift of local updates. All these algorithms do not make assumptions about how data is non-independently and identically distributed among clients. For this reason, during evaluation, well-known datasets are used and split following non-homogeneous distributions (e.g., Dirichlet distribution)—like in [10], [30].

Though this heterogeneity can be caused by various factors [31], it frequently arises from the spatial distribution of devices, partially related to the problem of cross-client shift. This builds on the assumption that devices in *spatial proximity* have similar experiences and make similar observations [6], as the phenomena to capture is *intrinsically* context dependent. As an example, consider the urban traffic prediction scenario: traffic patterns observed by devices within the same city district are likely to be more similar compared to those observed by devices in different districts. Therefore, various algorithms based on client clustering, with the assumption that clients can be grouped such that data are IID, have been proposed. Some examples are: PANM [32], FedSKA [9], FBFL [33], PBFL [8], and IFCA [7].

C. Related Benchmark and Motivation

Over the years, several benchmarks have been proposed for federated learning, typically focusing on standard datasets split homogeneously across multiple clients, such as [34], [35]. However, recent work has shifted its focus towards addressing various data shifts. For instance, FedScale [36] offers a comprehensive platform for evaluating multiple aspects of federated learning at scale, including system efficiency, statistical efficiency, privacy, and security. FedScale incorporates a diverse set of realistic datasets and takes into account client resource constraints.

Similarly, LEAF [37], another relevant framework, emphasizes reproducibility through its open-source datasets, metrics, and reference implementations. LEAF provides granular metrics that assess not only model performance but also the computational and communication costs associated with training in federated settings. Additionally, LEAF supports multiple configurations, enabling users to explore different facets of federated learning.

a) *Motivation:* Despite the proposed benchmarks are already valuable resources for the research community, they do not consider one aspect that is crucial in real-world scenarios: *the spatial distribution of devices*. In fact, in many applications, devices are geographically distributed, and the data they collect is often correlated with their location. This is where ProFed comes into play, providing a benchmark that simulates data splits with varying degrees of skewness across different regions, thus enabling researchers to evaluate federated learning algorithms in a more realistic and complete setting.

III. BENCHMARK DESCRIPTION

A. Formalization

As depicted in Figure 2, we consider a spatial area $A = \{a_1, \dots, a_k\}$ divided into k distinct contiguous subregions. Each subregion a_j has a unique data distribution Θ_j and provides specific localized information. This means that, given two regions i, j and the respective data distributions Θ_i and Θ_j , a sample d' from Θ_i is distinctively dissimilar from a sample d'' from Θ_j (namely, the data is non-IID). Whereas, giving two data distributions Θ_i and Θ_j from the same region i , d' and d'' sample from same Θ_i , their difference $m(d', d'')$ is negligible (namely, the data is homogeneous).

This dissimilarity can be quantified using a specific distance metric $m(d', d'')$, which determines the disparity between two distributions. Formally, given an error bound δ , the dissimilarity intra-region and inter-region can be quantified as follows:

$$\forall i \neq j, \forall d, d' \in \Theta_i, \forall d'' \in \Theta_j : m(d, d') \leq \delta < m(d, d'') \quad (3)$$

In A , a set of *sensor nodes* $S = \{s_1, \dots, s_n\}$ ($n \gg |A|$) are deployed—for instance, these sensor nodes may be smartphones or cameras in cars. Each sensor node is assumed to be capable of processing data and to have enough computational power to be able to participate in the federated learning process. Locally, each node i creates a dataset D_i of samples

perceived from the data distribution Θ_j of its respective region j . In this work, we consider a general classification task where each sample d in the data distribution Θ_j consists of a feature vector x and a label y . Therefore, the complete local dataset D_i is represented as $D_i = \{(x_1, y_1), \dots, (x_m, y_m)\}$.

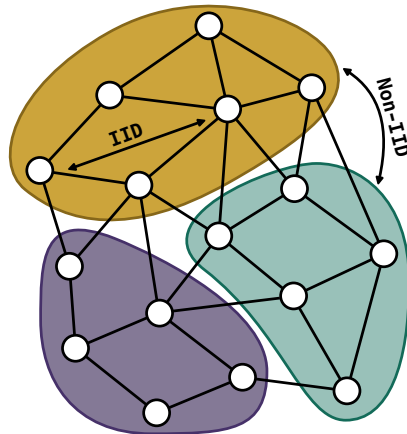


Fig. 2: A visual representation of data skewness between different subregions. Each color represents a different data distribution. It is possible to see how, inside the same subregion data are homogeneously distributed, while between different subregion data exhibit Non-IID properties.

B. Implementation Details

ProFed implementation is based on PyTorch [12] and TorchVision [13], as it has been specifically designed to facilitate and standardize research experiments within the scenario described in Section III-A. In the following, we detail the implemented methods to synthesize skewed datasets, the supported datasets and the API of the benchmark.

a) *Data distribution:* As part of our analysis, we reviewed several studies in the literature on non-IID Federated Learning to identify and select the most commonly used partitioning methods. We observed that several works employed *Dirichlet* distribution for data partitioning. This approach results in each party having instances of most labels, although the distribution is highly imbalanced, with some labels being underrepresented and others heavily overrepresented. The degree of skewness in the distribution can be adjusted using the parameter α , where lower values of α result in a more skewed distribution. In the literature, α values typically range from 0.1 to 1.0, with lower values producing more extreme non-IID distributions and higher values resulting in more balanced ones. A value of $\alpha = 0.5$ is commonly used as it provides a moderate level of data heterogeneity suitable for evaluating FL algorithms. An example of this distribution, for 5 subregions and the MNIST dataset (with 10 classes), is represented in Figure 3b. The second data distribution considered in this work is referred to as *hard*, where each party has access to only a subset of labels. This leads to a significantly more skewed distribution, making it considerably more challenging for the stability of learning algorithms. An example of this

distribution, applied to the Dirichlet scenario, is represented in Figure 3c. In ProFed, we enable fine-grained control over the data distribution, allowing either balanced label subsets across regions or customizable cardinality per subregion. For comparative analysis, we also implement an IID split as a baseline distribution (Figure 3a). While existing approaches in the literature typically apply these partitioning methods directly at the device level (e.g., [17], [30]), our framework introduces an intermediate layer of regional clustering. Indeed, ProFed first distributes data heterogeneously among subregions and then splits them homogeneously among the devices within the same subregion, thereby creating clustered heterogeneity—see Figure 2. Finally, to support extensibility, ProFed enables custom partitioning of the dataset based on a distribution specified by the user. This distribution is represented as a matrix with N columns (corresponding to the number of labels in the dataset) and M rows (corresponding to the number of subregions). Each cell (i, j) in the matrix indicates the proportion of instances with label i that should be assigned to subregion j .

b) Supported datasets: ProFed supports a variety of datasets from TorchVision, all of which are widely recognized in computer vision literature (a summary of each dataset details is given in table I). First, we included a frequently used dataset in research as a baseline for performance comparison, namely: MNIST [14]. It consists of grayscale 28×28 pixel images of handwritten digits across 10 classes—a random sample of images is shown in Figure 4a. ProFed also includes two notable extensions of MNIST: Fashion MNIST [38] and Extended MNIST [39]. Fashion MNIST, introduced by Zalando, features 28×28 grayscale images of clothing items, also categorized into 10 classes (e.g., “Trouser”, “Pullover”, “Dress” and many more)—see Figure 4b. Extended MNIST, on the other hand, contains 28×28 images of handwritten Latin alphabet letters, spanning 27 classes, and is considered more challenging than the previous two. Additionally, ProFed supports CIFAR10 and CIFAR100, which provide colorized 32×32 images (3-channel RGB)—see Figure 4c. CIFAR10 includes 10 classes, while CIFAR100 expands to 100 classes, offering greater complexity. Notably, all these datasets maintain balanced class distributions; for instance, CIFAR10 provides 6,000 training instances per class.

c) Benchmark API: ProFed has been designed with usability and ergonomics in mind. To achieve this, its API provides all the necessary methods to manage the referenced use case seamlessly—an example is provided in Listing 1. First, ProFed allows users to download the selected dataset directly from TorchVision and automatically generate training and validation subsets. Second, and most important, given a dataset and a predefined number of subregions, it enables users to distribute data among subregions following the specified distribution strategy. Finally, once the data distribution among subregions is established, ProFed facilitates the creation of datasets for individual devices. At this stage, users can either choose a homogeneous distribution, where a fixed number of devices is assigned to each subregion, or define the exact num-

ber of devices per subregion, thereby enhancing flexibility in the configuration. Each device-specific dataset is represented as an instance of the `Subset` class from PyTorch, ensuring full compatibility with existing learning algorithms based on it.

```

from ProFed.partitionings import Partitioner

partitioner = Partitioner()
dataset = partitioner.download_dataset('MNIST')
training_set, validation_set = partitioner.train_validation_split(dataset, 0.8)
partitioning_names = ['IID', 'Dirichlet', 'Hard']
areas = 5

for name in partitioning_names:
    partitioning = partitioner.partition(name, training_set, areas)
    devices_data = partitioner.subregions_distributions_to_devices_distributions(
        partitioning,
        number_of_devices=50
    )
    ...

```

Listing 1: Example of usage of ProFed to partition the MNIST dataset between 5 subregions and 50 devices.

IV. EXPERIMENTS

A. Experimental setup

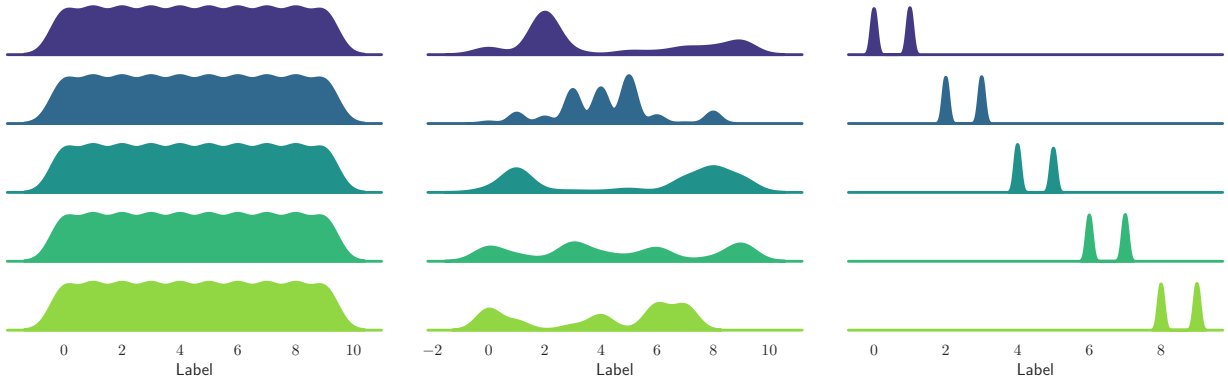
To evaluate the effectiveness and the usability of ProFed, we performed several experiments using the supported datasets and three state-of-the-art learning algorithms, namely: FedAvg [19], FedProx [4] and Scaffold [3]. Data have been synthetically split to obtain multiple non-IID distributions using all the supported methods, namely: IID, Dirichlet (with $\alpha = 0.5$) and Hard. In particular, we conducted several experiments with a variable number of areas $A \in \{3, 6, 9\}$. All the experiments were implemented using PyTorch. The same hyperparameters were employed for all the approaches. A simple MLP neural network with 128 neurons in the hidden layer was trained for a total of 30 global rounds. At each global round, each device performed 2 epochs of local learning using a batch size of 32, the ADAM optimizer with a learning rate of 0.001, and a weight decay of 0.0001. All the experiments have been repeated multiple time with varying seed (5 different seeds), to produce stronger results. Thus, the total number of experiments is 120.

All the code is distributed with a permissive license and publicly available for reproducibility on GitHub.

B. Discussion

The results of our experiments were systematically collected during training, validation and testing phases.

Initially, we utilized a homogeneous data distribution (i.e., IID) as a baseline to evaluate model stability and accuracy. In this phase, we employed FedAvg exclusively, as it is known to perform well under IID conditions, whereas alternative methods such as Scaffold and FedProx are specifically designed to address non-IID scenarios. Our results indicate that training FedAvg under IID data conditions is stable and yields high accuracies. This is evident in both the validation phase and



(a) IID data. (b) Non-IID data (Dirichlet distribution). (c) Non-IID data (hard partitioning).

Fig. 3: A graphical representation of three different data distribution in 5 subregions. Each color represents a different subregion.

TABLE I: Summary of the characteristics of the supported datasets in the benchmark.

| Dataset | Training Size | Test Size | Features | Classes |
|----------------|---------------|-----------|----------|---------|
| MNIST | 60,000 | 10,000 | 784 | 10 |
| Fashion MNIST | 60,000 | 10,000 | 784 | 10 |
| Extended MNIST | 124,800 | 20,800 | 784 | 27 |
| CIFAR-10 | 50,000 | 10,000 | 3,072 | 10 |
| CIFAR-100 | 50,000 | 10,000 | 3,072 | 100 |




Fig. 4: Overview of the supported datasets.

the testing phase. Validation stability is shown in the first column of Figure 6 where accuracy monotonically increase towards the maximum. Similarly, test stability is illustrated in Table II where the model maintains high accuracy and minimal fluctuations.

The importance of the data distribution is highlighted when transitioning from IID to non-IID conditions. Indeed, when we introduce heterogeneous data distribution, a significant performance drop is observed. None of the evaluated algorithms

TABLE II: Results on the test set for different algorithms with different partitioning methods.

| Algorithm | IID | Dirichlet | Hard |
|-----------|------------------|------------------|-----------------|
| FedAvg | 0.95 ± 0.001 | 0.9 ± 0.04 | 0.81 ± 0.01 |
| FedProx | \times | 0.886 ± 0.04 | 0.86 ± 0.01 |
| Scaffold | \times | 0.889 ± 0.06 | 0.81 ± 0.01 |

successfully handle extreme levels of data skewness, leading to reduced model accuracy and stability. This is particularly evident under hard partitioning conditions. For instance, the last row of Figure 6 presents an example of hard partitioning into nine distinct regions, where the validation accuracy drops from 80% in the case of IID data to 50%. Furthermore, the testing phase results reflect a similar trend. While FedAvg under IID conditions achieves stable performance above 95%, transitioning to non-IID partitions using a Dirichlet distribution results in greater instability (as evidenced by the increased variance in model accuracy). The performance decline is even more pronounced under hard partitioning, further demonstrating the limitations of existing federated learning methods in handling extreme data heterogeneity. This a clear indication that the current state-of-the-art algorithms are not well-suited to address the challenges posed by spatially distributed data and that further research is needed to develop more robust solutions.

V. CONCLUSION AND FUTURE WORK

This work introduces ProFed, a benchmark designed for proximity-based non-independently and identically distributed

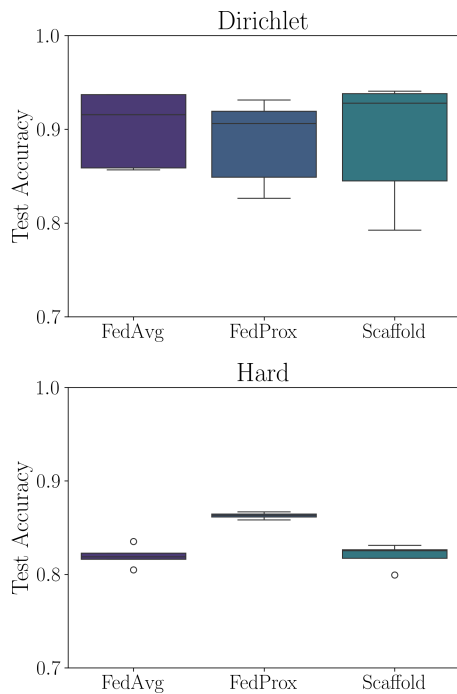


Fig. 5: A visual representation of the test set results for all three implemented algorithms on the MNIST dataset, partitioned into three subregions using both the Dirichlet-based method and hard partitioning.

data in Federated Learning. While non-IID data has been extensively studied in FL, existing works primarily focus on data skewness at the device level. However, prior research suggests that devices in close geographical proximity often share similar environmental conditions, leading to similar data distributions [6]. To address this, ProFed introduces the concept of subregions, where data remains non-IID across different regions but is IID within each region. This design facilitates the evaluation and comparison of algorithms in Clustered Federated Learning, where devices are grouped into clusters based on data similarity, and models are trained accordingly.

We assess the effectiveness and usability of ProFed through experiments with three well-known FL algorithms—FedAvg, FedProx, and Scaffold—using multiple datasets and partitioning strategies from the literature (i.e., IID, Dirichlet, and Hard).

Future research directions could further extend ProFed by incorporating additional tasks (e.g., regression, time-series prediction), modeling heterogeneous computational power across devices, and exploring different types of data skewness—for instance, feature skewness through Gaussian noise [10]. Another promising avenue is integrating the concept of neighborhoods among clients, as certain algorithms (e.g., PBFL [8]) leverage distributed localized networks for cluster formation.

ACKNOWLEDGMENT

Gianluca Aguzzi was supported by the Italian PRIN project “CommonWears” (2020 HCWWLP) and the EU/MUR FSE

REFERENCES

- [1] X. Ma, J. Zhu, Z. Lin, S. Chen, and Y. Qin, “A state-of-the-art survey on solving non-iid data in federated learning,” *Future Gener. Comput. Syst.*, vol. 135, pp. 244–258, 2022. [Online]. Available: <https://doi.org/10.1016/j.future.2022.05.003>
- [2] Y. Huang, L. Chu, Z. Zhou, L. Wang, J. Liu, J. Pei, and Y. Zhang, “Personalized cross-silo federated learning on non-iid data,” in *Thirty-Fifth AAAI Conference on Artificial Intelligence, AAAI 2021, Thirty-Third Conference on Innovative Applications of Artificial Intelligence, IAAI 2021, The Eleventh Symposium on Educational Advances in Artificial Intelligence, EAAI 2021, Virtual Event, February 2-9, 2021*. AAAI Press, 2021, pp. 7865–7873. [Online]. Available: <https://doi.org/10.1609/aaai.v35i9.16960>
- [3] S. P. Karimireddy, S. Kale, M. Mohri, S. J. Reddi, S. U. Stich, and A. T. Suresh, “SCAFFOLD: stochastic controlled averaging for federated learning,” in *Proceedings of the 37th International Conference on Machine Learning, ICML 2020, 13-18 July 2020, Virtual Event*, ser. Proceedings of Machine Learning Research, vol. 119. PMLR, 2020, pp. 5132–5143. [Online]. Available: <http://proceedings.mlr.press/v119/karimireddy20a.html>
- [4] T. Li, A. K. Sahu, M. Zaheer, M. Sanjabi, A. Talwalkar, and V. Smith, “Federated optimization in heterogeneous networks,” in *Proceedings of the Third Conference on Machine Learning and Systems, MLSys 2020, Austin, TX, USA, March 2-4, 2020*, I. S. Dhillon, D. S. Papailiopoulos, and V. Sze, Eds. mlsys.org, 2020.
- [5] D. Domini, “Towards self-adaptive cooperative learning in collective systems,” in *IEEE International Conference on Autonomic Computing and Self-Organizing Systems, ACSOS 2024 - Companion, Aarhus, Denmark, September 16-20, 2024*. IEEE, 2024, pp. 158–160. [Online]. Available: <https://doi.org/10.1109/ACSOS-C63493.2024.00049>
- [6] L. Esterle, “Deep learning in multiagent systems,” in *Deep Learning for Robot Perception and Cognition*. Elsevier, 2022, pp. 435–460.
- [7] A. Ghosh, J. Chung, D. Yin, and K. Ramchandran, “An efficient framework for clustered federated learning,” *IEEE Trans. Inf. Theory*, vol. 68, no. 12, pp. 8076–8091, 2022. [Online]. Available: <https://doi.org/10.1109/TIT.2022.3192506>
- [8] D. Domini, G. Aguzzi, N. Farabegoli, M. Viroli, and L. Esterle, “Proximity-based self-federated learning,” in *IEEE International Conference on Autonomic Computing and Self-Organizing Systems, ACSOS 2024, Aarhus, Denmark, September 16-20, 2024*. IEEE, 2024, pp. 139–144. [Online]. Available: <https://doi.org/10.1109/ACSOS61780.2024.00033>
- [9] X. Li, X. Chen, B. Tang, S. Wang, Y. Xuan, and Z. Zhao, “Unsupervised graph structure-assisted personalized federated learning,” in *Proceedings of the European Conference on Artificial Intelligence*, ser. Frontiers in Artificial Intelligence and Applications, vol. 372. IOS Press, 2023, pp. 1430–1438. [Online]. Available: <https://doi.org/10.3233/FAIA230421>
- [10] Q. Li, Y. Diao, Q. Chen, and B. He, “Federated learning on non-iid data silos: An experimental study,” in *Proceedings of the International Conference on Data Engineering*. IEEE, 2022, pp. 965–978. [Online]. Available: <https://doi.org/10.1109/ICDE53745.2022.00077>
- [11] W. Huang, M. Ye, Z. Shi, G. Wan, H. Li, B. Du, and Q. Yang, “Federated learning for generalization, robustness, fairness: A survey and benchmark,” *IEEE Trans. Pattern Anal. Mach. Intell.*, vol. 46, no. 12, pp. 9387–9406, 2024. [Online]. Available: <https://doi.org/10.1109/TPAMI.2024.3418862>
- [12] J. Ansel, E. Z. Yang, H. He, N. Gimelshein, A. Jain, M. Voznesensky, B. Bao, P. Bell, D. Berard, E. Burovski, G. Chauhan, A. Chourdia, W. Constable, A. Desmaison, Z. DeVito, E. Ellison, W. Feng, J. Gong, M. Gschwind, B. Hirsh, S. Huang, K. Kalambarkar, L. Kirsch, M. Lazos, M. Lezcano, Y. Liang, J. Liang, Y. Lu, C. K. Luk, B. Maher, Y. Pan, C. Puhersch, M. Reso, M. Saroufim, M. Y. Siraichi, H. Suk, S. Zhang, M. Suo, P. Tillet, X. Zhao, E. Wang, K. Zhou, R. Zou, X. Wang, A. Mathews, W. Wen, G. Chanan, P. Wu, and S. Chintala, “Pytorch 2: Faster machine learning through dynamic python bytecode transformation and graph compilation,” in *Proceedings of the 29th ACM International Conference on Architectural Support for Programming Languages and Operating Systems, Volume 2, ASPLOS 2024, La Jolla, CA, USA, 27 April 2024- 1 May 2024*, R. Gupta, N. B. Abu-Ghazaleh, M. Musuvathi, and D. Tsafirir, Eds. ACM, 2024, pp. 929–947. [Online]. Available: <https://doi.org/10.1145/3620665.3640366>

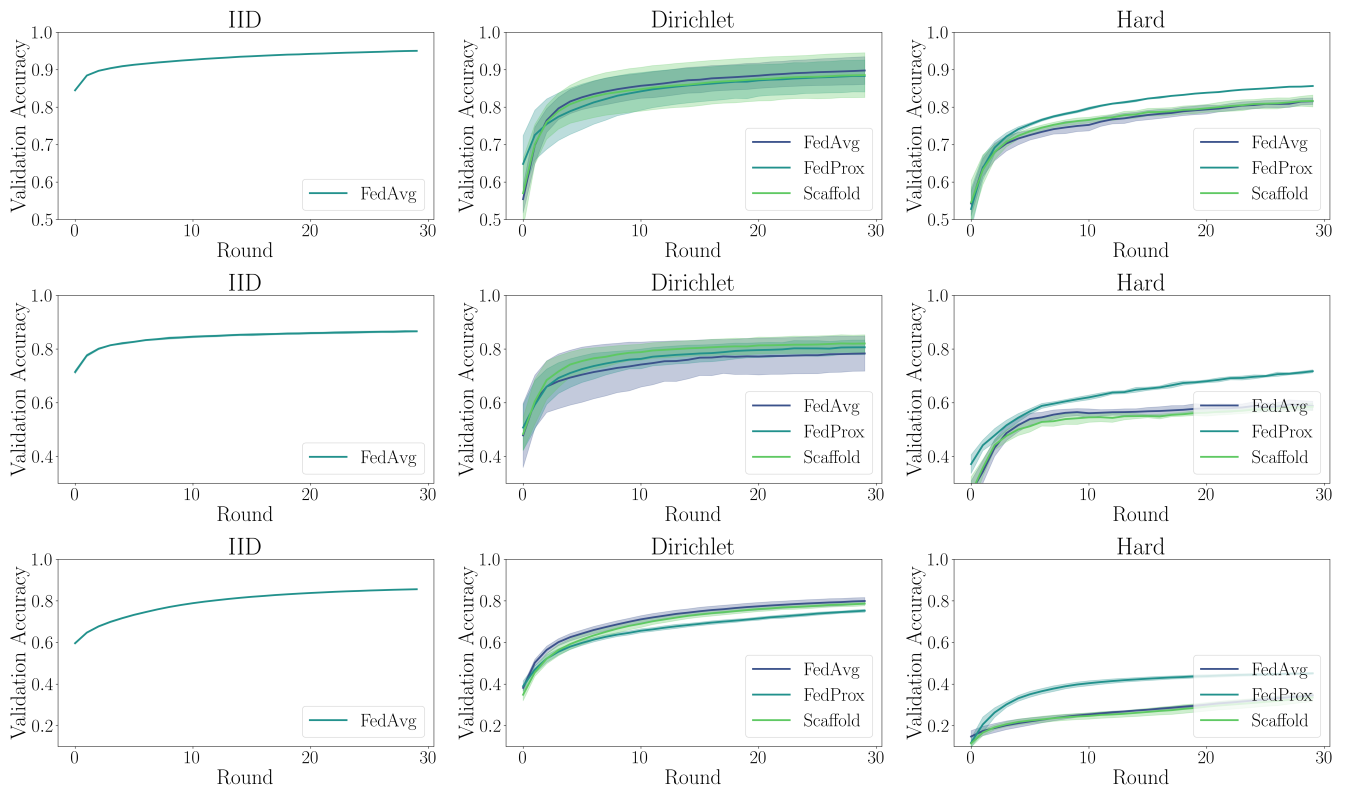


Fig. 6: A visual representation of validation results. The first row represents results on the MNIST dataset, while second and third rows represents respectively results on FashionMNIST and Extended MNIST datasets. The three columns represents the three partitioning methods (i.e., IID, Dirichlet and Hard),

- [13] T. maintainers and contributors, "TorchVision: PyTorch's Computer Vision library," Nov. 2016. [Online]. Available: <https://github.com/pytorch/vision>
- [14] Y. LeCun, C. Cortes, C. Burges *et al.*, "Mnist handwritten digit database," 2010.
- [15] A. Krizhevsky, V. Nair, and G. Hinton, "Cifar-10 (canadian institute for advanced research)." [Online]. Available: <http://www.cs.toronto.edu/~kriz/cifar.html>
- [16] —, "Cifar-100 (canadian institute for advanced research)." [Online]. Available: <http://www.cs.toronto.edu/~kriz/cifar.html>
- [17] T. Lin, L. Kong, S. U. Stich, and M. Jaggi, "Ensemble distillation for robust model fusion in federated learning," in *Advances in Neural Information Processing Systems 33: Annual Conference on Neural Information Processing Systems 2020, NeurIPS 2020, December 6-12, 2020, virtual*, H. Larochelle, M. Ranzato, R. Hadsell, M. Balcan, and H. Lin, Eds., 2020.
- [18] J. Wang, Q. Liu, H. Liang, G. Joshi, and H. V. Poor, "Tackling the objective inconsistency problem in heterogeneous federated optimization," in *Advances in Neural Information Processing Systems 33: Annual Conference on Neural Information Processing Systems 2020, NeurIPS 2020, December 6-12, 2020, virtual*, H. Larochelle, M. Ranzato, R. Hadsell, M. Balcan, and H. Lin, Eds., 2020.
- [19] B. McMahan, E. Moore, D. Ramage, S. Hampson, and B. A. y Arcas, "Communication-efficient learning of deep networks from decentralized data," in *Proceedings of the International Conference on Artificial Intelligence and Statistics*, ser. Proceedings of Machine Learning Research, vol. 54. PMLR, 2017, pp. 1273–1282. [Online]. Available: <http://proceedings.mlr.press/v54/mcmahan17a.html>
- [20] D. C. Nguyen, Q. Pham, P. N. Pathirana, M. Ding, A. Seneviratne, Z. Lin, O. A. Dobre, and W. Hwang, "Federated learning for smart healthcare: A survey," *ACM Comput. Surv.*, vol. 55, no. 3, pp. 60:1–60:37, 2023. [Online]. Available: <https://doi.org/10.1145/3501296>
- [21] B. Pfitzner, N. Steckhan, and B. Arnrich, "Federated learning in a medical context: A systematic literature review," *ACM Trans. Internet Techn.*, vol. 21, no. 2, pp. 50:1–50:31, 2021. [Online]. Available: <https://doi.org/10.1145/3412357>
- [22] G. Long, Y. Tan, J. Jiang, and C. Zhang, "Federated learning for open banking," in *Federated Learning - Privacy and Incentive*, ser. Lecture Notes in Computer Science, Q. Yang, L. Fan, and H. Yu, Eds. Springer, 2020, vol. 12500, pp. 240–254. [Online]. Available: https://doi.org/10.1007/978-3-030-63076-8_17
- [23] W. Yang, Y. Zhang, K. Ye, L. Li, and C. Xu, "FFD: A federated learning based method for credit card fraud detection," in *Big Data - BigData 2019 - 8th International Congress, Held as Part of the Services Conference Federation, SCF 2019, San Diego, CA, USA, June 25-30, 2019, Proceedings*, ser. Lecture Notes in Computer Science, K. Chen, S. Seshadri, and L. Zhang, Eds., vol. 11514. Springer, 2019, pp. 18–32. [Online]. Available: https://doi.org/10.1007/978-3-030-23551-2_2
- [24] D. C. Nguyen, M. Ding, P. N. Pathirana, A. Seneviratne, J. Li, and H. V. Poor, "Federated learning for internet of things: A comprehensive survey," *IEEE Commun. Surv. Tutorials*, vol. 23, no. 3, pp. 1622–1658, 2021. [Online]. Available: <https://doi.org/10.1109/COMST.2021.3075439>
- [25] I. Hegedüs, G. Danner, and M. Jelasity, "Decentralized learning works: An empirical comparison of gossip learning and federated learning," *J. Parallel Distributed Comput.*, vol. 148, pp. 109–124, 2021. [Online]. Available: <https://doi.org/10.1016/j.jpdc.2020.10.006>
- [26] T. Wink and Z. Nochta, "An approach for peer-to-peer federated learning," in *Proceedings of the International Conference on Dependable Systems and Networks Workshops*. IEEE, 2021, pp. 150–157. [Online]. Available: <https://doi.org/10.1109/DSN-W52860.2021.00034>
- [27] L. Liu, J. Zhang, S. Song, and K. B. Letaief, "Client-edge-cloud hierarchical federated learning," in *2020 IEEE International Conference on Communications, ICC 2020, Dublin, Ireland, June 7-11, 2020*. IEEE, 2020, pp. 1–6. [Online]. Available: <https://doi.org/10.1109/ICC40277.2020.9148862>
- [28] A. Nilsson, S. Smith, G. Ulm, E. Gustavsson, and M. Jirstrand, "A performance evaluation of federated learning algorithms," in

Proceedings of the Second Workshop on Distributed Infrastructures for Deep Learning, DIDL@Middleware 2018, Rennes, France, December 10, 2018. ACM, 2018, pp. 1–8. [Online]. Available: <https://doi.org/10.1145/3286490.3286559>

- [29] P. Kairouz, H. B. McMahan, B. Avent, A. Bellet, M. Bennis, and A. N. B. et. al., “Advances and open problems in federated learning,” *Found. Trends Mach. Learn.*, vol. 14, no. 1-2, pp. 1–210, 2021. [Online]. Available: <https://doi.org/10.1561/22000000083>
- [30] M. F. Elvebakken, A. Iosifidis, and L. Esterle, “Adaptive parameterization of deep learning models for federated learning,” *CoRR*, vol. abs/2302.02949, 2023. [Online]. Available: <https://doi.org/10.48550/arXiv.2302.02949>
- [31] H. Zhu, J. Xu, S. Liu, and Y. Jin, “Federated learning on non-iid data: A survey,” *Neurocomputing*, vol. 465, pp. 371–390, 2021. [Online]. Available: <https://doi.org/10.1016/j.neucom.2021.07.098>
- [32] Z. Li, J. Lu, S. Luo, D. Zhu, Y. Shao, Y. Li, Z. Zhang, Y. Wang, and C. Wu, “Towards effective clustered federated learning: A peer-to-peer framework with adaptive neighbor matching,” *IEEE Trans. Big Data*, vol. 10, no. 6, pp. 812–826, 2024. [Online]. Available: <https://doi.org/10.1109/TBDATA.2022.3222971>
- [33] D. Domini, G. Aguzzi, L. Esterle, and M. Viroli, “Field-based coordination for federated learning,” in *Coordination Models and Languages - 26th IFIP WG 6.1 International Conference, COORDINATION 2024, Held as Part of the 19th International Federated Conference on Distributed Computing Techniques, DisCoTec 2024, Groningen, The Netherlands, June 17-21, 2024, Proceedings*, ser. Lecture Notes in Computer Science, I. Castellani and F. Tiezzi, Eds., vol. 14676. Springer, 2024, pp. 56–74. [Online]. Available: https://doi.org/10.1007/978-3-031-62697-5_4
- [34] C. He, S. Li, J. So, M. Zhang, H. Wang, X. Wang, P. Vepakomma, A. Singh, H. Qiu, L. Shen, P. Zhao, Y. Kang, Y. Liu, R. Raskar, Q. Yang, M. Annavaram, and S. Avestimehr, “Fedml: A research library and benchmark for federated machine learning,” *CoRR*, vol. abs/2007.13518, 2020. [Online]. Available: <https://arxiv.org/abs/2007.13518>
- [35] D. J. Beutel, T. Topal, A. Mathur, X. Qiu, T. Parcollet, and N. D. Lane, “Flower: A friendly federated learning research framework,” *CoRR*, vol. abs/2007.14390, 2020. [Online]. Available: <https://arxiv.org/abs/2007.14390>
- [36] F. Lai, Y. Dai, S. S. V. Singapuram, J. Liu, X. Zhu, H. V. Madhyastha, and M. Chowdhury, “Fedscale: Benchmarking model and system performance of federated learning at scale,” in *International Conference on Machine Learning, ICML 2022, 17-23 July 2022, Baltimore, Maryland, USA*, ser. Proceedings of Machine Learning Research, K. Chaudhuri, S. Jegelka, L. Song, C. Szepesvári, G. Niu, and S. Sabato, Eds., vol. 162. PMLR, 2022, pp. 11 814–11 827. [Online]. Available: <https://proceedings.mlr.press/v162/lai22a.html>
- [37] S. Caldas, P. Wu, T. Li, J. Konečný, H. B. McMahan, V. Smith, and A. Talwalkar, “LEAF: A benchmark for federated settings,” *CoRR*, vol. abs/1812.01097, 2018. [Online]. Available: <http://arxiv.org/abs/1812.01097>
- [38] H. Xiao, K. Rasul, and R. Vollgraf, “Fashion-mnist: a novel image dataset for benchmarking machine learning algorithms,” *CoRR*, vol. abs/1708.07747, 2017. [Online]. Available: <http://arxiv.org/abs/1708.07747>
- [39] G. Cohen, S. Afshar, J. Tapson, and A. van Schaik, “EMNIST: an extension of MNIST to handwritten letters,” *CoRR*, vol. abs/1702.05373, 2017. [Online]. Available: <http://arxiv.org/abs/1702.05373>