

Multi-objective Pseudo Boolean Functions in Runtime Analysis: A Review

Zimin Liang and Miqing Li

Abstract—Recently, there has been growing interest within the theoretical community in analytically studying multi-objective evolutionary algorithms. This runtime analysis-focused research can help formally understand algorithm behaviour, explain empirical observations, and provide theoretical insights to support algorithm development and exploration. However, the test problems commonly used in the theoretical analysis are predominantly limited to problems with heavy “artificial” characteristics (e.g., symmetric objectives and linear Pareto fronts), which may not be able to well represent realistic scenarios. In this paper, we survey commonly used multi-objective functions in the theory domain and systematically review their features, limitations and implications to practical use. Moreover, we present several new functions with more realistic features, such as local optimality and nonlinearity of the Pareto front, through simply mixing and matching classical single-objective functions in the area (e.g., LeadingOnes, Jump and RoyalRoad). We hope these functions can enrich the existing test problem suites, and strengthen the connection between theoretic and practical research.

Index Terms—Multi-objective optimisation, evolutionary computation, runtime analysis, pseudo Boolean functions.

I. INTRODUCTION

MANY real-world challenges contain multiple conflicting objectives that need to be optimised simultaneously, known as multi-objective optimisation problems (MOPs). Instead of a single optimal solution, MOPs yield a set of solutions called *Pareto optimal solutions*, each representing a distinct trade-off between the objectives. Multi-objective evolutionary algorithms (MOEAs) have demonstrated their ability to deal with MOPs in a variety of practical scenarios. Yet, the theoretical understanding of MOEAs, particularly their behaviours and performance guarantees, lags behind their practical success [1], [2].

In this regard, runtime analysis [2] emerges as a very useful tool. First, it can be used to theoretically analyse the expected runtime of MOEAs, including mainstream algorithms like NSGA-II [3], [4], [5], SPEA2 [6], SMS-EMOA [7], [8], [9], MOEA/D [10], [11], [12] and NSGA-III [13], as well as simple heuristics like SEMO [14], [15], [16] and G-SEMO [17], [18], [19]. Second, runtime analysis can help confirm observations reported from empirical studies, for example, why NSGA-II is less effective for problems with more than three objectives [20]. Third, runtime analysis can provide insight and guidance in algorithm design (e.g., the use of crossover [19], adaptive mutation [21] and the archive [22]), as well as in algorithmic parameter setup (e.g., mutation rate setting [23]).

Lastly, it can even be used to challenge conventional practice in the empirical community and guides the development of different mechanisms, for example introducing randomness in population update of MOEAs [24], [25].

Yet, multi-objective benchmark functions used in runtime analysis are predominantly limited to pseudo Boolean ones with heavy “artificial” characteristics. They may not be able to well represent realistic scenarios. For example, in OneMin-Max [15], a commonly used function in theoretic studies, any point in the decision space is a Pareto optimal solution. That means that the two objectives are completely conflicting and it is not possible to improve them at the same time for any configuration; in other words, there is no dominated solution existing in the solution space. This is apparently not very realistic.

Another prominent feature in multi-objective pseudo Boolean functions is the linear shape of their Pareto fronts, such as in the well-known problems LeadingOnes-TrailingZeroes [26], CountOnes-CountZeroes [14] and OneJump-ZeroJump [27]. This may not be very representative to real-world problems, but more importantly, can be favoured by certain MOEAs (e.g., the decomposition-based algorithm MOEA/D [28]). The performance of some practical MOEAs may heavily depends on the Pareto front shape due to their population maintenance mechanisms [29]. For example, MOEA/D (as well as its variants) uses a set of uniformly distributed weights in a simplex to maintain the population. As a result, the algorithm may achieve perfect uniformity when the function’s Pareto front is of a linear or simplex-like shape, but may perform very poorly on other shapes [30]. Solely considering such linear Pareto fronts may fail to provide a fair comparison between MOEAs, particularly to those who are robust to Pareto front shapes such as Pareto-based MOEAs [29].

In this paper, we conduct a systematic review of multi-objective pseudo Boolean functions commonly used in runtime analysis. We discuss the characteristics that make these functions useful for theoretical study, and identify their limitations in capturing realistic features as well as the implications to the practical community of algorithm development. Moreover, we present seven new functions by combining different single-objective functions such as OneMax, LeadingOnes, Jump, and RoyalRoad. These mix-and-match functions introduce more realistic features like multi-modality and nonlinearity of the Pareto front while retaining analytical tractability.

It is worth stating that in this paper we put our focus on widely-used, representative multi-objective pseudo Boolean functions in runtime analysis, including OneMin-

Zimin Liang and Miqing Li (*corresponding author*) are with the School of Computer Science, University of Birmingham, Edgbaston, Birmingham B15 2TT, UK (emails: zx125@student.bham.ac.uk; m.li.8@bham.ac.uk).

Max, LeadingOnes-TrailingZeroes, CountOnes-CountZeroes and OneJump-ZeroJump, as well as “asymmetric” combinations of their single-objective components such as OneMax [31], LeadingOnes [32], Jump [33] and RoyalRoad [34]. There do exist other multi-objective pseudo-Boolean functions in the area such as LPTNO [35], SPG, ZPLG [36] (extended from PLG [37]), Dec-obj-MOP [38] and multi-objective RealRoyalRoad [19], and single-objective ones such as the Needle [39], Trap [39] and RealRoyalRoad [40]. However, such functions are either too special (for example, the global optimum in the Needle and Trap functions is too hard to locate), or are regarded too artificial [27].

The rest of the paper is structured as follows. Section II gives the preliminaries in multi-objective optimisation and single-objective pseudo Boolean functions considered in the paper. Section III describes the function characteristics of interest. Section IV discusses both existing commonly-used functions and new mix-and-match functions based on the aforementioned characteristics and further the implications to the wider community. Finally, Section V concludes the paper.

II. PRELIMINARIES

In this section, we will first introduce basic concepts in multi-objective optimisation. We will then describe several well-known single-objective pseudo Boolean functions used in runtime analysis and their extension to multi-objective pseudo Boolean functions.

A. Multi-Objective Optimisation

Let $f(x) = (f_1(x), f_2(x))$ be a bi-objective optimisation problem in decision space Ω for all $x \in \Omega$ that $f_i(x) : \Omega \rightarrow \mathbb{R}$. As we only consider pseudo Boolean functions, each x has a bit-string representation $\{0, 1\}^n$ where $n = |x|$ is the length of the bit-string. Without loss of generality, all problems considered in this paper are maximisation ones.

Considering two solutions $x, x' \in \Omega$, a solution x is said to weakly (Pareto) dominate x' , denoted $x \succeq x'$ if $f_1(x) \geq f_1(x')$ and $f_2(x) \geq f_2(x')$. x dominates x' if one of the inequalities is strict, denoted $x \succ x'$. A solution x is *Pareto optimal* if no other solution in Ω dominates x . The set of all Pareto optimal solutions is called *Pareto set* in the decision space and *Pareto front* in the objective space.

B. Single-objective Pseudo Boolean Functions and Their Multiobjective Extensions

In single-objective runtime analysis of randomised search heuristics, a range of pseudo Boolean functions have been introduced. Here we consider several representative ones, namely, OneMax, LeadingOnes, Jump and RoyalRoad.

1) *OneMax*: This problem simply counts the number of ones in a bit-string.

Definition II.1. (*OneMax* [31]). Let $x \in \{0, 1\}^n$ be a bit-string of length n . The OneMax function is defined as:

$$\text{OneMax}(x) = \sum_{i=1}^n x_i \quad (1)$$

Its symmetric counterpart is the OneMin (ZeroMax) function in the following.

Definition II.2. (*OneMin (ZeroMax)*). Let $x \in \{0, 1\}^n$ be a bit-string of length n . The OneMin function is defined as:

$$\text{OneMin}(x) = \sum_{i=1}^n (1 - x_i) \quad (2)$$

Considering optimising both OneMax and OneMin, a bi-objective function, OneMinMax, can be straightforwardly constructed.

Definition II.3. (*OneMinMax (OMM)* [15]). Let $x \in \{0, 1\}^n$ be a bit-string of length n . The problem has two objectives:

$$f_1(x) = \sum_{i=1}^n x_i \quad \text{and} \quad f_2(x) = \sum_{i=1}^n (1 - x_i) \quad (3)$$

The goal of the function is to simultaneously maximise both $f_1(x)$ and $f_2(x)$, which is inherently contradictory as improving one objective results in decreasing the other.

2) *LeadingOnes*: As its name suggests, LeadingOnes counts the number of consecutive ones starting from the leftmost side of the bit-string.

Definition II.4. (*LeadingOnes* [32]). Let $x \in \{0, 1\}^n$ be a bit-string of length n . The LeadingOnes function is defined as:

$$\text{LeadingOnes}(x) = \sum_{i=1}^n \prod_{j=1}^i x_j \quad (4)$$

Here, the index i starts from left to right (as opposed to the conventional). The symmetric counterpart of LeadingOnes is the TrailingZeroes function.

Definition II.5. (*TrailingZeroes*). Let $x \in \{0, 1\}^n$ be a bit-string of length n . The TrailingZeroes function is defined as:

$$\text{TrailingZeroes}(x) = \sum_{i=1}^n \prod_{j=i}^n (1 - x_j) \quad (5)$$

Optimising both LeadingOnes and TrailingZeroes, a bi-objective function, LeadingOnes-TrailingZeroes, can be constructed.

Definition II.6. (*LeadingOnes-TrailingZeroes (LOTZ)* [26]). Let $x \in \{0, 1\}^n$ be a bit-string of length n . The LeadingOnes-TrailingZeroes function is defined as:

$$f_1(x) = \sum_{i=1}^n \prod_{j=1}^i x_j \quad \text{and} \quad f_2(x) = \sum_{i=1}^n \prod_{j=i}^n (1 - x_j) \quad (6)$$

The goal of the function is to maximise both $f_1(x)$ and $f_2(x)$, which generally encourages solutions with ones in the beginning and zeros at the end of the string.

3) *Jump*: The Jump function (also known as the k -Jump function) is a variation of the OneMax function but involves jumps (across a valley) in the fitness landscape. The objective function penalises solutions that are close to the optimum (the penalty becoming severer as getting closer). Formally, it is defined as follows.

Definition II.7. (*k-Jump (OneJump)* [33]). Let $x \in \{0, 1\}^n$ be a bit-string of length n with a jump parameter $k \in \mathbb{Z}^+$ indicating the size of valley. The k -Jump function is formalised as:

$$\text{Jump}_k(x) = \begin{cases} k + |x|_1, & \text{if } |x|_1 \leq n - k \text{ or } x = 1^n \\ n - |x|_1, & \text{otherwise} \end{cases} \quad (7)$$

In the area of multi-objective optimisation, the function is also referred as the OneJump function. Its symmetric counterpart is the ZeroJump function.

Definition II.8. (*ZeroJump*). Let $x \in \{0, 1\}^n$ be a bit-string of length n with a jump parameter $k \in \mathbb{Z}^+$ indicating the size of the valley. The function is defined as:

$$\text{ZeroJump}_k(x) = \begin{cases} k + |x|_0, & \text{if } |x|_0 \leq n - k \text{ or } x = 0^n \\ n - |x|_0, & \text{otherwise} \end{cases} \quad (8)$$

The bi-objective version of the Jump problem is to consider OneJump and ZeroJump at the same time.

Definition II.9. (*OneJump-ZeroJump (OJZJ)* [27]). Let $x \in \{0, 1\}^n$ be a bit-string of length n and let k be a fixed jump parameter with $1 \leq k < \frac{n}{2}$. The OneJump-ZeroJump problem is defined as:

$$\begin{aligned} f_1(x) &= \begin{cases} k + |x|_1, & \text{if } |x|_1 \leq n - k \text{ or } x = 1^n \\ n - |x|_1, & \text{otherwise} \end{cases} \\ f_2(x) &= \begin{cases} k + |x|_0, & \text{if } |x|_0 \leq n - k \text{ or } x = 0^n \\ n - |x|_0, & \text{otherwise} \end{cases} \end{aligned} \quad (9)$$

Here, $f_1(x)$ prefers bit-strings with a larger number of ones until it is too large and close to 1^n , in which case the objective value drops. Similarly, $f_2(x)$ prefers strings with a larger number of zeros until it is too large and close to 0^n . This forms two symmetric and (partially) conflicting objectives, which we will explain in detail in Section IV.

4) *RoyalRoad*: The RoyalRoad function is designed to provide a fitness landscape with explicit building blocks which introduce neutral areas.

Definition II.10. (*RoyalRoad* [34]). Let $x \in \{0, 1\}^n$ be a bit-string of length n , partitioned into b disjoint blocks S_1, S_2, \dots, S_b , each with the same length ℓ (where $n = b \times \ell$, $b > 1$). The RoyalRoad function is defined as:

$$\text{RoyalRoad}(x) = \sum_{j=1}^b \prod_{i \in S_j} x_i \quad (10)$$

Likewise to OneJump, we regard the RoyalRoad function here as OneRoyalRoad, its symmetric counterpart is ZeroRoyalRoad.

Definition II.11. (*ZeroRoyalRoad*). Let $x \in \{0, 1\}^n$ be a bit-string of length n , partitioned into b disjoint blocks S_1, S_2, \dots, S_b , each with the same length ℓ (where $n = b \times \ell$, $b > 1$). The function is defined as:

$$\text{ZeroRoyalRoad}(x) = \sum_{j=1}^b \prod_{i \in S_j} (1 - x_i) \quad (11)$$

To our knowledge, the RoyalRoad function has not been considered and studied in multi-objective optimisation¹, though it can be trivially extended to by optimising the OneRoyalRoad and ZeroRoyalRoad functions.

Definition II.12. (*OneRoyalRoad-ZeroRoyalRoad (ORZR)*). Let $x \in \{0, 1\}^n$ be a bit-string of length n , partitioned into b disjoint blocks S_1, S_2, \dots, S_b , each with the same length ℓ (where $n = b \times \ell$, $b > 1$). The problem is:

$$f_1(x) = \sum_{j=1}^b \prod_{i \in S_j} x_i, \quad \text{and} \quad f_2(x) = \sum_{j=1}^b \prod_{i \in S_j} (1 - x_i) \quad (12)$$

Here, $f_1(x)$ prefers strings that have all bits set to one in each block, while $f_2(x)$ prefers strings that have all bits set to zero in each block, forming two symmetric and conflicting objectives.

III. CHARACTERISTICS OF MULTI-OBJECTIVE OPTIMISATION PROBLEMS

In this section, we will review representative characteristics of multi-objective optimisation problems. These include characteristics that existing multi-objective pseudo Boolean functions commonly have and characteristics that practical multi-objective optimisation problems typically have. In doing so, we try to explain what having (or not having) these characteristics may imply.

A. Completely Conflicting Objectives

An interesting characteristic resulting from the symmetric extension of single-objective pseudo Boolean functions is that some multi-objective functions may have rather conflicting objectives. An extreme example is the OneMinMax function [15] where the two objectives are completely conflicting. That is, an improvement on one objective always leads to a deterioration on the other. This characteristic can be defined as follows.

Definition III.1. (*Completely conflicting objectives*).

$$\begin{aligned} \forall x, x' \in \Omega, \quad f_1(x') < f_1(x) &\implies f_2(x') > f_2(x) \\ \text{and} \quad f_2(x') < f_2(x) &\implies f_1(x') > f_1(x) \end{aligned} \quad (13)$$

When a multi-objective optimisation problem has this characteristic, all solutions in the decision space are Pareto optimal ones. This apparently is not very realistic, though there do exist some early continuous benchmark functions having the characteristic such as SCH [43]. From the perspective of MOEAs, this type of problem does not test an algorithms'

¹Note that there is a similar but different problem, called RealRoyalRoad [40], has been extended and studied recently in multi-objective optimisation [19], [41], [42].

ability to converge, but rather its ability to distribute solutions over the Pareto front. As such, some diversity/novelty-driven search [44], [45] strategies may have the edge in addressing such problems.

B. Symmetricity

Another characteristic resulting from the straightforward extension of single-objective pseudo Boolean functions is that the resultant multi-objective problems are symmetric. In multi-objective optimisation, symmetricity means that the objectives are similar in form or mirror each other. For pseudo Boolean problems, this means reversing each bit as well as their positions. Formally, it can be defined as follows.

Definition III.2. (*Symmetricity in pseudo Boolean functions*). Let $f : \{0, 1\}^n \rightarrow \mathbb{R}$ and $g : \{0, 1\}^n \rightarrow \mathbb{R}$ be two functions on binary strings of length n . f and g are **symmetric** if

$$f(x) = g(B(R(x))) \quad \text{and} \quad g(x) = f(B(R(x))) \quad (14)$$

where $R(x)$ is the reversal function that reserves the order of bit-string x from $\{1, 2, \dots, n-1, n\}$ to $\{n, n-1, \dots, 2, 1\}$; $B(x)$ is a bitwise complementation function that flips all bits (i.e., $x_i = 1 - x_i$ for $i \in \{1, 2, \dots, n\}$).

Crossover may benefit from such a symmetric setup. For example, if the all-zero solution is a nondominated solution, then the all-one solution must be a nondominated solution as well, hence being preserved highly likely in the search process of an MOEA. As all the bits of these two solutions are different, crossing them over may generate any bit-string, potentially speeding up the search.

Another implication of having the symmetric setup is that solutions in the objective space are symmetric with respect to the line $f_1 = f_2$. This may rarely occur in real-world scenarios. An additional consequence is that the two objectives always have the same range. However, in practical MOEAs, some types of algorithms are sensitive to problems with different objective ranges such as indicator-based and decomposition-based algorithms [29], [46], [47]. That is, they perform well when the ranges of different objectives are commensurate, whereas performing poorly when the problem has different ranges. In contrast, some Pareto-based algorithms (e.g., NSGA-II [48]) are robust to the difference between objective ranges [49]. As such, test functions having the same or similar objective ranges may be favoured by certain MOEAs.

C. Disjoint Pareto Optimal Solutions

Disjointness means that not all the optimal solutions (in decision space) are connected. Connectedness can be defined using the notion of *neighbourhood*, with an intuitive assumption that neighbouring solutions are connected to each other by default. In terms of pseudo Boolean functions, neighbourhood can be defined by one-bit difference of solutions.

Definition III.3. (*Neighbourhood*). For a solution x , its neighbourhood is

$$\mathcal{N}(x) = \{x' \in \Omega \mid \text{Hamming}(x, x') = 1\} \quad (15)$$

Consider the set of Pareto optimal solutions as a directed graph where a node is a solution and the edge is defined by the neighbourhood relationship, this set is disjoint if the graph is disconnected (i.e., there is no path in the graph connecting from one solution to another). Formally, it can be defined as follows.

Definition III.4. (*Disjoint Pareto optimal solutions*). For a set of Pareto optimal solutions \mathcal{PS} , denote a graph $G_{\mathcal{PS}} = (\mathcal{PS}, E)$, where a node corresponds to a solution in \mathcal{PS} , and $E = \{(x, x') \mid x, x' \in \mathcal{PS} \text{ and } x' \in \mathcal{N}(x)\}$. The problem has disjoint Pareto optimal solutions if $G_{\mathcal{PS}}$ is disconnected.

In many existing pseudo Boolean functions for runtime analysis, Pareto optimal solutions are not disjoint, hence forming a connected region, such as in OneMinMax [15] and LeadingOnes-TrailingZeroes [26]. In this case, local search can easily reach all Pareto optimal solutions provided that it hits one of them. However, many practical combinatorial problems have been shown that their Pareto optimal regions are disjoint, such as multi-objective linear programming [50], spanning tree [50] and knapsack [51]. This can also be echoed by the multi-funnel structure in multi-objective combinatorial problems [52]. As for algorithm design, having disjoint Pareto optimal solutions may highlight the importance of maintaining the diversity of solutions in decision space, rather than purely in objective space. Unfortunately, mainstream MOEAs only consider the latter, and performance of such algorithms can be improved substantially through considering the diversity of solutions in decision space [53], [54], [55].

D. Pareto Local Optimality

Local optima are commonly observed in real-world problems, which may cause the search of an optimisation algorithm to be stuck. In single-objective optimisation with fitness function $f : \Omega \rightarrow \mathbb{R}$, a solution x is a local optimum if, for some neighbourhood $\mathcal{N}(x) \subset \Omega$, we have $\nexists x' \in \mathcal{N}(x)$ such that $f(x') > f(x)$, meaning that its fitness is not worse than any of its neighbours. There are some single-objective pseudo Boolean functions having local optimal solutions such as k -Jump [33].

Similarly, in the multi-objective case, a solution is a Pareto local optimum if it is not dominated by any of its neighbours [56].

Definition III.5. (*Pareto local optimality*). A solution x is a Pareto local optimum if

$$\nexists x' \in \mathcal{N}(x) \text{ such that } x' \succ x \quad (16)$$

Note that according to the definition, global optimal solutions are also local optimal solutions, but for the convenience of discussion, we exclude global optimal solutions when referring to local optimal solutions.

Pareto local optimality is an important characteristic that many practical problems have and it can significantly increase the level of hardness for MOEAs to deal with. For example, in the DTLZ suite [57], the only difference between DTLZ2 and DTLZ3 is that the latter has a number of local Pareto

fronts, which imposes a much bigger challenge for MOEAs to converge into the optimal front [58].

However, many well-established multi-objective pseudo Boolean functions in runtime analysis do not have Pareto local optimal solutions, though some of whose single-objective version have. For example, OneJump-ZeroJump [27], the extension of k -Jump, does not have any local optimal solution. The local optimal solutions in k -Jump become nondominated solutions (i.e., global optimal solutions in the multi-objective context) as no solution better than them on both objectives. We will explain it in the section (Section IV-C).

E. Separability of Variables

Separability refers to how variables in the problem interact with one another with respect to the objective function.

Definition III.6. (*Separability* [59]). An objective function $f(x)$ with $x \in \Omega$ is **separable** if it can be expressed as

$$f(x) = g_1(x_1) + g_2(x_2) + \dots + g_n(x_n) \quad (17)$$

where g_i is a function of the single variable x_i .

Clearly, the definition of separability is very strict, requiring every variable of the problem is separable. With such a characteristic, an optimiser can optimise the problem variable by variable [59], [60]. However, not many real-world problems meet this condition. Instead, they may be partially separable, i.e., some of the variables can be optimised separably. For example, in many ZDT functions [61], variables can be separated as the first variable x_1 alone controls the first objective and the remaining variables contribute to the second objective.

F. Ratio of Pareto Optimal Solutions

In real-world problems, Pareto optimal solutions usually only take a very small portion of the search space. However, in some multi-objective pseudo Boolean functions in runtime analysis (e.g., OneMinMax and OneJump-ZeroJump), most of their solutions are Pareto optimal ones. For a pseudo Boolean function, the ratio of Pareto optimal solutions is $\frac{|PS|}{2^n}$, where PS denotes the set of the problem's Pareto optimal solutions. We say a function having a low ratio if it converges to 0 as n grows to infinity. Most practical problems has a low ratio, even though the number of the Pareto optimal solutions can grow exponentially with the problem size [71], such as in bi-objective versions of the shortest path problem [72], minimum spanning tree problem [73] and integer minimum-cost flow problem [74].

G. Shape of the Pareto Front

Real-world multi-objective optimisation problems may have a very complex geometry of their Pareto front shapes, such as various convex, concave, mixed, and/or disjoint fronts. However, existing multi-objective pseudo Boolean functions in runtime analysis usually have a simple linear Pareto front. For practical MOEAs which aims to approximate a good representation of a problem's Pareto front with a fixed population size, the shape of the problem matters. Some types of

MOEAs favour linear Pareto fronts such as hypervolume-based algorithms [75] and decomposition-based algorithms [30]. In contrast, Pareto-based algorithms are robust to Pareto front shapes [29]. This may be one of the reasons that NSGA-II has been found to generally perform better than SMS-EMOA [76] and MOEA/D [28] in classic combinatorial problems [77] and real-world problems [78].

IV. REVIEW OF MULTI-OBJECTIVE BOOLEAN FUNCTIONS

In this and next sections, we will review multi-objective pseudo Boolean functions based on the characteristics described in Section III. These functions include frequently-studied ones like OneMinMax [15], LeadingOnes-TrailingZeroes [26], OneJump-ZeroJump [27] and CountOnes-CountZeroes [14] (this section), and new mix-and-match functions of the single-objective ones described in Section II (next section). Table I summarises the characteristics that practical multi-objective optimisation problems typically have, and to what extent existing and new multi-objective pseudo-Boolean functions in runtime analysis hold them.

A. OneMinMax (OMM)

OMM [15] is to simultaneously maximise the number of ones and zeros in a bit-string, defined in Definition II.3. It has been commonly used in runtime analysis (see Table I). OMM is arguably one of the least realistic multi-objective pseudo Boolean functions. As can be seen in Table I, OMM has none of the characteristics that practical multi-objective problems may have.

Figure 1 illustrates the 8-bit OMM function from three different perspectives. Specifically, Figure 1(a) plots the solutions on two individual objectives (OneMax and OneMin) with respect to the number of ones. Figure 1(b) plots the objective space, where the number associated with a solution means how many solutions in the decision space map to that solution. Figure 1(c) plots the nondominated levels [80] of solutions with respect to the number of ones, which helps indicate how easy solutions may move into a better place with respect to the Pareto nondominated levels (similar to *Pareto Landscape* [81]).

As can be seen from Figure 1(a), the two objectives OneMax and OneMin are completely conflicting, making all solutions Pareto optimal (Figure 1(b) and (c)). The shape of the Pareto front is a straight line, and there is no disjoint Pareto optimal regions, which implies that MOEAs reaching one optimal solution may easily find other optimal solutions. In addition, the objectives in OMM are fully separable with respect to their variables, allowing MOEAs to optimise the problem one variable (bit) at a time.

B. LeadingOnes-TrailingZeroes (LOTZ)

LOTZ [26] is to simultaneously maximise the number of consecutive ones from left to right and the number of consecutive zeroes from right to left. It is one of the earliest and most studied multi-objective pseudo Boolean functions. As can be seen in Table I, LOTZ has some unrealistic characteristics

TABLE I
CHARACTERISTICS OF PRACTICAL MULTI-OBJECTIVE OPTIMISATION PROBLEMS AND IF EXISTING AND NEW MULTI-OBJECTIVE PSEUDO-BOOLEAN FUNCTIONS IN RUNTIME ANALYSIS HOLD THEM.

Problem	Non-symmetric objectives	Non-completely conflicting objectives	Disjoint optimal solutions	Not fully separable variables	Low ratio of Pareto optimal solutions	Non-linear Pareto front shape	Pareto local optimality	Studied in
OneMinMax (OMM)								[15], [62], [63], [3], [64], [65], [66], [67], [22], [55], [12], [6]
LeadingOnes TrailingZeroes (LOTZ)		✓		✓	✓			[26], [17], [14], [68], [35], [62], [18], [4], [3], [64], [65], [69], [22], [55], [6]
OneJump ZeroJump (OJZJ)		✓	✓	✓	✓ ¹			[27], [5], [1], [70], [7], [6]
CountOnes CountZeroes (COCZ)	✓	✓			✓			[14], [35], [38], [18], [10]
OneRoyalRoad ZeroRoyalRoad (ORZR)		✓	✓	✓	✓		✓ ²	
OneMax TrailingZeroes (OMTZ)	✓	✓		✓	✓			
OneMax ZeroJump (OMZJ)	✓	✓	✓	✓				
OneMax ZeroRoyalRoad (OMZR)	✓	✓	✓	✓	✓			
LeadingOnes ZeroJump (LOZJ)	✓	✓	✓	✓	✓		✓	
LeadingOnes ZeroRoyalRoad (LOZR)	✓	✓	✓	✓	✓		✓	
OneJump ZeroRoyalRoad (OJZR)	✓	✓	✓	✓	✓	✓ ³	✓	

¹ The ratio of Pareto optimal solutions is not low when the jump parameter $k < \frac{n}{\ln(n)}$ (see Prop. A.2 in the Appendix).

² Pareto local optima exist when block length $\ell > 3$.

³ The shape of the Pareto front is generally non-linear, except for the case that $(n - k - 1) \bmod \ell = 0$.

such as symmetric objectives, a linear Pareto front, no disjoint optimal solutions nor local optima, (see Figure 2). The last two may make the problem generally easy to solve (i.e., finding all the optimal solutions).

However, unlike OneMinMax, the LOTZ function does have some characteristics commonly shared in real-world problems such as non-completely conflicting objectives and a low ratio of Pareto optimal solutions. As can be seen from Figure 2(a), the two objectives in the function are not completely conflicting, leading to the presence of the dominated solutions. There are many dominated solutions in the function. The number associated with a point in Figure 2(b) stands for the number of solutions with identical objective values; if a point is not associated with such a number, the solution is unique. Clearly,

most of the solutions are dominated ones and there are only $n + 1$ solutions in the Pareto front, in the form of $(1^k 0^{n-k})$, where n denotes the problem size (i.e., the length of the bit-string) and $0 \leq k \in \mathbb{N} \leq n$. This leads to a low ratio of Pareto optimal solutions (i.e., $\frac{n+1}{2^n}$). In addition, unlike OMM, the objectives in LOTZ are not fully separable, implying that MOEAs can no longer optimise them independently on a bit-wise basis.

C. OneJump-ZeroJump (OJZJ)

OJZJ [27] is to simultaneously maximise the number of ones and zeros while introducing a deceptive fitness gap that requires crossing a valley in each objective. The size of the

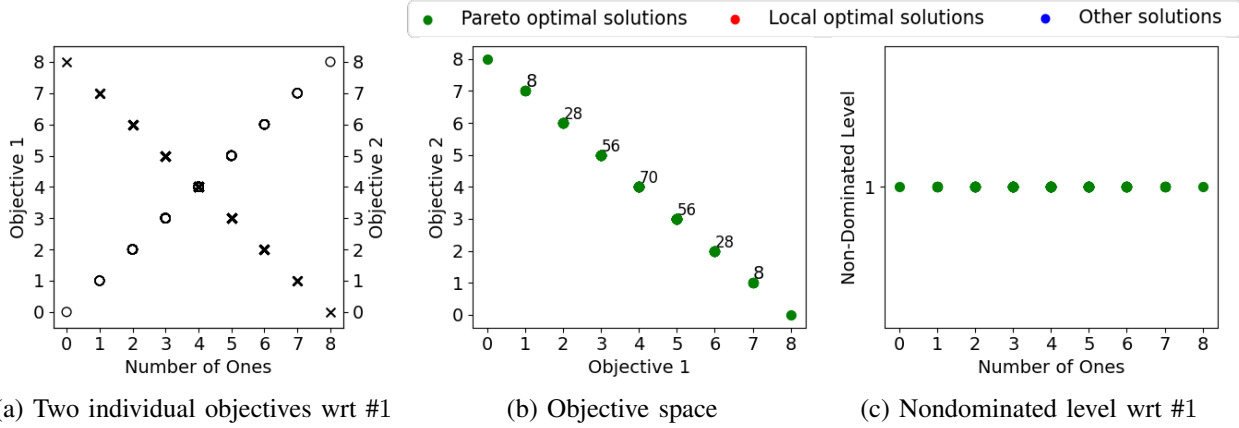


Fig. 1. **OneMinMax (OMM)** ($n = 8$). (a) Two individual objectives (OneMax and OneMin) of the OMM problem with respect to the number of ones. (b) Objective space, where the number associated with a solution means how many solutions in the decision space map to that solution. (c) The level of solutions with respect to the number of ones based on the Pareto non-dominated sorting [79]. In (b) and (c), green, red and blue points indicate Pareto optimal solutions, local optimal solutions, and other solutions respectively. In this problem, all solutions are Pareto optimal.

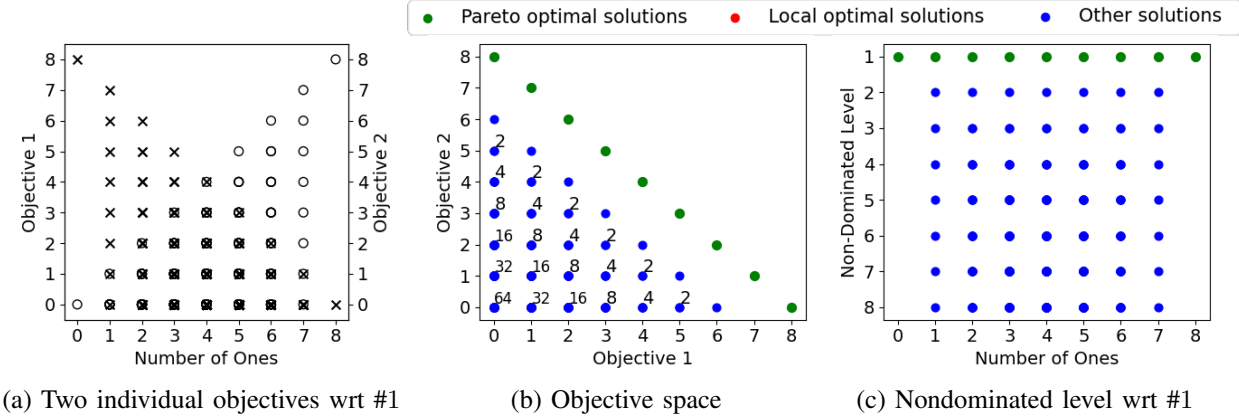


Fig. 2. **LeadingOnes-TrailingZeroes (LOTZ)** ($n = 8$) (a) Two individual objectives (LeadingOnes and TrailingZeroes) of the LOTZ problem with respect to the number of ones. (b) Objective space, where the number associated with a solution means how many solutions in the decision space map to that solution. (c) The level of solutions with respect to the number of ones based on the Pareto non-dominated sorting. In (b) and (c), green, red and blue points indicate Pareto optimal solutions, local optimal solutions, and other solutions respectively.

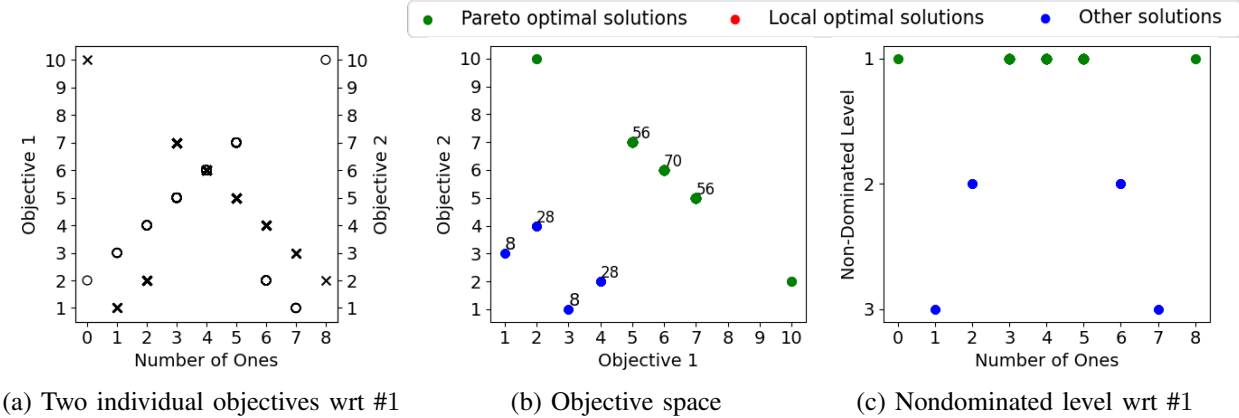


Fig. 3. **OneJump-ZeroJump (OJZJ)** ($n = 8, k = 2$ where k is the jump parameter) (a) Two individual objectives (OneJump and ZeroJump) of the OJZJ problem with respect to the number of ones. (b) Objective space, where the number associated with a solution means how many solutions in the decision space map to that solution. (c) The level of solutions with respect to the number of ones based on the Pareto non-dominated sorting. In (b) and (c), green, red and blue points indicate Pareto optimal solutions, local optimal solutions, and other solutions respectively. In this problem, the dominated solutions are the ones that drop into the valley of an objective.

valley is controlled by a parameter called the *jump parameter* k . Its single-objective version, *OneJump* function (Eq. II.7), is known for the presence of a local optimum. Interestingly, in the multi-objective version, the local optimum becomes a Pareto optimal solution. Figure 3(a) plots the solutions on two individual objectives (OneJump and ZeroJump) with respect to the number of ones for the 8-bit OJZJ problem with $k = 2$. As seen, on the objective f_1 , the solution with five ones is a local optimum for that objective; however, it becomes nondominated if considering the objective f_2 . The global optimal solution on each objective (i.e., (1^n) and (0^n)) becomes the boundary solution in this two-objective problem.

A difference of OJZJ from the previous problems is that it has disjoint optimal solutions. As can be seen in Figure 3(c), there is a gap between the boundary solutions and the remaining Pareto optimal solutions. This brings difficulty in finding the whole Pareto front, especially with a big k . The ratio of Pareto optimal solutions in the problem depends on the size of the valley (i.e., k) as only solutions in the valley are dominated ones. When k is small, relative to the number of total bits (n), the ratio is high. For example, if $k < \frac{n}{\ln n}$, the ratio is not less than 0.5 with a sufficiently large n (see Prop. A.2 in the Appendix). When k is large (e.g., $k = \frac{n}{2} - 1$), the ratio converges toward 0 with a sufficiently large n (Prop. A.1 in the Appendix).

D. CountOnes-CountZeroes (COCZ)

COCZ [14] is a problem known for having asymmetric objectives. The problem consists of two parts: a cooperative part (the first half of the decision variables) and a conflicting part (the second half of the decision variables). In the cooperative part, both objectives aim to maximise the number of ones (like two OneMax functions). In the conflicting part, one objective maximises the number of ones and another objective maximises the number of zeroes (like OneMinMax). Formally, COCZ can be formulated below.

Definition IV.1. (*CountOneCountZeroes (COCZ)* [14]) Let $x \in \{0, 1\}^n$ be a bit-string of even bits. The COCZ function is defined as

$$f_1(x) = \sum_{i=1}^n x_i \quad \text{and} \quad f_2(x) = \sum_{i=1}^{n/2} x_i + \sum_{i=n/2+1}^n (1 - x_i) \quad (18)$$

The first objective of the problem is the OneMax function, and the second objective is called the single-objective *CountOnes* function [59] which treats half of the decision variables as OneMax and another half as OneMin. This feature makes the problem non-symmetric and non-completely conflicting with respect to the two objectives.

Figure 4 illustrates the 8-bit COCZ function. As can be seen from Figure 4(b), the solutions in the objective space form a diamond shape. This occurrence can be attributed to the fact that the cooperative part of the bit-string determines the distance between a solution and the Pareto front (from the upper right to the lower left), the conflicting part alone controls the positions of solutions on the Pareto front. This bipartite

feature partly resembles several continuous benchmark suites widely used in the empirical community, such as ZDT [61] and WFG [57]. In addition, the ratio of the Pareto optimal solutions is low ($1/2^{n/2}$) as only the conflicting part affects the Pareto front, hence the number of the Pareto optimal solutions equal to that of OneMinMax with half of bit-string length.

E. OneRoyalRoad-ZeroRoyalRoad (ORZR)

Unlike the previous problems, to our knowledge ORZR has not yet been considered in runtime analysis. ORZR is constructed by dividing the bit-string into several blocks (i.e., segments of the decision variables) of the same size, where each block needs to be all ones (zeroes) to contribute to the objective (see its formal definition in Section II.12). This design leads to disjoint optimal solutions as they are at least b bits from each other (where b denotes the number of bits in a block), and a low ratio of Pareto optimal solutions (i.e., $\frac{2^{n/b}}{2^n}$) as optimal solutions must consist of only blocks of all ones (or all zeroes).

The single-objective RoyalRoad function [34] is known for the presence of the neutral area, where there exists least a solution that all of its neighbours are of the same fitness. Such a neutral area is considered a challenging feature [82], [83]. The multi-objective version inherits this feature; there exist solutions that all of their neighbours are non-dominated to itself. This introduces a feature that is prevalent in practical problems but does not exist in the other existing multi-objective pseudo Boolean functions – Pareto local optimality. Figure 5 illustrates the 8-bit ORZR with the block length $\ell = 4$. As can be seen from Figure 5(c), there are three local optimal solutions whose neighbours are not better than them. It is worth noting that in ORZR the local optimal solutions and their neighbours are not “incomparable” – they actually have the same objective values (i.e., mapped into the same objective vectors, see Figure 5(b)). This may pose the challenge for mainstream MOEAs who only work on the diversity of solutions in the objective space. Maintaining the objective-space diversity cannot identify potential solutions that help in finding promising areas [55].

V. MIX-AND-MATCH MULTI-OBJECTIVE BOOLEAN FUNCTIONS

In the preceding section, the bi-objective functions are formed by mainly extending the symmetric version of single-objective ones. In this section, we will introduce new functions that mix and match two different single-objective functions, which are expected to have more realistic characteristics. Specifically, in such mix-and-match problems, the first objective is the original form of a single-objective function, and the second objective is the symmetric counterpart of another single-objective function. For example, if we mix-and-match OneMax and LeadingOnes, the bi-objective function becomes *OneMax-TrailingZeroes*.

A. OneMax-TrailingZeroes (OMTZ)

OMTZ combines the OneMax function with the TrailingZeroes function, thus a simultaneous maximisation of the number

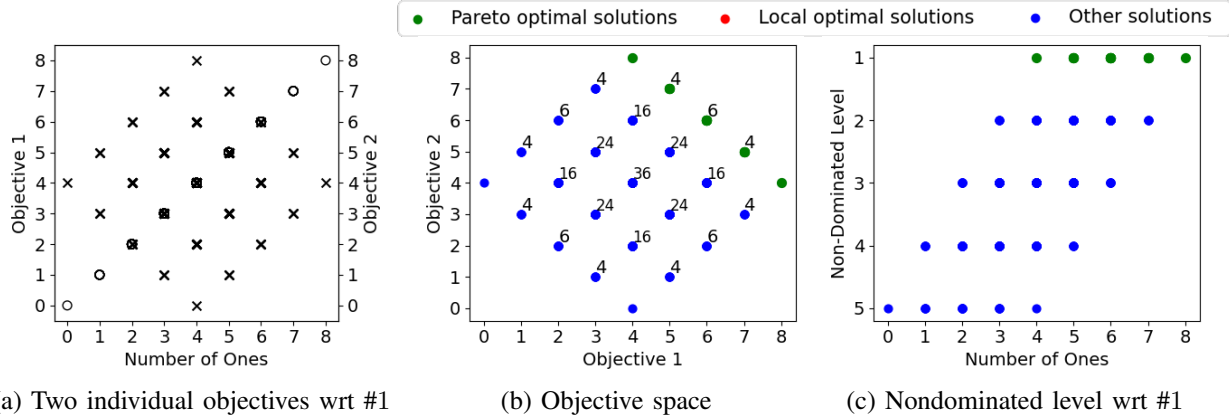


Fig. 4. **CountOnes-CountZeros (COCZ)** ($n = 8$) (a) Two individual objectives (OneMax and CountOnes) of the COCZ problem with respect to the number of ones. (b) Objective space, where the number associated with a solution means how many solutions in the decision space map to that solution. (c) The level of solutions with respect to the number of ones based on the Pareto non-dominated sorting. In (b) and (c), green, red and blue points indicate Pareto optimal solutions, local optimal solutions, and other solutions respectively.

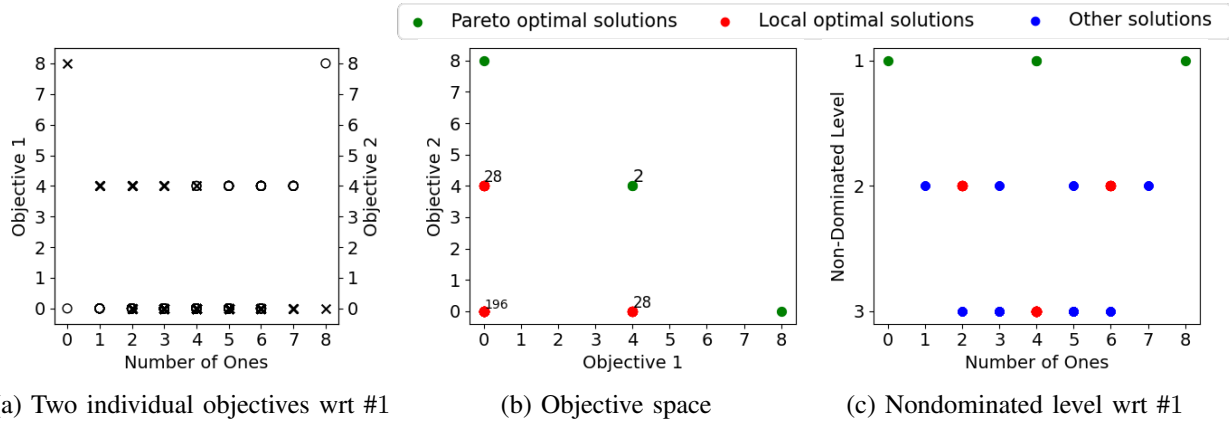


Fig. 5. **OneRoyalRoad-ZeroRoyalRoad (ORZR)** ($n = 8, b = 4$ where b is the number of blocks) (a) Two individual objectives (OneRoyalRoad and ZeroRoyalRoad) of the ORZR problem with respect to the number of ones. (b) Objective space, where the number associated with a solution means how many solutions in the decision space map to that solution. (c) The level of solutions with respect to the number of ones based on the Pareto non-dominated sorting. In (b) and (c), green, red and blue points indicate Pareto optimal solutions, local optimal solutions, and other solutions respectively. In this problem, local optimal solutions (red dots) and other solutions (blue dots) overlap in (b).

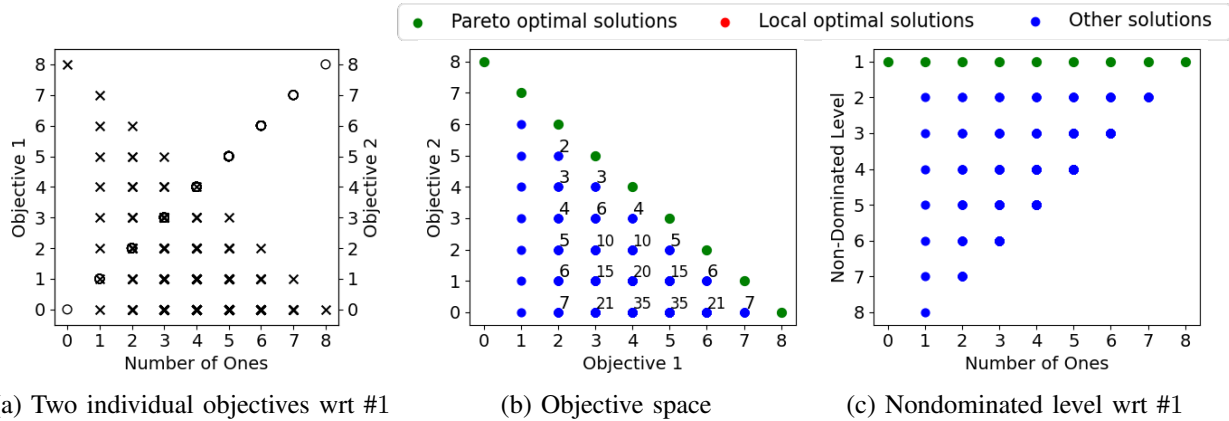


Fig. 6. **OneMax-TrailingZeroes (OMTZ)** ($n = 8$) (a) Two individual objectives (OneMax and TrailingZeroes) of the OMTZ problem with respect to the number of ones. (b) Objective space, where the number associated with a solution means how many solutions in the decision space map to that solution. (c) The level of solutions with respect to the number of ones based on the Pareto non-dominated sorting. In (b) and (c), green, red and blue points indicate Pareto optimal solutions, local optimal solutions, and other solutions respectively.

of ones in the bit-string and the number of consecutive zeroes (from right to left). Formally, OMTZ can be formulated as follows.

Definition V.1. (*OneMax-TrailingZeroes*). Let $x \in \{0, 1\}^n$ be a bit-string of length n . The OMTZ problem is defined as:

$$f_1(x) = \sum_{i=1}^n x_i, \quad \text{and} \quad f_2(x) = \sum_{i=1}^n \prod_{j=i}^n (1 - x_j) \quad (19)$$

As can be seen in Table I, OMTZ shares some characteristics with LeadingOnes-TrailingZeroes (LOTZ), such as a linear Pareto front, no either disjoint optimal solutions or local optima, and a low ratio of Pareto optimal solutions. The primary difference between them is that OMTZ is non-symmetric with respect to its objectives, which is commonly seen in real-world problems.

The OneMax objective in OMTZ is easier to improve on than the TrailingZeroes objective since improving on OneMax involves flipping any bit from zero to one, whereas improving on TrailingZeroes involves flipping a specific one bit to zero. This difference creates an objective imbalance, a common feature in many test suites (e.g., ZDT [61]). Figure 6 illustrates the 8-bit OMTZ. As seen in Figure 6(b), more solutions concentrate in a region with fairly good value on the objective OneMax but poor value on the objective TrailingZeroes.

B. OneMax-ZeroJump (OMZJ)

OMZJ combines the OneMax function with the ZeroJump function, aiming to simultaneously maximise the number of ones in the bit-string while crossing a valley in the search space determined by the number of zeroes. Like OneJump-ZeroJump (OJZJ), the size of this valley is controlled by the *jump parameter* k , with larger values of k making it more difficult to reach the boundary solution for the ZeroJump objective (i.e., (0^n)). Formally, OMZJ can be formulated as follows.

Definition V.2. (*OneMax-ZeroJump*). Let $x \in \{0, 1\}^n$ be a bit-string of length n and let k be a fixed jump parameter with $1 < k < \frac{n}{2}$. The OneMax-ZeroJump problem is defined as:

$$f_1(x) = \sum_{i=1}^n x_i, \quad (20)$$

$$f_2(x) = \begin{cases} k + |x|_0, & \text{if } |x|_0 \leq n - k \text{ or } x = 0^n \\ n - |x|_0, & \text{otherwise} \end{cases}$$

OMZJ shares some characteristics with OJZJ (see Table I), such as having disjoint optimal solutions. However, unlike OJZJ, OMZJ does not exhibit a low ratio of Pareto optimal solutions. The reason for this is that OMZJ has only one valley (where dominated solutions are located) from the ZeroJump objective (in contrast to the two valleys in OJZJ), thus at least half of the solutions are Pareto optimal, regardless of the value of k . Figure 7(b) plots the objective space of the 8-bit OMZJ problem, where it is clear that most of the solutions are Pareto optimal ones.

C. OneMax-ZeroRoyalRoad (OMZR)

OMZR combines the OneMax function with the ZeroRoyalRoad function, and it simultaneously maximises the number of ones in a bit-string and the number of blocks with all zero bits. Formally, OMZR can be formulated as follows.

Definition V.3. (*OneMax-ZeroRoyalRoad*). Let $x \in \{0, 1\}^n$ be a bit-string of length n , partitioned into b disjoint blocks S_1, S_2, \dots, S_b , each of length ℓ (where $n = b \times \ell, b > 1$). The problem is defined as:

$$f_1(x) = \sum_{i=1}^n x_i \quad \text{and} \quad f_2(x) = \sum_{j=1}^b \prod_{i \in S_j} (1 - x_i) \quad (21)$$

Like OneRoyalRoad-ZeroRoyalRoad (ORZR), the block design of the ZeroRoyalRoad objective in the OMZR problem leads to disjoint optimal solutions and a low ratio of Pareto optimal solutions. However, unlike ORZR, OMZR does not exhibit Pareto local optima, as any non-optimal solution can improve on its OneMax objective by flipping a zero to one. Figure 8 illustrates the 8-bit OMZR problem. As can be seen in Figure 8(b), all dominated solutions can move rightward by improving on their OneMax objective (without affecting the ZeroRoyalRoad objective) until reaching a Pareto optimal solution. This may make OMZR easier to be dealt with than the problem consisting of two RoyalRoad functions (i.e., ORZR).

D. LeadingOnes-ZeroJump (LOZJ)

The problems considered so far have the OneMax function as one of their objectives, which generally makes them easier to solve since flipping any bit from zero to one always leads to an improvement on the OneMax objective (regardless of the other objective). In this section, we will start considering the combinations of more complicated functions, which also have more practical characteristics.

The problem LOZJ combines the LeadingOnes function with the ZeroJump function, and it simultaneously maximises the number of consecutive ones (from left to the right), and the number of zeroes in the bit-string with a valley (determined by the parameter k). Formally, LOZJ can be formulated as follows.

Definition V.4. (*LeadingOnes-ZeroJump*). Let $x \in \{0, 1\}^n$ be a bit-string of length n and k be the jump parameter with $1 < k < \frac{n}{2}$. The problem is defined as:

$$f_1(x) = \sum_{i=1}^n \prod_{j=1}^i x_j \quad (22)$$

$$f_2(x) = \begin{cases} k + |x|_0, & \text{if } |x|_0 \leq n - k \text{ or } x = 0^n \\ n - |x|_0, & \text{otherwise} \end{cases}$$

As LOZJ combines LeadingOnes-TrailingZeroes with OneJump-ZeroJump, it inherits their characteristics such as having disjoint optimal solutions and a low ratio of optimal solutions (Table I). However, a distinct characteristic of LOZJ is its Pareto local optimality. This can be seen in Figure 9(c), where there are three different local optimal solutions right

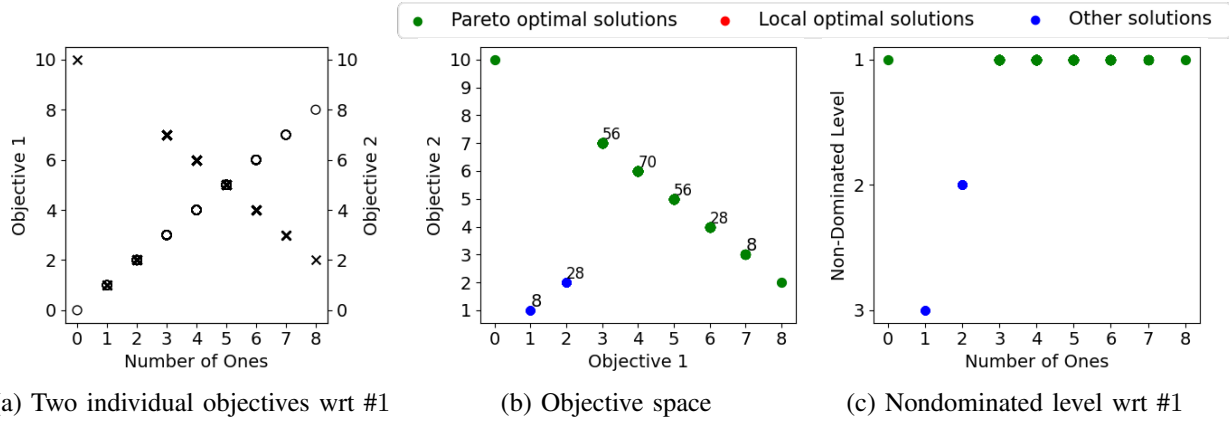


Fig. 7. **OneMax-ZeroJump (OMZJ)** ($n = 8$, jump parameter $k = 2$) (a) Two individual objectives (OneMax and ZeroJump) of the OMZJ problem with respect to the number of ones. (b) Objective space, where the number associated with a solution means how many solutions in the decision space map to that solution. (c) The level of solutions with respect to the number of ones based on the Pareto non-dominated sorting. In (b) and (c), green, red and blue points indicate Pareto optimal solutions, local optimal solutions, and other solutions respectively.

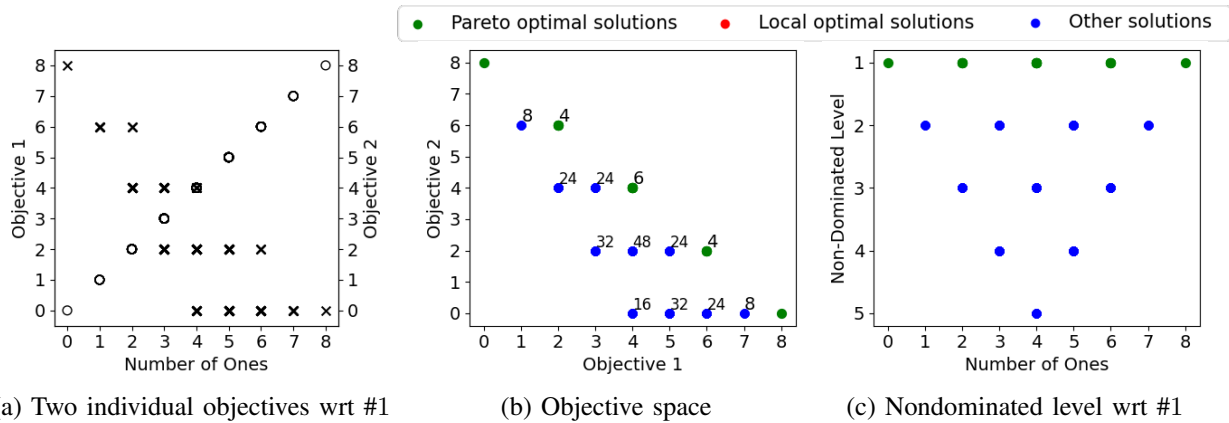


Fig. 8. **OneMax-ZeroRoyalRoad (OMZR)** ($n = 8$, $b = 4$ where b denotes the number of blocks) (a) Two individual objectives (OneMax and ZeroRoyalRoad) of the OMZR problem with respect to the number of ones. (b) Objective space, where the number associated with a solution means how many solutions in the decision space map to that solution. (c) The level of solutions with respect to the number of ones based on the Pareto non-dominated sorting. In (b) and (c), green, red and blue points indicate Pareto optimal solutions, local optimal solutions and other solutions, respectively.

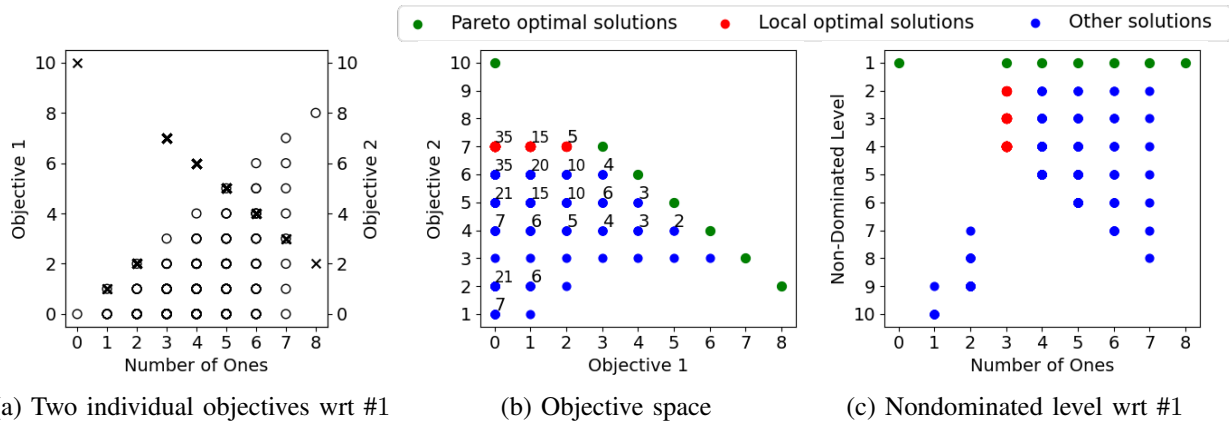


Fig. 9. **LeadingOnes-ZeroJump (LOZJ)** ($n = 8$, $k = 2$ where k is the jump parameter, controlling the size of the valley). (a) Two individual objectives (LeadingOnes and ZeroJump) of the LOZJ problem with respect to the number of ones. (b) Objective space, where the number associated with a solution means how many solutions in the decision space map to that solution. (c) The level of solutions with respect to the number of ones based on the Pareto non-dominated sorting. In (b) and (c), green, red and blue points indicate Pareto optimal solutions, local optimal solutions and other solutions, respectively.

next to the valley (coloured in red). Such solutions are in fact the local optimal solutions with respect to the ZeroJump function. For these local optimal solutions, flipping any bit from one to zero or zero to one will always lead to a decrease on the ZeroJump function, hence not being dominated by any of their neighbours. Take the local optimal solution 10010010 in Figure 9(c) as an example, where the solution is located in non-dominated level 3 with objective values (1, 7). Flipping any of its bits from one to zero will potentially lead to one of the three solutions, 00010010, 10000010 and 10010000. The first solution is in level 9 with objective values (0, 2), and the other two are in level 8 with objective values (1, 2). Likewise, flipping any bit from zero to one will potentially lead to one of the five solutions, 11010010, 10110010, 10011010, 10010110 and 10010011. The first solution (with objective values (2, 6)) is in as the same level (3) as the old one, and the other four are in level 4 with the objective values (1, 6).

It is worth pointing out that the local optimal solutions in LOZJ are formed in a different way from those in OneRoyalRoad-ZeroRoyalRoad (ORZR) (Section IV-E). In ORZR, each local optimal solution has the identical objective values with all of its neighbours, creating a “plateau” in the search space. In contrast, in LOZJ local optimal solutions dominate almost all of its neighbours (except for one nondominated neighbour), resulting in a “peak” in the search space.

Another issue worth mentioning is that the valley in LOZJ poses a big challenge for MOEAs to jump over onto the all-zero optimal solution, even bigger than in OneJump-ZeroJump (OJZJ). To jump to the all-zero solution (i.e., the top-left solution in Figure 9(b)), MOEAs first needs to find the nearest Pareto optimal solution, i.e., the one with objective values (3, 7) in Figure 9(b). However, in LOZJ, this solution corresponds to only one bit-string 11100000, whereas in OJZJ, it corresponds to any bit-string with three one bits and five zero bits (e.g., 56 bit-strings in Figure 3(b)). Such a many-to-one mapping in OJZJ allows the crossover to accelerate the jump by recombining two parents (each with three ones) that differ enough from each other [84]. However, this is not the case in LOZJ. Such hard-to-reach boundary solutions are echoed in practical problems [85], and there are efforts in the MOEA community trying to locate them, e.g., [86].

E. LeadingOnes-ZeroRoyalRoad (LOZR)

LOZR combines the LeadingOnes function with the ZeroRoyalRoad function, simultaneously maximising the number of consecutive ones (from left to right) in a bit-string, and the number of blocks with all zero bits. Formally, LOZR can be formulated as follows.

Definition V.5. (*LeadingOnes-ZeroRoyalRoad*). Let $x \in \{0, 1\}^n$ be a bit-string of length n , partitioned into b disjoint blocks S_1, S_2, \dots, S_b , each of length ℓ (where $n = b \times \ell$, $b > 1$). The problem is defined as:

$$f_1(x) = \sum_{i=1}^n \prod_{j=1}^i x_j, \quad \text{and} \quad f_2(x) = \sum_{j=1}^b \prod_{i \in S_j} (1 - x_i) \quad (23)$$

LOZR shares many characteristics with OneRoyalRoad-ZeroRoyalRoad (ORZR), for example, having disjoint optimal

solutions, a low ratio of optimal solutions, and Pareto local optimality (Table I). However, an interesting difference is that in ORZR, Pareto local optimal solutions only exist when the block length is greater than three ($\ell > 3$), whereas in LOZR they exist with any legitimate block length (i.e., $\ell \geq 2$). The reason for this is as follows.

In ORZR, a Pareto local optimal solution needs to contain at least one block that is neither all ones nor all zeroes, preventing it from being globally optimal. For such a block, flipping a single bit must not turn it into all ones or all zeros, as that would improve at least one objective (while the other stays unchanged). This condition can only be met when the block length $\ell > 3$, i.e., having at least two one bits and at least two zero bits. In contrast, in LOZR a requirement for being a Pareto local optimal solution is that a single-bit flip cannot turn a block into all-zero (but can be all-one as it only considers the ZeroRoyalRoad function). As a result, LOZR does not require a block length greater than three because a block of length two (i.e., 11) is sufficient to prevent itself from being turned into an all-zero block via a single-bit flip.

While the Pareto local optimal solutions in LOZR do not require a minimum block length, they follow a more complicated bit-string structure. First, they need to have at least one all-zero block and also its left side can only be all-one blocks or none. This ensures that extending the consecutive ones from the left to improve the LeadingOnes objective will “break” the all-zero block, thereby reducing the ZeroRoyalRoad objective. Second, none of the rear blocks in the bit-string contains exactly one one-bit, ensuring that no single bit flip can turn the block into an all-zero block and immediately improve the ZeroRoyalRoad objective (while keeping the LeadingOnes objective unchanged). Take the 8-bit solution 11001100 (with objective values (2, 4)) in Figure 10(b) as an example. First, the solution has an all-one block in the left of the bit-string, followed by an all-zero block. Second, none of the two remaining blocks contains exactly one one-bit (i.e., 01 or 10). This makes it a Pareto local optimal solution. Flipping any of its first two bits (11) reduces the LeadingOnes objective. Flipping the third bit (0) increases the LeadingOnes objective but decreases the ZeroRoyalRoad objective, as it “breaks” the all-zero block by turning 11001100 into 11101100. Flipping any of the rest of the bits does not affect the LeadingOnes objective, and also does not increase the ZeroRoyalRoad objective (as there is no exactly one one-bit in any block).

Lastly, it is worth mentioning that the Pareto optimal solutions in LOZR may pose a smaller challenge for MOEAs than those in ORZR. First, LOZR has fewer Pareto local optimal solutions because of its stricter requirements, which may reduce the likelihood of MOEAs getting stuck in local optima. Second, unlike ORZR where all neighbours of a Pareto local optimal solution have the same objective values as itself (thus forming a plateau), Pareto local optimal solutions in LOZR often have at least one distinct non-dominated neighbour; for example the neighbour 11101100 to the solution 11001100 in Figure 10(b), where the former’s objective values are (3, 2) and the latter’s are (2, 4). Consequently, MOEAs who consider the diversity of solutions in the objective space (like NSGA-II) are likely to preserve both nondominated solutions in LOZR,

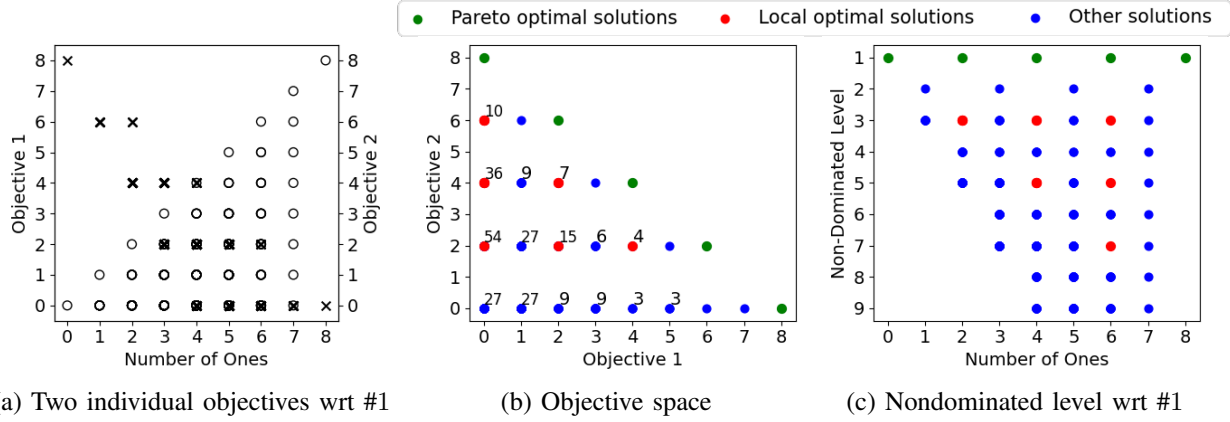


Fig. 10. **LeadingOnes-ZeroRoyalRoad (LOZR)** ($n = 8$, $b = 4$ where b denotes the number of blocks) (a) Two individual objectives (LeadingOnes and ZeroRoyalRoad) of the LOZR problem with respect to the number of ones. (b) Objective space, where the number associated with a solution means how many solutions in the decision space map to that solution. (c) The level of solutions with respect to the number of ones based on the Pareto non-dominated sorting. In (b) and (c), green, red and blue points indicate Pareto optimal solutions, local optimal solutions, and other solutions respectively. In this problem, the local optimal solutions (red dot) overlap with other solutions (blue dots) in the (b).

whereas in ORZR, they may only preserve one of them as they are duplicate in the objective space.

F. OneJump-ZeroRoyalRoad (OJZR)

OJZR combines the OneJump function with the ZeroRoyalRoad function, simultaneously maximising the number of ones with a valley (determined by the parameter k), and the number of blocks with all zero bits. Formally, the OJZR problem can be formulated as follows.

Definition V.6. (*OneJump-ZeroRoyalRoad*). Let $x \in \{0, 1\}^n$ be a bit-string of length n , partitioned into b disjoint blocks S_1, S_2, \dots, S_b , each of length ℓ (where $n = b \times \ell, b > 1$). Let $k \in \mathbb{Z}^+$ be the jump parameter with $1 < k < \lfloor \frac{n}{2} \rfloor$. The problem is defined as:

$$f_1(x) = \begin{cases} k + |x|_1, & \text{if } |x|_1 \leq n - k \text{ or } x = 1^n \\ n - |x|_1, & \text{otherwise} \end{cases} \quad (24)$$

$$f_2(x) = \sum_{j=1}^b \prod_{i \in S_j} (1 - x_i)$$

OJZR exhibits all the characteristics listed in Table I, such as the Pareto local optimality and a low ratio of Pareto optimal solutions. Notably, it is the only problem that has a non-linear Pareto front (having a concave region). Taking the 12-bit OJZR problem ($k = 4, b = 4$) in Figure 11 as an example, the problem has a concave region near the solution with objective values $(11, 3)$ (Figure 11(b)). The reason for this occurrence is as follows.

The objective space of OJZR is similar to that of OneMax-ZeroRoyalRoad (OMZR) (Figure 8(b)), due to the similarity between the OneJump and OneMax functions. However, the OneJump objective shifts the positions of some solutions in the objective space (thus forming a valley), which may turn a dominated solution (in OMZR) into a new Pareto optimal solution, thereby changing the shape of the Pareto front. Figure 12(a) illustrates this effect in the objective space of a 12-bit OJZR problem, where the grey and green crosses

(columns 12, 13, 14, 15 with respect to the first objective) represent the solutions that are shifted to the left and leave a gap in the objective space (as seen in Figure 11(b)). Since the Pareto optimal solution $(13, 3)$ (in OMZR) is shifted to $(3, 3)$, the solution $(11, 3)$ becomes a new Pareto optimal solution. This leads to a concave region below the original straight-line Pareto front (the green line in Figure 12(a)). It is worth mentioning that this concave Pareto optimal solution $(11, 3)$ has much more preimages from the decision space (144) than the other Pareto optimal solutions (see Figure 11(b)). However, the ratio of the Pareto optimal solutions remains low, see Prop. A.3 in the Appendix.

However, such a shift does not always create a new Pareto optimal solution, depending on the interplay between the parameters n, k, ℓ (where ℓ is the block length). When $(n - k - 1) \bmod \ell = 0$, the concave region no longer appears. As can be seen in Figure 12(b), the solution next to the valley $(11, 3)$ cannot become a new Pareto optimal solution since it is dominated by another Pareto optimal solution $(11, 6)$. As such, the shape of the Pareto front remains a straight line, though there is a gap between the bottom-right Pareto optimal solution and the others optimal ones.

VI. DISCUSSION AND LIMITATIONS

This work focuses on pseudo Boolean problems. However, there are other types of optimisation problems, such as permutation and integer problems. Despite the extensive research on pseudo Boolean problems in the area, theoreticians also investigate many other multi-objective problems, such as minimum spanning tree [87], [88], [89], vertex cover problem [90], and integer-based optimisation [91], [92].

In this study, we also limit our scope on bi-objective problems. However, many practical problems have three or more objectives. Adding more objectives may rapidly increase the complexity of optimisation problems [93], and MOEAs may behave very differently [94], [95], [96], [97]. Studies in the theory area mainly consider many-objectives problems

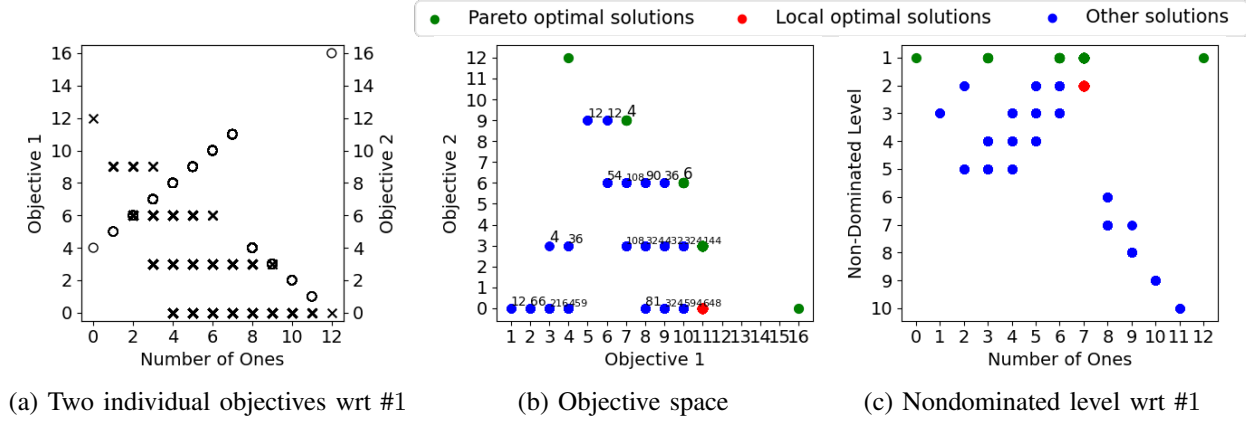


Fig. 11. **OneJump-ZeroRoyalRoad (OJZR)** ($n = 12, k = 4, b = 4$ where k is the jump parameter and b is the number of blocks). (a) Two individual objectives of OJZR with respect to the number of ones. (b) Objective space: Green, red and green dots indicate Pareto-optimal solutions, non-global Pareto local optima, and other solutions respectively. (c) The non-dominated level of solutions with respect to the number of ones. In (b) and (c), green, red and blue points indicate Pareto optimal solutions, local optimal solutions, and other solutions respectively. In this problem, the local optimal solution (red dot) overlaps with other solutions (blue dots) in (b). Note that the Pareto front in (b) is not linear — the Pareto optimal solution (11, 3) forms a concave region.

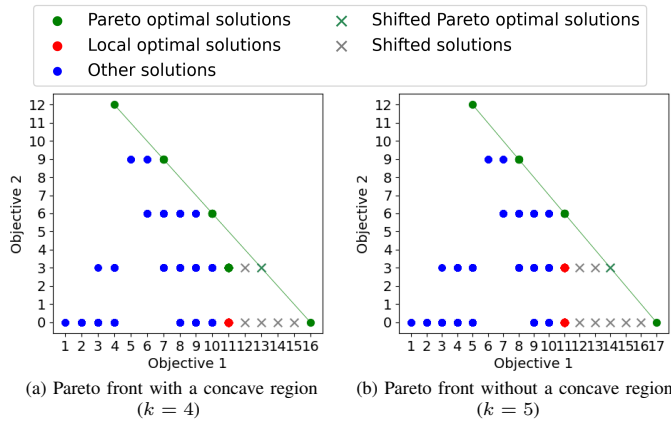


Fig. 12. **The objective space of two OneJump-ZeroRoyalRoad (OJZR) problem instances** ($n = 12, b = 4, k = 4$ or $k = 5$): one having a concave Pareto front and the other having a linear Pareto front, where b is the number of blocks and k is the jump parameter. (a) The OJZR instance with $k = 4$ (b) The OJZR instance with $k = 5$. In both cases, according to the OneJump function, several solutions (the crosses) are essentially shifted to the left. When $k = 4$, the solution (11, 3) becomes a Pareto optimal solution, creating a concave region in the Pareto front. In contrast, when $k = 5$ the solution (11, 3) is still a dominated solution since it is dominated by another Pareto optimal solution (11, 6).

through extending existing bi-objective problems by the bit-string partitioning. They typically partition a bit-string into multiple sections, with each section corresponding to one objective, such as in [11], [20], [16], [13], [98], [99], [100]. One feature of such problems is that the number of objectives to be optimised needs to be even. With the mix-and-match approach in this paper, one may naturally consider objectives with more than two objectives, for example, an interesting (but maybe hard) problem can be constructed by considering the three individual functions LeadingOnes, ZeroJump and ZeroRoyalRoad.

A notable feature of all the problems considered in this paper is common presence of many-to-one mappings between the decision space and objective space, i.e., multiple bit-strings having identical objective values. This is due to the use of

counting-based (e.g., OneMax, Jump) and block-based (e.g., RoyalRoad) functions. However, there exist many practical problems that only has one-to-one mappings between the two spaces, in particular many continuous problems like the ZDT [61] and DTLZ [57] suites. The feature of many-to-one mapping may disadvantage MOEAs that only consider the diversity of solutions in objective space, which unfortunately all mainstream MOEAs do. As presented recently, for such problems, considering the diversity of solutions in decision space can substantially speed up the search [55].

Some problems constructed in this paper have local optimal solutions. This are in line with practical scenarios that many multi-objective combinatorial problems have local optimal solutions [56]. In general, there are two types of Pareto local optimal solutions, plateau-type and non-plateau-type. The former refers to solutions that have at least one identical neighbouring solution. In our problems, such plateau local optimal solutions, introduced by the RoyalRoad function, scatter dispersedly in the search space (e.g., in LeadingOnes-ZeroRoyalRoad). This is aligned with some practical optimisation scenarios like timetabling [101]. In contrast, the non-plateau local optimal solutions, primarily caused by the Jump function, concentrate in specific regions of the search space, as seen in the problems LeadingOnes-ZeroJump and OneJump-ZeroRoyalRoad. However, in some practical problems, the non-plateau local optimal solutions can be more dispersed such as in multi-objective NK-Landscape [102], [103], making MOEAs being trapped at different regions [104].

VII. CONCLUSION

In this paper, we conducted a survey of pseudo Boolean problems used in runtime analysis for evolutionary multi-objective optimisation. Based on characteristics that real-world optimisation problems have, we discussed commonly used problems in the area, including their limitations and implications to practical use.

We also presented several new pseudo Boolean problems by mix-and-matching different single-objective functions, and

shown that they have more characteristics commonly seen in real-world problems (see Table I). This includes hard-to-reach boundary solutions (LeadingOnes-ZeroJump), plateau-type local optima (OneJump-ZeroRoyalRoad), and a non-linear Pareto front (OneJump-ZeroRoyalRoad). We hope these functions can help strengthen the connection between theoretic and practical research in the area of evolutionary multi-objective optimisation.

ACKNOWLEDGMENT

The authors would like to acknowledge the discussions with Prof Chao Qian, Dr Chao Bian, Mr Shengjie Ren, Dr Duc-Cuong Dang, and Prof Per Kristian Lehre that motivated this work.

REFERENCES

- [1] W. Zheng and B. Doerr, "Theoretical analyses of multiobjective evolutionary algorithms on multimodal objectives," *Evolutionary Computation*, vol. 31, no. 4, pp. 337–373, Dec. 2023.
- [2] J. Knowles and W. Zheng, "Evolutionary multiobjective optimization (EMO)," in *Proceedings of the Genetic and Evolutionary Computation Conference Companion*. Association for Computing Machinery, 2024, pp. 1432–1459.
- [3] W. Zheng, Y. Liu, and B. Doerr, "A first mathematical runtime analysis of the non-dominated sorting genetic algorithm II (NSGA-II)," *Proceedings of the AAAI Conference on Artificial Intelligence*, vol. 36, no. 9, pp. 10408–10416, Jun. 2022.
- [4] C. Bian and C. Qian, "Better running time of the non-dominated sorting genetic algorithm II (NSGA-II) by using stochastic tournament selection," in *Parallel Problem Solving from Nature – PPSN XVII*, G. Rudolph, A. V. Kononova, H. Aguirre, P. Kerschke, G. Ochoa, and T. Tušar, Eds. Cham: Springer International Publishing, 2022, pp. 428–441.
- [5] B. Doerr and Z. Qu, "A first runtime analysis of the NSGA-II on a multimodal problem," *IEEE Transactions on Evolutionary Computation*, vol. 27, no. 5, pp. 1288–1297, Oct. 2023.
- [6] S. Ren, C. Bian, M. Li, and C. Qian, "A first running time analysis of the strength pareto evolutionary algorithm 2 (spea2)," in *International Conference on Parallel Problem Solving from Nature*. Springer, 2024, pp. 295–312.
- [7] C. Bian, Y. Zhou, M. Li, and C. Qian, "Stochastic population update can provably be helpful in multi-objective evolutionary algorithms," in *the 32nd International Joint Conference on Artificial Intelligence*, 2023, pp. 5513–5521.
- [8] W. Zheng, M. Li, R. Deng, and B. Doerr, "How to use the metropolis algorithm for multi-objective optimization?" *Proceedings of the AAAI Conference on Artificial Intelligence*, vol. 38, no. 18, pp. 20883–20891, Mar. 2024.
- [9] R. Deng, W. Zheng, M. Li, J. Liu, and B. Doerr, "Runtime analysis for state-of-the-art multi-objective evolutionary algorithms on the subset selection problem," in *Parallel Problem Solving from Nature – PPSN XVIII: 18th International Conference, PPSN 2024, Hagenberg, Austria, September 14–18, 2024, Proceedings, Part III*. Berlin, Heidelberg: Springer-Verlag, 2024, pp. 264–279.
- [10] Z. Huang, Y. Zhou, Z. Chen, and X. He, "Running time analysis of MOEA/D with crossover on discrete optimization problem," *Proceedings of the AAAI Conference on Artificial Intelligence*, vol. 33, no. 01, pp. 2296–2303, Jul. 2019.
- [11] Z. Huang, Y. Zhou, C. Luo, and Q. Lin, "A runtime analysis of typical decomposition approaches in MOEA/D framework for many-objective optimization problems," in *Proceedings of the Thirtieth International Joint Conference on Artificial Intelligence*. Montreal, Canada: International Joint Conferences on Artificial Intelligence Organization, Aug. 2021, pp. 1682–1688.
- [12] B. Doerr, M. S. Krejca, and N. Weeks, "Proven runtime guarantees for how the MOEA/D: computes the Pareto front from the subproblem solutions," in *Parallel Problem Solving from Nature – PPSN XVIII*, M. Affenzeller, S. M. Winkler, A. V. Kononova, H. Trautmann, T. Tušar, P. Machado, and T. Bäck, Eds. Cham: Springer Nature Switzerland, 2024, pp. 197–212.
- [13] S. Wietheger and B. Doerr, "A mathematical runtime analysis of the non-dominated sorting genetic algorithm III (NSGA-III)," in *Proceedings of the Genetic and Evolutionary Computation Conference Companion*, ser. GECCO '24 Companion. New York, NY, USA: Association for Computing Machinery, 2024, pp. 63–64.
- [14] M. Laumanns, L. Thiele, and E. Zitzler, "Running time analysis of evolutionary algorithms on a simplified multiobjective knapsack problem," *Natural Computing*, vol. 3, no. 1, pp. 37–51, Mar. 2004.
- [15] O. Giel and P. K. Lehre, "On the effect of populations in evolutionary multi-objective optimization," in *Proceedings of the 8th annual conference on Genetic and evolutionary computation*, ser. GECCO '06. New York, NY, USA: Association for Computing Machinery, 2006, pp. 651–658.
- [16] S. Wietheger and B. Doerr, "Near-tight runtime guarantees for many-objective evolutionary algorithms," in *Parallel Problem Solving from Nature – PPSN XVIII*, M. Affenzeller, S. M. Winkler, A. V. Kononova, H. Trautmann, T. Tušar, P. Machado, and T. Bäck, Eds. Cham: Springer Nature Switzerland, 2024, pp. 153–168.
- [17] O. Giel, "Expected runtimes of a simple multi-objective evolutionary algorithm," in *The 2003 Congress on Evolutionary Computation, 2003. CEC '03.*, vol. 3, Dec. 2003, pp. 1918–1925 Vol.3.
- [18] C. Bian, C. Qian, and K. Tang, "A general approach to running time analysis of multi-objective evolutionary algorithms," in *IJCAI*, 2018, pp. 1405–1411.
- [19] D.-C. Dang, A. Opris, and D. Sudholt, "Crossover can guarantee exponential speed-ups in evolutionary multi-objective optimisation," *Artificial Intelligence*, vol. 330, p. 104098, May 2024.
- [20] W. Zheng and B. Doerr, "Runtime analysis for the NSGA-II: Proving, quantifying, and explaining the inefficiency for many objectives," *IEEE Transactions on Evolutionary Computation*, pp. 1–1, 2024.
- [21] P. K. Lehre and X. Qin, "Self-adaptation via multi-objectivisation: a theoretical study," in *Proceedings of the Genetic and Evolutionary Computation Conference*, ser. GECCO '22. New York, NY, USA: Association for Computing Machinery, 2022, pp. 1417–1425.
- [22] C. Bian, S. Ren, M. Li, and C. Qian, "An archive can bring provable speed-ups in multi-objective evolutionary algorithms," in *Proceedings of the 33rd International Joint Conference on Artificial Intelligence (IJCAI)*, 2024, pp. 6905–6913.
- [23] P. K. Lehre, "Negative drift in populations," in *Proceedings of the 11th international conference on Parallel problem solving from nature: Part I*, ser. PPSN'10. Berlin, Heidelberg: Springer-Verlag, Sep. 2010, pp. 244–253.
- [24] C. Bian, Y. Zhou, M. Li, and C. Qian, "Stochastic population update can provably be helpful in multi-objective evolutionary algorithms," *Artificial Intelligence*, p. 104308, 2025.
- [25] S. Ren, Z. Liang, M. Li, and C. Qian, "Stochastic population update provably needs an archive in evolutionary multi-objective optimization," *arXiv preprint arXiv:2501.16735*, 2025.
- [26] M. Laumanns, L. Thiele, E. Zitzler, E. Welzl, and K. Deb, "Running time analysis of multi-objective evolutionary algorithms on a simple discrete optimization problem," in *Parallel Problem Solving from Nature – PPSN VII*, J. J. M. Guervós, P. Adamidis, H.-G. Beyer, H.-P. Schwefel, and J.-L. Fernández-Villacañas, Eds. Berlin, Heidelberg: Springer, 2002, pp. 44–53.
- [27] B. Doerr and W. Zheng, "Theoretical analyses of multi-objective evolutionary algorithms on multi-modal objectives," *Proceedings of the AAAI Conference on Artificial Intelligence*, vol. 35, no. 14, pp. 12293–12301, May 2021.
- [28] Q. Zhang and H. Li, "MOEA/D: A multiobjective evolutionary algorithm based on decomposition," *IEEE Transactions on Evolutionary Computation*, vol. 11, no. 6, pp. 712–731, 2007.
- [29] M. Li, S. Yang, and X. Liu, "Pareto or non-Pareto: Bi-criterion evolution in multiobjective optimization," *IEEE Transactions on Evolutionary Computation*, vol. 20, no. 5, pp. 645–665, 2016.
- [30] H. Ishibuchi, Y. Setoguchi, H. Masuda, and Y. Nojima, "Performance of decomposition-based many-objective algorithms strongly depends on Pareto front shapes," *IEEE Transactions on Evolutionary Computation*, vol. 21, no. 2, pp. 169–190, 2017.
- [31] H. Mühlenbein, "How genetic algorithms really work: Mutation and hillclimbing," in *Parallel Problem Solving from Nature 2, PPSN-II, Brussels, Belgium, September 28-30, 1992*, R. Männer and B. Mandrick, Eds. Elsevier, 1992, pp. 15–26.
- [32] S. Droste, T. Jansen, and I. Wegener, "On the analysis of the (1+1) evolutionary algorithm," *Theoretical Computer Science*, vol. 276, no. 1, pp. 51–81, Apr. 2002.

- [33] T. Jansen and I. Wegener, “On the analysis of evolutionary algorithms — A proof that crossover really can help,” in *Algorithms - ESA' 99*, J. Nešetřil, Ed. Springer, 1999, pp. 184–193.
- [34] M. Mitchell, “The royal road for genetic algorithms: Fitness landscapes and GA performance,” *Proceedings of the first european conference on artificial life*, Dec. 1992.
- [35] C. Qian, Y. Yu, and Z.-H. Zhou, “An analysis on recombination in multi-objective evolutionary optimization,” *Artificial Intelligence*, vol. 204, pp. 99–119, Nov. 2013.
- [36] C. Qian, K. Tang, and Z.-H. Zhou, “Selection hyper-heuristics can provably be helpful in evolutionary multi-objective optimization,” in *Parallel Problem Solving from Nature – PPSN XIV*, J. Handl, E. Hart, P. R. Lewis, M. López-Ibáñez, G. Ochoa, and B. Paechter, Eds. Cham: Springer International Publishing, 2016, pp. 835–846.
- [37] T. Friedrich, C. Horoba, and F. Neumann, “Illustration of fairness in evolutionary multi-objective optimization,” *Theoretical Computer Science*, vol. 412, no. 17, pp. 1546–1556, Apr. 2011.
- [38] Y.-L. Li, Y.-R. Zhou, Z.-H. Zhan, and J. Zhang, “A Primary theoretical study on decomposition-based multiobjective evolutionary algorithms,” *IEEE Transactions on Evolutionary Computation*, vol. 20, no. 4, pp. 563–576, Aug. 2016.
- [39] P. S. Oliveto and X. Yao, “Runtime analysis of evolutionary algorithms for discrete optimization,” in *Theory of Randomized Search Heuristics*, ser. Series on Theoretical Computer Science. WORLD SCIENTIFIC, Feb. 2011, vol. Volume 1, no. Volume 1, pp. 21–52.
- [40] T. Jansen and I. Wegener, “Real royal road functions—where crossover provably is essential,” *Discrete Applied Mathematics*, vol. 149, no. 1, pp. 111–125, Aug. 2005.
- [41] C. Bian, Y. Zhou, M. Li, and C. Qian, “Stochastic population update can provably be helpful in multi-objective evolutionary algorithms,” *Artificial Intelligence*, vol. 341, p. 104308, Apr. 2025.
- [42] A. Opris, “A Many Objective Problem Where Crossover is Provably Indispensable,” Dec. 2024, arXiv preprint.
- [43] D. A. Van Veldhuizen, “Multiobjective evolutionary algorithms: Classifications, analyses, and new innovations,” Ph.D. dissertation, Department of Electrical and Computer Engineering, Graduate School of Engineering, Air Force Institute of Technology, Wright-Patterson AFB, Ohio, 1999.
- [44] D. Antipov, A. Neumann, and F. Neumann, “Rigorous runtime analysis of diversity optimization with gSEMO on oneMinMax,” in *Proceedings of the 17th ACM/SIGEVO Conference on Foundations of Genetic Algorithms*, ser. FOGA '23. New York, NY, USA: Association for Computing Machinery, 2023, pp. 3–14.
- [45] A. Neumann, W. Gao, C. Doerr, F. Neumann, and M. Wagner, “Discrepancy-based evolutionary diversity optimization,” in *Proceedings of the Genetic and Evolutionary Computation Conference*, ser. GECCO '18. Association for Computing Machinery, 2018, pp. 991–998.
- [46] H. Ishibuchi, K. Doi, and Y. Nojima, “On the effect of normalization in moea/d for multi-objective and many-objective optimization,” *Complex & Intelligent Systems*, vol. 3, no. 4, pp. 279–294, 2017.
- [47] L. He, Y. Nan, H. Ishibuchi, and D. Srinivasan, “Effects of objective space normalization in multi-objective evolutionary algorithms on real-world problems,” in *Proceedings of the Genetic and Evolutionary Computation Conference*, 2023, pp. 670–678.
- [48] K. Deb, A. Pratap, S. Agarwal, and T. Meyarivan, “A fast and elitist multiobjective genetic algorithm: Nsga-ii,” *IEEE Transactions on Evolutionary Computation*, vol. 6, no. 2, pp. 182–197, 2002.
- [49] M. Li, “Is our archiving reliable? multiobjective archiving methods on “simple” artificial input sequences,” *ACM Transactions on Evolutionary Learning and Optimization*, vol. 1, no. 3, pp. 1–19, 2021.
- [50] M. Ehrgott and K. Klamroth, “Connectedness of efficient solutions in multiple criteria combinatorial optimization,” *European Journal of Operational Research*, vol. 97, no. 1, pp. 159–166, 1997.
- [51] J. Gorski, K. Klamroth, and S. Ruzika, “Connectedness of efficient solutions in multiple objective combinatorial optimization,” *Journal of Optimization Theory and Applications*, vol. 150, no. 3, pp. 475–497, 2011.
- [52] G. Ochoa, A. Liefooghe, and S. Verel, “Funnels in multi-objective fitness landscapes,” in *International Conference on Parallel Problem Solving from Nature*. Springer, 2024, pp. 343–359.
- [53] O. M. Shir, M. Preuss, B. Naujoks, and M. Emmerich, “Enhancing decision space diversity in evolutionary multiobjective algorithms,” in *Evolutionary Multi-Criterion Optimization: 5th International Conference, EMO 2009, Nantes, France, April 7-10, 2009. Proceedings 5*. Springer, 2009, pp. 95–109.
- [54] O. Cuate and O. Schütze, “Variation rate to maintain diversity in decision space within multi-objective evolutionary algorithms,” *Mathematical and Computational Applications*, vol. 24, no. 3, p. 82, 2019.
- [55] S. Ren, Z. Qiu, C. Bian, M. Li, and C. Qian, “Maintaining diversity provably helps in evolutionary multimodal optimization,” in *Proceedings of the 33rd International Joint Conference on Artificial Intelligence (IJCAI)*, 2024, pp. 7012–7020.
- [56] L. Paquete, T. Schiavinotto, and T. Stützle, “On local optima in multi-objective combinatorial optimization problems,” *Annals of Operations Research*, vol. 156, no. 1, pp. 83–97, Dec. 2007.
- [57] K. Deb, L. Thiele, M. Laumanns, and E. Zitzler, “Scalable test problems for evolutionary multiobjective optimization,” in *Evolutionary Multiobjective Optimization. Theoretical Advances and Applications*, A. Abraham, L. Jain, and R. Goldberg, Eds. Berlin, Germany: Springer, 2005, pp. 105–145.
- [58] M. Li, S. Yang, X. Liu, and R. Shen, “A comparative study on evolutionary algorithms for many-objective optimization,” in *Proceedings of the 7th International Conference on Evolutionary Multi-Criterion Optimization (EMO)*, 2013, pp. 261–275.
- [59] S. Droste, T. Jansen, and I. Wegener, “A rigorous complexity analysis of the (1 + 1) evolutionary algorithm for separable functions with Boolean inputs,” *Evolutionary Computation*, vol. 6, no. 2, pp. 185–196, Jun. 1998.
- [60] D. Brockhoff, A. Auger, N. Hansen, and T. Tušar, “Using well-understood single-objective functions in multiobjective black-box optimization test suites,” *Evolutionary Computation*, vol. 30, no. 2, p. 165, Jun. 2022.
- [61] E. Zitzler, K. Deb, and L. Thiele, “Comparison of multiobjective evolutionary algorithms: Empirical results,” *Evolutionary Computation*, vol. 8, no. 2, pp. 173–195, Jun. 2000.
- [62] A. Q. Nguyen, A. M. Sutton, and F. Neumann, “Population size matters: Rigorous runtime results for maximizing the hypervolume indicator,” *Theoretical Computer Science*, vol. 561, pp. 24–36, Jan. 2015.
- [63] B. Doerr, W. Gao, and F. Neumann, “Runtime analysis of evolutionary diversity maximization for OneMinMax,” in *Proceedings of the Genetic and Evolutionary Computation Conference 2016*, ser. GECCO '16. New York, NY, USA: Association for Computing Machinery, 2016, pp. 557–564.
- [64] W. Zheng and B. Doerr, “Better approximation guarantees for the NSGA-II by using the current crowding distance,” in *Proceedings of the Genetic and Evolutionary Computation Conference*, ser. GECCO '22. New York, NY, USA: Association for Computing Machinery, 2022, pp. 611–619.
- [65] —, “Mathematical runtime analysis for the non-dominated sorting genetic algorithm II (NSGA-II),” *Artificial Intelligence*, vol. 325, p. 104016, Dec. 2023.
- [66] B. Doerr and Z. Qu, “From understanding the population dynamics of the NSGA-II to the first proven lower bounds,” *Proceedings of the AAAI Conference on Artificial Intelligence*, vol. 37, no. 10, pp. 12408–12416, Jun. 2023.
- [67] W. Zheng and B. Doerr, “Runtime analysis of the SMS-EMOA for many-Objective Optimization,” Jun. 2024, arXiv preprint.
- [68] D. Brockhoff, T. Friedrich, and F. Neumann, “Analyzing hypervolume indicator based algorithms,” in *Parallel Problem Solving from Nature – PPSN X*, G. Rudolph, T. Jansen, N. Beume, S. Lucas, and C. Poloni, Eds. Berlin, Heidelberg: Springer, 2008, pp. 651–660.
- [69] D.-C. Dang, A. Opris, B. Salehi, and D. Sudholt, “Analysing the robustness of NSGA-II under noise,” *Proceedings of the Genetic and Evolutionary Computation Conference*, pp. 642–651, Jul. 2023.
- [70] C. Doerr and M. S. Krejca, “Run time analysis for random local search on generalized majority functions,” *Trans. Evol. Comp.*, vol. 27, no. 5, pp. 1385–1397, 2023.
- [71] M. Ehrgott, *Multicriteria optimization*. Springer Science & Business Media, 2006.
- [72] P. Hansen, “Bicriterion path problems,” in *Multiple Criteria Decision Making Theory and Application*, G. Fandel and T. Gal, Eds. Springer, 1980, pp. 109–127.
- [73] H. W. Hamacher and G. Ruhe, “On spanning tree problems with multiple objectives,” *Annals of Operations Research*, vol. 52, no. 4, pp. 209–230, Dec. 1994.
- [74] G. Ruhe, “Complexity results for multicriterial and parametric network flows using a pathological graph of Zadeh,” *Zeitschrift für Operations Research*, vol. 32, no. 1, Jan. 1988.
- [75] A. Auger, J. Bader, D. Brockhoff, and E. Zitzler, “Theory of the hypervolume indicator: Optimal μ -distributions and the choice of the reference point,” in *Proceedings of the 10th ACM SIGEVO workshop*

- on *Foundations of Genetic Algorithms (FOGA)*, acm ed., 2009, pp. 87–102.
- [76] N. Beume, B. Naujoks, and M. Emmerich, “SMS-EMOA: Multiobjective selection based on dominated hypervolume,” *European Journal of Operational Research*, vol. 181, no. 3, pp. 1653–1669, 2007.
- [77] M. Li, X. Han, X. Chu, and Z. Liang, “Empirical comparison between MOEAs and local search on multi-objective combinatorial optimisation problems,” in *Proceedings of the Genetic and Evolutionary Computation Conference*, 2024, pp. 547–556.
- [78] H. Ishibuchi, Y. Nan, and L. M. Pang, “Performance evaluation of multi-objective evolutionary algorithms using artificial and real-world problems,” in *International Conference on Evolutionary Multi-Criterion Optimization*. Springer, 2023, pp. 333–347.
- [79] D. E. Goldberg, *Genetic Algorithms in Search, Optimization and Machine Learning*, 1st ed. USA: Addison-Wesley Longman Publishing Co., Inc., 1989.
- [80] —, “Genetic algorithms in search, optimization and machine learning,” 1989.
- [81] Z. Liang, Z. Cui, and M. Li, “Pareto landscape: Visualising the landscape of multi-objective optimisation problems,” in *International Conference on Parallel Problem Solving from Nature*. Springer, 2024, pp. 299–315.
- [82] E. van Nimwegen, J. P. Crutchfield, and M. Mitchell, “Statistical Dynamics of the Royal Road Genetic Algorithm,” *Theoretical Computer Science*, vol. 229, no. 1, pp. 41–102, 1999.
- [83] S. Verel, G. Ochoa, and M. Tomassini, “Local optima networks of NK landscapes with neutrality,” *IEEE Transactions on Evolutionary Computation*, vol. 15, no. 6, pp. 783–797, 2011.
- [84] B. Doerr and Z. Qu, “Runtime analysis for the NSGA-II: Provable speed-ups from crossover,” *Proceedings of the AAAI Conference on Artificial Intelligence*, vol. 37, no. 10, pp. 12 399–12 407, Jun. 2023.
- [85] Z. Wang, Y.-S. Ong, J. Sun, A. Gupta, and Q. Zhang, “A generator for multiobjective test problems with difficult-to-approximate pareto front boundaries,” *IEEE Transactions on Evolutionary Computation*, vol. 23, no. 4, pp. 556–571, 2018.
- [86] X. Chu, X. Han, M. Zhang, and M. Li, “Improving decomposition-based moeas for combinatorial optimisation by intensifying corner weights,” *Swarm and Evolutionary Computation*, vol. 91, p. 101722, 2024.
- [87] F. Neumann, “Expected runtimes of a simple evolutionary algorithm for the multi-objective minimum spanning tree problem,” *European Journal of Operational Research*, vol. 181, no. 3, pp. 1620–1629, Sep. 2007.
- [88] A. V. Do, A. Neumann, F. Neumann, and A. Sutton, “Rigorous runtime analysis of moea/d for solving multi-objective minimum weight base problems,” *Advances in Neural Information Processing Systems*, vol. 36, pp. 36 434–36 448, 2023.
- [89] F. Neumann and C. Witt, “Runtime analysis of single- and multi-objective evolutionary algorithms for chance constrained optimization problems with normally distributed random variables,” Aug. 2024, arXiv preprint.
- [90] S. Kratsch and F. Neumann, “Fixed-parameter evolutionary algorithms and the vertex cover problem,” *Algorithmica*, vol. 65, no. 4, pp. 754–771, Apr. 2013.
- [91] G. Rudolph, “Runtime analysis of (1+1)-EA on a biobjective test function in unbounded integer search space,” in *2023 IEEE Symposium Series on Computational Intelligence (SSCI)*, Dec. 2023, pp. 1380–1385.
- [92] B. Doerr, M. S. Krejca, and G. Rudolph, “Runtime analysis for multi-objective evolutionary algorithms in unbounded integer spaces,” dec 2024, arXiv preprint.
- [93] R. Allmendinger, A. Jaskiewicz, A. Liefooghe, and C. Tammer, “What if we increase the number of objectives? theoretical and empirical implications for many-objective combinatorial optimization,” *Computers & Operations Research*, vol. 145, p. 105857, 2022.
- [94] T. Wagner, N. Beume, and B. Naujoks, “Pareto-, aggregation-, and indicator-based methods in many-objective optimization,” in *Proceedings of the 4th International Conference on Evolutionary Multi-Criterion Optimization (EMO)*, 2007, pp. 742–756.
- [95] H. Ishibuchi, N. Tsukamoto, and Y. Nojima, “Behavior of evolutionary many-objective optimization,” in *Proc. Tenth Int. Conf. Computer Modeling and Simulation UKSIM 2008*, 2008, pp. 266–271.
- [96] M. Li, C. Grosan, S. Yang, X. Liu, and X. Yao, “Multi-line distance minimization: A visualized many-objective test problem suite,” *IEEE Transactions on Evolutionary Computation*, vol. 22, no. 1, pp. 61–78, 2018.
- [97] K. Li, R. Wang, T. Zhang, and H. Ishibuchi, “Evolutionary many-objective optimization: A comparative study of the state-of-the-art,” *Ieee Access*, vol. 6, pp. 26 194–26 214, 2018.
- [98] W. Zheng, Y. Gao, and B. Doerr, “A crowding distance that provably solves the difficulties of the NSGA-II in many-objective optimization,” Aug. 2024.
- [99] D.-C. Dang, A. Opris, and D. Sudholt, “Level-based theorems for runtime analysis of multi-objective evolutionary algorithms,” in *Parallel Problem Solving from Nature – PPSN XVIII*, M. Affenzeller, S. M. Winkler, A. V. Kononova, H. Trautmann, T. Tušar, P. Machado, and T. Bäck, Eds. Springer Nature Switzerland, 2024, pp. 246–263.
- [100] A. Opris, D.-C. Dang, F. Neumann, and D. Sudholt, “Runtime analyses of NSGA-III on many-objective problems,” in *Proceedings of the Genetic and Evolutionary Computation Conference*, ser. GECCO ’24. New York, NY, USA: Association for Computing Machinery, 2024, pp. 1596–1604.
- [101] J. Sakal, J. Fieldsend, and E. Keedwell, “Genotype diversity measures for escaping plateau regions in university course timetabling,” in *Proceedings of the Companion Conference on Genetic and Evolutionary Computation*. Lisbon Portugal: ACM, Jul. 2023, pp. 2090–2098.
- [102] H. E. Aguirre and K. Tanaka, “Insights on properties of multiobjective MNK-landscapes,” in *Proceedings of the 2004 Congress on Evolutionary Computation*, vol. 1, Jun. 2004, pp. 196–203.
- [103] A. Liefooghe, G. Ochoa, S. Verel, and B. Derbel, “Pareto local optimal solutions networks with compression, enhanced visualization and expressiveness,” in *Proceedings of the Genetic and Evolutionary Computation Conference*, 2023, pp. 713–721.
- [104] M. Li, X. Han, and X. Chu, “MOEAs are stuck in a different area at a time,” in *the Proceedings of the Genetic and Evolutionary Computation Conference*, 2023, pp. 303–311.
- [105] W. Feller, *An Introduction to Probability Theory and Its Applications, Volume 1*, 3rd ed. New York, NY, USA: John Wiley & Sons, 1971, see Section 2.4 for an introduction to Stirling’s approximation and its applications to binomial coefficients.

APPENDIX

A. Ratio of Pareto optimal solutions of OJZJ

For a OneJump-ZeroJump (OJZJ) problem, the ratio of Pareto optimal solutions is $R(n, k) = \frac{2^n - 2 \sum_{s=n-k}^{n-1} \binom{n}{s}}{2^n}$. The following propositions prove that (1) for a large k near $\frac{n}{2}$, this ratio can be very low; (2) For a smaller $k < \frac{n}{\ln n}$, this ratio becomes no less than 0.5.

Proposition A.1. *For the OJZJ problem with a sufficiently large $n \in \mathbb{Z}^+$ and a large $k = \lfloor \frac{n}{2} \rfloor - 1$, the ratio of Pareto optimal solutions of OJZJ converges to 0 as $n \rightarrow \infty$:*

$$\lim_{n \rightarrow \infty} R(n, k) = \lim_{n \rightarrow \infty} \frac{2^n - 2 \sum_{s=n-k}^{n-1} \binom{n}{s}}{2^n} = 0 \quad (25)$$

Proof. We begin by simplifying the ratio $R(n, k)$.

$$\begin{aligned} R(n, k) &= \frac{2^n - 2 \sum_{s=n-k}^{n-1} \binom{n}{s}}{2^n} \\ &= 1 - \frac{2 \sum_{s=n-k}^{n-1} \binom{n}{s}}{2^n} = 1 - \frac{\sum_{s=1}^k \binom{n}{s}}{2^{n-1}} \end{aligned}$$

For simplicity, we choose $k = \lfloor \frac{n}{2} \rfloor - 1$ as a representative large value near $\frac{n}{2}$. We analyse two cases based on the parity of n .

Case 1: n is even. Let $n = 2m$, where m is a positive integer, we have $k = m - 1$ and

$$\sum_{s=1}^k \binom{n}{s} = \sum_{s=1}^{m-1} \binom{2m}{s} = 2^{2m-1} - \frac{1}{2} \binom{2m}{m} - 1$$

Thus, the ratio becomes:

$$R(2m, m-1) = 1 - \frac{2^{2m-1} - \frac{1}{2} \binom{2m}{m} - 1}{2^{2m-1}} = \frac{\frac{1}{2} \binom{2m}{m} + 1}{2^{2m-1}}$$

Using Stirling's approximation [105], $\binom{2m}{m} \approx \frac{4^m}{\sqrt{\pi m}}$, Therefore, for large m :

$$R(2m, m-1) \approx \frac{\frac{1}{2} \binom{2m}{m} + 1}{2^{2m-1}} \approx \frac{\frac{1}{2} \cdot \frac{4^m}{\sqrt{\pi m}}}{\frac{1}{2} \cdot 4^m} \approx \sqrt{\frac{2}{\pi n}}$$

Case 2: n is odd. Let $n = 2m + 1$, where m is a positive integer. Then we have $k = m - 1$ and

$$\sum_{s=1}^k \binom{n}{s} = \sum_{s=1}^{m-1} \binom{2m+1}{s} = 2^{2m} - \binom{2m+1}{m} - 1$$

Thus, the ratio becomes:

$$R(2m+1, m-1) = 1 - \frac{2^{2m} - \binom{2m+1}{m} - 1}{2^{2m}} = \frac{2m+1}{2^{2m}} \binom{2m}{m} + \frac{1}{2^{2m}}$$

Using Stirling's approximation again, since for $\frac{2m+1}{m+1} \approx 2$ for large m , we have:

$$R(2m+1, m-1) \approx \frac{\frac{2m+1}{m+1} \binom{2m}{m}}{2^{2m}} + \frac{1}{2^{2m}} \approx \sqrt{\frac{8}{\pi n}} + \frac{1}{2^{n-1}}$$

As $m \rightarrow \infty$, the term $\frac{1}{2^{n-1}}$ becomes negligible. Therefore:

$$R(2m+1, m-1) \approx \sqrt{\frac{8}{\pi n}}$$

Finally, both cases converge towards 0 as $n \rightarrow \infty$. \square

Proposition A.2. For the OJZJ problem with $n \in \mathbb{Z}^+$, if n is sufficiently large and the jump parameter $k < \frac{n}{\ln n}$, we have

$$R(n, k) \geq 0.5 \quad (26)$$

Proof. $R(n, k) \geq 0.5$ implies:

$$\begin{aligned} R(n, k) = 1 - \frac{\sum_{s=1}^k \binom{n}{s}}{2^{n-1}} &\geq 0.5 \\ \frac{\sum_{s=1}^k \binom{n}{s}}{2^{n-1}} &\leq 0.5 \\ \sum_{s=1}^k \binom{n}{s} &\leq 2^{n-2} \end{aligned}$$

Using the bound for binomial coefficients: $\binom{n}{s} \leq \left(\frac{en}{s}\right)^s$, we approximate the sum by the largest term multiplied by k :

$$\sum_{s=1}^k \binom{n}{s} \leq k \cdot \binom{n}{k} \leq k \cdot \left(\frac{en}{k}\right)^k$$

Then, we have:

$$\begin{aligned} k \cdot \left(\frac{en}{k}\right)^k &\leq 2^{n-2} \\ \ln k + k \cdot \ln \left(\frac{en}{k}\right) &\leq (n-2) \ln 2 \end{aligned}$$

For a large n , the -2 is negligible, so:

$$\ln k + k \cdot \ln \left(\frac{en}{k}\right) \leq n \ln 2$$

Assume k grows with n such that $k = \frac{n}{\ln n}$. Substitute $k = \frac{n}{\ln n}$ into the inequality:

$$\begin{aligned} \ln \left(\frac{n}{\ln n}\right) + \frac{n}{\ln n} \cdot \ln \left(\frac{en}{\frac{n}{\ln n}}\right) &\leq n \ln 2 \\ \ln \left(\frac{n}{\ln n}\right) + \frac{n}{\ln n} \cdot (1 + \ln \ln n) &\leq n \ln 2 \end{aligned}$$

Rearranging into the ratio:

$$\begin{aligned} \frac{\text{LHS}}{\text{RHS}} &= \frac{\ln \left(\frac{n}{\ln n}\right) + \frac{n}{\ln n} \cdot (1 + \ln \ln n)}{n \ln 2} \\ &= \frac{\ln \left(\frac{n}{\ln n}\right) + \frac{n}{\ln n} + \frac{n \ln \ln n}{\ln n}}{n \ln 2} \\ &= \frac{\ln \left(\frac{n}{\ln n}\right)}{n \ln 2} + \frac{\frac{n}{\ln n}}{n \ln 2} + \frac{\frac{n \ln \ln n}{\ln n}}{n \ln 2} \end{aligned}$$

Since all numerator terms grow slower than $n \ln 2$, we have $\frac{\text{LHS}}{\text{RHS}} = 0$ as $n \rightarrow \infty$, implying $\text{LHS} \leq \text{RHS}$. Therefore, the inequality

$$\ln \left(\frac{n}{\ln n}\right) + \frac{n}{\ln n} \cdot (1 + \ln \ln n) \leq n \ln 2$$

holds for a sufficiently large n . \square

Note that $k < \frac{n}{\ln n}$ is conservative in this proposition. One may transform the inequality $\ln k + k \cdot \ln \left(\frac{en}{k}\right) \leq n \ln 2$ to the format of the Lambert W function to obtain a tighter upper bound of k for $R(n, k) \geq 0.5$.

B. Ratio of Pareto Optimal Solutions of OJZR

When $(n - k - 1) \bmod \ell \neq 0$, the Pareto front shape of OJZR is concave and one Pareto optimal solution has much more corresponding bit-strings (preimages) in the decision space than the others. In this case, we show that the ratio of Pareto optimal solutions is still low in the following proposition.

Proposition A.3. For OJZR with problem size $n \in \mathbb{Z}^+$, jump parameter $1 \leq k < \frac{n}{2}$, and block length ℓ with $2 \leq \ell < n$, $n \bmod \ell = 0$ and $(n - k - 1) \bmod \ell \neq 0$, let $m = \frac{n}{\ell}$, the ratio of Pareto optimal solutions is given by

$$R(n, k) = \frac{\binom{m}{m} + \sum_{i=\lceil \frac{k+1}{\ell} \rceil}^m \binom{m}{i} + \binom{m}{\lfloor \frac{k+1}{\ell} \rfloor} \times \binom{n - \lfloor \frac{k+1}{\ell} \rfloor \ell}{n - k - 1}}{2^n} \quad (27)$$

In what follows, we show that the ratio converges to 0 as $n \rightarrow \infty$.

Proof. The numerator of $R(n, k)$ comprises three terms. The first term $\binom{m}{m}$ is always 1. The second term $\sum_{i=\lceil \frac{k+1}{\ell} \rceil}^m \binom{m}{i}$ is maximised when the lower limit $\lceil \frac{k+1}{\ell} \rceil$ is as small as possible (i.e., 1). Thus:

$$\sum_{i=\lceil \frac{k+1}{\ell} \rceil}^m \binom{m}{i} \leq \sum_{i=1}^m \binom{m}{i} = 2^m - 1$$

The third term is a product of binomial coefficients:

$$\binom{m}{\lfloor \frac{k+1}{\ell} \rfloor} \times \binom{n - \lfloor \frac{k+1}{\ell} \rfloor \ell}{n - k - 1}$$

For $\binom{m}{\lfloor \frac{k+1}{\ell} \rfloor}$, to establish a general upper bound, we use:

$$\binom{m}{\lfloor \frac{k+1}{\ell} \rfloor} \leq 2^m$$

For $\binom{n - \lfloor \frac{k+1}{\ell} \rfloor \ell}{n - k - 1}$, the maximum occurs when $n - \lfloor \frac{k+1}{\ell} \rfloor \ell$ is the largest. Given $\lfloor \frac{k+1}{\ell} \rfloor \ell \geq k$:

$$\binom{n - \lfloor \frac{k+1}{\ell} \rfloor \ell}{n - k - 1} \leq 2^{n - \lfloor \frac{k+1}{\ell} \rfloor \ell}$$

Thus:

$$\binom{m}{\lfloor \frac{k+1}{\ell} \rfloor} \times \binom{n - \lfloor \frac{k+1}{\ell} \rfloor \ell}{n - k - 1} \leq 2^m \times 2^{n - \lfloor \frac{k+1}{\ell} \rfloor \ell} = 2^{m+n - \lfloor \frac{k+1}{\ell} \rfloor \ell}$$

Combining the terms, the numerator is bounded by:

$$\text{Numerator} \leq 1 + 2^m + 2^{m+n - \lfloor \frac{k+1}{\ell} \rfloor \ell}$$

Putting back to the ratio and substituting $m = \frac{n}{\ell}$:

$$R(n, k) \leq 2^{-n} + 2^{-n(1 - \frac{1}{\ell})} + 2^{\frac{n}{\ell} - \lfloor \frac{k+1}{\ell} \rfloor \ell}.$$

Since $k < \frac{n}{2}$, the power of the third term

$$\frac{n}{\ell} - \lfloor \frac{k+1}{\ell} \rfloor \ell < \frac{n}{\ell} - \left(\frac{n}{2} + 1\right) = -1 + n\left(\frac{1}{\ell} - \frac{1}{2}\right)$$

The first two terms are negligible as $n \rightarrow \infty$. Therefore, the bound is

$$R(n, k) \leq 2^{-1+n(\frac{1}{\ell} - \frac{1}{2})} \quad (28)$$

For $\ell > 2$, that converges towards 0 as $n \rightarrow \infty$.

However, for the edge case $\ell = 2$, this becomes 0.5.

Revisiting the ratio for case $\ell = 2$. Since $k < n/2$ and $(n - k - 1) \bmod 2 \neq 0$ forces k to be even, we let $k = 2p$.

Then, the third term of the ratio:

$$\begin{aligned} & \binom{m}{\lfloor \frac{k+1}{\ell} \rfloor} \times \binom{n - \lfloor \frac{k+1}{\ell} \rfloor \ell}{n - k - 1} \\ &= \binom{n/2}{p} \binom{n - 2p}{n - 2p - 1} \\ &= \binom{n/2}{p} \cdot (n - 2p) = (n - k) \binom{n/2}{k/2} \end{aligned}$$

Since $\binom{n/2}{k/2} < \sum_{i=0}^{n/2} \binom{n/2}{i} = 2^{n/2}$, and $(n - k)2^{n/2}$ still grows slower than the denominator 2^n , thus the third term also converges towards 0 as $n \rightarrow \infty$.

Therefore, for all the cases, the ratio converges to 0 as $n \rightarrow \infty$.

□