

Efficient and Accurate Scene Text Recognition with Cascaded-Transformers

Savas Ozkan
savas.ozkan@samsung.com
Samsung Research
United Kingdom

Andrea Maracani
Samsung Research
United Kingdom

Hyowon Kim
Samsung Electronics
South Korea

Sijun Cho
Samsung Electronics
South Korea

Eunchung Noh
Samsung Electronics
South Korea

Jeongwon Min
Samsung Electronics
South Korea

Jung Min Cho
Samsung Electronics
South Korea

Mete Ozay
Samsung Research
United Kingdom

Abstract

In recent years, vision transformers with text decoder have demonstrated remarkable performance on Scene Text Recognition (STR) due to their ability to capture long-range dependencies and contextual relationships with high learning capacity. However, the computational and memory demands of these models are significant, limiting their deployment in resource-constrained applications. To address this challenge, we propose an efficient and accurate STR system. Specifically, we focus on improving the efficiency of encoder models by introducing a cascaded-transformers structure. This structure progressively reduces the vision token size during the encoding step, effectively eliminating redundant tokens and reducing computational cost. Our experimental results confirm that our STR system achieves comparable performance to state-of-the-art baselines while substantially decreasing computational requirements. In particular, for large-models, the accuracy remains same, $92.77 \rightarrow 92.68$, while computational complexity is almost halved with our structure.

CCS Concepts

• **Computing methodologies** → **Artificial intelligence**; *Computer vision*.

Keywords

Scene Text Recognition, Efficient Transformers

ACM Reference Format:

Savas Ozkan, Andrea Maracani, Hyowon Kim, Sijun Cho, Eunchung Noh, Jeongwon Min, Jung Min Cho, and Mete Ozay. 2025. Efficient and Accurate Scene Text Recognition with Cascaded-Transformers. In . ACM, New York, NY, USA, 7 pages. <https://doi.org/10.1145/3712676.3719267>

Permission to make digital or hard copies of all or part of this work for personal or classroom use is granted without fee provided that copies are not made or distributed for profit or commercial advantage and that copies bear this notice and the full citation on the first page. Copyrights for third-party components of this work must be honored. For all other uses, contact the owner/author(s).

MMSys'25, Stellenbosch, South Africa

© 2025 Copyright held by the owner/author(s).

ACM ISBN 979-8-4007-1467-2/25/03

<https://doi.org/10.1145/3712676.3719267>

1 Introduction

Scene Text Recognition (STR) is a complex task that involves interpreting and extracting textual content from natural scenes, and converting it into digital character or word sequences. This process enables to estimate high-level semantics, which is crucial for scene understanding and perception. The ability to accurately recognize and extract text from scenes has numerous applications and use cases, including document scanning, navigation, robotics, and many other products and services.

Compared to traditional Optical Character Recognition (OCR) techniques [Islam et al. 2017], which typically operate on scanned or digital documents, STR settings pose significant challenges. The presence of variations in text deformation, occlusions, and cluttered backgrounds can all undermine the performance of STR systems. To address these challenges, STR systems must be designed to be robust and adaptable to various adverse conditions and text formats. This requires the development of advanced algorithms and techniques that can effectively handle the complexities of natural scenes.

Recent breakthroughs in deep learning and computer vision have revolutionized the Scene Text Recognition (STR) domain, enabling the development of more accurate and effective systems. In particular, STR systems have widely adopted deep neural networks, such as convolutional neural networks (CNNs) [Wang et al. 2012], recurrent neural networks (RNNs) [Su and Lu 2015] and Transformers [Atienza 2021], which are trained on large datasets to handle the complexities of text recognition in natural scenes. These deep networks are designed to learn robust features from large training samples, allowing them to effectively tackle challenging conditions.

The unprecedented success of deep learning models in STR can be attributed to the fact that larger datasets and deeper networks tend to yield better performance. One promising research direction in the field of Scene Text Recognition (STR) focuses on utilizing deeper networks based on transformer architectures to effectively capture high-level details of samples in adverse scenarios [Rang et al. 2023]. These transformer-based models have been shown to generalize model predictions better than smaller networks, resulting in lower error rates and improved overall performance.

In particular, the use of transformer-based architectures allows for the effective capture of long-range dependencies and contextual

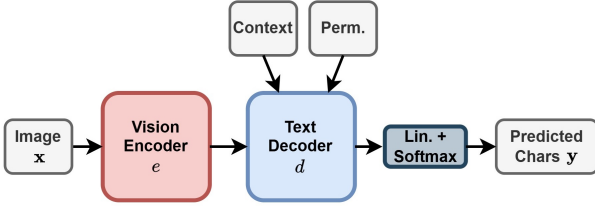


Figure 1: The overall architecture of our STR system. Our system consists of encoder e and decoder d models and predicts text characters y from an input image x .

relationships within the input data, which is critical for accurately recognizing text in complex scenes. One significant bottleneck of these deep learning models is that they require substantial computational and memory resources to operate effectively. As the models grow in complexity and size, their computational and memory demands increase exponentially, making them less practical for deployment on edge devices with limited resources. The high computational requirements of these models can lead to increased power consumption, heat generation, and latency, which can be detrimental to the overall performance and user experience.

Another notable work presents a new paradigm for the STR domain that a single vision token can be sufficient to accurately decode the text, eliminating the need for sequential tokens [Xu et al. 2024]. This proves two significant advantages for STR domain: 1) it avoids the alignment issue between vision tokens and character embeddings during decoding step. 2) it provides computational efficiency during the decoding step by allowing for adjustable vision tokens. By adjusting the number of vision tokens, the model can be optimized for computational efficiency, making it more suitable for resource-constrained devices. This is particularly important for applications where computational resources are limited, such as mobile devices or edge devices. However, it is essential to note that the computational efficiency gained by this approach may be relatively small compared to the overall computational demands of the model.

Moreover, there have been several attempts [Zhang et al. 2020] to search for the optimal Scene Text Recognition (STR) encoder by leveraging the concept of neural architecture search (NAS) [Elsken et al. 2019]. The work in this area has shown that the capacity of encoders can be effectively tuned by considering the constraints imposed by the data and model complexity. This approach enables the automatic design of encoders that are tailored to the specific requirements of the STR task, potentially leading to improved performance and efficiency. Ideally, the goal should be to develop STR models that are not only highly accurate but also efficient, scalable, and practical for real-world application and use-cases.

In this paper, we propose a STR system that aims to increase the efficiency of STR models in terms of computational complexity with a negligible accuracy drop. For this purpose, the model complexity is decreased by hierarchically selecting a subset of vision tokens and learning to discard redundant vision tokens during training step. The motivation of our system is that text content in provided images is typically sparse (i.e., a significant portion of the content covers background rather than text information), therefore there are redundant vision tokens that can be discarded in the early levels

of encoder computations. To this end, the efficiency of STR system can be improved. Our contributions can be summarized as follows:

- We propose a novel cascaded-transformers structure that replaces the standard vision-transformer encoder for computer vision problems. This structure consists of a series of sub-transformers that selectively retain the most important vision tokens at each level, reducing computational requirements while preserving essential information. Details of cascaded transformers are presented in Section 3.1.
- We demonstrate its superiority on STR domain that the proposed model improves the efficiency while achieving compatible results with state-of-the-art baselines.
- Moreover, we implement a custom software setup to test our STR system on real-world images. Particularly, our system achieves high true prediction rate under highly distorted, occluded and rotated text scenarios.

This paper is organized as follows: first, we will formulate the STR problem and then we will explain the details of our STR system with novel cascaded transformers structure. Later, we will present our experimental results and conclude our paper.

2 Problem Formulation

Given a natural scene image containing text, the task of scene text recognition (STR) aims to transcribe each individual character within the text present in the image.

Formally, let $\mathcal{X} \subseteq \bigcup_{H,W} \mathbb{R}^{H \times W \times 3}$ be the space of text images and $\mathcal{Y} := \{(y_0, \dots, y_{L-1}) : L \in \mathbb{N}^+, y_i \in \mathcal{C}\}$ be the space of sequences of characters of strictly positive length from a character set \mathcal{C} . We assume the existence of an underlying data distribution \mathcal{D} over the set $\mathcal{X} \times \mathcal{Y}$, and we define a loss function $\ell : \mathcal{Y} \times \mathcal{Y} \rightarrow \mathbb{R}$ to measure the difference between two sequences. The objective of STR is to find a prediction function $f : \mathcal{X} \rightarrow \mathcal{Y}$ that minimizes the expected loss, $\mathbb{E}_{(x,y) \sim \mathcal{D}} [\ell(f(x), y)]$. The function f is implemented by a deep network ϕ that is parameterized by θ and trained on a dataset $\mathcal{S} = \{(x^i, y^i)\}_{i=1}^M$ that contains M i.i.d. samples from \mathcal{D} .

3 Our Scene Text Recognition System

In our system, we employ an encoder-decoder architecture. The overall architecture is illustrated in Figure 1. The input image $x \in \mathcal{X}$ is first projected into a vision tokens $v \in \mathcal{V}$ comprising a sequence of N K -dimensional vision tokens via an encoder function $e : \mathcal{X} \rightarrow \mathcal{V} \subset \mathbb{R}^{N \times K}$. Later, the vision tokens v is mapped to a character sequence $y \in \mathcal{Y}$ using a decoder function $d : \mathcal{V} \rightarrow \mathcal{Y} \subset \mathbb{R}^L$. To this end, our network is decomposed as $\phi(x) = d \circ e(x)$ and both models (i.e., encoder and decoder models) are based on transformers. Ultimately, our objective is to improve the efficiency of encoder e while preserving the same representation capacity of latent vision space \mathcal{V} for high true prediction rates.

Decoder Model d : A conditional language model is utilized. Specifically, similar to prior works [Bautista and Atienza 2022], we leverage a Permuted-Language Decoder (PLD), which introduces a positional query stream separated by the key-value stream enabling to decode characters in different orders and incorporating Permutation Language Modeling (PLM) during training. Formally, let $z = (z_1, z_2, \dots, z_{L-1})$ be a permutation establishing an ordering among the characters and let $y_{z < i}$ be the context up to current step

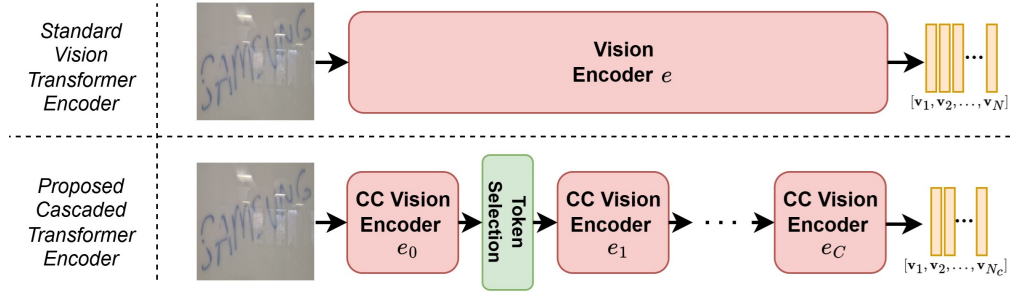


Figure 2: The flows of standard vision transformer and proposed cascaded transformers. Both models take an input image x and output vision tokens v . The key component of our proposed model is a series of cascaded transformers, which reduces the number of vision tokens at each level by selectively retaining a subset of the most relevant ones for scene text recognition (i.e., $N < N_C$). Details are explain in Section 3.1.

	Blocks	Dim	Heads	Params	GFLOPs			
					$P = 8$	$P = 16$	$P = 32$	
ENC	e -tiny	12	192	3	5.5 M	8.8	2.2	0.5
	e -small	12	384	6	21.7 M	34.4	8.6	2.1
	e -base	12	768	12	85.8 M	135.6	33.9	8.5
DEC	d -small	1	768	12	9.6 M	8.7	3.5	2.2
	d -base	2	768	12	19.1 M	17.5	7.0	4.4

Table 1: Details of encoder (ENC) and decoder (DEC) used in our STR system. In particular, the impact of patch size P on the overall computational complexity is demonstrated.

t (i.e., already predicted characters), following the order specified by z . Then, the decoder $d(z_t, v, y_{z < t})$ outputs a probability distribution over the character set C for predicting character at position z_t . The PLD is implemented as a block that contains two cross-attention layers and an MLP. Positional queries are used in the query stream of the decoder to specify the position to predict according to permutation z . In the key-value stream, context is introduced in the first cross-attention layer, which is masked during training to simulate the z order without actually permuting the characters. Vision tokens v are then incorporated in the second cross-attention layer. The capacity of decoder model d can be increased using multiple cascaded blocks. We observe that when context and vision tokens are not updated in the multiple block scenario, a clear accuracy improvement can be observed. Indeed, increasing block size negatively affects the computational and memory demands.

Encoder Model e : A vision transformer architecture that is pre-trained on ImageNet21k [Deng et al. 2009], is utilized. Similar to the original pipeline [Alexey 2020], an input image x is converted into a sequence of 2D patches whose resolution is $(P \times P)$. Hence, $N = HW/P^2$ number of patches is extracted per image. Ultimately, when N is high, computations required in self-attentions become high. On the other hand, when N is low, the representation capacity of transformers is expected to be reduced. Later, these patches are projected to patch embeddings using a linear layer and 1D position embeddings are added to retain positional information. Later, T number of multi-headed self-attentions with layer norm is used to compute vision tokens v . In this paper, our objective is to improve the efficiency of encoder e . Unlike the standard architecture, we selectively reduce the number of patches N while computing vision

	Acc (%)		
	$P = 8$	$P = 16$	$P = 32$
e -tiny + d -tiny	91.71	91.01	88.53
e -small + d -tiny	92.35	92.24	90.21
e -base + d -tiny	93.34	92.77	91.71

Table 2: Impact of patch resolution P on the word accuracy. Standard encoder and decoder models are utilized and the average word accuracy is reported for different patch resolution P .

tokens v . To this end, the computational demands can be significantly decreased. Details of our contribution will be explained in 3.1.

To optimize our system (i.e., both encoder and decoder models) in the training step, we minimize the next-permuted-token prediction cross-entropy loss over random permutations as follow:

$$\min_{\theta} \mathbb{E}_{\substack{(x,y) \sim \mathcal{D} \\ z \sim \mathcal{Z}}} \left[\sum_{t=1}^L -1(y_{z_t}) \cdot \log d(z_t, v, y_{z < t}) \right] \quad (1)$$

Here, the parameters of network θ are optimized by minimizing this loss function.

3.1 Efficient Cascaded-Transformers Structure

In our system, we conduct a comprehensive analysis of various encoder and decoder models with different capacities, focusing on their memory and computational complexities. Our analysis reveals that the majority of the computational demands is incurred during the computation of the vision tokens v from the input image x . This suggests that the encoding process is the primary bottleneck in terms of computational efficiency.

To provide a detailed understanding of these models, we present their hyperparameters related to transformers, parameter size, and GFLOPs in Table 1. The table illustrates the impact of patch resolution P (intuitively patch size N as well) on the overall computational complexity. Also, we report the impact of patch resolution P to the word accuracy in Table 2. It is evident that the patch size is a crucial factor affecting the efficiency and accuracy of the STR system.

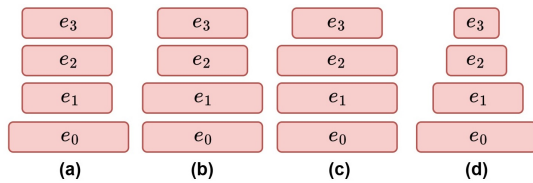


Figure 3: Four different reduction styles for cascaded transformers: (a) early-level reduction (b) mid-level reduction (c) late-level reduction, and (d) multi-level reduction.

Specifically, increasing the patch size leads to higher model complexity, while reducing its size adversely affects the word accuracy. This trade-off between patch size and word accuracy highlights the need for a balanced approach to achieve efficient and accurate STR system.

Based on this observation, we propose a novel cascaded transformer-based structure for the encoder e . Our approach involves dividing the transformer model into several sub-models, each of which processes a subset of vision tokens in a hierarchical manner. At the output of each sub-model, a selection process is applied to choose a subset of the most relevant vision tokens, which are then passed to the next sub-model. By incrementally refining the representation of the vision tokens through this cascaded process, we aim to reduce the computational complexity of the STR system while preserving its accuracy. The selection of vision tokens at each level allows us to retain the most important information while discarding less relevant tokens, thereby decreasing the dimensionality of the data and the computational requirements. The architecture is depicted in Figure 2, which illustrates the hierarchical processing of vision tokens through the cascaded sub-models.

In our system, instead of using a single encoder model e , we employ a cascaded mechanism consisting of a series of sub-models, denoted as $[e_1, e_2, \dots, e_C]$, where C represents the number of cascaded models. This design allows for the adjustment of the number of vision tokens at each level, enabling a more efficient processing pipeline. Formally, each sub-model e_i takes the previously processed vision token $v_{i-1} \in \mathbb{R}^{N_{i-1} \times K}$ as input and computes the current vision tokens $v_i \in \mathbb{R}^{N_i \times K}$ by $v_i = e_i(v_{i-1})$. Notably, the number of vision tokens is progressively reduced at each level as $N_i < N_{i-1}$ to improve the STR efficiency. This reduction in vision tokens is achieved through the selection of the most relevant information, allowing our system to focus on the most critical aspects of the input data (i.e., text content rather than background). To this end, our encoding step is formulated as follow:

$$e(x) = e_C \circ \dots \circ e_2 \circ e_1(x) \quad (2)$$

In our system, we deliberately maintain the total size of the parameters unchanged as $\theta_e = \theta_{e_1} \cup \theta_{e_2} \cup \dots \cup \theta_{e_C}$. This ensures that the overall parameter size remains constant, while the model complexity is optimized for efficiency.

For the selection of vision tokens, we investigate various selection schemes, including 1D local average pooling, 1D local max pooling, 2D convolution with strides and selecting the first N_i vision tokens (including the CLS token). Empirically, we find that selecting the first N_i vision tokens yields the best accuracy among the considered schemes.

Moreover, we examine the impact of the way of reducing the number of vision tokens in the cascaded structure. Specifically, we analyze whether it is more effective to reduce the number of vision tokens in the early, middle, or late levels of the cascaded structure. To this end, we conduct experiments with four different reduction styles as illustrated in Figure 3: (a) early-level reduction, (b) mid-level reduction, (c) late-level reduction, and (d) multi-level reduction. The early and mid-level reductions involve starting to reduce the number of vision tokens either in the initial and mid levels of the cascade, while the late-level reduction delays the reduction until the later levels. On the other hand, the multi-level reduction reduces the number of vision tokens uniformly across all levels. Our experiments aim to analyze which approach leads to the best trade-off between accuracy and efficiency.

4 Experiments

4.1 Datasets and Metric

Training large models for the STR domain has historically been a challenging task due to the limited availability of real-world labeled data. However, with the increasing accessibility of real data with corresponding labels, it is possible to train models on both real and synthetic datasets. The training scheme that uses both real and synthetic datasets has been shown to be sample-efficient and can lead to better accuracy, as the models can learn from the diversity of real-world and synthetic data.

Real Datasets (R) (3.3M): To train our STR model with real data, we use COCO-Text [Veit et al. 2016], RCTW17 [Shi et al. 2017], Uber-Text [Zhang et al. 2017], ArT [Chng et al. 2019], LSVT [Sun et al. 2019], MLT19 [Nayef et al. 2019], TextOCR [Singh et al. 2021], ReCTR [Zhang et al. 2019] and OpenVINO [Krylov et al. 2021]. There are several challenging cases such as low-resolution, occluded, curved and rotated text in samples. The detail analysis of these datasets is presented in [Jiang et al. 2023].

Benchmark Datasets (B) (15K): The benchmark datasets used in the training step are IIIT5K [Mishra et al. 2012], Street View Text (SVT) [Wang et al. 2011], ICDAR13 [Karatzas et al. 2013] and ICDAR15 [Karatzas et al. 2015].

Union14M Dataset (U) (3M): We use another real and large dataset to test the impact of data scaling that is collected from 15 publicly available sub-datasets and contains approximately 3M of labeled data [Jiang et al. 2023].

Synthetic Datasets (S) (6M): A subset of MJSynth (MJ) [Jaderberg et al. 2014] and SynthText (ST) [Gupta et al. 2016] is sampled to analyze the scalability of our STR model on synthetic datasets. Experimentally, we observe that a data ratio of 1 : 0.5 between real-synthetic datasets obtains the best performance.

Test Datasets: For evaluation benchmarks, we use IIIT5K [Mishra et al. 2012], CUTE-80 (C80) [Risnumawan et al. 2014], Street View Text (SVT) [Wang et al. 2011], Street View Text-Perspective (SVT-P) [Phan et al. 2013], ICDAR13 (IC13) [Karatzas et al. 2013] and ICDAR15 (IC15) [Karatzas et al. 2015]. Furthermore, we report performance on HOST and WOST [Wang et al. 2021] datasets that mostly have visually occluded examples. Lastly, more recent benchmarks, COCO-Text [Veit et al. 2016], ArT [Chng et al. 2019] and Uber-Text [Zhang et al. 2017], are also utilized.

	<i>d</i> -tiny		<i>d</i> -small	
	Acc	GFLOPs	Acc	GFLOPs
<i>e</i> -tiny	91.01	5.7	91.77	9.2
<i>e</i> -cc(3:9)-tiny	90.49	4.0	91.33	5.9
<i>e</i> -cc(6:6)-tiny	90.84	4.2	91.36	6.1
<i>e</i> -cc(9:3)-tiny	90.56	4.5	91.79	6.4
<i>e</i> -small	92.24	12.1	92.49	15.6
<i>e</i> -cc(3:9)-small	91.90	7.5	92.43	9.7
<i>e</i> -cc(6:6)-small	91.94	9.0	92.46	10.9
<i>e</i> -cc(9:3)-small	91.89	9.6	92.56	11.5
<i>e</i> -base	92.77	37.4	93.21	40.9
<i>e</i> -cc(3:9)-base	92.68	23.1	93.09	25.1
<i>e</i> -cc(6:6)-base	92.98	28.0	93.39	29.9
<i>e</i> -cc(9:3)-base	92.72	31.6	93.26	33.6

Table 3: Results for two-level cascaded transformers. Average word accuracy (%) on the test benchmarks is reported with the GFLOPs of overall STR system.

Evaluation Metric: To evaluate our system, we follow the same procedure as presented in previous works [Rang et al. 2023; Zhao et al. 2023]. Hence, word accuracy metric is used where a predicted character sequence is accepted as correct if all characters match with the ground truth label. Average word accuracy across all 11 test benchmarks is reported. Also, floating-point operations (GFLOPs) are reported using the implementation¹.

4.2 Implementation Details

Input images are augmented by adding random Gaussian blur and noise to provide additional robustness to our system for adverse conditions. Furthermore, all images are resized to 224×224 and patch size P is set to 16 by default. Therefore, 196 vision tokens are initially computed per image. Maximum character length L is 25. During training, a set C of 94 characters is used.

For model optimization, we use AdamW [Loshchilov 2017] with a learning rate of 0.001. The training process involves a batch size of 1024 and a total of 10 epochs. Also, β_1 and β_2 are set to 0.9 and 0.95, respectively. To train Permutation Language Model (PLM), 4 random permutations are sampled in each iteration.

4.3 Experimental Results

In our experimental results, we denote the standard vision transformer encoder by e -model_{*id*}, where model_{*id*} refers to the model capacity, which can be one of three variants: *tiny*, *small*, or *base* (see Table 1 for details). On the other hand, our cascaded-transformers encoder is represented by e -cc($i : j : \dots : k$)-model_{*id*} where i , j and k specify the block size of each sub-transformer. The notation $:$ indicates that vision token size is halved after the current transformer-block in our implementation.

4.3.1 Two-Level Cascaded Transformers. In this section, we analyze the impact of two-level cascaded transformers in terms of prediction word accuracy and model complexity. Specifically, we divide

¹<https://github.com/MrYxJ/calculate-flops.pytorch>

	<i>d</i> -tiny		<i>d</i> -small	
	Acc	GFLOPs	Acc	GFLOPs
<i>e</i> -tiny	91.01	5.7	91.77	9.2
<i>e</i> -cc(4:4:4)-tiny	90.14	3.3	91.17	5.5
<i>e</i> -cc(3:3:3:3)-tiny	89.18	2.9	90.35	4.9
<i>e</i> -small	92.24	12.1	92.49	15.6
<i>e</i> -cc(4:4:4)-small	91.41	7.1	92.38	9.3
<i>e</i> -cc(3:3:3:3)-small	91.63	5.9	92.20	7.9
<i>e</i> -base	92.77	37.4	93.21	40.9
<i>e</i> -cc(4:4:4)-base	92.42	24.2	92.91	19.8
<i>e</i> -cc(3:3:3:3)-base	92.16	21.9	92.78	17.8

Table 4: Results for multi-level cascaded transformers. Average word accuracy (%) on the test benchmarks is reported with the GFLOPs of overall STR system.

the encoder model into two cascaded transformers where $C = 2$. In table 3, we present the experimental results for different encoder and decoder model combinations. Intuitively, e -cc(3:9)-model_{*id*}, e -cc(6:6)-model_{*id*} and e -cc(9:3)-model_{*id*} represent different reduction styles as early-level, mid-level and late-level, respectively. As expected, e -cc(3:9)-model_{*id*} reduces the model complexity most compared to the standard encoder. In term of accuracy, e -cc(6:6)-model_{*id*} consistently obtains the best results among all configurations. For large-models (i.e., *base*), the cascaded-transformers model even outperforms the standard transformer.

4.3.2 Multi-Level Cascaded Transformers. In this section, we explore the extension of cascaded transformers to multiple levels, where the number of cascaded models is set to $C > 2$. This means that vision token size provided to the decoder also becomes smaller. The experimental results are reported in Table 4. Notably, e -cc(3:3:3:3)-model_{*id*} has the smallest computational complexity. The results show that the performance drop can be substantial for small-capacity transformers, such as *tiny*. In contrast, for larger models, such as *base*, the multi-level cascaded transformers yield comparable results, demonstrating their potential for efficient and accurate scene text recognition.

4.3.3 Cascaded Transformers with the Same Complexity of Standard Transformer. In this section, we specifically investigate the impact of cascaded-transformers when the model complexity is same to that of standard encoders, but with an increased representation capacity. Therefore, we adjust the computational complexity of cascaded-transformers by increasing the block size of transformers after vision token reduction. The results are reported in Table 5. The results validate that cascaded-transformers improve the accuracy compared to the standard encoders.

4.3.4 Comparison with State-of-the-Art. We compare the accuracy and computational efficiency of our system with two variants of a SOTA model, CLIP4STR, which differ in model capacity. The results are summarized in Table 6. They show that our system outperforms CLIP4STR-B model while requiring fewer computations. Moreover, our system obtains comparable results to CLIP4STR-L, but the computational requirement is reduced approximately 10x less.

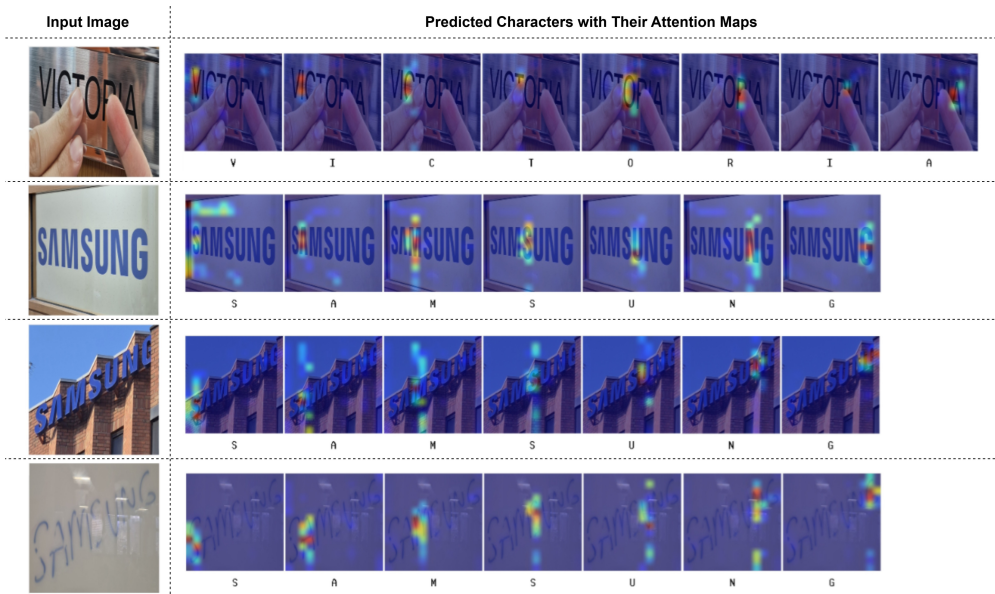


Figure 4: Prediction results of our STR system on real-world examples by visualizing character attention maps separately.

	<i>d</i> -tiny		<i>d</i> -small	
	Acc	Params	Acc	Params
<i>e</i> -tiny	91.01	15.1 M	91.77	24.6 M
<i>e</i> -cc(3:18)-tiny	91.29	19.1 M	91.93	28.6 M
<i>e</i> -cc(6:12)-tiny	91.22	17.8 M	91.86	27.3 M
<i>e</i> -cc(9:6)-tiny	91.41	16.5 M	91.99	26.0 M
<i>e</i> -small	92.24	31.3 M	92.49	40.8 M
<i>e</i> -cc(3:18)-small	92.62	47.2 M	92.61	56.7 M
<i>e</i> -cc(6:12)-small	92.42	41.9 M	92.54	51.4 M
<i>e</i> -cc(9:6)-small	92.56	36.6 M	92.73	46.1 M
<i>e</i> -base	92.77	95.4 M	93.21	104.9 M
<i>e</i> -cc(3:18)-base	92.96	158.9 M	93.32	168.1 M
<i>e</i> -cc(6:12)-base	92.93	137.6 M	93.23	147.1 M
<i>e</i> -cc(9:6)-base	92.90	116.6 M	93.26	126.1 M

Table 5: Results for cascaded transformers with the same complexity of standard transformer. Average word accuracy (%) on the test benchmarks is reported with the parameter size of overall STR system.

	GFLOPs	ArT	COCO	HOST	IC13 IC15	
					1015	1811
CLIP4STR-B	39.8	85.8	81.3	79.3	98.6	91.4
CLIP4STR-L	171.9	86.4	82.7	81.1	99.0	91.9
<i>e</i> -cc(6:6)-base+ <i>d</i> -small	29.9	<u>85.9</u>	<u>82.4</u>	83.1	<u>98.8</u>	92.1

Table 6: Comparison with a SOTA baseline. Word accuracy (%) for different test benchmarks is reported with the GFLOPs of overall STR system.

4.3.5 *Remarks.* There are several remarks in the experiments that we need to summarize:

- The key intuition behind the negligible drop in accuracy with our cascaded model is that the most crucial layers of ViT for STR are concentrated in the early layers. As a result, progressively decreasing the token sizes has a minimal impact on accuracy. Notably, similar observations have been made in language models [Lan 2019; Men et al. 2024], suggesting that the early layers of transformers are more important to extract robust representations and impact the accuracy more than other layers.
- Our cascaded model is able to learn which tokens are important and which are redundant, allowing it to adaptively focus on the most relevant information.
- Given that our model maintains the same number of layers and representation dimensionality, the memory requirements remain unchanged. Specifically, we conduct an analysis of various encoder and decoder configurations, each can be tailored to specific device requirements. In comparison to our model, which has approximately 100M parameters, a base model, CLIP4STR, has significantly larger parameter sizes, with 160M parameters for its base version and 450M parameters for its large version.

4.3.6 *Results on Real-World Examples.* We implement a custom software setup in Python, running on a desktop computer, to test our STR system on real-world images. In our system, a user can copy images from the web or a mobile phone into a folder, and then select the images to run the STR algorithm². The outputs of character predictions with separate attention maps for each predicted character are visualized in Figure 4. Notably, test images are deliberately selected to be highly distorted, occluded and rotated, allowing us to demonstrate the robustness of our STR system for challenging conditions.

²Video link: <https://drive.google.com/drive/folders/1OPFWi68iK0gb7EC74Yh9t3S7euwbPaw1>

5 Conclusion

In this work, we present an efficient and accurate scene text recognition (STR) system. To improve the efficiency, we introduce a cascaded-transformers structure, which comprises multiple sub-transformers that selectively retain a subset of vision tokens at each level. Eventually, our system decreases the computational requirements by eliminating the redundancy between vision tokens. Experimental results demonstrate that with only a slight accuracy drop, our system substantially improves the efficiency of STR. Furthermore, we evaluate our STR system on real-world images using a custom software setup. We visualize that our system is robust to various adverse conditions such as distortion, occlusion and rotation.

References

- Dosovitskiy Alexey. 2020. An image is worth 16x16 words: Transformers for image recognition at scale. *arXiv preprint arXiv: 2010.11929* (2020).
- Rowel Atienza. 2021. Vision transformer for fast and efficient scene text recognition. In *International conference on document analysis and recognition*. Springer, 319–334.
- Darwin Bautista and Rowel Atienza. 2022. Scene text recognition with permuted autoregressive sequence models. In *European conference on computer vision*. Springer, 178–196.
- Chee Kheng Chng, Yuliang Liu, Yipeng Sun, Chun Chet Ng, Canjie Luo, Zihan Ni, ChuanMing Fang, Shuaitao Zhang, Junyu Han, Errui Ding, et al. 2019. Icdar2019 robust reading challenge on arbitrary-shaped text-rrc-art. In *2019 International Conference on Document Analysis and Recognition (ICDAR)*. IEEE, 1571–1576.
- Jia Deng, Wei Dong, Richard Socher, Li-Jia Li, Kai Li, and Li Fei-Fei. 2009. Imagenet: A large-scale hierarchical image database. In *2009 IEEE conference on computer vision and pattern recognition*. Ieee, 248–255.
- Thomas Elsken, Jan Hendrik Metzen, and Frank Hutter. 2019. Neural architecture search: A survey. *Journal of Machine Learning Research* 20, 55 (2019), 1–21.
- Ankush Gupta, Andrea Vedaldi, and Andrew Zisserman. 2016. Synthetic data for text localisation in natural images. In *Proceedings of the IEEE conference on computer vision and pattern recognition*. 2315–2324.
- Noman Islam, Zeeshan Islam, and Nazia Noor. 2017. A survey on optical character recognition system. *arXiv preprint arXiv:1710.05703* (2017).
- Max Jaderberg, Karen Simonyan, Andrea Vedaldi, and Andrew Zisserman. 2014. Synthetic data and artificial neural networks for natural scene text recognition. *arXiv preprint arXiv:1406.2227* (2014).
- Qing Jiang, Jiapeng Wang, Dezhi Peng, Chongyu Liu, and Lianwen Jin. 2023. Revisiting scene text recognition: A data perspective. In *Proceedings of the IEEE/CVF international conference on computer vision*. 20543–20554.
- Dimosthenis Karatzas, Lluís Gomez-Bigorda, Angelos Nicolaou, Suman Ghosh, Andrew Bagdanov, Masakazu Iwamura, Jiri Matas, Lukas Neumann, Vijay Ramaseshan Chandrasekhar, Shijian Lu, et al. 2015. ICDAR 2015 competition on robust reading. In *2015 13th international conference on document analysis and recognition (ICDAR)*. IEEE, 1156–1160.
- Dimosthenis Karatzas, Faisal Shafait, Seiichi Uchida, Masakazu Iwamura, Lluís Gomez i Bigorda, Sergi Robles Mestre, Joan Mas, David Fernandez Mota, Jon Almazan Almazan, and Lluís Pere De Las Heras. 2013. ICDAR 2013 robust reading competition. In *2013 12th international conference on document analysis and recognition*. IEEE, 1484–1493.
- Ilya Krylov, Sergei Nosov, and Vladislav Sovrasov. 2021. Open images v5 text annotation and yet another mask text spotter. In *Asian Conference on Machine Learning*. PMLR, 379–389.
- Zhenzhong Lan. 2019. Albert: A lite bert for self-supervised learning of language representations. *arXiv preprint arXiv:1909.11942* (2019).
- I Loshchilov. 2017. Decoupled weight decay regularization. *arXiv preprint arXiv:1711.05101* (2017).
- Xin Men, Mingyu Xu, Qingyu Zhang, Bingning Wang, Hongyu Lin, Yaojie Lu, Xianpei Han, and Weipeng Chen. 2024. Shortgpt: Layers in large language models are more redundant than you expect. *arXiv preprint arXiv:2403.03853* (2024).
- Anand Mishra, Karteek Alahari, and CV Jawahar. 2012. Scene text recognition using higher order language priors. In *BMVC-British machine vision conference*. BMVA.
- Nibal Nayef, Yash Patel, Michal Busta, Pinaki Nath Chowdhury, Dimosthenis Karatzas, Wafa Khlif, Jiri Matas, Umapada Pal, Jean-Christophe Burie, Cheng-lin Liu, et al. 2019. Icdar2019 robust reading challenge on multi-lingual scene text detection and recognition—rrc-mlt-2019. In *2019 International conference on document analysis and recognition (ICDAR)*. IEEE, 1582–1587.
- Trung Quy Phan, Palaiahnakote Shivakumara, Shangxuan Tian, and Chew Lim Tan. 2013. Recognizing text with perspective distortion in natural scenes. In *Proceedings of the IEEE international conference on computer vision*. 569–576.
- Miao Rang, Zhenni Bi, Chuanjian Liu, Yunhe Wang, and Kai Han. 2023. Large OCR Model: An Empirical Study of Scaling Law for OCR. *arXiv preprint arXiv:2401.00028* (2023).
- Anhar Risnumawan, Palaiahankote Shivakumara, Chee Seng Chan, and Chew Lim Tan. 2014. A robust arbitrary text detection system for natural scene images. *Expert Systems with Applications* 41, 18 (2014), 8027–8048.
- Baoguang Shi, Cong Yao, Minghui Liao, Mingkun Yang, Pei Xu, Linyan Cui, Serge Belongie, Shijian Lu, and Xiang Bai. 2017. Icdar2017 competition on reading chinese text in the wild (rctw-17). In *2017 14th iapr international conference on document analysis and recognition (ICDAR)*, Vol. 1. IEEE, 1429–1434.
- Amanpreet Singh, Guan Pang, Mandy Toh, Jing Huang, Wojciech Galuba, and Tal Hassner. 2021. Textocr: Towards large-scale end-to-end reasoning for arbitrary-shaped scene text. In *Proceedings of the IEEE/CVF conference on computer vision and pattern recognition*. 8802–8812.
- Bolan Su and Shijian Lu. 2015. Accurate scene text recognition based on recurrent neural network. In *Computer Vision—ACCV 2014: 12th Asian Conference on Computer Vision, Singapore, Singapore, November 1–5, 2014, Revised Selected Papers, Part I 12*. Springer, 35–48.
- Yipeng Sun, Zihan Ni, Chee-Kheng Chng, Yuliang Liu, Canjie Luo, Chun Chet Ng, Junyu Han, Errui Ding, Jingtuo Liu, Dimosthenis Karatzas, et al. 2019. ICDAR 2019 competition on large-scale street view text with partial labeling-RRC-LSVT. In *2019 International Conference on Document Analysis and Recognition (ICDAR)*. IEEE, 1557–1562.
- Andreas Veit, Tomas Matera, Lukas Neumann, Jiri Matas, and Serge Belongie. 2016. Coco-text: Dataset and benchmark for text detection and recognition in natural images. *arXiv preprint arXiv:1601.07140* (2016).
- Kai Wang, Boris Babenko, and Serge Belongie. 2011. End-to-end scene text recognition. In *2011 International conference on computer vision*. IEEE, 1457–1464.
- Tao Wang, David J Wu, Adam Coates, and Andrew Y Ng. 2012. End-to-end text recognition with convolutional neural networks. In *Proceedings of the 21st international conference on pattern recognition (ICPR2012)*. IEEE, 3304–3308.
- Yuxin Wang, Hongtao Xie, Shancheng Fang, Jing Wang, Shenggao Zhu, and Yongdong Zhang. 2021. From two to one: A new scene text recognizer with visual language modeling network. In *Proceedings of the IEEE/CVF International Conference on Computer Vision*. 14194–14203.
- Jianjun Xu, Yuxin Wang, Hongtao Xie, and Yongdong Zhang. 2024. OTE: Exploring Accurate Scene Text Recognition Using One Token. In *Proceedings of the IEEE/CVF Conference on Computer Vision and Pattern Recognition*. 28327–28336.
- Hui Zhang, Quanming Yao, Mingkun Yang, Yongchao Xu, and Xiang Bai. 2020. Auto-STR: efficient backbone search for scene text recognition. In *Computer Vision—ECCV 2020: 16th European Conference, Glasgow, UK, August 23–28, 2020, Proceedings, Part XXIV 16*. Springer, 751–767.
- Rui Zhang, Yongsheng Zhou, Qianyi Jiang, Qi Song, Nan Li, Kai Zhou, Lei Wang, Dong Wang, Minghui Liao, Mingkun Yang, et al. 2019. Icdar 2019 robust reading challenge on reading chinese text on signboard. In *2019 international conference on document analysis and recognition (ICDAR)*. IEEE, 1577–1581.
- Ying Zhang, Lionel Gueguen, Ilya Zharkov, Peter Zhang, Keith Seifert, and Ben Kadlec. 2017. Uber-text: A large-scale dataset for optical character recognition from street-level imagery. In *SUNw: Scene Understanding Workshop-CVPR*, Vol. 2017. 5.
- Shuai Zhao, Ruijie Quan, Linchao Zhu, and Yi Yang. 2023. CLIP4STR: A simple baseline for scene text recognition with pre-trained vision-language model. *arXiv preprint arXiv:2305.14014* (2023).