

ModiGen: A Large Language Model-Based Workflow for Multi-Task Modelica Code Generation

Jiahui Xiang*
xiangjh@zju.edu.cn
Zhejiang University
Hangzhou, Zhejiang, China

Tong Ye
tongye@zju.edu.cn
Zhejiang University
Hangzhou, Zhejiang, China

Peiyu Liu
liupeiyu@zju.edu.cn
Zhejiang University
Hangzhou, Zhejiang, China

Yinan Zhang
zhangyinan@zju.edu.cn
Zhejiang University
Hangzhou, Zhejiang, China

Wenhai Wang*
zdzzlab@zju.edu.cn
Zhejiang University
Hangzhou, Zhejiang, China

Abstract

Modelica is a widely adopted language for simulating complex physical systems, yet effective model creation and optimization require substantial domain expertise. Although large language models (LLMs) have demonstrated promising capabilities in code generation, their application to modeling remains largely unexplored. To address this gap, we have developed benchmark datasets specifically designed to evaluate the performance of LLMs in generating Modelica component models and test cases. Our evaluation reveals substantial limitations in current LLMs, as the generated code often fails to simulate successfully. To overcome these challenges, we propose a specialized workflow that integrates supervised fine-tuning, graph retrieval-augmented generation, and feedback optimization to improve the accuracy and reliability of Modelica code generation. The evaluation results demonstrate significant performance gains: the maximum improvement in pass@1 reached 0.3349 for the component generation task and 0.2457 for the test case generation task. This research underscores the potential of LLMs to advance intelligent modeling tools and offers valuable insights for future developments in system modeling and engineering applications.

CCS Concepts

• **Computing methodologies** → *Natural language generation; Simulation languages.*

Keywords

Large Language Models, Code Generation, Modelica, System Modeling

1 Introduction

With the increasing application of complex physical systems, system modeling has become a crucial task in engineering and scientific research. Modelica, an object-oriented, multidisciplinary modeling language [24], is widely used across various fields [25] such as mechanical [16], electrical [17] [19], electronic [18], hydraulic [20], thermal [21], and control engineering [22] [23]. It represents system behavior through standardized mathematical equations, offering engineers a convenient and efficient tool for the secondary development of simulation models.

*Corresponding authors

To illustrate the capabilities of Modelica in simulating dynamic physical systems, we present an example in Listing 1: a simple model of a bouncing ball. This model demonstrates how the behavior of a physical object under the influence of gravity can be represented in Modelica. The ball's motion is described by a set of ordinary differential equations, where its height and velocity are updated over time based on gravitational acceleration. Additionally, the model incorporates the coefficient of restitution to simulate the elasticity of the ball during collisions with the ground. The simulation results, showing the variation in height and velocity of the bouncing ball, are depicted in Figure 1. This example effectively showcases Modelica's ability to model and simulate complex physical systems.

```

1 model BouncingBall
2   constant Real g=9.81 "Gravity constant";
3   parameter Real c=0.9 "Coefficient of restitution";
4   parameter Real radius=0.1 "Radius of the ball";
5   Real height(start=1) "Height of the ball center";
6   Real velocity(start=0) "Velocity of the ball";
7 equation
8   der(height) = velocity;
9   der(velocity) = -g;
10  when height<=radius then
11    reinit(velocity, -c*pre(velocity));
12  end when;
13 end BouncingBall;

```

Listing 1: A Simple Model of a Bouncing Ball.

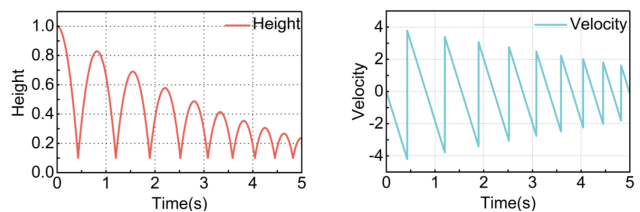


Figure 1: The Simulation Curve of Height and Velocity Variation of Bouncing Ball.

Despite its versatility and widespread adoption, effectively leveraging Modelica for complex system modeling is challenging. Creating and optimizing Modelica models often demands extensive domain expertise and considerable time, leading to a cumbersome and error-prone process. In recent years, the rapid development of large language models (LLMs) in code generation and software engineering has opened up new possibilities for automating the Modelica modeling process. Currently, many LLMs have demonstrated

powerful capabilities in code generation, such as OpenAI's Codex [32] and Meta's CodeLlama [33]. These Code LLMs, trained on extensive code corpora, demonstrate remarkable capabilities in code understanding and generation, enabling users to efficiently generate, optimize, and validate complex task descriptions. By leveraging advanced natural language understanding and code generation techniques, these LLMs empower researchers and engineers not only to improve modeling efficiency and reduce errors but also to bridge the gap between domain expertise and automated modeling, thereby fostering interdisciplinary collaboration and accelerating innovation.

However, the exploration of LLMs in the field of system modeling remains relatively limited. While several studies have empirically analyzed the automatic generation of Unified Modeling Language (UML) [35] [36], research on the generation of other modeling languages, such as Modelica, is more scarce. Considering the central role of Modelica in representing complex physical systems, we investigate the potential of LLMs for the generation of Modelica models, hereafter referred to as "Modelica code" to avoid ambiguity. To enable a systematic evaluation, we constructed benchmark datasets specifically designed for assessing the generation of Modelica component models (hereafter referred to as components) and test cases. Our evaluation of various LLMs reveals significant limitations in their ability to generate Modelica code, as the produced code often fails to simulate successfully.

To address these challenges, we propose ModiGen, a specialized workflow for improving Modelica component and test case generation. By integrating supervised fine-tuning, graph retrieval-augmented generation (GraphRAG), and feedback optimization, ModiGen significantly enhances LLMs' performance in Modelica code generation tasks. The workflow follows a three-stage architecture. In the first stage, a data preprocessing module standardizes the collected Modelica code and prepares it for supervised fine-tuning, which improves the model's adaptability to Modelica generation tasks. The second stage integrates prompt-based generation with a graph retrieval augmentation module, enhancing the contextual awareness of the generated code. In the final stage, the generated Modelica code undergoes evaluation and validation, with feedback optimization enabling iterative refinement if necessary.

Following this workflow, our evaluation results demonstrate significant improvements in Modelica code generation. Fine-tuning enhances the model's adaptability to domain-specific tasks, while GraphRAG effectively improves physical consistency and contextual accuracy. Additionally, feedback optimization plays a crucial role in refining generated models, reducing syntax errors and improving simulation success rates. Comparative evaluations with various LLMs reveal that ModiGen outperforms baseline models in both syntactic correctness and functional accuracy, leading to a substantial increase in successfully executable Modelica code. Specifically, the maximum improvements in pass@1 for the component and test case generation tasks were 0.3349 and 0.2457, respectively. The highest observed pass@1 scores reached 0.5558 and 0.7701, surpassing the initial performance of proprietary LLMs (GPT-4o and Claude-3).

This research advances intelligence and automation throughout the entire system modeling process, opening new avenues for engineering practices and enhancing the performance and reliability of industrial applications in system simulation and process control.

In summary, this paper makes the following key contributions:

- We constructed benchmark datasets specifically designed to evaluate the performance of LLMs in generating Modelica components and test cases.
- We conducted a comprehensive evaluation of various LLMs, identifying critical limitations in their ability to generate simulatable and accurate Modelica codes.
- We introduced a specialized workflow to enhance the accuracy, physical consistency, and reliability of Modelica code generation, achieving significant performance gains validated through experimental evaluation.

2 Tasks and Benchmarks

In this section, we first outline the two primary research tasks aimed at enhancing the modeling process with LLMs. Then, we introduce the benchmark datasets used for performance evaluation, which correspond to these two research tasks.

2.1 Research Tasks

This study systematically evaluates the generative capabilities of LLMs for Modelica modeling by addressing two research tasks: **component generation** and **test case generation**. Leveraging LLMs generation to Modelica code generation not only improves modeling efficiency and reliability but also accelerates the development of intelligent modeling tools. A detailed description of each task is provided as follows, outlining the objectives and design methodology of them.

Task 1: Component Generation. The first task focuses on generating Modelica components that meet specific design requirements, thereby improving the efficiency and accuracy of system modeling. Accurate components are fundamental to constructing complex system models in Modelica. However, their manual creation is both time-consuming and requires specialized expertise. This task explores the potential of LLMs to automate the generation of such components, addressing challenges such as low modeling efficiency and the dispersion of learning resources.

Task 2: Test Case Generation. The second task aims to automate the generation of test cases for existing Modelica components, enhancing testing efficiency and reliability. As the Modelica library continues to expand, model testing has become increasingly critical for ensuring the correct behavior and functionality of individual components within larger systems. Effective testing helps detect errors early in the development process, thereby improving overall model quality and reliability. This research task focuses on generating test cases that encompass a diverse range of scenarios, aiming to establish a more efficient and robust testing framework for supporting engineering design and system simulation.

2.2 Benchmark Datasets

However, there is no universally accepted benchmark or standardized dataset for evaluating Modelica code generation. Fortunately, the Modelica ecosystem offers extensive resources to support model

development. The Modelica Association maintains the Modelica Standard Library (MSL) [26], a comprehensive collection of component models across multiple engineering domains. Beyond MSL, various open-source and commercial libraries [27] cover diverse applications, including architectural modeling [28], biochemical systems [29], and UAVs [30], enabling efficient model construction and analysis. Additionally, Modelica defines specialized component classes such as `model`, `function`, `connector`, and `block` [3], facilitating structured, reusable, and maintainable modeling practices.

To bridge this research gap, we construct a benchmark specifically designed to evaluate the capability of LLMs in generating Modelica components and test cases. This benchmark provides standardized evaluation criteria, enabling a systematic analysis of LLMs' performance across different generation tasks. Our benchmark datasets are derived from available components within these libraries. To narrow the focus of the current code generation task to a specific domain, we selected six representative libraries from the available options: the Modelica Standard Library [9], Automation of Energy System [10], IDEAS [11], Industrial Control Systems [12], PowerGrids [13], and Modelica By Example [14]. The two benchmark datasets are detailed below.

Component Dataset: The component dataset consists of **129 components** selected from the six aforementioned libraries. These components encompass a diverse range of types and complexities, serving as the foundation for evaluating the performance of generated code. The dataset includes 94 components of `model` type, 13 components of `function` type, 21 components of `block` type, and 1 component of `class` type, showcasing the flexibility and modularity of Modelica. The components span multiple domains, including mathematics, control systems, electrical engineering, biology, and thermodynamics, demonstrating their versatility across diverse engineering and scientific disciplines. Furthermore, the dataset incorporates a variety of parameter types, such as continuous, discrete, integer, and real values, ensuring comprehensive coverage of real-world modeling scenarios. To facilitate automated code generation, we performed a systematic processing pipeline on these components.

First, we traversed the `.mo` files and extracted each component content, constructing an initial structured dataset for subsequent analysis. During this extraction process, it was essential to preserve all pertinent component attributes, including file locations, the associated Modelica version, and other critical metadata.

Next, we cleaned the extracted component content using string matching and regular expressions, removing non-coding characters, redundant spaces, unnecessary line breaks, and complex annotations to improve readability and clarify the component structure.

Subsequently, we enriched the component data by incorporating metadata such as the Modelica version, detailed component descriptions, relevant documentation, and source information reflecting the organizational hierarchy. The processed data was then standardized into a unified format: `{"modelica version": "", "description": "", "documentation": "", "model": "", "source": ""}`.

Finally, we utilized the GPT-4 API to generate structured prompts for each component. Detailed instructions templates used in this process are provided here.¹

Tested Component Dataset: The tested component dataset comprises **127 components**, also sourced from the six aforementioned libraries. This dataset includes 104 `model` type, 18 components of `function` type, 4 components of `block` type, and 1 component of `partial model` type. To systematically generate test cases for these components, we first manually designed an exemplary test case prompt for one representative component, as detailed in the following footnote.² This initial prompt served as a template for automatically generating prompts for the remaining components using the GPT-4 API. Each generated prompt adheres to a standardized one-shot format, explicitly incorporating key information such as the component's description. The resulting test cases encompass typical usage scenarios, boundary conditions, and extreme cases, thereby ensuring robustness and comprehensiveness during the evaluation process.

The component dataset and the test component dataset have been organized into a benchmark suite for Modelica. All test prompts have been thoroughly reviewed and refined by domain experts to ensure accuracy and relevance. We plan to open-source these datasets on relevant platforms to provide standardized resources that support research and development in Modelica modeling and test case generation.

3 Metrics and Baseline Evaluation

In this section, we evaluate the performance of LLMs on the aforementioned tasks using benchmark datasets. We first introduce the metrics used to assess the generated results, followed by an evaluation and analysis of the baseline performance.

3.1 Evaluation Metrics

To evaluate the performance of LLMs in generating Modelica components and test cases, we designed a comprehensive evaluation framework and established suitable metrics. Both the component dataset and the tested component dataset consist of Modelica code. The primary objective is to assess whether the generated code meets the required syntactic and functional correctness.

The Modelica code validation process follows these steps: First, a widely-used Modelica tool is selected, such as OpenModelica [15] to support compilation and simulation of the generated code. The code is then passed through the validation module, which consists of four key steps: **load validation**, **checking validation**, **simulation validation**, and **functional validation**. The first three of these validation steps are automated using the OMPython interface in OpenModelica [1].

- **Load validation** verifies the generated code conforms to the basic syntax and structure of Modelica.
- **Checking validation** inspects the code for errors such as incorrect parameter types, omission of component invocation, or violations of Modelica's structural constraints.
- **Simulation validation** ensures that the code can execute simulations successfully, without issues such as uninitialized

¹Instruction Templates.

²Exemplary Test Case Prompt.

Table 1: Performance of LLMs on the Two Modelica Generation Tasks

Model	Component Generation				Test Case Generation			
	$pass_s@1$	$pass_s@scenario$	$pass_f@1$	$pass_f@scenario$	$pass_s@1$	$pass_s@scenario$	$pass_f@1$	$pass_f@scenario$
DeepSeekCoder-7B	0.2550*	0.4503	0.1876*	0.3264*	0.4898*	0.7008*	0.4583*	0.6693*
StarCoder2-7B	0.1233	0.3194	0.0915	0.2177	0.3386	0.6378	0.3118	0.5906
StarCoder2-15B	0.3078	0.6053	0.2101	0.4293	0.4551	0.7165	0.3780	0.6378
CodeLlama-7B	0.2008	0.4537*	0.1357	0.3085	0.3528	0.6850	0.3228	0.6220
CodeLlama-13B	0.2473	0.4858	0.1946	0.3742	0.3953	0.7795	0.3386	0.6772
CodeLlama-34B	0.2884	0.5261	0.2310	0.4315	0.4772	0.8268	0.4299	0.7795
GPT-4o	0.4628	0.6382	0.3752	0.5390	0.6866	0.7874	0.6567	0.7480
Claude-3	<u>0.5473</u>	<u>0.7270</u>	<u>0.4395</u>	<u>0.5921</u>	<u>0.7780</u>	<u>0.9449</u>	<u>0.7039</u>	<u>0.8819</u>

variables, cyclic dependencies, or inconsistent equation systems. Certain components, such as function and partial model, are exempt from this step. For function type components, an appropriate use case is selected for simulation validation.

- **Functional validation** compares the simulation outputs of the generated code against a predefined benchmark. If the mean square error (MSE) between the outputs falls within an acceptable range—accounting for transient behavior and physical consistency—the code is considered to have passed functional validation.

If the generated code fails at any stage, it is considered non-compliant with the prompt requirements. This evaluation pipeline is fully automated, providing a robust and efficient framework for validating generated code. As a result, the generated components and test cases undergo a rigorous validation process to ensure compliance with both syntactic and functional requirements.

A widely adopted evaluation metric for LLM-based generation tasks is $pass@k$ [32], which measures the proportion of generated code that successfully passes a predefined set of validation tests. In this research, our metrics include the proportion of generated code that passes simulation tests ($pass_s@k$) and the proportion that passes functional tests ($pass_f@k$). Specifically, code passing simulation tests meet Modelica’s requirements for syntax and structure, which can be validated through importing, syntax checking, and simulation runs. Additionally, code passing functional tests further ensures the correctness of their functional logic, as verified by the functional validation module.

It is important to note that the component generation task is inherently more complex than the test case generation task, and requires a higher level of modeling capability in integrating syntax, logic, and multi-domain knowledge. Therefore, for the test case generation task, we use $pass@1$ and $pass@scenario$ (where $scenario = 5$) as evaluation metrics; for the component generation task, $pass@1$ and $pass@scenario$ (where $scenario = 8$) are used to better align with the evaluation needs of each task.

3.2 Evaluation of Baseline

We conduct experiments on the two research tasks outlined in Section 2.1, with a particular emphasis on evaluating the performance of LLMs in generating modeling languages. We employ a selection of LLMs, including DeepSeek-Coder (deepseek-coder-7b-instruct-v1.5) [45], StarCoder2 (7B and 15B) [34], and CodeLlama-Instruct (7B, 13B, and 34B) [33], as well as proprietary models like GPT-4o [7] and Claude-3 (claude-3-5-sonnet-20240620) [8]. These models

were chosen to represent a diverse range of LLMs, varying in size and architecture.

Hyperparameter Settings: We set $temperature(t) = 0.3$ for component generation to ensure stability and precision, and $t = 0.7$ for test case generation to promote diversity and explore a broader range of scenarios. The top_k value is set to 10 for both tasks.

Table 1 presents the performance results of LLMs in both the Modelica component generation and test case generation tasks. As shown in Table 1. The functional tests impose stricter constraints on code logic and behavior, resulting in a lower pass rate, but they provide a more comprehensive evaluation of the generated code’s practical applicability. The results demonstrate that all evaluated language models exhibit capabilities in Modelica code generation. Proprietary models outperformed open-source models in both tasks. Of course, this advantage can be partly attributed to their larger parameter scales. Among them, Claude-3 achieved the highest pass rate, demonstrating the best performance. StarCoder2-7B exhibited weaker performance in both tasks, indicating that the LLM may have certain limitations in handling complex tasks. Furthermore, taking the CodeLlama and StarCoder series as examples, increasing the number of parameters significantly improves performance in both tasks, with larger models outperforming smaller ones in pass rate. This further supports the trend that large-scale language models have clear advantages in complex tasks. Among the three LLMs with similar parameter sizes (7B), DeepSeek-Coder outperforms the others.

However, directly prompting LLMs for Modelica code generation proves inadequate, as they often lack domain-specific knowledge and struggle with maintaining physical consistency and syntactic correctness. This underscores the necessity of further enhancement strategies to improve their adaptability and reliability in system modeling tasks.

4 Design of ModiGen

To enhance the performance of LLMs in generating Modelica code, this study introduces a general workflow that integrates three strategic approaches. These strategies are designed to improve syntactic accuracy, structural integrity, and physical function consistency, ensuring that the generated code complies with the specific requirements of the Modelica language. By targeting various aspects of the generation process, the strategies not only improve the overall quality of the generated code but also enhance the LLM’s adaptability and robustness across diverse tasks. The proposed workflow provides a systematic framework to effectively apply the enhancement strategies. The detailed workflow and individual enhancement strategies are described in the following sections.

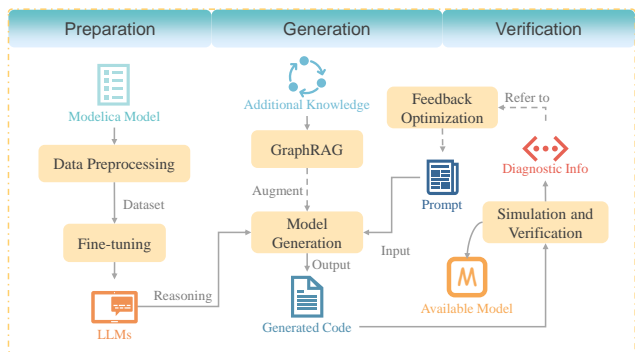


Figure 2: Overview of the Modelica Code Generation Workflow Architecture.

4.1 Workflow

Overall, we propose ModiGen, an innovative workflow for Modelica test case and component generation, designed to automate and facilitate complex modeling tasks across various domains. The workflow architecture illustrated in Figure 2 consists of three main stages: (1) data preprocessing and fine-tuning, (2) code generation enhanced by GraphRAG, and (3) validation with feedback optimization. In the first stage, ModiGen preprocesses collected Modelica code into a standardized format, preparing it for subsequent fine-tuning. In the second stage, the fine-tuned LLM collaborates with the GraphRAG module to generate Modelica code based on provided prompts. Finally, in the third stage, the generated code undergoes rigorous simulation and validation, which includes syntax and functionality validation. If validation fails, iterative optimization based on feedback is performed to refine the code. Once successfully validated, the code can be utilized for functional testing or further modeling tasks. To facilitate further research, we have made our source code publicly available.³

4.2 Fine-tuning

To enhance the performance of LLMs in generating Modelica code, ModiGen adopts a targeted fine-tuning approach to better adapt the models to the syntactic and structural characteristics of Modelica.

Data Preparation: To effectively leverage LLMs for advancing Modelica applications, it is essential to prepare a substantial corpus of Modelica code datasets for fine-tuning. Despite the extensive libraries accumulated by the Modelica community and commercial organizations, these repositories remain decentralized, lacking systematic organization and structured data extraction. Thus, a standardized approach to data annotation and conversion is necessary to ensure systematic organization and extraction of Modelica code datasets, improving their quality, accessibility, and usability.

To bridge this gap, we collected data from 44 open-source and commercial Modelica libraries, each containing a wide range of component types from diverse scientific and engineering fields.

The core task of the data preprocessing phase is to convert raw Modelica files into a machine-readable format. We first process the .mo files of these libraries using the methods described in Section 2.2, including content extraction, data cleaning, and formatting. A

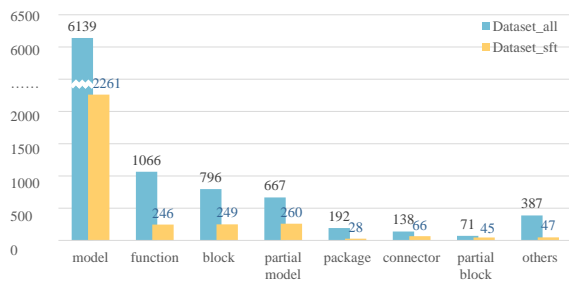


Figure 3: The Distribution of Structural Types within the Datasets.

data filtering step is then applied to remove samples that do not meet predefined criteria. The cleaning process includes:

- Removing code lacking description and documentation fields to ensure that each code includes essential functional information;
- Filtering out code exceeding a predefined size threshold to prevent excessive complexity from hindering analysis;
- Excluding non-modeling code that lacks actual component data, including, but not limited to, "UserGuide" and "Icon" files, which typically contain usage instructions or graphical representations rather than modeling information.

After completing these steps, *Dataset_all* was created, ensuring consistency and structured formatting for subsequent data processing and modeling analysis.

To improve the accuracy of LLMs in Modelica generation tasks, we performed supervised fine-tuning. This process is critical since precise instruction are essential for activating the adaptation of LLMs to specific domains. The Modelica code, descriptions, parameters, and documentation from *Dataset_all* were batch-processed using the GPT-4-turbo API to generate customized prompts. The instruction templates in Section 2.2 were employed, with modifications tailored specifically to fine-tuning data and corresponding keywords.

Based on the code from the six libraries referenced in Section 2.2, we formatted the generated prompts along with the corresponding code to create the instruction-supervised dataset, *Dataset_sft*. The dataset follows this format: `"{"instruction": "", "query (prompt)": "", "response(model)": ""}"`.

After preprocessing and de-duplication, *Dataset_all* includes 9,456 Modelica instances, while *Dataset_sft* comprises 3,202 instances. Figure 3 illustrates the distribution of different structural types in *Dataset_all* and *Dataset_sft*, providing insights into their structure and diversity.

LLMs and Method: For fine-tuning, We select the representative **open-source** LLMs as in baseline evaluation. These LLMs, with their extensive pre-training knowledge and robust code generation capabilities, provide a solid foundation for Modelica code generation.

To efficiently adapt these LLMs to the Modelica domain, we employ the Parameter Efficient Fine-Tuning (PEFT) technique, LoRA [54], which reduces computational overhead and eliminates the

³<https://anonymous.4open.science/r/ModiGen-D87D/README.md>

need for large-scale retraining by applying low-rank decomposition to LLMs parameters. This method significantly enhances fine-tuning efficiency.

During fine-tuning, we adjust several critical hyperparameters to optimize performance within the Modelica domain. Specifically, the initial learning rate is set at $5e-4$, and the batch size is configured to 1 per device to optimize computational resource management. The training is restricted to 10 epochs to mitigate the risk of overfitting while ensuring sufficient exposure to the learning process. Additionally, a cosine learning rate scheduler is employed to dynamically adjust the learning rate, promoting better LLMs convergence and potentially enhancing generalization capabilities across various modeling tasks. These parameters are chosen for their impact on training efficiency, ensuring optimal fine-tuning and adaptation to the Modelica domain while balancing resource utilization.

The fine-tuning process consists of two stages. First, unsupervised fine-tuning is performed on $Dataset_{all}$. This step enables the LLM to better grasp Modelica's syntax, structure, and usage patterns by leveraging rich contextual and domain-specific information, thereby improving its generalization ability. Subsequently, instruction-supervised fine-tuning is conducted using $Dataset_{sft}$, which consists of structured prompts paired with corresponding code. This step refines the LLM's ability to generate Modelica code under specific task constraints.

Through this fine-tuning strategy, the LLM gains a deeper understanding of Modelica's object-oriented and component-based structure, enabling it to generate high-quality code that adheres to the domain's specific requirements.

4.3 GraphRAG

To enhance knowledge-intensive tasks and effectively leverage external knowledge graphs, we employ Graph Retrieval-Augmented Generation (GraphRAG) in Modelica code generation. This approach integrates graph-based structures with retrieval-augmented generation (RAG) methods, enabling generative models to retrieve and utilize structured information from a graph in real time.

Given the non-causal, equation-based nature of the Modelica language, along with its object-oriented design and support for multi-domain modeling, capturing and applying structured domain knowledge is essential for improving code quality and accuracy. Modelica encompasses a vast body of knowledge spanning multiple engineering disciplines. Traditional fine-tuning approaches often struggle to comprehensively encode this knowledge, particularly when dealing with domain-specific literature, technical documentation, and case studies. Effectively incorporating this external knowledge into the code-generation process presents a significant challenge. Inspired by recent advances in integrating graph structures with LLMs [57, 58], we employ GraphRAG to enhance structured knowledge retrieval and dependency resolution, ensuring that the generated Modelica code adheres to domain constraints and accurately reflects cross-domain interactions.

We construct a domain-specific **Property Graph** tailored to our task. This graph structure is designed to encode the syntactic and semantic relationships inherent in Modelica code, enabling more effective retrieval of relevant knowledge during code generation.

To further illustrate the dependency relationships in Modelica modeling, as well as the nodes, attributes, and edges constructed

in our property graph, we present a simple case in Listing 2. This example serves as a test case for "RealType.Great" from the IndustrialControlSystems library, designed to perform real-number comparisons. To simulate this case, three components must be *instantiated*, which is shown in lines 2-3. These components are *instantiated* and *connected* through the connect statements, establishing dependency relationships that enable real-time comparison of sine and cosine signal sizes.

To systematically represent these dependencies, we construct a property graph for this case, where components, signals, and parameters are modeled as nodes, and their interactions as edges, as shown in Figure 4. By structuring the Modelica code in this manner, the property graph provides a structured representation that facilitates dependency resolution.

To construct the property graph, we define a set of node types, including connectors, equations, parameters, and interfaces, as well as edge types, such as extension, connection, and invocation, to represent the intricate interconnections within a Modelica code. These nodes and edges are systematically structured to capture Modelica's hierarchical and modular nature, ensuring that the constructed property graph effectively represents the correlations between Modelica objects and their functional dependencies. We utilize the component-related information from $Dataset_{sft}$ as the reference corpus to construct a **Property Graph Index**. This corpus comprises a diverse collection of technical documents from various Modelica libraries, along with detailed descriptions and underlying principles of components.

```

1 model Test_RealGreat
2   IndustrialControlSystems.Logical.Comparisons.RealType
3     .Great great(Ts=0.001,eps=0.01);
4   Modelica.Blocks.Sources.Sine sine(f=1, amplitude=1);
5   Modelica.Blocks.Sources.Cosine cosine(f=1, amplitude=
6     1, phase=1.57);
7   Boolean y;
8 equation
9   connect(great.u1, sine.y);
10  connect(great.u2, cosine.y);
11  y=great.y;
12 end Test_RealGreat;

```

Listing 2: A Case to Illustrate Dependency Relationship.

```

Test_RealGreat {type: "Model", category: "TestCase"}
├─ [INSTANTIATES] → great {type: "IndustrialControlSystems....Great"}
│   ├── [HAS_INPUT] → great.u1 {type: "Real"}
│   ├── [HAS_INPUT] → great.u2 {type: "Real"}
│   └── [HAS_OUTPUT] → great.y {type: "Boolean"}
├─ [INSTANTIATES] → sine {type: "Modelica.Blocks.Sources.Sine"}
│   └── [HAS_OUTPUT] → sine.y {type: "Real"}
├─ [HAS_PARAMETER] → {f, amplitude, phase, ...} {type: "Real"}
├─ [INSTANTIATES] → cosine {type: "Modelica.Blocks.Sources.Cosine"}
│   ├── [HAS_OUTPUT] → cosine.y {type: "Real"}
│   └── [HAS_PARAMETER] → {f, amplitude, phase, ...} {type: "Real"}
├─ [CONNECTED_TO {mode: "continuous"}] → great.u1 ↔ sine.y
├─ [CONNECTED_TO {mode: "continuous"}] → great.u2 ↔ cosine.y
├─ [HAS_PARAMETER] → y {type: "Boolean"}
└─ [ASSIGNS {depends_on: ["great.u1", "great.u2"]} → y ← great.y

```

Figure 4: Property Graph Representation of Test_RealGreat Model.

During code generation, we employ GraphRAG to dynamically retrieve relevant dependencies from the prebuilt index. As the LLM

generates new Modelica code, it queries the index for existing component definitions, interface constraints, and equation formulations, ensuring consistency with established physical laws and modeling conventions. The retrieved knowledge is incorporated into the prompt, guiding the generation process toward more accurate and reliable Modelica code generation.

By leveraging GraphRAG, we seamlessly integrate structured knowledge into the Modelica code generation process. This enables the LLM to retrieve and apply relevant dependencies, improving its ability to handle complex equations and multi-domain interactions.

4.4 Feedback Optimization

Generating valid and executable Modelica code using LLMs presents challenges due to syntax errors, missing dependencies, and logical inconsistencies. Ensuring correctness requires not only high-quality initial generation but also an effective mechanism for refining the code based on validation results. A major goal of this study is to develop a feedback optimization strategy that systematically improves the generated Modelica code by identifying and addressing errors through iterative feedback loops. Existing research, such as OpenCodeInterpreter [56] and RLTF [55], has shown that feedback-driven optimization and reinforcement learning with test feedback can enhance code quality through dynamic refinement. These approaches rely on verifying the correspondence between the generated code and its execution results, using feedback from simulation or compilation environments to guide improvements.

In this study, we introduce a feedback optimization strategy designed to automate the refinement process through code validation and iterative feedback loops. Initially, before loading the test Modelica code into the simulation environment, we first load the libraries containing the components it depends on. This step ensures that all dependencies are correctly resolved to prevent any errors during subsequent validations. Once the environment is prepared, the Modelica code is imported for detailed validation. The specific steps for code validation are outlined in Section 3.1.

If any step fails during validation, it indicates that the generated code does not meet the requirements specified in the prompt. During the phases of loading, checking, and simulation, any validation failures trigger compiler-generated error messages. These messages, along with the original prompt, are fed back into the LLMs to guide the corrective revisions of the Modelica code. If the code fails functional verification, feedback is provided indicating that *"The current simulation results do not match the expected values!"* This process forms an iterative feedback loop that continues until the code is both valid and compliant with specifications. A flowchart in Figure 5 visually represents the Modelica code generation and feedback optimization strategy.

By incorporating feedback mechanism, ModiGen not only enhances the accuracy and reliability of the generated Modelica code but also enables continuous optimization of the generation process.

5 Comprehensive Evaluation

We formulated four research questions (RQs) to systematically evaluate the performance of LLMs in generating Modelica models:

RQ1: To what extent does our proposed workflow improve LLM generation performance compared to the baseline?

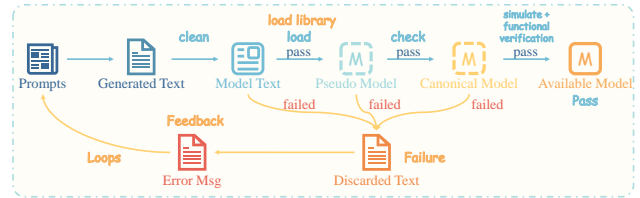


Figure 5: The Flowchart of Modelica Code Generation and Feedback Optimization Strategy.

RQ2: How do different enhancement strategies individually impact the quality of generated Modelica code?

The performance evaluation of existing LLMs on Modelica component and test case generation tasks has been comprehensively covered in the baseline analysis, detailed in Section 3.2. In this section, we focus primarily on answering RQ1 and RQ2 through comprehensive empirical analyses, providing further insights into the effectiveness of our proposed approaches and strategies.

5.1 Evaluation of Workflow

In response to RQ1, we conducted a series of experiments to systematically evaluate the effectiveness of our proposed workflow for Modelica code generation, focusing on component and test case generation tasks. We quantified the overall performance improvements by comparing the application of the workflow to the baseline, specifically measuring the $pass_f@k$ metrics to demonstrate how the complete workflow enhances Modelica code generations.

Table 2 presents the enhanced performance of LLMs on the two Modelica generation tasks using our proposed workflow, reporting $pass_f@1$ and $pass_f@scenario$ metrics along with their improvements over the baseline. Notably, the proprietary LLMs skipped the fine-tuning module, relying solely on the other enhancement strategies, as their closed-source nature prevents direct access to LLMs weights for fine-tuning. Among the evaluated models, CodeLlama-34B demonstrates the best performance in both metrics for the component generation task, outperforming even the proprietary models GPT-4o and Claude-3 in this specific task. For the test case generation task, StarCoder2-15B achieves the highest $pass_f@scenario$ score, while Claude-3 outperforms all other models in $pass_f@1$. Regarding $\Delta pass_f@k$, in the component generation task, CodeLlama-7B exhibits the greatest improvement in $\Delta pass_f@1$, whereas CodeLlama-34B achieves the highest gain in $\Delta pass_f@scenario$. For the test case generation task, StarCoder2-15B exhibits the most significant improvement in both metrics.

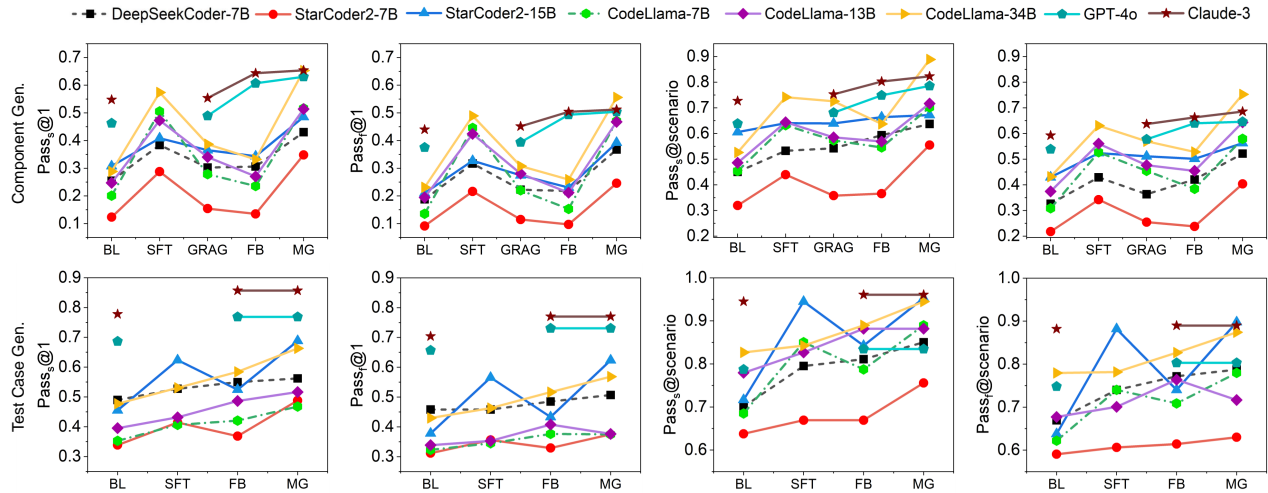
5.2 Evaluation of Enhancement Strategies

To address RQ2, we further analyze the effectiveness of our proposed enhancement strategies. We evaluate the individual and combined contributions of supervised fine-tuning, GraphRAG, and feedback optimization. Figure 6 provides a visual representation of these performance improvements, illustrating the relative impact of each strategy and their combined effect on Modelica code generation. The following sections present a detailed analysis, examining their respective contributions to overall performance.

5.2.1 Fine-tuning. We fine-tuned the selected open-source LLMs on domain-specific data (denoted as SFT in Figure 6) to enhance

Table 2: Enhanced Performance of LLMs on the Two Modelica Generation Tasks

Model	Component Generation				Test Case Generation			
	$pass_f@1$	$\Delta pass_f@1$	$pass_f@scenario$	$\Delta pass_f@scenario$	$pass_f@1$	$\Delta pass_f@1$	$pass_f@scenario$	$\Delta pass_f@scenario$
DeepSeekCoder-7B	0.3674	+0.1798	0.5216	+0.1952	0.5070	+0.0487	0.7874	+0.1181
StarCoder2-7B	0.2457	+0.1543	0.4036	+0.1859	0.3748	+0.0630	0.6299	+0.0394
StarCoder2-15B	0.3922	+0.1822	0.5625	+0.1332	0.6236	+0.2457*	<u>0.8976</u>	+0.2598*
CodeLlama-7B	0.4705	+0.3349*	0.5793	+0.2708	0.3748	+0.0520	0.7795	+0.1575
CodeLlama-13B	0.4674	+0.2729	0.6434	+0.2693	0.3764	+0.0378	0.7165	+0.0393
CodeLlama-34B	0.5558	+0.3248	<u>0.7525</u>	+0.3209*	0.5685	+0.1386	0.8740	+0.0945
GPT-4o	0.5039	+0.1287	0.6458	+0.1068	0.7307	+0.0740	0.8031	+0.0551
Claude-3	0.5116	+0.0721	0.6854	+0.0933	<u>0.7701</u>	+0.0661	0.8898	+0.0079

**Figure 6: Effectiveness of Enhancement Strategies in Modelica Code Generation**

their adaptability to the Modelica code generation task. The results in Figure 6 show that fine-tuning improves performance across both $pass@1$ and $pass@scenario$ metrics.

In the component generation task, all models after fine-tuning exhibited significant improvements in $pass@1$ and $pass@scenario$. This indicates that fine-tuning effectively expands the coverage of generated outputs while substantially enhancing the models' ability to handle complex scenarios.

In the test case generation task, fine-tuning also resulted in notable improvements across both metrics, though the gains were more moderate compared to component generation. This trend aligns with the performance observed in the component generation task, suggesting that domain-specific fine-tuning remains stable and generalizable across different Modelica modeling tasks.

Furthermore, while larger models generally achieve better performance, the benefits of fine-tuning do not scale proportionally with the number of parameters. This may be due to limitations in the benchmark dataset, which might not fully leverage the potential of larger models in terms of coverage and diversity.

5.2.2 GraphRAG. We exclusively apply the GraphRAG mechanism (denoted as GRAG in Figure 6) to the **component generation task** due to its adeptness at handling complex dependencies. GraphRAG significantly enhances the LLM's ability to discern structural relationships within component generation tasks, which often involve intricate cross-module dependencies. It achieves this by leveraging comprehensive retrieval information and semantic associations to improve understanding and execution. In test case generation,

where dependencies are relatively simple, a hard-coded approach is preferred. Specifically, component dependency information (the structural details that the component simulation needs to "extend") is directly incorporated into the prompt and provided to the LLMs to achieve better results.

The results presented in Figure 6 demonstrate substantial improvements in both $pass@1$ and $pass@scenario$ metrics after applying GraphRAG. Additionally, a comparison of the improvements in $pass_s@1$ and $pass_f@1$ in Table 3 reveals that, for most LLMs, the performance gains in $pass_s@1$ achieved through the GraphRAG mechanism are lower than those in $pass_f@1$. This suggests that GraphRAG has a more pronounced effect on enhancing physical consistency and adherence to modeling principles in Modelica component generation. This is likely because the retrieval-enhanced information primarily consists of technical documents containing modeling principles and physical constraints.

Additional experiments indicate that the performance of GraphRAG is significantly influenced by the quality of the structured information provided by the retrieval module. Notably, outcomes utilizing the attribute graph index consistently demonstrate superior performance compared to those using a general vector index. This observation highlights the pivotal role of GraphRAG in integrating graph-based features into the generation of modeling languages.

5.2.3 Feedback Optimization. For the generated Modelica models, we employ a feedback optimization strategy (denoted as FB in Figure 6) to progressively enhance output quality. In theory,

Table 3: Percentage Improvement of $pass@1$ of LLMs Under Different Strategies.

$pass@1 \uparrow$ (%) & Strategies	$pass_s@1 \uparrow$ (%)				$pass_f@1 \uparrow$ %			
	Feedback	GraphRAG	no-SFT	ModiGen	Feedback	GraphRAG	no-SFT	ModiGen
DeepSeekCoder-7B	16.12	18.60	39.67	95.87	20.06	18.54	41.64	68.69
StarCoder2-7B	5.93	25.42	30.51	168.64	9.43	25.16	32.08	182.39
StarCoder2-15B	9.59	30.63	43.54	86.72	11.59	18.64	32.75	57.68
CodeLlama-7B	12.57	62.29	71.43	246.86	17.37	38.61	48.26	157.14
CodeLlama-13B	8.76	44.22	56.57	140.24	9.40	37.62	49.22	107.84
CodeLlama-34B	12.08	33.22	46.64	140.60	15.05	34.14	50.81	126.34
GPT-4o	31.40	4.96	34.30	34.30	31.16	5.70	36.18	36.18
Claude-3	14.64	2.61	16.40	16.40	17.56	1.10	19.41	19.41

Note: $pass@1 \uparrow$ % represents the percentage improvement of $pass@1$ relative to the baseline performance.

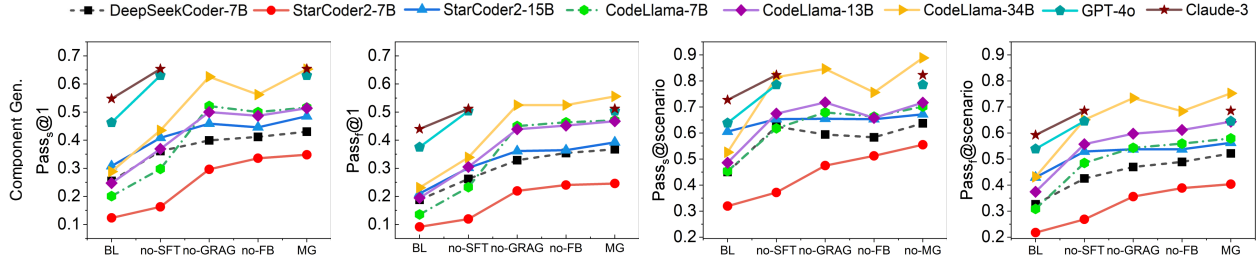


Figure 7: Contribution of Enhancement Strategies to Modelica Code Generation (Ablation Study)

multiple rounds of feedback optimization can continuously refine generation performance, with greater improvements expected as iterations increase. However, to reduce computational overhead and streamline the process, we limit our experiments to a **single round** of feedback optimization to assess its effectiveness.

The results in Figure 6 illustrate that for both generation tasks, LLMs with feedback optimization achieve substantial improvements in both $pass@1$ and $pass@scenario$ metrics, suggesting that this strategy effectively enhances syntactic accuracy and physical consistency across tasks of varying complexities.

Additionally, a comparison of $pass_s@1$ and $pass_f@1$ improvements in Table 3 shows that feedback optimization yields slightly higher percentage gains in $pass_s@1$ than in $pass_f@1$ for most LLMs. This suggests that feedback optimization primarily improves the syntactic and structural accuracy of Modelica, likely because it focuses on correcting syntax and semantic errors in non-compliant code.

Moreover, the effectiveness of this strategy is influenced not only by the initial output quality but also by the accuracy and completeness of the feedback information provided by the simulation and validation module. In our experiments, the generated feedback information is highly granular, capturing errors at the token level, including missing syntax elements such as punctuation, operators, or keywords. Furthermore, it pinpoints errors with precise line and column positioning, allowing the LLM to locate and correct issues efficiently. Such detailed feedback improves both the syntactic accuracy and the efficiency of debugging in generated Modelica code.

5.2.4 Ablation Study. We also conducted an ablation study on the component generation task by selectively removing each enhancement strategy from ModiGen to evaluate their contributions to overall generation performance. The results are presented in Figure 7.

The data reveals that the elimination of any single strategy leads to a noticeable decrease in both $pass@1$ and $pass@scenario$ metrics. Fine-tuning shows the most significant impact in particular. This emphasizes fine-tuning’s critical role in adapting the LLM to meet domain-specific demands.

Moreover, it is important to note that feedback optimization, which occurs post-generation, has its effectiveness tied to the quality of the initial output—higher initial quality constrains the scope for subsequent enhancements. Interestingly, for certain LLMs in the component generation tasks, such as DeepSeekCoder-7B, StarCoder2-15B, CodeLlama-13B, CodeLlama-34B, and Claude-3, the combined effect of combining GraphRAG with feedback optimization surpasses the sum of their individual impacts, as detailed in Table 3. This synergy suggests a complementary relationship between the two methods, whereby their integrated application more effectively boosts syntactic accuracy and domain-specific consistency in Modelica code generation. The synergy emerges from feedback optimization’s refinement of outputs through simulation feedback, coupled with GraphRAG’s ability to adeptly handle complex dependencies within the components. These findings underscore the benefits of leveraging multiple enhancement strategies to optimize code generation quality.

Overall, the ablation study confirms the indispensable nature of each strategy in enhancing Modelica code generation, with their combined application markedly enhancing the LLMs’ overall performance. The distinct advantages provided by each strategy across various task scenarios further accentuate their critical role in the generation process.

6 Discussion and Limitations

Despite the substantial performance improvements achieved through the current workflow, limitations persist in Modelica code generation. This section discusses the limitations based on evaluation results and suggests potential directions for future research.

1. Complex Dependency Management

As an object-oriented and non-causal modeling language, Modelica involves intricate multi-domain coupling relationships, presenting significant challenges for automated modeling code generation. The introduction of the GraphRAG mechanism has enhanced the model's ability to manage and retrieve dependencies, yet it still struggles to effectively capture multi-level and cross-domain interactions, particularly in systems with multi-physics domains and nonlinear couplings. This suggests that current retrieval-augmented approaches require further refinement to improve dependency modeling. Future research could focus on improving the precision of Modelica-specific property graph and optimizing graph traversal techniques to strengthen both the structured representation of dependencies and the retrieval effectiveness of GraphRAG in complex modeling tasks.

2. Limitations of the Benchmark

The benchmark datasets used in this study, while covering a range of physical domains, remain limited in diversity and scale, particularly for complex multi-physics domain modeling tasks. The constrained coverage of the current benchmark restricts its ability to comprehensively evaluate the effectiveness of fine-tuning for improving LLMs. Expanding the benchmark—especially by incorporating more representative cases from thermodynamics, fluid dynamics, and other engineering domains—could provide a more rigorous assessment of LLMs' performance and adaptability. Additionally, refining the benchmark design with more task-specific evaluations may be necessary to better capture fine-grained aspects such as prompt granularity and context sensitivity in complex modeling tasks.

3. System-Level Perspective on LLM-Based Modeling

Current generation tasks primarily focus on producing specific components or small-scale subsystems, often lacking a holistic understanding of the overall system architecture. In complex engineering applications, a system-level perspective that captures the interactions and coordination among components is crucial. However, existing LLMs tend to prioritize local details, leading to LLMs that may perform well at the component level but struggle with coherence and consistency across the system. Enhancing the system-level perspective of LLMs remains a key challenge. Future work could explore strategies such as multi-task learning, joint modeling, or hierarchical modeling to improve their ability to optimize holistically and maintain system-wide consistency. Advancements in this area could enable LLMs to generate code that not only accurately represents individual components but also aligns seamlessly with the overall system architecture.

In summary, while the proposed workflow has significantly improved Modelica code generation, challenges remain in handling complex dependencies, expanding benchmark diversity, and incorporating a global perspective for system-level modeling. Addressing these challenges through further methodological enhancements could pave the way for more advanced automated modeling systems, facilitating broader applications and driving intelligent advancements in engineering.

7 Related Works

The rapid advancements in large language models (LLMs) have significantly influenced the field of automated code generation.

Meanwhile, system modeling has become increasingly critical for designing and analyzing complex engineering systems across various domains. This section reviews key developments in three aspects: general code generation, model-based generation, and the application of Modelica in system modeling.

1. Code Generation

Recent advances in large language models (LLMs) have significantly accelerated research in code engineering [5, 6], particularly in automated code generation. The Transformer architecture [37] laid the foundation for modern LLMs with its self-attention mechanism. Codex [32], an extension of GPT-3 [39], powers GitHub Copilot, significantly enhancing code-writing efficiency. Beyond Codex, large-scale models such as CodeGen [41], AlphaCode [42], Claude 3 [43], Gemini [44], CodeLlama [33], Qwen2.5-Coder [2], and DeepSeek-Coder [45] leverage billions of parameters and extensive high-quality code corpora to push the boundaries of code generation. These advancements continue to refine the accuracy, generalization, and efficiency of automated programming.

2. Modelica and Model-Based Generation

Modelica, an equation-based, object-oriented, and non-causal modeling language, has emerged as a powerful tool for simulating multi-domain systems. Its capability to support continuous-discrete simulations and integrate multiple physical domains has facilitated its widespread adoption across diverse fields, including electric vehicles [48], hydraulic systems [49], thermodynamic systems [50], electric power systems [51], and chemical processes [52]. These applications highlight Modelica's effectiveness in modeling complex physical systems (CPS), establishing it as a fundamental tool for advancing system-level simulation and analysis.

Despite its versatility, generating Modelica code remains a challenging task, particularly for domain experts who may not be proficient in programming. This challenge aligns with broader difficulties in code generation for Low-Resource Programming Languages (LRPLs) and Domain-Specific Languages (DSLs), where limited datasets hinder the training of LLMs [46]. Addressing this limitation requires leveraging alternative data sources or employing data synthesis techniques. Gu et al. [47] investigated domain-specific code generation and found that LLMs often struggle with specialized libraries due to their limited exposure during pretraining. To mitigate this issue, they introduced DomCoder, a novel approach designed to enhance domain-specific code generation.

Beyond domain-specific languages, LLMs have also been explored for software modeling tasks. Wang et al. [36] empirically demonstrated the potential of LLMs to generate Unified Modeling Language (UML) artifacts, such as use case models, class diagrams, and sequence diagrams, while also identifying key limitations in this process. Similarly, Cámara et al. [35] analyzed the performance of LLMs, such as ChatGPT, in software modeling and highlighted challenges, including syntactic and semantic inaccuracies, response inconsistency, and scalability constraints. These studies suggest that while LLMs show promise in model-based generation, their effectiveness in generating Modelica code remains an open research question.

To address this gap, our work systematically investigates the capability of LLMs in generating Modelica code. To facilitate a comprehensive evaluation, we establish a set of benchmarks and apply a customized workflow tailored for domain-specific, physics-based

modeling to Modelica generation. Experimental results demonstrate that our workflow significantly improves generation quality, highlighting its effectiveness in LLM-assisted system modeling.

8 Conclusion

This study investigates the performance of large language models (LLMs) in generating Modelica code. To advance this research, we developed a benchmark suite for Modelica code generation that standardizes LLM evaluation across two distinct tasks and enables comprehensive performance analysis. To improve generation quality, we propose an effective enhancement workflow that integrates fine-tuning, GraphRAG, and feedback optimization. A diverse selection of open-source and proprietary models was evaluated to assess their performance. The results indicate that while LLMs can generate Modelica code with reasonable accuracy, the proposed enhancement workflow significantly improves performance. Overall, this study highlights the potential of LLMs in Modelica code generation and provides valuable insights into their capabilities and limitations in system modeling. Further research in this area could lead to the development of more advanced and flexible tools for modeling and engineering applications.

References

- [1] O. D. Team, *OMPpython: OpenModelica Python Interface*, 2025, accessed: 2025-03-15. [Online]. Available: <https://openmodelica.org/doc/OpenModelicaUsersGuide/latest/ompython.html>
- [2] B. Hui, J. Yang, Z. Cui, J. Yang, D. Liu, L. Zhang, T. Liu, J. Zhang, B. Yu, K. Dang et al., "Qwen2.5-coder technical report," *arXiv preprint arXiv:2409.12186*, 2024.
- [3] M. Association, "Modelica language," 2024, accessed: 2025-03-12. [Online]. Available: <https://modelica.org/language/>
- [4] T. Ye, W. Huang, X. Zhang, T. Ma, P. Liu, J. Yin, and W. Wang, "Llm4effi: Leveraging large language models to enhance code efficiency and correctness," 2025. [Online]. Available: <https://arxiv.org/abs/2502.18489>
- [5] T. Ye, T. Ma, X. Zhang, H. Yu, J. Yin, and W. Wang, "A problem-oriented perspective and anchor verification for code optimization," 2025. [Online]. Available: <https://arxiv.org/abs/2406.11935>
- [6] T. Ye, L. Wu, T. Ma, X. Zhang, Y. Du, P. Liu, S. Ji, and W. Wang, "Tram: A token-level retrieval-augmented mechanism for source code summarization," 2024. [Online]. Available: <https://arxiv.org/abs/2305.11074>
- [7] OpenAI, "Gpt-4o system card," 2025, accessed: 2025-03-11. [Online]. Available: <https://openai.com/index/gpt-4o-system-card/>
- [8] Anthropic, "Introducing claude 3.5 sonnet," 2025, accessed: 2025-03-11. [Online]. Available: <https://www.anthropic.com/news/claude-3-5-sonnet>
- [9] Modelica Association, "Modelica Standard Library v4.0.0," <https://github.com/modelica/ModelicaStandardLibrary/releases/tag/v4.0.0>, 2020.
- [10] LOOMS - Polimi, "Automation of Energy Systems Library," https://github.com/looms-polimi/Automation_of_Energy_Systems, 2025.
- [11] Modelica 3rd Party Community, "IDEAS Library," <https://github.com/modelica-3rdparty/IDEAS>, 2025, accessed: March 6, 2025.
- [12] —, "Industrial Control Systems Library," <https://github.com/modelica-3rdparty/IndustrialControlSystems>, 2024.
- [13] —, "PowerGrids Library," <https://github.com/modelica-3rdparty/PowerGrids>, 2024.
- [14] Michael Tiller, "Modelica By Example," <https://github.com/mtiller/ModelicaBook/tree/master/ModelicaByExample>, 2025.
- [15] P. Fritzon, A. Pop, K. Abdelhak, A. Asghar, B. Bachmann, W. Braun, D. Bouskela, R. Braun, L. Buffoni, F. Casella et al., "The openmodelica integrated environment for modeling, simulation, and model-based development." *Mic*, 2022.
- [16] H. Zhang, J. Mou, J. Li, and D. Liang, "Methodology for multi-domain coupling modeling of unmanned surface vehicle dynamics based on modelica," in *2024 8th International Conference on Electrical, Mechanical and Computer Engineering (ICEMCE)*, 2024, pp. 1839–1845.
- [17] J. Xiao, Y. Li, and X. Hu, "The multi-domain modeling and optimization of aircraft electrical system based on modelica," in *2023 IEEE 18th Conference on Industrial Electronics and Applications (ICIEA)*, 2023, pp. 1696–1701.
- [18] M. Mirz, L. Netze, and A. Monti, "A multi-level approach to power system modelica models," in *2016 IEEE 17th Workshop on Control and Modeling for Power Electronics (COMPEL)*, 2016, pp. 1–7.
- [19] M. Babaeifar, S. Barsali, and M. Ceraolo, "Simulation of sapei hvdc using modelica language," in *2023 AEIT HVDC International Conference (AEIT HVDC)*, 2023, pp. 1–6.
- [20] M. Gu, S. Wu, C. Li, Z. Jiao, and T. Yang, "Multi-discipline simulation of electro-hydrostatic actuator with modelica," in *CSAA/IET International Conference on Aircraft Utility Systems (AUS 2018)*, 2018, pp. 1499–1504.
- [21] A. Sodja and B. Zupancic, "Some aspects of thermal and radiation flows modelling in buildings using modelica," in *Tenth International Conference on Computer Modeling and Simulation (uksim 2008)*, 2008, pp. 637–642.
- [22] J. Figueiredo, V. Carvalho, J. Machado, and F. Soares, "Modelica modeling language as a tool on control engineering education: Simulation of a two-tank system," in *2014 IEEE International Conference on Teaching, Assessment and Learning for Engineering (TALE)*, 2014, pp. 6–11.
- [23] Y. Hirano, S. Inoue, and J. Ota, "Model based performance development of a future small electric vehicle using modelica," in *2015 54th Annual Conference of the Society of Instrument and Control Engineers of Japan (SICE)*, 2015, pp. 1369–1374.
- [24] P. Fritzon, "Modelica: Equation-based, object-oriented modelling of physical systems," *Foundations of Multi-Paradigm Modelling for Cyber-Physical Systems*, pp. 45–96, 2020.
- [25] M. Tiller, *Introduction to physical modeling with Modelica*. Springer Science & Business Media, 2001.
- [26] M. Association, "Modelica standard library," <https://github.com/modelica/ModelicaStandardLibrary>, 2023.
- [27] —, "Modelica libraries," <https://modelica.org/libraries/>, 2025.
- [28] M. Wetter, W. Zuo, T. S. Noudiui, and X. Pang, "Modelica Buildings library," *Journal of Building Performance Simulation*, vol. 7, no. 4, pp. 253–270, 2014. [Online]. Available: <https://doi.org/10.1080/19401493.2013.765506>
- [29] A. Pop, "Biochem library," <https://github.com/OpenModelica/BioChem>, 2023.
- [30] D. Winkler, "Dronelibrary," <https://github.com/modelica-3rdparty/Modelica-Drone-3D-FMI>, 2025.
- [31] J. Devlin, M.-W. Chang, K. Lee, and K. Toutanova, "BERT: Pre-training of deep bidirectional transformers for language understanding," in *Proceedings of the 2019 Conference of the North American Chapter of the Association for Computational Linguistics: Human Language Technologies, Volume 1 (Long and Short Papers)*, Jun. 2019, pp. 4171–4186.
- [32] M. Chen, J. Tworek, H. Jun, Q. Yuan, H. P. D. O. Pinto, J. Kaplan, H. Edwards, Y. Burda, N. Joseph, G. Brockman et al., "Evaluating large language models trained on code," *arXiv preprint arXiv:2107.03374*, 2021.
- [33] B. Roziere, J. Gehring, F. Gloeckle, S. Sootla, I. Gat, X. E. Tan, Y. Adi, J. Liu, R. Saustre, T. Remez et al., "Code llama: Open foundation models for code," *arXiv preprint arXiv:2308.12950*, 2023.
- [34] A. Lozhkov, R. Li, L. B. Allal, F. Cassano, J. Lamy-Poirier, N. Tazi, A. Tang, D. Pykhhtar, J. Liu, Y. Wei et al., "StarCoder 2 and the stack v2: The next generation," *arXiv preprint arXiv:2402.19173*, 2024.
- [35] J. Câmara, J. Troya, L. Burguenio, and A. Vallecillo, "On the assessment of generative ai in modeling tasks: an experience report with chatgpt and uml," *Software and Systems Modeling*, vol. 22, no. 3, pp. 781–793, 2023.
- [36] B. Wang, C. Wang, P. Liang, B. Li, and C. Zeng, "How llms aid in uml modeling: An exploratory study with novice analysts," in *2024 IEEE International Conference on Software Services Engineering (SSE)*, 2024, pp. 249–257.
- [37] A. Vaswani, "Attention is all you need," *Advances in Neural Information Processing Systems*, 2017.
- [38] Z. Feng, D. Guo, D. Tang, N. Duan, X. Feng, M. Gong, L. Shou, B. Qin, T. Liu, D. Jiang, and M. Zhou, "CodeBERT: A pre-trained model for programming and natural languages," in *Findings of the Association for Computational Linguistics: EMNLP 2020*, Nov. 2020, pp. 1536–1547.
- [39] T. B. Brown, B. Mann, N. Ryder, M. Subbiah, J. Kaplan, P. Dhariwal, A. Neelakantan, P. Shyam, G. Sastry, A. Askell, S. Agarwal, A. Herbert-Voss, G. Krueger, T. Henighan, R. Child, A. Ramesh, D. M. Ziegler, J. Wu, C. Winter, C. Hesse, M. Chen, E. Sigler, M. Litwin, S. Gray, B. Chess, J. Clark, C. Berner, S. McCandlish, A. Radford, I. Sutskever, and D. Amodei, "Language models are few-shot learners," in *Proceedings of the 34th International Conference on Neural Information Processing Systems*, ser. NIPS '20. Red Hook, NY, USA: Curran Associates Inc., 2020.
- [40] Y. Wang, W. Wang, S. Joty, and S. C. Hoi, "CodeT5: Identifier-aware unified pre-trained encoder-decoder models for code understanding and generation," in *Proceedings of the 2021 Conference on Empirical Methods in Natural Language Processing*, Nov. 2021, pp. 8696–8708.
- [41] E. Nijkamp, B. Pang, H. Hayashi, L. Tu, H. Wang, Y. Zhou, S. Savarese, and C. Xiong, "Codegen: An open large language model for code with multi-turn program synthesis," *arXiv preprint arXiv:2203.13474*, 2022.
- [42] Y. Li, D. Choi, J. Chung, N. Kushman, J. Schrittwieser, R. Leblond, T. Eccles, J. Keeling, F. Gimeno, A. Dal Lago et al., "Competition-level code generation with alphacode," *Science*, vol. 378, no. 6624, pp. 1092–1097, 2022.
- [43] S. Willison, "llm-claude-3," 2025. [Online]. Available: <https://github.com/simonw/llm-claude-3>
- [44] G. Team, R. Anil, S. Borgeaud, J.-B. Alayrac, J. Yu, R. Soricut, J. Schalkwyk, A. M. Dai, A. Hauth, K. Millican et al., "Gemini: a family of highly capable multimodal models," *arXiv preprint arXiv:2312.11805*, 2023.

- [45] D. Guo, Q. Zhu, D. Yang, Z. Xie, K. Dong, W. Zhang, G. Chen, X. Bi, Y. Wu, Y. Li *et al.*, "Deepseek-coder: When the large language model meets programming—the rise of code intelligence," *arXiv preprint arXiv:2401.14196*, 2024.
- [46] S. Joel, J. J. Wu, and F. H. Fard, "Survey on code generation for low resource and domain specific programming languages," *arXiv preprint arXiv:2410.03981*, 2024.
- [47] X. Gu, M. Chen, Y. Lin, Y. Hu, H. Zhang, C. Wan, Z. Wei, Y. Xu, and J. Wang, "On the effectiveness of large language models in domain-specific code generation," *ACM Transactions on Software Engineering and Methodology*, 2024.
- [48] X. Chen, J. Zhong, and F. Sha, "Research on energy consumption simulation of plug-in hybrid electric vehicle based on modelica power system modeling," in *2022 41st Chinese Control Conference (CCC)*. IEEE, 2022, pp. 5313–5320.
- [49] B. Li, W. Li, X. Zhang, J. Gao, X. Zhao, J. Wang, and C. Zhang, "Modeling and simulation of aircraft power supply system based on dymola and modelica," in *2016 International Conference on Electrical Systems for Aircraft, Railway, Ship Propulsion and Road Vehicles & International Transportation Electrification Conference (ESARS-ITEC)*. IEEE, 2016, pp. 1–6.
- [50] D. Zhou, H. Gao, W. Wang, J. Cao, W. Yang, R. Zeng, and Y. He, "Application of three-flow fusion technology based on modelica in thermal power digital twin," *IEEE Journal of Radio Frequency Identification*, vol. 6, pp. 715–723, 2022.
- [51] L. Vanfretti, W. Li, T. Bogodorova, and P. Panciatici, "Unambiguous power system dynamic modeling and simulation using modelica tools," in *2013 IEEE Power & Energy Society General Meeting*. IEEE, 2013, pp. 1–5.
- [52] M. Matejak, M. Tribula, F. Ježek, and J. Kofránek, "Free modelica library for chemical and electrochemical processes," in *11th International Modelica Conference, Versailles, France*, vol. 118, 2015, pp. 359–66.
- [53] P. Fritzsón, *Introduction to modeling and simulation of technical and physical systems with Modelica*. John Wiley & Sons, 2011.
- [54] E. J. Hu, Y. Shen, P. Wallis, Z. Allen-Zhu, Y. Li, S. Wang, L. Wang, and W. Chen, "Lora: Low-rank adaptation of large language models," *arXiv preprint arXiv:2106.09685*, 2021.
- [55] J. Liu, Y. Zhu, K. Xiao, Q. Fu, X. Han, W. Yang, and D. Ye, "Rlrf: Reinforcement learning from unit test feedback," *arXiv preprint arXiv:2307.04349*, 2023.
- [56] T. Zheng, G. Zhang, T. Shen, X. Liu, B. Y. Lin, J. Fu, W. Chen, and X. Yue, "Open-CodeInterpreter: Integrating code generation with execution and refinement," in *Findings of the Association for Computational Linguistics: ACL 2024*, Aug. 2024, pp. 12 834–12 859.
- [57] Y. Hu, Z. Lei, Z. Zhang, B. Pan, C. Ling, and L. Zhao, "Grag: Graph retrieval-augmented generation," *arXiv preprint arXiv:2405.16506*, 2024.
- [58] C. Mavromatis and G. Karypis, "Gnn-rag: Graph neural retrieval for large language model reasoning," *arXiv preprint arXiv:2405.20139*, 2024.