

# Moiré Superradiance in Cavity Quantum Electrodynamics with Quantum Atom Gas

Lu Zhou<sup>1,5,\*</sup>, Zheng-Chun Li<sup>2</sup>, Keye Zhang<sup>1</sup>, Zhihao Lan<sup>4</sup>, Alessio Celi<sup>5,†</sup> and Weiping Zhang<sup>2,3,6,7,‡</sup>

<sup>1</sup>State Key Laboratory of Precision Spectroscopy, Department of Physics, School of Physics and Electronic Science, East China Normal University, Shanghai 200241, China

<sup>2</sup>School of Physics and Astronomy, Shanghai Jiao Tong University, Shanghai 200240, China

<sup>3</sup>Tsung-Dao Lee institute, Shanghai Jiao Tong University, Shanghai 200240, China

<sup>4</sup>Department of Electronic and Electrical Engineering, University College London, Torrington Place, London WC1E 7JE, United Kingdom

<sup>5</sup>Departament de Física, Universitat Autònoma de Barcelona, E-08193 Bellaterra, Spain

<sup>6</sup>Shanghai Branch, Hefei National Laboratory, Shanghai 201315, China

<sup>7</sup>Collaborative Innovation Center of Extreme Optics, Shanxi University, Taiyuan, Shanxi 030006, China

As a novel platform for exploring exotic quantum phenomena, the moiré lattice has garnered significant interest in solid-state physics, photonics, and cold atom physics. While moiré lattices in two- and three-dimensional systems have been proposed for neutral cold atoms, the simpler one-dimensional moiré effect remains largely unexplored. We present a scheme demonstrating moiré effects in a one-dimensional cold atom-cavity coupling system, which resembles a generalized open Dicke model exhibiting superradiant phase transitions. We reveal a strong link between the phase transition critical point and the one-dimensional moiré parameter. Additionally, we derive the cavity field spectrum, connected to the dynamical structure factor, and showcase controlled atomic diffusion. This work provides a new route for testing one-dimensional moiré effects with cold atoms and open new possibility of moiré metrology.

Two-dimensional (2D) moiré lattices engineered by stacking two 2D periodic layers with a relative twisting angle have emerged as an intriguing new experimental platform in solid-state physics and optics, in which many exotic phenomena have been unraveled, including unconventional superconductivity [1–3], quantum Hall effect [4], non-Abelian gauge potentials [5], and localization [6]. As a powerful playground for quantum simulation [7], efforts are pushing forward towards implementing moiré lattice via trapping neutral cold atoms in 2D and three-dimensional optical lattices [8–13], which essentially focus on the moiré physics of flat band. Noteworthy while one-dimensional (1D) superlattice have already been implemented in cold atoms to demonstrate localization [14, 15], the 1D moiré effects in which moiré parameter would play a vital role in the system quantum properties remain largely unexplored. Whilst in the counterpart electronic and optical systems, the research on 1D moiré effects are burgeoning [16–20]. Question naturally arises on whether one can observe moiré effects in a 1D setup with cold atoms.

Here we propose a scheme to test such effects, specifically in a cold atom-cavity coupling system enabling superradiant phase transition. As sketched in Fig. 1, a cold atom gas composed of  $N$  atoms of mass  $m$  are trapped along the axis of a standing-wave optical resonator in the  $x$ -direction, and also illuminated by a laser incident from the cavity side. The driving laser is detuned far below the atomic transition, thus are scattered by the atoms into the cavity mode with a pump strength  $\varepsilon_p$ . The system can be mapped to the well-known Dicke model in quantum optics [21–23]. Upon driving the pump across a critical value, the interplay between cavity-mediated global interaction among atoms and cavity decay would bring the system into a steady state with diverging excitations, in which photons are collectively scattered into the cavity mode and the atoms self-organize themselves in the combined net potential of trapping and emerging intracavity standing-wave

potential. A lot of studies on systems of this type have been reported, both in theory [24–31] and experiment [32–36].

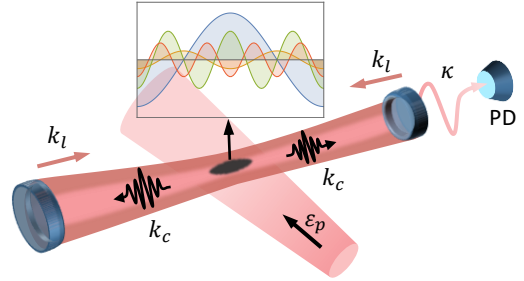


FIG. 1. Schematic diagram for dissipative phase transition in a cavity-assisted moiré lattice. Atoms are trapped by an optical lattice potential  $V_l \cos^2(k_l x)$  along the cavity axis. Atoms scatter the side pump laser  $\varepsilon_p$  into the cavity mode  $\cos(k_c x + \phi)$ . The inset shows atom self-ordering in the combined 1D moiré lattice. Cavity decay rate is  $\kappa$ .

To build the moiré lattice, we consider an additional one-dimensional (1D) optical lattice is applied on the atoms, the optical lattice potential  $V_l \cos^2(k_l x)$  is chosen incommensurate to the intracavity standing-wave mode  $\cos(k_c x + \phi)$ . Then ratio  $r = k_c/k_l$  defines the moiré ratio of a combined 1D bichromatic moiré lattice [16]. Specifically we set  $r$  as the ratio of two consecutive numbers of the Fibonacci sequence, i.e.,  $r = f_{n+1}/f_n$ . Fibonacci sequence is defined by the recursion relation  $f_{n+1} = f_{n-1} + f_n$  with  $f_0 = f_1 = 1$ , in the  $n \rightarrow \infty$  limit  $r$  approaches the golden ratio  $(\sqrt{5} + 1)/2$ . The 1D moiré lattice is quasiperiodic with a unit cell length  $L = 2\pi/k_0$ , where  $k_0$  denotes the elementary wave number with  $k_{l(c)} = f_{n(n+1)}k_0$ . Here we introduce the lowest common numerator of  $r$  as the moiré parameter  $M (= f_{n+1})$ , in the following we illustrate with three cases of  $M = 1, 3, 5$ ,

correspond to  $n = 1, 3, 4$  respectively. For simplicity we assume the relative phase  $\phi = 0$ .

The dynamics of the joint atom-cavity density operator follows from the master equation [37, 38]

$$\dot{\rho} = \frac{1}{i\hbar}[H, \rho] + \kappa(2a\rho a^\dagger - a^\dagger a\rho - \rho a^\dagger a), \quad (1)$$

where

$$\begin{aligned} H &= H_C + H_A + H_{AC}, \\ H_C/\hbar &= -\delta_c a^\dagger a, \\ H_A/\hbar &= \int dx \Psi^\dagger(x) \left[ -\frac{\hbar}{2m} \partial_x^2 + V_l \cos^2(k_l x) \right] \Psi(x), \\ H_{AC}/\hbar &= \int dx \Psi^\dagger(x) [U_0 a^\dagger a \cos^2(k_c x + \phi) \\ &\quad + \varepsilon_p (a + a^\dagger) \cos(k_c x + \phi)] \Psi(x). \end{aligned} \quad (2)$$

Here the cavity mode is described by an annihilation operator  $a$ , which subject to decay with a rate  $\kappa$ .  $\delta_c$  is the cavity-pump detuning.  $\Psi(x)$  is the atom bosonic field operator.  $U_0$  stands for the light shift per intracavity photon, in the case of frequency redshift  $U_0 < 0$ .

The atom field can be effectively expanded with a finite number of modes

$$\Psi(x) = \sqrt{\frac{1}{L}} c_0 + \sum_{n=1}^{n_c} \sqrt{\frac{2}{L}} \cos(nk_0 x) c_n, \quad (3)$$

where the  $c_{0(n)}$  are bosonic annihilation operator. We have precluded the odd parity (sine) modes by considering the parity symmetry for bosons initially in a Bose-Einstein condensate. Note that collisional atom-atom interactions can be tuned small and they only play a role in shifting the single particle dispersion [21], so we neglect collisional interactions here without affecting the main physics. A cutoff  $n_c$  is introduced due to that high energy modes are less likely to be excited. Insert (3) into (2), by evaluating the integrals within one unit cell we can obtain the Hamiltonian in a reduced subspace as

$$\begin{aligned} H/\hbar &= -\delta_c a^\dagger a + \omega_k c^\dagger \mathcal{K} c + \frac{V_l}{4} c^\dagger \mathcal{M}_{2f_n} c \\ &+ \frac{U_0}{4} a^\dagger a c^\dagger (2\mathbb{1} + \mathcal{M}_{2f_{n+1}}) c + \frac{\varepsilon_p}{2} (a + a^\dagger) c^\dagger \mathcal{M}_{f_{n+1}} c, \end{aligned} \quad (4)$$

where  $c = (c_0, c_1, \dots, c_{n_c})^T$ , the recoil frequency  $\omega_k = \hbar k_0^2/2m$ ,  $\mathbb{1}$  is the identity matrix, the matrices  $\mathcal{K}$ ,  $\mathcal{M}_{f_n}$  are given in [39]. Since in real experiment cavity mode is usually fixed, then in the following we scale the energy with  $\omega_r = \hbar k_c^2/2m = M^2 \omega_k$ . That is to say, moiré parameter is manipulated by  $k_l$ . Hamiltonian (4) typically represents an extended Dicke model, in which the quantum light field is effectively coupled to multilevel transitions of many atoms. In addition to scattering within the cavity, the externally applied lattice allows for momentum transfers among atoms, giving rise to moiré effects in atom self-ordering and superradiant phase transition as will be illustrated below.

*Mean-field solution and excitations.*— In the  $N \rightarrow \infty$  mean-field limit, the operators  $a$ ,  $c_{0(n)}$  split into

$$a = \sqrt{N} \alpha + \delta a, \quad c_{0(n)} = e^{-i\mu t} \left[ \sqrt{N} \psi_{0(n)} + \delta c_{0(n)} \right], \quad (5)$$

where  $\alpha$ ,  $\psi_{0(n)}$  are scaled steady state expectations with  $\delta a$ ,  $\delta c_{0(n)}$  characterize the corresponding quantum fluctuations,  $\mu$  is the chemical potential. By solving stationary equations [39], the cavity field amplitude  $|\alpha|$  are plotted in Fig. 2 versus the scaled pumping strength  $\eta = \sqrt{N} \varepsilon_p$ .

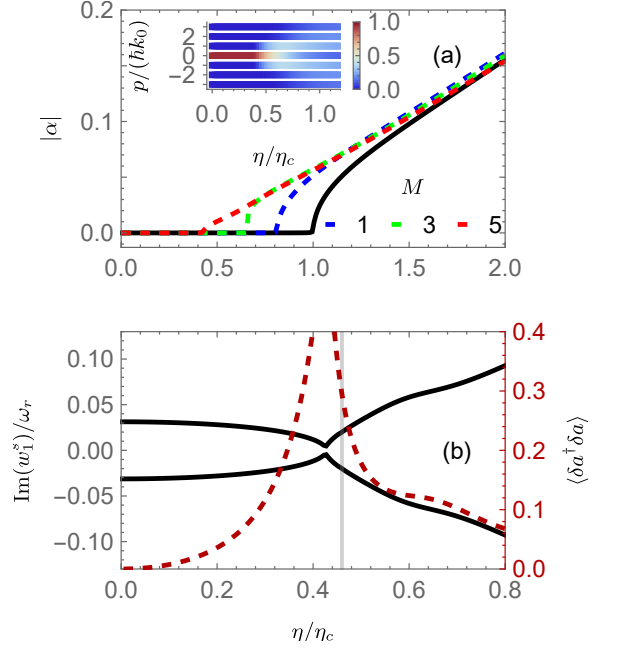


FIG. 2. (a) Scaled mean-field value  $|\alpha|$  versus scaled pumping strength  $\eta$  for different  $M$ . The black solid line is the case without the external optical lattice. The inset showcase steady state momentum distribution for  $M = 5$ . (b) The eigenvalues imaginary parts of the lowest atom polariton excitation and incoherent cavity excitation versus  $\eta$  for  $M = 5$ . The vertical grey line indicate the analytical phase transition point [39]. The steady states and excitations are calculated for  $V_l = -1$ ,  $NU_0 = -80$ ,  $\Delta_c = -100$  and  $\kappa = 20$ .

Without the external optical lattice potential, the present system exactly resemble the open Dicke model [24]. In the thermodynamical limit the mean-field solutions would predict a critical pumping strength  $\eta_c = \sqrt{-(\Delta_c^2 + \kappa^2)\omega_r}/2\Delta_c$  with effective detuning  $\Delta_c = \delta_c - NU_0/2$ , which separates the normal phase  $\{\alpha = 0, \psi_0 = (1, 0, 0, \dots)^T\}$  from the superradiant phase with a finite  $\alpha$ . In Fig. 2(a) this case is indicated by a black solid line. With the increase of moiré parameter  $M$ , one can see that the corresponding critical pumping strength gradually decreases. Upon the onset of superradiant phase transition, in the steady state atoms disperse from the homogeneous state into the modulated states, as illustrated in the inset of Fig. 2(a) for  $M = 5$ .

The relation between the critical pumping strength and the moiré parameter  $M$  can be understood via a study on the

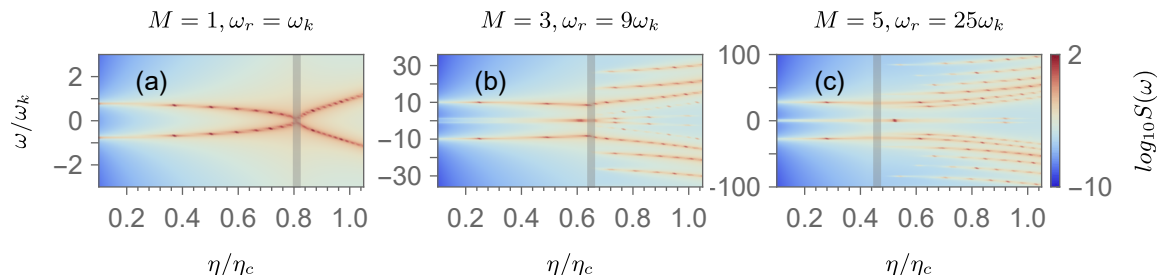


FIG. 3. The logarithm of the cavity field spectrum  $S(\omega)$  as a function of  $\omega$  and relative pumping  $\eta$ . From left to right: (a)  $M = 1$ , (b)  $M = 3$ , (c)  $M = 5$ . The vertical gray bar indicate the critical pumping strength at which phase transition takes place for each cases. Below threshold two pairs of sideband peaks are visible, corresponding to frequencies of two types of quasi-particle excitations as specified in the main text. Upon the onset of superradiant phase transition, more peaks appear and they are intimately related to the moiré parameter  $M$ .

excitation properties [39]: The moiré lattice provides an additional scattering channel of atoms in the  $\cos(2k_l x)$  mode are scattered by the pump field into the cavity photon, resulting in atomic polariton excitations with eigenfrequency  $\omega_{j=2f_n-f_{n+1}}$  which is much less than that in the usual scattering channel involving atoms in the homogeneous state. Increasing  $M$  effectively equals enlargement of the lattice constant, which will decrease the energy gap and thus facilitating superradiant phase transition. In Fig. 2(b) we mark the analytic critical value for  $M = 5$  as the vertical line, which approximately coincide with the point at which the imaginary parts of the lowest atom polariton excitation frequency (black solid lines) reach zero. Incoherent cavity field excitation  $\langle \delta a^\dagger \delta a \rangle$  (red-dashed line) also becomes divergent upon the onset of phase transition.

*Cavity field spectrum.*— The onset of phase transition can be indicated by the dynamic structure factor, which is the Fourier transform of the intracavity field correlator  $S(\omega) \equiv \mathcal{F}(\langle a^\dagger(t_s + t)a(t_s) \rangle)$  ( $t_s$  is the time for the system to reach steady state) and thus can be probed in experiment [32, 40]. We calculate  $S(\omega)$  [39] with the results presented in Fig. 3.

To map the dynamical structure factor, in the spectra plotted we have dropped the coherent part of  $\omega = 0$  [32], which would become prominent upon the onset of superradiant phase transition as photons are collectively scattered into the cavity mode. The spectra are almost symmetric with respect to  $\omega = 0$  and their peaks come in pairs. Peaks of cavity spectrum actually reflect frequencies of atomic polariton mode excitation consisting of photonic and atomic parts [39]. In the regime far below the threshold, the spectra peaks are located at  $\omega \simeq \pm\omega_r$  and  $\pm\omega_k = \pm\hbar(2k_l - k_c)^2/2m$ , reflecting that the cavity photons are scattered from the atoms in the homogeneous mode and those in the mode of  $\cos(2k_l x)$ , respectively. With the increase of pumping strength, the peaks in both pairs gradually move toward each other, the  $\pm\omega_k$  peaks even merge at the critical point. This behavior is because the photonic components are becoming larger in the atomic polariton modes [39], and upon the phase transition, the lowest atomic polariton excitation frequency approaches zero, as also indicated in Fig. 2(b). Beyond the critical point, more pairs of peaks appear with the increase of the moiré parameter  $M$ ,

and the peaks of a pair tend to repel from each other when the pumping is continuously enhanced. The phenomena root in the fact that more atomic polariton modes are excited and their energies increase as well. The intracavity field spectra (dynamical structure factor) predicted here can serve as evidence of moiré effects on the superradiant phase transition.

*Truncated Wigner approximation (TWA) simulation.*— In order to verify whether the phenomena predicted above in the thermodynamical limit can really take place in a finite quantum system, here we simulate the dynamics in the open system depicted by the master equation (1). Due to the in principle unconstrained Hilbert space dimension of the cavity field in a generalized Dicke model and its global coupling to all the atomic modes, a full quantum simulation hiring Monte-Carlo wavefunction (quantum jump) algorithm is usually limited to small system size [25, 41]. We adopt TWA to study the dynamics [39]. The TWA method [42–45] have found qualitative agreements with experimental results in a series of atom-cavity setup of time crystal experiments [46–48].

As shown in Fig. 4(b), in every run of TWA simulation we propagate an initial state of  $N = 1000$  atoms in the homogeneous mode  $\psi_0$  while the other atomic modes and the cavity field are left empty, by ramping the cavity pumping up to a desired value  $\eta$  and holding it there until a steady state is reached. Compared with mean-field results, the TWA calculation indicate that onset of superradiant phase transition will apparently takes place at a smaller critical pumping  $\eta$ , as illustrated in Fig. 4(a). This suggests that quantum fluctuations will lower the critical value for the phase transition to take place. Apart from that, the dependence of superradiant phase transition on the moiré parameter is verified. In the right panel of Fig. 4(a), for  $\eta = 0$  steady state population in homogeneous mode  $\psi_0$  becomes smaller with increasing  $M$ . This behavior is because the external optical lattice scatter the  $\psi_0$  atoms into  $\psi_{2k_l}$ , whose scaled kinetic energy  $4k_l^2/k_c^2 = 4/r^2$  decreases when  $M$  becomes larger. The larger seed population of  $\psi_{2k_l}$  in turn triggers dynamical instability of the normal phase at a smaller pumping strength  $\eta$  [39].

Although the presented TWA results already showcase the properties of phase transition, it is argued that finite system size will smoothen the abrupt change upon phase transitions

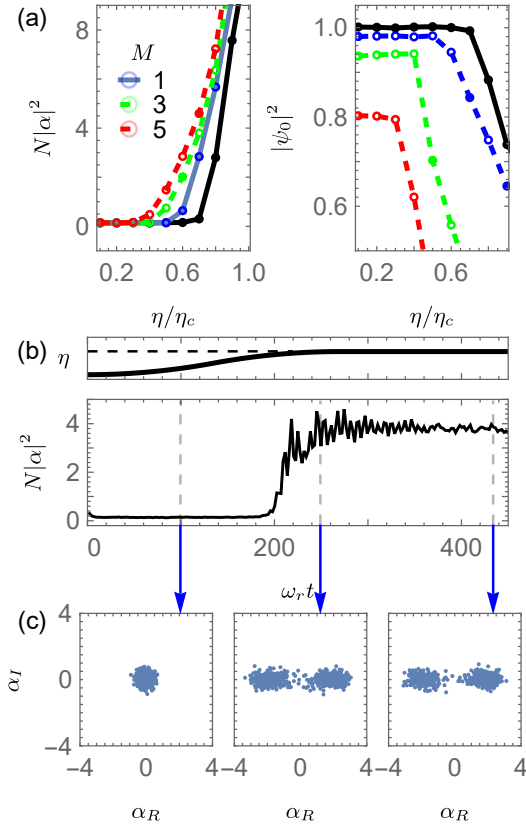


FIG. 4. TWA simulation results with  $N = 1000$  obtained from sample of 500 trajectory runs. (a) Steady state population in cavity mode (left panel) and homogeneous atomic mode  $\psi_0$  (right panel) versus pumping strength  $\eta$ . The black solid line is the case without the external optical lattice. (b) Cavity field population dynamics at  $M = 3$  along with  $\eta$  ramps to the value of  $0.6\eta_c$ . (c) Wigner distributions of cavity light field at the instant marked by the black dashed line in (b). The parameters are the same as those in Fig. 2, noticeably that TWA however predicts the superradiant phase transition to occur at lower  $\eta$ .

in the thermodynamical limit [25], rendering that neither  $|\alpha|^2$  nor  $|\psi_0|^2$  a good phase transition indicator. Phase transitions are accompanied with spontaneous symmetry breaking. In the absence of the external optical lattice, with the occurrence of superradiance and the formation of intracavity optical lattice, atoms can spontaneously choose even or odd lattice sites to reside, which entangle with cavity field of opposite amplitudes and result in a macroscopic superposition state of  $|\text{even}\rangle \otimes |\alpha\rangle + |\text{odd}\rangle \otimes |-\alpha\rangle$  [26, 49]. Similar processes take place for the present moiré lattice. For the dynamics of above threshold pumping in the  $M = 3$  case studied in Fig. 4(b), we project the cavity field sample of 500 trajectories at three different times onto Fig. 4(c), which unravel its Wigner distribution. The cavity field evolves from vacuum noise (left panel), then being stretched and splitted (middle panel), and finally forms a Schrödinger cat state with opposite amplitudes (right panel). The associated atom steady states would be that

atoms located at a few different sites of the combined moiré lattice. Due to the inherent symmetry of steady state,  $\langle a \rangle$  or equivalently  $\langle c^\dagger \mathcal{M}_{f_{n+1}} c \rangle$  would give the value 0. To break the symmetry, one can project the system state with respect to one cavity state maximizing the Wigner distribution and resolve the corresponding order parameters [25, 50].

*Atomic diffusion.*— Considering the long time for the system to reach steady state versus limited lifetime of cold atoms, on the atomic part it would be more practicable to observe moiré effects through their diffusion. The dependence of superradiant phase transition on the moiré parameter provides an extra control knob on atom diffusion. This can be implemented by loading atoms into the cavity and observing their transport along the moiré lattice. We study the atom diffusion by taking the initial atomic wavefunction to be a Gaussian wavepacket with width  $w$ , while the cavity is in vacuum. Then the pump is tuned on and the wavepacket width is estimated with  $w = \sqrt{\langle (\Delta x)^2 \rangle}$  [39].

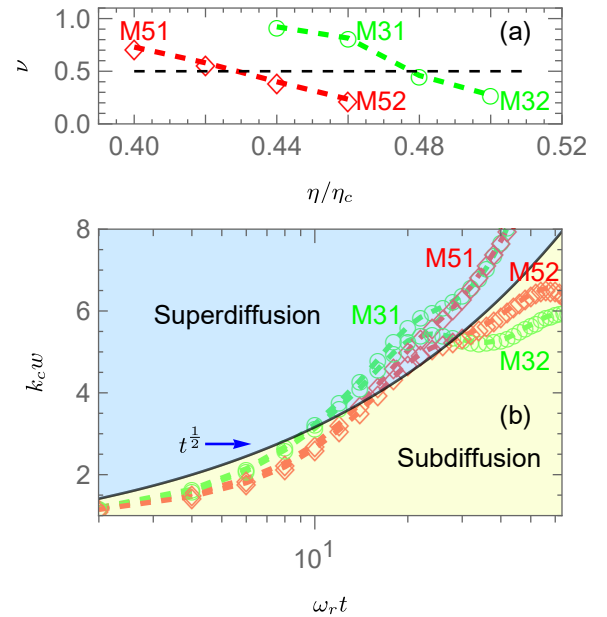


FIG. 5. (a) Time scaling  $\nu$  of atomic diffusion versus pumping strength  $\eta$  for  $M = 3$  (green-dashed line) and  $M = 5$  (red-dashed line). The horizontal black-dashed line of  $\nu = 1/2$  indicates the critical scaling. (b) Atomic diffusion dynamics simulated for M31 ( $M = 3, \eta = 0.46\eta_c$ ), M32 ( $M = 3, \eta = 0.5\eta_c$ ), M51 ( $M = 5, \eta = 0.4\eta_c$ ) and M52 ( $M = 5, \eta = 0.46\eta_c$ ), which were also indicated in (a). The black line indicates the normal diffusion of  $\nu = 1/2$  that separates superdiffusion ( $\nu > 1/2$ ) and subdiffusion ( $\nu < 1/2$ ) regions. The parameters are the same as before.

The time evolution of  $w(t)$  can be parametrized as  $w(t) \sim t^\nu$  [51–53].  $\nu = 1$  correspond to ballistic expansion. Under the combined effects of moiré lattice and cavity field quantum fluctuation, atoms would exhibit anomalous diffusion. We extract the time scaling  $\nu$  from the atomic diffusion dynamics and present the results in Fig. 5(a). As expected, the value

of  $\nu$  decreases when pumping  $\eta$  becomes stronger, signaling the system transfers from the regime of superdiffusion to that of subdiffusion. The boundary of the two regimes is identified with  $\nu = \frac{1}{2}$ . The superdiffusion to subdiffusion transfer is accompanied with the onset of superradiant phase transition and buildup of moiré lattice. This observation suggests a relation between atom diffusion and moiré pattern. As shown in Fig. 5(a), the scaling behavior indicate that superdiffusion to subdiffusion transition takes place at a smaller  $\eta$  for the  $M = 5$  case (red-dashed line) as compared with that of  $M = 3$  (green-dashed line). This is consistent with our above analysis on the relation between moiré parameter and superradiant phase transition. Specifically, we examine two cases of M31 and M52, as indicated in Fig. 5(a), they subject to identical pumping of  $\eta = 0.46\eta_c$  however different  $M$ . M31 displays superdiffusion while M52 behaves subdiffusion, as demonstrated in Fig. 5(b). More detailed discussions on diffusion are given in the supplemental material [39].

*Discussion and outlook.*— We have studied moiré effects on superradiant phase transition in a cold atom-cavity coupling system. This system resembles a generalized open Dicke model. The prominent role of moiré parameter in superradiant phase transition is explicitly explored. Implementing an optical lattice for  $^{87}\text{Rb}$  Bose-Einstein condensate inside a high-finesse optical cavity is feasible with existing technology [33, 34, 36].

To observe the moiré effects, one can either utilize the optical means of cavity transmission spectrum or monitor atom diffusion. We have demonstrated that atom diffusion is controlled by the moiré parameter, and provides an ideal experimental observable to reveal the effects produced by the moiré pattern. In future work it will be interesting to look into the combined effects of moiré geometry and quantum fluctuations on superfluidity, in which one will need to estimate physical quantities such as superfluid fraction (weight) [54–60]. Besides that, one can also expect to observe moiré effects in fermionic superradiance [61–66] and many body localization [67–70]. As criticality can serve as a valuable source for quantum metrology [71–82] and intimate relation between moiré parameter and superradiant phase transition have been revealed here, enhanced estimation on the moiré parameter would enrich the physics of moiré metrology [83–85].

We thank Han Pu for helpful discussions. This work is supported by the Innovation Program for Quantum Science and Technology (2021ZD0303200); National Key Research and Development Program of China (Grant No. 2016YFA0302001), the National Natural Science Foundation of China (Grant Nos. 12074120, 12374328, 12234014, 12005049, 11935012), the Shanghai Municipal Science and Technology Major Project (Grant No. 2019SHZDZX01), Innovation Program of Shanghai Municipal Education Commission (Grant No. 202101070008E00099), Shanghai Science and Technology Innovation Project (No. 24LZ1400600), and the Fundamental Research Funds for the Central Universities. A.C. acknowledges funding from the Spanish Ministry of Science and Inno-

vation MCIN/AEI/10.13039/501100011033 (project MAPS PID2023-149988NB-C21), the EU QuantERA project DYNAMITE (funded by MICN/AEI/ 10.13039/501100011033 and by the European Union NextGenerationEU/PRTR PCI2022-132919 (Grant No. 101017733)), and the Generalitat de Catalunya (AGAUR SGR 2021- SGR-00138)). W.Z. acknowledges additional support from the Shanghai Talent Program. L.Z. acknowledges additional support from China Scholarship Council.

\* lzhou@phy.ecnu.edu.cn

† alessio.celi@uab.cat

‡ wpz@sju.edu.cn

- [1] R. Bistritzer and A. H. MacDonald, Moiré bands in twisted double-layer graphene, *Proc. Natl. Acad. Sci.* **108**, 12233 (2011).
- [2] Y. Cao, V. Fatemi, S. Fang, K. Watanabe, T. Taniguchi, E. Kaxiras, and P. Jarillo-Herrero, Unconventional superconductivity in magic-angle graphene superlattices, *Nature* **556**, 43 (2018).
- [3] G. Tarnopolsky, A. J. Kruchkov, and A. Vishwanath, Origin of magic angles in twisted bilayer graphene, *Phys. Rev. Lett.* **122**, 106405 (2019).
- [4] C. R. Dean, L. Wang, P. Maher, C. Forsythe, F. Ghahari, Y. Gao, J. Katoch, M. Ishigami, P. Moon, M. Koshino, T. Taniguchi, K. Watanabe, K. L. Shepard, J. Hone, and P. Kim, Hofstadter’s butterfly and the fractal quantum hall effect in moiré superlattices, *Nature* **497**, 598 (2013).
- [5] P. San-Jose, J. González, and F. Guinea, Non-abelian gauge potentials in graphene bilayers, *Phys. Rev. Lett.* **108**, 216802 (2012).
- [6] P. Wang, Y. Zheng, X. Chen, C. Huang, Y. V. Kartashov, L. Torner, V. V. Konotop, and F. Ye, Localization and delocalization of light in photonic moiré lattices, *Nature* **577**, 42 (2020).
- [7] I. Bloch, J. Dalibard, and W. Zwerger, Many-body physics with ultracold gases, *Rev. Mod. Phys.* **80**, 885 (2008).
- [8] A. González-Tudela and J. I. Cirac, Cold atoms in twisted-bilayer optical potentials, *Phys. Rev. A* **100**, 053604 (2019).
- [9] T. Salamon, A. Celi, R. W. Chhajlany, I. Frérot, M. Lewenstein, L. Tarruell, and D. Rakshit, Simulating twistronics without a twist, *Phys. Rev. Lett.* **125**, 030504 (2020).
- [10] T. Salamon, R. W. Chhajlany, A. Dauphin, M. Lewenstein, and D. Rakshit, Quantum anomalous hall phase in synthetic bilayers via twistronics without a twist, *Phys. Rev. B* **102**, 235126 (2020).
- [11] X.-W. Luo and C. Zhang, Spin-twisted optical lattices: Tunable flat bands and larkin-ovchinnikov superfluids, *Phys. Rev. Lett.* **126**, 103201 (2021).
- [12] Z. Meng, L. Wang, W. Han, F. Liu, K. Wen, C. Gao, P. Wang, C. Chin, and J. Zhang, Atomic bose-einstein condensate in twisted-bilayer optical lattices, *Nature* **615**, 231 (2023).
- [13] C. Wang, C. Gao, J. Zhang, H. Zhai, and Z.-Y. Shi, Three-dimensional moiré crystal in ultracold atomic gases, *Phys. Rev. Lett.* **133**, 163401 (2024).
- [14] G. Roati, C. D’Errico, L. Fallani, M. Fattori, C. Fort, M. Zaccanti, G. Modugno, M. Modugno, and M. Inguscio, Anderson localization of a non-interacting bose-einstein condensate, *Nature* **453**, 895 (2008).
- [15] M. Schreiber, S. S. Hodgman, P. Bordia, H. P. Lüschen, M. H.

- Fischer, R. Vosk, E. Altman, U. Schneider, and I. Bloch, Observation of many-body localization of interacting fermions in a quasirandom optical lattice, *Science* **349**, 842 (2015).
- [16] D. Vu and S. Das Sarma, Moiré versus mott: Incommensuration and interaction in one-dimensional bichromatic lattices, *Phys. Rev. Lett.* **126**, 036803 (2021).
- [17] T. H. Talukdar, A. L. Hardison, and J. D. Ryckman, Moiré effects in silicon photonic nanowires, *ACS Photonics* **9**, 1286 (2022).
- [18] D. Yu, G. Li, L. Wang, D. Leykam, L. Yuan, and X. Chen, Moiré lattice in one-dimensional synthetic frequency dimension, *Phys. Rev. Lett.* **130**, 143801 (2023).
- [19] M. Gonçalves, B. Amorim, F. Riche, E. V. Castro, and P. Ribeiro, Incommensurability enabled quasi-fractal order in 1d narrow-band moiré systems, *Nat. Phys.* **20**, 1933 (2024).
- [20] G. Li, Y. He, L. Wang, Y. Yang, D. Yu, Y. Zheng, L. Yuan, and X. Chen, Weakly dispersive band in synthetic moiré superlattice inducing optimal compact comb generation, *Phys. Rev. Lett.* **134**, 083803 (2025).
- [21] K. Baumann, C. Guerlin, F. Brennecke, and T. Esslinger, Dicke quantum phase transition with a superfluid gas in an optical cavity, *Nature* **464**, 1301 (2010).
- [22] D. Nagy, G. Kónya, G. Szirmai, and P. Domokos, Dicke-model phase transition in the quantum motion of a bose-einstein condensate in an optical cavity, *Phys. Rev. Lett.* **104**, 130401 (2010).
- [23] J. Klinder, H. Keßler, M. Wolke, L. Mathey, and A. Hemmerich, Dynamical phase transition in the open dicke model, *Proc. Natl. Acad. Sci.* **112**, 3290 (2015).
- [24] D. Nagy, G. Szirmai, and P. Domokos, Critical exponent of a quantum-noise-driven phase transition: The open-system dicke model, *Phys. Rev. A* **84**, 043637 (2011).
- [25] R. M. Sandner, W. Niedenzu, F. Piazza, and H. Ritsch, Self-ordered stationary states of driven quantum degenerate gases in optical resonators, *EPL* **111**, 53001 (2015).
- [26] C. Maschler, H. Ritsch, A. Vukics, and P. Domokos, Entanglement assisted fast reordering of atoms in an optical lattice within a cavity at  $t=0$ , *Opt. Commun.* **273**, 446 (2007).
- [27] J. G. Cosme, C. Georges, A. Hemmerich, and L. Mathey, Dynamical control of order in a cavity-bec system, *Phys. Rev. Lett.* **121**, 153001 (2018).
- [28] W. Zheng and N. R. Cooper, Anomalous diffusion in a dynamical optical lattice, *Phys. Rev. A* **97**, 021601 (2018).
- [29] H. Yin, J. Hu, A.-C. Ji, G. Juzeliūnas, X.-J. Liu, and Q. Sun, Localization driven superradiant instability, *Phys. Rev. Lett.* **124**, 113601 (2020).
- [30] F. Mivehvar, Conventional and unconventional dicke models: Multistabilities and nonequilibrium dynamics, *Phys. Rev. Lett.* **132**, 073602 (2024).
- [31] Y. Han, H. Li, and W. Yi, Interaction-enhanced superradiance of a rydberg-atom array, *Phys. Rev. Lett.* **133**, 243401 (2024).
- [32] R. Landig, F. Brennecke, R. Mottl, T. Donner, and T. Esslinger, Measuring the dynamic structure factor of a quantum gas undergoing a structural phase transition, *Nat. Commun.* **6**, 7046 (2015).
- [33] J. Klinder, H. Keßler, M. R. Bakhtiari, M. Thorwart, and A. Hemmerich, Observation of a superradiant mott insulator in the dicke-hubbard model, *Phys. Rev. Lett.* **115**, 230403 (2015).
- [34] R. Landig, L. Hruby, N. Dogra, M. Landini, R. Mottl, T. Donner, and T. Esslinger, Quantum phases from competing short- and long-range interactions in an optical lattice, *Nature* **532**, 476 (2016).
- [35] M. Landini, N. Dogra, K. Kroeger, L. Hruby, T. Donner, and T. Esslinger, Formation of a spin texture in a quantum gas coupled to a cavity, *Phys. Rev. Lett.* **120**, 223602 (2018).
- [36] V. D. Vaidya, Y. Guo, R. M. Kroeze, K. E. Ballantine, A. J. Kollár, J. Keeling, and B. L. Lev, Tunable-range, photon-mediated atomic interactions in multimode cavity qed, *Phys. Rev. X* **8**, 011002 (2018).
- [37] F. Mivehvar, F. Piazza, T. Donner, and H. Ritsch, Cavity qed with quantum gases: new paradigms in many-body physics, *Adv. Phys.* **70**, 1 (2021).
- [38] H. Ritsch, P. Domokos, F. Brennecke, and T. Esslinger, Cold atoms in cavity-generated dynamical optical potentials, *Rev. Mod. Phys.* **85**, 553 (2013).
- [39] See Supplemental Material for detailed discussions on matrix definition, mean-field solution and excitations, cavity spectra, truncated Wigner methods and atom diffusion dynamics.
- [40] G. S. Agarwal, Interferences in parametric interactions driven by quantized fields, *Phys. Rev. Lett.* **97**, 023601 (2006).
- [41] C.-M. Halati, A. Sheikhan, and C. Kollath, Theoretical methods to treat a single dissipative bosonic mode coupled globally to an interacting many-body system, *Phys. Rev. Res.* **2**, 043255 (2020).
- [42] A. Sinatra, C. Lobo, and Y. Castin, The truncated wigner method for bose-condensed gases: limits of validity and applications I, *J. Phys. B* **35**, 3599 (2002).
- [43] P. B. Blakie, A. S. Bradley, M. J. Davis, R. J. Ballagh, and C. W. Gardiner, Dynamics and statistical mechanics of ultra-cold bose gases using c-field techniques, *Adv. Phys.* **57**, 363 (2008).
- [44] A. Polkovnikov, Phase space representation of quantum dynamics, *Ann. Phys.* **325**, 1790 (2010).
- [45] J. Schachenmayer, A. Pikovski, and A. M. Rey, Many-body quantum spin dynamics with monte carlo trajectories on a discrete phase space, *Phys. Rev. X* **5**, 011022 (2015).
- [46] H. Keßler, P. Kongkhambut, C. Georges, L. Mathey, J. G. Cosme, and A. Hemmerich, Observation of a dissipative time crystal, *Phys. Rev. Lett.* **127**, 043602 (2021).
- [47] P. Kongkhambut, H. Keßler, J. Skulte, L. Mathey, J. G. Cosme, and A. Hemmerich, Realization of a periodically driven open three-level dicke model, *Phys. Rev. Lett.* **127**, 253601 (2021).
- [48] J. Skulte, P. Kongkhambut, S. Rao, L. Mathey, H. Keßler, A. Hemmerich, and J. G. Cosme, Condensate formation in a dark state of a driven atom-cavity system, *Phys. Rev. Lett.* **130**, 163603 (2023).
- [49] P. Domokos and H. Ritsch, Collective cooling and self-organization of atoms in a cavity, *Phys. Rev. Lett.* **89**, 253003 (2002).
- [50] S. Ostermann, W. Niedenzu, and H. Ritsch, Unraveling the quantum nature of atomic self-ordering in a ring cavity, *Phys. Rev. Lett.* **124**, 033601 (2020).
- [51] M. Larcher, F. Dalfovo, and M. Modugno, Effects of interaction on the diffusion of atomic matter waves in one-dimensional quasiperiodic potentials, *Phys. Rev. A* **80**, 053606 (2009).
- [52] H. Hiramoto and S. Abe, Dynamics of an electron in quasiperiodic systems. ii. harper's model, *J. Phys. Soc. Jpn.* **57**, 1365 (1988).
- [53] L. Zhou, H. Pu, and W. Zhang, Anderson localization of cold atomic gases with effective spin-orbit interaction in a quasiperiodic optical lattice, *Phys. Rev. A* **87**, 023625 (2013).
- [54] I. Carusotto and Y. Castin, Nonequilibrium and local detection of the normal fraction of a trapped two-dimensional bose gas, *Phys. Rev. A* **84**, 053637 (2011).
- [55] L. A. Sidorenkov, M. K. Tey, R. Grimm, Y.-H. Hou, L. Pitaevskii, and S. Stringari, Second sound and the superfluid fraction in a fermi gas with resonant interactions, *Nature* **498**, 78 (2013).
- [56] T.-L. Ho and Q. Zhou, Obtaining the phase diagram and ther-

- modynamic quantities of bulk systems from the densities of trapped gases, *Nat. Phys.* **6**, 131 (2010).
- [57] S. T. John, Z. Hadzibabic, and N. R. Cooper, Spectroscopic method to measure the superfluid fraction of an ultracold atomic gas, *Phys. Rev. A* **83**, 023610 (2011).
- [58] J. M. Edge and N. R. Cooper, Probing ultracold fermi gases with light-induced gauge potentials, *Phys. Rev. A* **83**, 053619 (2011).
- [59] S. Krinner, D. Stadler, J. Meineke, J.-P. Brantut, and T. Esslinger, Superfluidity with disorder in a thin film of quantum gas, *Phys. Rev. Lett.* **110**, 100601 (2013).
- [60] G. Biagioni, N. Antolini, B. Donelli, L. Pezzè, A. Smerzi, M. Fattori, A. Fioretti, C. Gabbanini, M. Inguscio, L. Tanzi, and G. Modugno, Measurement of the superfluid fraction of a supersolid by josephson effect, *Nature* **629**, 773 (2024).
- [61] J. Keeling, M. J. Bhaseen, and B. D. Simons, Fermionic superradiance in a transversely pumped optical cavity, *Phys. Rev. Lett.* **112**, 143002 (2014).
- [62] F. Piazza and P. Strack, Umklapp superradiance with a collisionless quantum degenerate fermi gas, *Phys. Rev. Lett.* **112**, 143003 (2014).
- [63] Y. Chen, Z. Yu, and H. Zhai, Superradiance of degenerate fermi gases in a cavity, *Phys. Rev. Lett.* **112**, 143004 (2014).
- [64] X. Zhang, Y. Chen, Z. Wu, J. Wang, J. Fan, S. Deng, and H. Wu, Observation of a superradiant quantum phase transition in an intracavity degenerate fermi gas, *Science* **373**, 1359 (2021).
- [65] J.-S. Pan, Superradiant phase transitions in one-dimensional correlated fermi gases with cavity-induced umklapp scattering, *Phys. Rev. A* **105**, 013306 (2022).
- [66] B.-H. Wu, X.-X. Yang, W. Zhang, and Y. Chen, *Superradiant transition to a fermionic quasicrystal in a cavity*, arXiv:2308.04064.
- [67] D. A. Huse, R. Nandkishore, and V. Oganesyan, Phenomenology of fully many-body-localized systems, *Phys. Rev. B* **90**, 174202 (2014).
- [68] J. Jie, Q. Guan, and J.-S. Pan, Many-body localization of one-dimensional degenerate fermi gases with cavity-assisted nonlocal quasiperiodic interactions, *Phys. Rev. A* **106**, 023307 (2022).
- [69] R. Mondaini and Z. Cai, Many-body self-localization in a translation-invariant hamiltonian, *Phys. Rev. B* **96**, 035153 (2017).
- [70] T. Chanda and J. Zakrzewski, Many-body localization regime for cavity-induced long-range interacting models, *Phys. Rev. B* **105**, 054309 (2022).
- [71] P. Zanardi, M. G. A. Paris, and L. Campos Venuti, Quantum criticality as a resource for quantum estimation, *Phys. Rev. A* **78**, 042105 (2008).
- [72] K. Macieszczak, M. Guță, I. Lesanovsky, and J. P. Garrahan, Dynamical phase transitions as a resource for quantum enhanced metrology, *Phys. Rev. A* **93**, 022103 (2016).
- [73] L. Garbe, M. Bina, A. Keller, M. G. A. Paris, and S. Felicetti, Critical quantum metrology with a finite-component quantum phase transition, *Phys. Rev. Lett.* **124**, 120504 (2020).
- [74] Y. Chu, S. Zhang, B. Yu, and J. Cai, Dynamic framework for criticality-enhanced quantum sensing, *Phys. Rev. Lett.* **126**, 010502 (2021).
- [75] D.-S. Ding, Z.-K. Liu, B.-S. Shi, G.-C. Guo, K. Mølmer, and C. S. Adams, Enhanced metrology at the critical point of a many-body rydberg atomic system, *Nat. Phys.* **18**, 1447 (2022).
- [76] T. Ilias, D. Yang, S. F. Huelga, and M. B. Plenio, Criticality-enhanced quantum sensing via continuous measurement, *PRX Quantum* **3**, 010354 (2022).
- [77] L. Garbe, O. Abah, S. Felicetti, and R. Puebla, Critical quantum metrology with fully-connected models: from heisenberg to kibble-zurek scaling, *Quantum Sci. Technol.* **7**, 035010 (2022).
- [78] K. Gietka, L. Ruks, and T. Busch, Understanding and Improving Critical Metrology. Quenching Superradiant Light-Matter Systems Beyond the Critical Point, *Quantum* **6**, 700 (2022).
- [79] E. Aybar, A. Niezgoda, S. S. Mirkhalaf, M. W. Mitchell, D. Benedicto Orenes, and E. Witkowska, Critical quantum thermometry and its feasibility in spin systems, *Quantum* **6**, 808 (2022).
- [80] Q. Guan and R. J. Lewis-Swan, Identifying and harnessing dynamical phase transitions for quantum-enhanced sensing, *Phys. Rev. Res.* **3**, 033199 (2021).
- [81] L. Zhou, J. Kong, Z. Lan, and W. Zhang, Dynamical quantum phase transitions in a spinor bose-einstein condensate and criticality enhanced quantum sensing, *Phys. Rev. Res.* **5**, 013087 (2023).
- [82] Q. Wang and U. Marzolino, Precision magnetometry exploiting excited state quantum phase transitions, *SciPost Phys.* **17**, 043 (2024).
- [83] O. Kafri and I. Glatt, *The physics of moiré metrology* (Wiley New York, 1990).
- [84] D. Post and B. Han, Moiré interferometry, in *Springer Handbook of Experimental Solid Mechanics* (Springer US, Boston, MA, 2008) pp. 627–654.
- [85] D. Halbertal, N. R. Finney, S. S. Sunku, A. Kerelsky, C. Rubio-Verdú, S. Shabani, L. Xian, S. Carr, S. Chen, C. Zhang, L. Wang, D. Gonzalez-Acevedo, A. S. McLeod, D. Rhodes, K. Watanabe, T. Taniguchi, E. Kaxiras, C. R. Dean, J. C. Hone, A. N. Pasupathy, D. M. Kennes, A. Rubio, and D. N. Basov, Moiré metrology of energy landscapes in van der waals heterostructures, *Nat. Commun.* **12**, 242 (2021).

Supplementary Materials for

## **Moiré Superradiance in Cavity Quantum Electrodynamics with Quantum Atom Gas**

This PDF file includes:

Supplementary Notes **I-VI**

- I.** Matrix definition
- II.** Stationary equation solution
- III.** Excitations
- IV.** Cavity spectrum
- V.** Truncated Wigner methods
- VI.** Atom diffusion dynamics

Fig. **S1**

Fig. **S2**





where  $g_j^1 = \mathcal{O}^T \mathcal{M}_{f_{n+1}} \psi$  and  $g_j^2 = \mathcal{O}^T (2\mathbb{1} + \mathcal{M}_{2f_{n+1}}) \psi$ . Since the quadrature  $\frac{1}{2} (\delta b_0 + \delta b_0^\dagger)$  is a constant of motion and the condensate phase fluctuation  $\frac{1}{2i\sqrt{N}} (\delta b_0 - \delta b_0^\dagger)$  would not take significant effect in the thermodynamic limit, we then neglect the fluctuation  $\delta b_0$ , deduce the Langevin equations for the operator vector  $\mathcal{V} = \{\delta a, \delta a^\dagger, \delta b_1, \delta b_1^\dagger, \dots, \delta b_{n_c}, \delta b_{n_c}^\dagger\}^T$  as

$$\frac{d}{dt} \mathcal{V} = \mathcal{M}_e \mathcal{V} + \xi, \quad (\text{S7})$$

with the elementary excitation matrix

$$\mathcal{M}_e = \begin{pmatrix} -i\Delta - \kappa & 0 & -i\left(\frac{\eta}{2}g_1^1 + u\alpha g_1^2\right) & -i\left(\frac{\eta}{2}g_1^1 + u\alpha g_1^2\right) & \cdots \\ 0 & i\Delta - \kappa & i\left(\frac{\eta}{2}g_1^1 + u\alpha^* g_1^2\right) & i\left(\frac{\eta}{2}g_1^1 + u\alpha^* g_1^2\right) & \cdots \\ -i\left(\frac{\eta}{2}g_1^1 + u\alpha^* g_1^2\right) & -i\left(\frac{\eta}{2}g_1^1 + u\alpha g_1^2\right) & -i(w_1 - \mu) & 0 & 0 \\ i\left(\frac{\eta}{2}g_1^1 + u\alpha^* g_1^2\right) & i\left(\frac{\eta}{2}g_1^1 + u\alpha g_1^2\right) & 0 & i(w_1 - \mu) & 0 \\ \vdots & \vdots & 0 & 0 & \ddots \end{pmatrix}, \quad (\text{S8})$$

and  $\xi = (a_{in}, a_{in}^\dagger, 0, 0, \dots)^T$ . A phase transition occurs if  $\mathcal{M}_e$  inherits a zero energy eigenstate. We numerically diagonalize  $\mathcal{M}_e$  to obtain a pair of lowest atom polariton excitations, with whose value approach 0 we determine the phase transition critical point, as shown in Fig. 2(b) of the main text.

In the normal phase  $\alpha = 0$ , for small  $V_l$  one can expect that the steady-state  $\psi$  have most population in the homogeneous mode and a small excitation in the mode of  $\cos(2k_l x)$ , in the meanwhile the transformation matrix  $\mathcal{O}$  is essentially identity. Then one can roughly only account  $j = f_{n+1}$  and  $2f_n - f_{n+1}$  in  $g_j^1$ . Physically they correspond to the process in which the atoms in the homogeneous mode and those in the mode of  $\cos(2k_l x)$  are scattered by the cavity photon, respectively. In this case we can consider the following two block matrix

$$\mathcal{M}_{ej} = \begin{pmatrix} -i\Delta - \kappa & 0 & -i\frac{\eta}{2}g_j^1 & -i\frac{\eta}{2}g_j^1 \\ 0 & i\Delta - \kappa & i\frac{\eta}{2}g_j^1 & i\frac{\eta}{2}g_j^1 \\ -i\frac{\eta}{2}g_j^1 & -i\frac{\eta}{2}g_j^1 & -i(w_j - \mu) & 0 \\ i\frac{\eta}{2}g_j^1 & i\frac{\eta}{2}g_j^1 & 0 & i(w_j - \mu) \end{pmatrix}, \quad (\text{S9})$$

where  $j = f_{n+1}$  or  $2f_n - f_{n+1}$ .  $\mathcal{M}_{ej}$  can be diagonalized and give

$$\begin{pmatrix} -i\Delta - \kappa & 0 & 0 & 0 \\ 0 & i\Delta - \kappa & 0 & 0 \\ 0 & 0 & -iw_j^s & 0 \\ 0 & 0 & 0 & iw_j^s \end{pmatrix} \quad (\text{S10})$$

with  $w_j^s \simeq (w_j - \mu) \sqrt{1 - \left(\frac{\eta}{\eta_c}\right)^2}$  under  $|(w_j - \mu)/\Delta| \ll 1$ , which indicate a critical pumping strength of  $(\eta_c g_j^1)^2 = \frac{\kappa^2 + \Delta^2}{\Delta} (w_j - \mu)$ . Beyond  $\eta_c$  the quasiparticle eigenfrequency  $w_j^s$  would become complex and trigger instability of the normal phase. For the Fibonacci sequence of  $(f_n, f_{n+1}) = \{(2, 3), (3, 5)\}$  considered in the main text the quasiparticle mode of  $j = 2f_n - f_{n+1} = 1$  will have a smaller energy gap  $w_j - \mu$  than that of  $j = f_{n+1}$ , resulting in a smaller  $\eta_c$ . This is the key mechanism underlying a moiré lattice can stimulate the occurrence of phase transition. In the absence of  $V_l$ , we have  $g_1^1 = \sqrt{2}$ ,  $w_1 - \mu = \omega_r$  and  $\Delta(\psi) = -\Delta_c$ , resulting in a critical pumping  $\sqrt{-(\Delta_c^2 + \kappa^2)}\omega_r/2\Delta_c$ , which recover that of the open Dicke model.

With the increase of the moiré parameter  $M$ , the value of  $w_j - \mu$  will decrease as can be seen from the expression of  $\mathcal{C}(\alpha)$  (S4) since  $\omega_k = \omega_r/M^2$ , rendering that  $\eta_c$  also decreases. Physically this can be understood as an effective enlargement of the lattice constant, which will decrease the energy gap and thus facilitating phase transition.

#### IV. CAVITY SPECTRUM

The cavity field spectrum is defined as  $S(\omega) = \mathcal{F}(\langle\langle a^\dagger(t_s + t) a(t_s) \rangle\rangle)$ , where  $\mathcal{F}(\cdot)$  indicate Fourier transform with respect to  $t$ ,  $t_s$  is a time long enough for the system reach stationary state. Since  $\langle a^\dagger(t_s + t) a(t_s) \rangle = N |\alpha|^2 + \langle \delta a^\dagger(t_s + t) \delta a(t_s) \rangle$ ,

then we have

$$\begin{aligned} S(\omega) &= 2\pi N |\alpha|^2 \delta(\omega) + \int dt e^{-i\omega t} \langle \delta a^\dagger(t_s + t) \delta a(t_s) \rangle \\ &= 2\pi N |\alpha|^2 \delta(\omega) + \langle \delta a^\dagger(\omega) \delta a(\omega') \rangle, \end{aligned} \quad (\text{S11})$$

where  $\delta a(\omega)$  represent the Fourier transform of  $\delta a(t)$ .

We left multiply  $\mathcal{O}^l$  on both sides of Eq. (S7), where the rows of  $\mathcal{O}^l$  contain the left eigenvectors of the complex matrix  $\mathcal{M}_e$ , from which one can have

$$\frac{d}{dt} \mathcal{V}_l = \mathcal{W} \mathcal{V}_l + \xi_l, \quad (\text{S12})$$

where  $\mathcal{V}_l = \mathcal{O}^l \mathcal{V} = \left\{ \delta d, \delta d^\dagger, \delta e_1, \delta e_1^\dagger, \dots, \delta e_{n_c}, \delta e_{n_c}^\dagger \right\}^T$ ,  $\mathcal{W}$  is a diagonal matrix with the diagonal elements  $\{-i\Delta - \kappa, i\Delta - \kappa, -iw_1^s, iw_1^s, \dots, -iw_{n_c}^s, iw_{n_c}^s\}^T$ , and  $\xi_l^j = \mathcal{O}_{j,1}^l a_{in} + \mathcal{O}_{j,2}^l a_{in}^\dagger$ . Introduce Fourier transforms to the quantum Langevin equations (S12) with

$$\mathcal{O}(\omega) = \frac{1}{\sqrt{2\pi}} \int_{-\infty}^{\infty} e^{i\omega t} \mathcal{O}(t) dt, \mathcal{O}^\dagger(-\omega) = \frac{1}{\sqrt{2\pi}} \int_{-\infty}^{\infty} e^{i\omega t} \mathcal{O}^\dagger(t) dt, \quad (\text{S13})$$

we can deduce  $\tilde{\mathcal{V}}_l(\omega) = \left\{ \delta d(\omega), \delta d^\dagger(-\omega), \delta e_1(\omega), \delta e_1^\dagger(-\omega), \dots, \delta e_{n_c}(\omega), \delta e_{n_c}^\dagger(-\omega) \right\}^T$ , with

$$\begin{aligned} \delta d(\omega) &= \frac{\tilde{\xi}_l^1}{-i(\omega - \Delta) + \kappa}, \delta d^\dagger(-\omega) = \frac{\tilde{\xi}_l^2}{-i(\omega + \Delta) + \kappa}, \\ \delta e_j(\omega) &= \frac{\tilde{\xi}_l^{j+2}}{-i(\omega - w_j^s) + \gamma}, \delta e_j^\dagger(-\omega) = \frac{\tilde{\xi}_l^{j+3}}{-i(\omega + w_j^s) + \gamma}, \end{aligned} \quad (\text{S14})$$

where  $\tilde{\xi}_l^j = \mathcal{O}_{j,1}^l a_{in}(\omega) + \mathcal{O}_{j,2}^l a_{in}^\dagger(-\omega)$ , we have phenomenologically introduced a decay rate  $\gamma$  for the atomic polariton modes.

We then perform a reverse transform  $\mathcal{O}^r \tilde{\mathcal{V}}_l(\omega)$  with the columns of  $\mathcal{O}^r$  contain the right eigenvectors of  $\mathcal{M}_e$ , from which we can have

$$\delta a(\omega) = \mathcal{O}_{11}^r \delta d(\omega) + \mathcal{O}_{12}^r \delta d^\dagger(-\omega) + \sum_{j=1}^{n_c} \left[ \mathcal{O}_{1,j+2}^r \delta e_j(\omega) + \mathcal{O}_{1,j+3}^r \delta e_j^\dagger(-\omega) \right]. \quad (\text{S15})$$

Combining eq. (S14) and (S15), we can have

$$\begin{aligned} \langle \delta a^\dagger(\omega) \delta a(\omega') \rangle &= |\mathcal{O}_{11}^r|^2 \langle \delta d^\dagger(\omega) \delta d(\omega') \rangle + |\mathcal{O}_{12}^r|^2 \langle \delta d(-\omega) \delta d^\dagger(-\omega') \rangle \\ &+ \sum_{j=1}^{n_c} \left[ |\mathcal{O}_{1,j+2}^r|^2 \langle \delta e_j^\dagger(\omega) \delta e_j(\omega') \rangle + |\mathcal{O}_{1,j+3}^r|^2 \langle \delta e_j(-\omega) \delta e_j^\dagger(-\omega') \rangle \right] \\ &\simeq \sum_{j=1}^{n_c} \left[ \frac{\kappa \delta(\omega - \omega')}{|-i(\omega - w_j^s) + \gamma|^2} |\mathcal{O}_{j+2,2}^l \mathcal{O}_{1,j+2}^r|^2 + \frac{\kappa \delta(\omega - \omega')}{|-i(\omega + w_j^s) + \gamma|^2} |\mathcal{O}_{j+3,2}^l \mathcal{O}_{1,j+3}^r|^2 \right], \end{aligned} \quad (\text{S16})$$

where we have assumed that the photonic polariton mode population  $\langle \delta d^\dagger(\omega) \delta d(\omega') \rangle$  is vanishingly small in the case of large  $\Delta_c(\Delta)$ .

## V. TRUNCATED WIGNER METHODS

We adopt the truncated Wigner approximation (TWA) to study the dynamics and obtain the results presented in Fig. 4 of the main text. In an open system, we first apply Wigner-Weyl transform on both sides of the master equation (1) to obtain the evolution equation for the Wigner function  $\mathcal{W}$ , in which we neglect third-order derivatives under TWA. The resulting equation is of the form of a Fokker-Planck equation, which can be simulated with stochastic differential equations

$$\begin{aligned} \frac{d\alpha}{dt} &= [i(\Delta_c - u \text{Re}[\psi^* \mathcal{M}_{2f_{n+1}} \psi]) - \kappa] \alpha - i\eta \text{Re}[\psi^* \mathcal{M}_{f_{n+1}} \psi] + \xi/\sqrt{N}, \\ \frac{d\psi}{dt} &= -i \left[ \omega_k \mathcal{K} + u |\alpha|^2 (2\mathbb{1} + \mathcal{M}_{2f_{n+1}}) + \frac{V_l}{4} \mathcal{M}_{2f_n} + \eta \text{Re}(\alpha) \mathcal{M}_{f_{n+1}} \right] \psi, \end{aligned} \quad (\text{S17})$$

in which  $\{\alpha(0), \psi(0)\}$  are sampled from  $\mathcal{W}(\alpha, \alpha^*, \psi, \psi^*, 0)$  and  $\xi$  is a complex Gaussian random number with variance  $\kappa$  and mean value 0. Specifically, we sample with

$$\begin{pmatrix} \alpha \\ \psi_i \end{pmatrix} = \begin{pmatrix} (m + in) / 2\sqrt{N} \\ o_i + (p_i + iq_i) / 2\sqrt{N} \end{pmatrix}, \quad (\text{S18})$$

where  $m, n, p_i, q_i$  are independent random numbers drawn from a Gaussian distribution with zero mean and unit variance. It means that initially cavity is in coherent vacuum. For an initial state with all atoms in  $\psi_0$  while the other atomic modes are left empty, we have  $o_0 = 1$  and  $o_i = 0$  otherwise. In practice, we sample a system of  $N = 1000$  with 500 trajectories.

## VI. ATOM DIFFUSION DYNAMICS

We have adopted two different schemes to study atomic diffusion and the physics discovered by both schemes are in qualitative agreement. In both schemes the cavity field is treated using TWA with the details described in **V**. Difference lies in that in one scheme the atomic wavefunction is simulated with Gross-Pitaevskii equation

$$i \frac{d\Psi(x, t)}{dt} = \left[ -\frac{\hbar^2}{2m} \partial_x^2 + 4u |\alpha|^2 \cos^2(k_c x) + V_l \cos^2(k_l x) + 2\eta \text{Re}(\alpha) \cos(k_c x) \right] \Psi(x, t), \quad (\text{S19})$$

in which  $|\alpha|^2$  and  $\text{Re}(\alpha)$  are taken from ensemble average of TWA simulation on cavity field. We use this scheme to generate results presented in the main text.

In the other scheme we apply mode expansion to the atomic wavefunction and simulate its dynamics using TWA. For atoms initially prepared in a Gaussian wavepacket with width  $w$

$$\phi(x) = \left( w\sqrt{2\pi} \right)^{-1/2} \exp \left[ -\frac{(x - L/2)^2}{4w^2} \right], \quad (\text{S20})$$

it can be represented by the 1-periodic Fourier series as

$$\phi(x) = a_0 \sqrt{\frac{1}{L}} + \lim_{N \rightarrow \infty} \sqrt{\frac{2}{L}} \left( \sum_{n=1}^N a_n \cos(2\pi n x) + \sum_{n=1}^N b_n \sin(2\pi n x) \right), \quad (\text{S21})$$

where

$$a_0 = \sqrt{\sqrt{2\pi} 2w \text{erf} \left( \frac{1}{4w} \right)}, a_n = 2\sqrt{\sqrt{2\pi} w \cos(n\pi)} e^{-(2n\pi w)^2} \text{Re} \left[ \text{erf} \left( \frac{1}{4w} + 2in\pi w \right) \right], \quad (\text{S22})$$

with  $\text{erf}(\cdot)$  the error function. Compare (S21) with the mode expansion (3) in the main text, in TWA sampling (S18) we choose  $o_i = a_i$ .

Note that as we have omitted the sine term and truncated at  $n_c$ , these will affect the atomic wavepacket reconstructed after TWA simulation, especially when the wavepacket width is small. This is indicated in Fig. S1, in which we compared the original wavepacket with the reconstructed one. However this only cause quantitative differences and will not affect our main results in the text.

With periodic boundary condition considered here, as shown in Fig. S2(b), the width increases at initial time and then gradually approaches a steady value. In the meanwhile, the cavity photon number jump from zero before reaching saturation. We plot the steady state width  $w_s$  versus the pumping strength in Fig. S2(a). As expected, since the lattice constant becomes larger with increased  $M$ , one will have broader wavepacket in the  $M = 5$  case as compared with  $M = 3$  for an initial identical wavepacket. This is true at small  $\eta$ .  $w_s$  abruptly decreases upon the pumping strength passing across a critical value. This diffusion behavior tuned between two distinct diffusive regimes arises from superradiant phase transitions: (i) For small pumping strengths, cavity field is not excited and atomic wavepacket spreads until it reach the unit cell boundary, with the width showcasing damped oscillation as illustrated by the green line in Fig. S2(b). In the steady state, atomic wavefunction distribution is localized in momentum space as shown in the upright inset of Fig. S2(a), indicating extended distribution in coordinate space. (ii) While at large pumping, intracavity field build up to coform a moiré lattice. Different atomic momentum modes are populated via scattering, resulting in momentum space extended distribution at steady state (downleft inset of Fig. S2(a)), and henceforce suppressed expansion and width.

Noteworthy that in the shaded region of Fig. S2(a), for the very same pumping strength, one counter-intuitively have larger  $w_s$  in the  $M = 3$  case instead of  $M = 5$ . In this specific parameter region, atomic wavepacket diffuse in distinct different manner

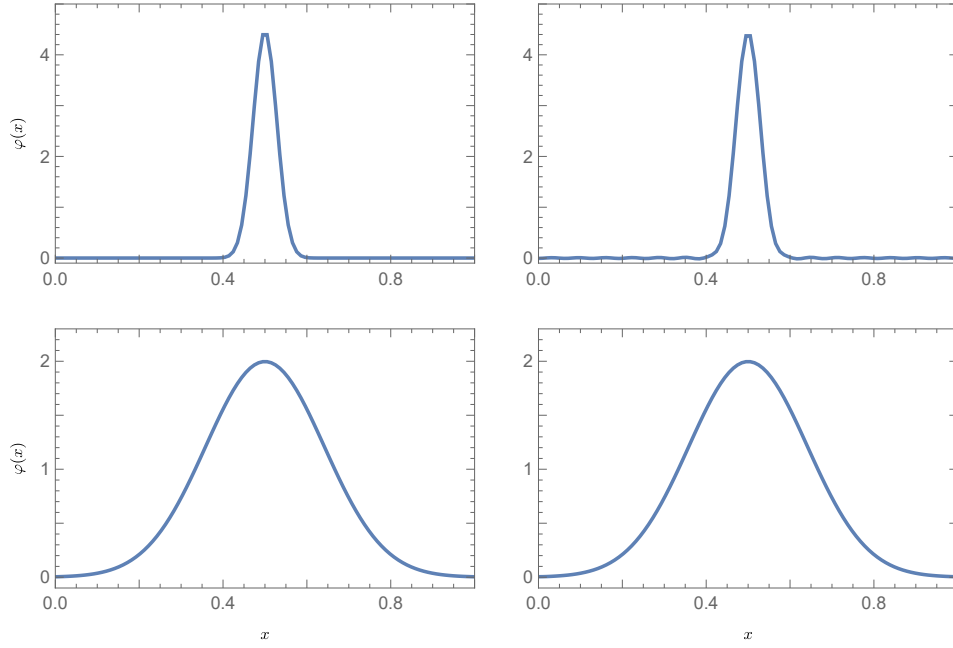


FIG. S1. Original atomic wavepacket (left column) compared with those from reconstruction (right column). The top row is for  $w = 0.02$ , while the second row is for  $w = 0.1$ .

determined by the moiré parameter: In the  $M = 3$  case atomic diffusion behavior can be depicted by (i), while the atomic diffusion in the  $M = 5$  case is attributed to (ii). This completely opposite behavior is manipulated solely by a change in  $M$  with all the other physical parameters identical, thus can be regarded as moiré effect. One can understand this phenomenon as the result of interplay between quantum interference (Anderson localization) and quantum fluctuations of the cavity field. The aid of cavity is indispensable to observe the moiré effect.

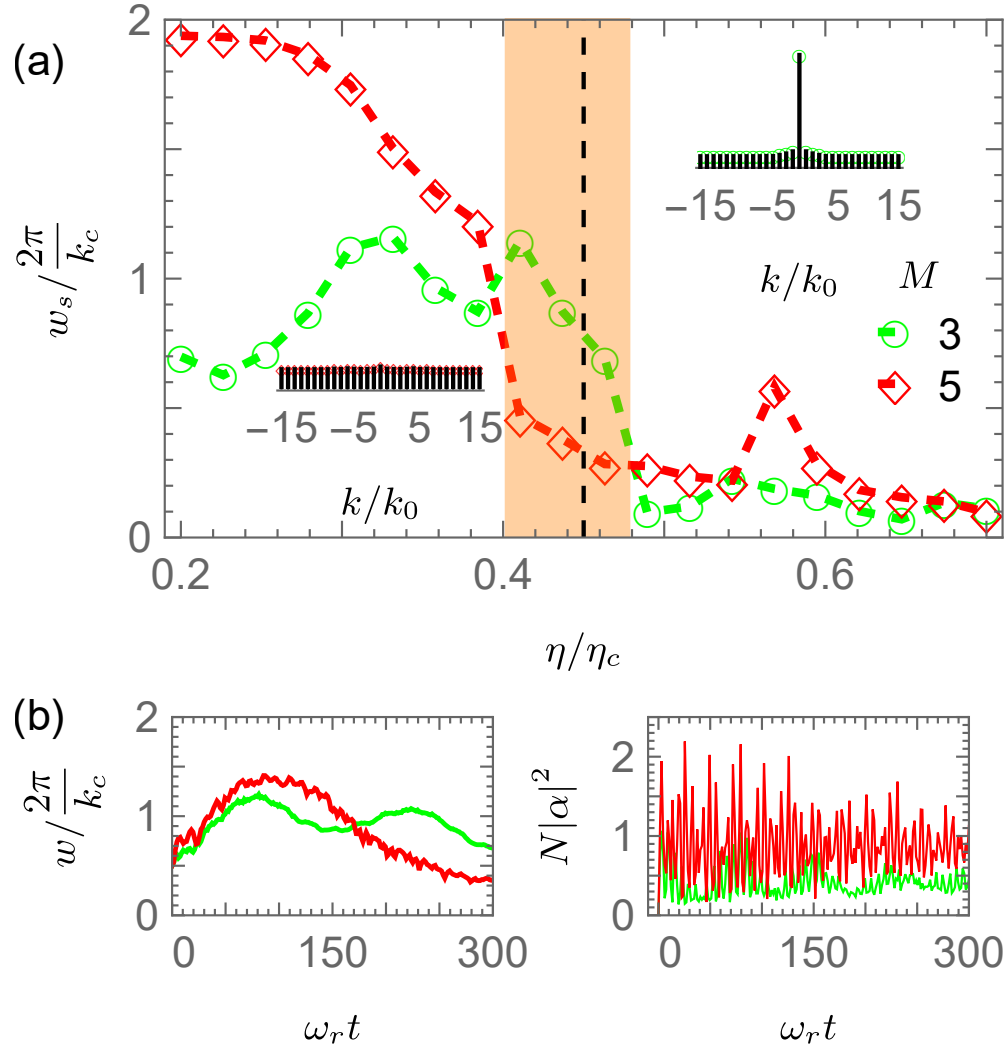


FIG. S2. Quantum diffusion dynamics calculated with TWA. (a) Atom wavepacket width at steady state  $w_s$  versus pumping strength  $\eta$ . In the shaded region  $w_s$  at  $M = 3$  is larger than that at  $M = 5$ , with the insets demonstrating localized (extended) atomic momentum distribution for  $M = 3$  (5) respectively at a  $\eta$  marked by the black dashed line. The corresponding evolution dynamics of atomic wavepacket width  $w$  and cavity photon number are given in (b). The parameters are the same as those in the main text.