

City2Scene: Improving Acoustic Scene Classification with City Features

Yiqiang Cai¹, Yizhou Tan¹, Peihong Zhang¹, Yuxuan Liu¹,
Shengchen Li¹, Xi Shao², Mark D. Plumbley³

¹*Xi'an Jiaotong-Liverpool University, China*, ²*Nanjing University of Posts and Telecommunications, China*,
³*University of Surrey, United Kingdom*

{yiqiang.cai21, yizhou.tan23, peihong.zhang20, yuxuan.liu2204}@student.xjtlu.edu.cn, shengchen.li@xjtlu.edu.cn,
shaoxi@njupt.edu.cn, m.plumbley@surrey.ac.uk

Abstract—Acoustic scene recordings are often collected from a diverse range of cities. Most existing acoustic scene classification (ASC) approaches focus on identifying common acoustic scene patterns across cities to enhance generalization. In contrast, we hypothesize that city-specific environmental and cultural differences in acoustic features are beneficial for the ASC task. In this paper, we introduce City2Scene, a novel framework that leverages city features to improve ASC. City2Scene transfers the city-specific knowledge from city classification models to a scene classification model using knowledge distillation. We evaluated City2Scene on the DCASE Challenge Task 1 datasets, where each audio clip is annotated with both scene and city labels. Experimental results demonstrate that city features provide valuable information for classifying scenes. By distilling the city-specific knowledge, City2Scene effectively improves accuracy for various state-of-the-art ASC backbone models, including both CNNs and Transformers.

Index Terms—City features, acoustic scene classification, knowledge distillation

I. INTRODUCTION

Acoustic Scene Classification (ASC) is a fundamental task in the field of machine listening [1], with applications ranging from environmental monitoring to personalized user experiences in smart devices. The objective of ASC is to categorize short audio clips into pre-defined scene classes such as park, airport, or shopping mall. To enhance acoustic diversity, audio for each scene class is typically recorded across various geographical regions during the data collection phrase. Consequently, these audio samples are annotated with both scene and region labels. In the majority of ASC datasets [2]–[4], the region labels correspond to cities, rather than smaller units like neighborhoods or broader regions like countries. Cities, as relatively independent geographical and administrative entities, provide a wide range of acoustic scenes. Moreover, cities often possess unique cultural and environmental characteristics that are reflected in their acoustic scenes, offering data variability for the development of robust ASC systems.

City labels primarily serve as metadata to balance acoustic scene datasets. The Detection and Classification of Acoustic Scenes and Events (DCASE) challenge pioneered the introduction of a multi-city dataset for ASC, namely TUT Urban Acoustic Scenes 2018 dataset [2], which comprises 24 hours of high-fidelity audio captured across six European cities. The recordings are evenly distributed across each scene and city.

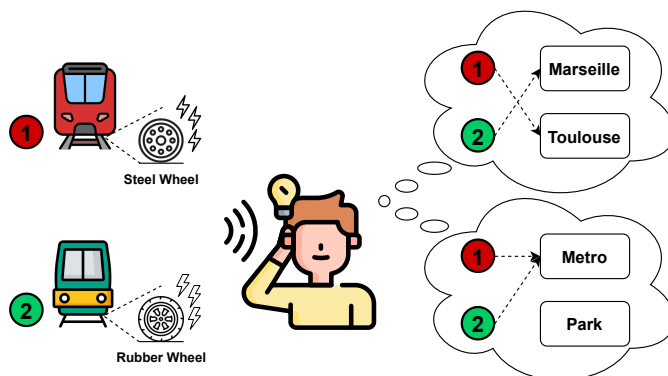


Fig. 1. The sound of metro wheels can tell us apart cities (Toulouse and Marseille), and also scenes (Metro and Park).

Subsequent versions of the DCASE datasets, such as the TAU Urban Acoustic Scene 2020/2022 Mobile development dataset (TAU20 / TAU22) [3], include recordings from additional cities, with some cities exclusively appear in the evaluation set, potentially leading to domain shift issues. The problem of domain shift across cities was further emphasized in the ICME 2024 Grand Challenge [4] by including more unseen cities in the evaluation set, increasing the difficulty of generalization. These data challenges have inspired researchers to focus on identifying common acoustic scene patterns across different cities. The subsequent solutions include data augmentation [5], domain adaptation [6], transfer learning [7] and loss configuration [8].

Despite the significant enhancement in the generalization capability of ASC systems, the relation between city features and acoustic scenes still remains unexplored. In real world, acoustic features of environmental and cultural differences unique to cities could offer valuable clues for distinguishing scenes. For example, as illustrated in Figure 1, the sound of metro wheels could serve as a key indicator to differentiate not only ‘Marseille’ from ‘Toulouse’ but also ‘Metro’ from other scenes like ‘Park’ or ‘Shopping Mall’. Several previous works mentioned the concept of city but ignored the connection between cities and scenes. Bear et al. [9] defined a new audio task of city classification, and proposed a multi-task learning framework sharing feature extractor for both scene

and city classification, which are subsequently regarded as two independent tasks. Tan et al. [10] aimed to disentangle both device and city features from acoustic scenes to address the domain shift challenge. However, the disentanglement may cause the loss of some city-specific characteristics which are instead beneficial for ASC.

This paper conducts a preliminary experiment to explore the role of city features in acoustic scene classification. Specifically, we extract frozen features from pre-trained city classification models to classify acoustic scenes. Experimental results demonstrate that city features contain valuable information for differentiating scenes. Motivated by this finding, we introduce City2Scene, a novel framework that leverages audio features with city-related information to improve the classification accuracy of ASC models. Initially, city labels are used to train a city classification model. The frozen city features are then transformed into city-to-scene soft targets, reflecting city characteristics in soft scene labels. By using a general knowledge distillation framework [11], the city-specific knowledge is integrated to the training process of ASC systems, capturing the unique acoustic characteristics of various cities. To validate our approach, we perform extensive experiments using several state-of-the-art models (CNNs and Transformers) on two ASC datasets that include recordings from various cities. The results show that City2Scene consistently improves the performance of ASC models without incurring additional computational overhead for inference stage. Additionally, the combination of City2Scene and BEATs [12] achieves the state-of-the-art accuracy (79.1%) on the TAU20 dataset [3], significantly surpassing the previous best performance (76.6%) reported in [13]. This study highlights the importance of city-specific information in ASC and paves the way for future research in location-assisted ASC.

II. PROPOSED METHOD

In this section, we present the proposed City2Scene framework in detail. As shown in Figure 2, City2Scene consists of three training stages. Section II-A focuses on the first two stages: training a city classification model and then using the frozen city features to classify acoustic scenes. This section also serves as a preliminary experiment to evaluate the effectiveness of city features for the ASC task. Section II-B describes the third stage that distills city-specific knowledge into the ASC model. Finally, Section II-C introduces the ensemble of city models as the teacher in knowledge distillation.

A. Classifying Acoustic Scenes using City Features

The first stage in the City2Scene framework is to train a city classification model, which consists of a city encoder and a city classifier. The city encoder is used to process the input acoustic feature $x \in \mathbb{R}^{F \times T}$, outputting a feature embedding that encapsulates city-specific information. The feature is then passed through a city classifier, usually a fully connected (FC) layer, followed by a softmax function $\delta(\cdot)$, to predict the city class probabilities. The training process minimizes the city classification loss $\mathcal{L}_{\text{city}}$, defined as:

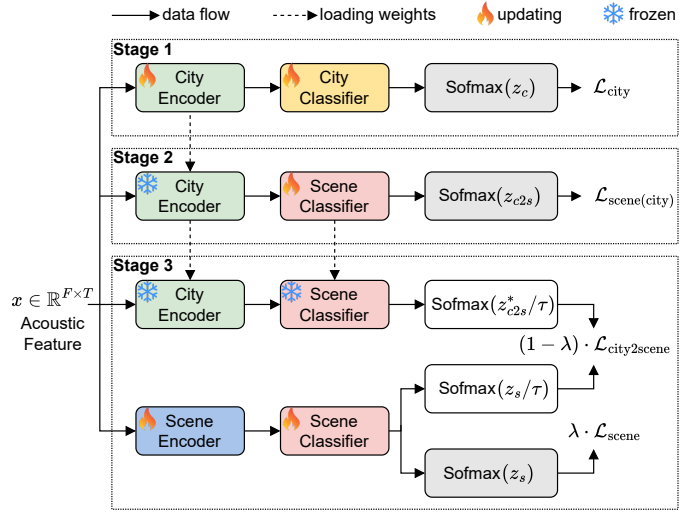


Fig. 2. Illustration of the proposed City2Scene framework. The input feature x is in $\mathbb{R}^{F \times T}$, where F, T respectively denotes frequency and time dimensions. **Stage 1:** Classifying cities. **Stage 2:** Classifying scenes using frozen city features. **Stage 3:** Distilling city knowledge to ASC model.

$$\mathcal{L}_{\text{city}} = \mathcal{L}_{\text{CE}}(\delta(z_c), y_c) \quad (1)$$

where \mathcal{L}_{CE} is the cross-entropy loss, z_c represents the logits of city classes, and y_c is the ground truth city label.

In the second stage, as illustrated in Figure 2, the parameters of city encoder will be frozen once the city classification model is trained. The intermediate features produced by the frozen city encoder represent high-level embeddings of the acoustic characteristics associated with different cities. These frozen city features are passed to another scene classifier. The loss function $\mathcal{L}_{\text{scene(city)}}$ for classifying acoustic scenes using city features is defined as:

$$\mathcal{L}_{\text{scene(city)}} = \mathcal{L}_{\text{CE}}(\delta(z_{c2s}), y_s) \quad (2)$$

where z_{c2s} is the city-to-scene logits produced by the scene classifier, and y_s is the ground truth scene label. Furthermore, after the first two training stages, we can also evaluate the effectiveness of city features for the ASC task by examining the performances of city classifier and scene classifier.

B. Distilling City Knowledge to ASC Model

The third stage of City2Scene focuses on transferring the city-specific knowledge extracted from the pre-trained combination of city encoder and scene classifier to the ASC model through knowledge distillation. The frozen city encoder and scene classifier provide city-to-scene logits z_{c2s}^* , which capture information about how city characteristics contribute to scene classification. These logits are used as the “teacher” to guide the training of the ASC model. The ASC model serves as the “student” in the knowledge distillation process, which receives acoustic inputs and learns to replicate the predictions of the teacher model while simultaneously optimizing for scene classification accuracy. Finally, the ASC student model

is trained with a combination of two loss functions, city2scene loss ($\mathcal{L}_{\text{city2scene}}$) and scene classification loss ($\mathcal{L}_{\text{scene}}$).

Scene classification loss ($\mathcal{L}_{\text{scene}}$) ensures that the ASC model predicts the correct scene labels. It is defined as:

$$\mathcal{L}_{\text{scene}} = \mathcal{L}_{\text{CE}}(\delta(z_s), y_s) \quad (3)$$

where z_s represents the logits for scene classification, $\delta(z_s)$ is the softmax output, and y_s is the ground truth scene label.

City2scene loss ($\mathcal{L}_{\text{city2scene}}$) enables the ASC model to mimic the softened predictions of the teacher model. It is defined as:

$$\mathcal{L}_{\text{city2scene}} = \tau^2 \cdot \mathcal{L}_{\text{KLD}}(\delta(z_s/\tau), \delta(z_{c2s}^*/\tau)) \quad (4)$$

where \mathcal{L}_{KLD} represents the Kullback-Leibler divergence, τ is the temperature scaling factor to soften the probability distributions, and $\delta(z_s/\tau)$ and $\delta(z_{c2s}^*/\tau)$ are the softened predictions of the student and teacher models, respectively.

The overall training objective for the ASC model is:

$$\text{Loss} = \lambda \cdot \mathcal{L}_{\text{scene}} + (1 - \lambda) \cdot \mathcal{L}_{\text{city2scene}} \quad (5)$$

where λ controls the trade-off between label and distillation loss. By combining the losses, the ASC model learns not only to classify scenes accurately but also to integrate the rich city-specific knowledge encoded by the teacher model.

C. Ensembling City Teachers

Following the success of ensembling teachers in previous ASC approaches [11], [14], [15], we additionally create teacher model ensembles to distill diverse and complementary city-specific knowledge. Different models specialize in capturing different aspects of the data due to variations in architectures and feature extraction strategies. CNN-based models, such as CP-ResNet [16] and BC-ResNet [17], excel at capturing features in specific tasks, while Transformer-based models like PaSST [18] and BEATs [12] can learn more general representations from large datasets. By averaging the output logits, the ensemble provides a more comprehensive representation of classes. The average knowledge from different teacher models is described as:

$$z_{c2s}^* = \frac{1}{N} \sum_{i=1}^N z_{c2s}^{(i)} \quad (6)$$

where N denotes the total number of teacher models in the ensemble, $z_{c2s}^{(i)}$ is the city-to-scene logits generated by the i -th teacher model. z_{c2s}^* represents the aggregated logits used for knowledge distillation.

III. EXPERIMENTAL SETUP

A. Datasets

The experiments are conducted on the DCASE Challenge Task 1 datasets, namely the TAU Urban Acoustic Scene 2020/2022 Mobile development datasets (TAU20 / TAU22) [3], where each audio sample is annotated with both a city label and a scene label. Both TAU20 and TAU22 datasets

have ten city classes and ten scene classes, with audio samples approximately evenly distributed across cities and scenes. Both classes of city and scene remain consistent between training set and test set. The primary difference between TAU20 and TAU22 lies in the duration of the audio clips: TAU20 contains 10-second clips, whereas TAU22 comprises 1-second clips. The shorter clip length introduces more challenges for ASC models to capture acoustic patterns. Furthermore, audio in both datasets were recorded using various devices, some exclusive to the test set, resulting in difficulty for generalization. To make consistent comparison with the DCASE solutions, the official train-test split setting is followed in all experiments.

B. Backbones

We implement three CNN-based models and two Transformer-based models as backbones for the City2Scene system. The CNN models, CP-ResNet [16], BC-ResNet [17], and TF-SepNet [19], were top-ranking solutions in recent DCASE Challenges with low-complexity design. As show in Table I, each model contains fewer than 128K parameters and requires less than 30 million multiply-accumulate operations (MACs) of computational overhead. CP-ResNet controls the size of receptive field to improve the generalization of models. BC-ResNet combines 1D temporal convolution with 2D convolution to capture representation of audio features with less computation. TF-SepNet separates the feature processing along the time and frequency dimensions to capture more time-frequency features in audio signals.

The Transformer-based backbones, PaSST [18] and BEATs [12], [14], are pre-trained on AudioSet [20] and widely used in recent DCASE Challenge submissions. PaSST is a supervised Transformer model tailored for audio tasks, which uses a ‘‘patchout’’ mechanism on spectrogram patches to capture long-range dependencies in acoustic features. BEATs, on the other hand, is a self-supervised pre-trained audio Transformer that leverages a bidirectional encoding mechanism. Unlike the low-complexity CNN models, both PaSST and BEATs consume a large number of computational resources, making them primarily adopted as high-performing teacher models for knowledge distillation in the ASC task [11], [15], [21].

C. Training Configuration

We adopt different configurations of audio pre-processing, data augmentation and training strategy, tailored to each backbone model, mostly aligning with the intended design in the original works. City2Scene requires separating the encoder and classifier components of the backbone model. We follow the classifier settings from the original works and treat all previous layers as the encoder. Throughout all three stages of City2Scene, we maintain a consistent configuration for each backbone model. The temperature factor τ in Equation 4 is fixed to 2 as in [11], while the balance coefficient λ in Equation 5 is optimized as a hyperparameter to maximize the performance using the validation set. Detailed hyperparameter settings are provided in the Appendix.

TABLE I

ACCURACY (%) OF CNN AND TRANSFORMER-BASED MODELS IN THREE STAGES ON THE TEST SET OF TAU URBAN ACOUSTIC SCENE 2020/2022 MOBILE DEVELOPMENT DATASET (TAU20 / TAU22) [3]. **PARAM:** NUMBER OF PARAMETERS. **MACs:** MULTIPLY-ACCUMULATE OPERATIONS FOR THE INFERENCE OF 1-SECOND AUDIO. **CITY:** CITY CLASSIFICATION. **SCENE(CITY):** SCENE CLASSIFICATION USING FROZEN CITY FEATURES. **SCENE:** BASELINE SCENE CLASSIFICATION WITHOUT CITY2SCENE (AS REFERENCE). **SINGLE:** DISTILLING KNOWLEDGE FROM A SINGLE CITY TEACHER WITH THE SAME BACKBONE AS SCENE STUDENT. **LAST THREE COLUMNS** PRESENT THE RESULTS OF KNOWLEDGE DISTILLATION WITH DIFFERENT CITY TEACHER ENSEMBLES OF CNNs AND TRANSFORMERS. BEST PERFORMANCE FOR EACH MODEL IS HIGHLIGHTED IN BOLD.

	Model	Param	MACs	Stage 1	Stage 2	Ref.	Stage 3			
				City	Scene(City)	Scene	Single	3 CNN	2 Trans	CNN+Trans
TAU22	CP-ResNet	128K	29M	36.0	37.4	55.4	55.7	55.3	56.8	56.5
	BC-ResNet	82K	30M	33.0	45.5	58.8	61.6	60.3	60.6	59.8
	TF-SepNet	127K	29M	35.1	48.3	61.7	62.7	61.2	62.7	63.3
	PaSST	85M	106M	32.6	54.4	60.3	60.3	60.3	60.3	60.3
	BEATs	98M	7714M	37.8	50.8	62.1	62.3	62.1	62.0	62.4
TAU20	CP-ResNet	128K	29M	40.9	43.1	66.8	67.9	67.5	67.6	67.0
	BC-ResNet	82K	30M	27.6	45.3	66.1	68.1	66.4	66.2	68.6
	TF-SepNet	127K	29M	34.0	55.4	70.1	72.2	71.8	72.5	72.1
	PaSST	85M	106M	37.9	69.8	74.9	75.2	74.9	74.9	74.8
	BEATs	98M	7714M	48.6	67.0	78.8	79.0	77.3	79.1	78.7

IV. RESULTS AND DISCUSSION

Table I presents the main experimental results of this paper, showing the performance of five models (CP-ResNet, BC-ResNet, TF-SepNet, PaSST and BEATs) across three stages on the TAU20 and TAU22 datasets. Each model is evaluated for city classification, scene classification with frozen city features, baseline scene classification (without City2Scene), and knowledge distillation using different city teachers (single teacher, 3 CNN ensemble, 2 Transformer ensemble, and a combined CNN + Transformer ensemble). All results are averaged over three independent runs.

A. City Classification

The city classification results are shown in the Stage 1 column of Table I. It can be seen that city classification generally yields lower accuracy compared to scene classification. For example, TF-SepNet achieves 34.0% city classification accuracy on TAU20, compared to 70.1% scene classification accuracy. The discrepancy is likely due to the complexity of city classification task. Some cities may share similar environmental and cultural soundscapes, which requires the model to identify more discriminative cues in the acoustic features. With the advantages of self-supervised pre-training and attention mechanism, BEATs achieves the the highest accuracy on both TAU20 and TAU22 while consuming the most computational overheads.

B. Scene Classification using City Features

The results for scene classification using frozen city features are presented in the Stage 2 column of Table I. Compared to city classification (Stage 1), models generally achieve higher accuracy in classifying scenes. Moreover, PaSST and BEATs using city features in Stage 2 outperforms BC-ResNet and CP-ResNet using scene features in Ref. on TAU20. The above observations demonstrate that city features contain rich sound information that are discriminative for classifying scenes.

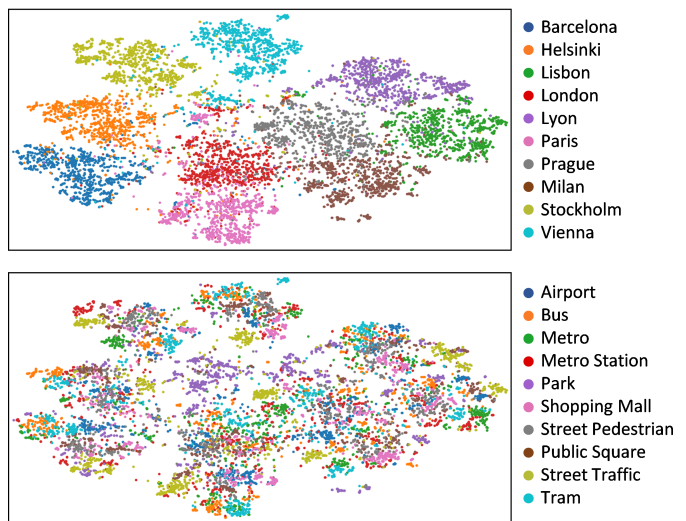


Fig. 3. 2D t-SNE visualization of the frozen city features extracted by TF-SepNet. **Top:** Colored by city labels. **Bottom:** Colored by scene labels.

The benefits of city features are further illustrated in Figure 3, which is the t-SNE visualization of frozen city features extracted by TF-SepNet on TAU20. The top figure shows the samples cluster distinctly based on the city labels, indicating that the city training effectively captures city-specific acoustic patterns. As shown from the bottom figure, the same samples also result in scene-based clustering. This result suggests that city training inherently learns acoustic properties that are also relevant for differentiating scenes.

C. Scene Classification with City Teachers

The Stage 3 of Table I present the results of knowledge distillation. For the baseline without City2Scene, TF-SepNet and BEATs achieve the best performance on both datasets. Notably, using a single city teacher improves scene classification performance for all models, demonstrating the

TABLE II
CLASS-WISE ACCURACY (%) OF TF-SEPNET ON TAU20. CITY2SCENE IS APPLIED WITH THE SINGLE CITY TEACHER SETTING.

Class	Scene	City2Scene	Diff.
Airport	45.1	58.8	+13.7
Bus	91.7	89.9	-1.8
Metro	71.8	76.2	+4.4
Metro Station	62.6	75.4	+12.8
Park	84.7	81.0	-3.7
Public Square	58.5	63.7	+5.2
Shopping Mall	78.6	65.9	-12.7
Street Pedestrian	50.9	53.6	+2.7
Street Traffic	83.8	81.2	-2.6
Tram	72.8	77.3	+4.5
Average	70.1	72.2	+2.1

effectiveness of our proposed City2Scene. Additionally, CNN models benefit more from single city teacher compared to Transformer models, suggesting that simpler architectures may rely more heavily on external guidance, whereas Transformer-based models may already capture a significant amount of context from pre-trained representations. For the city teacher ensembles, results reveal that the optimal configuration of teacher ensemble depends on both backbone architecture and dataset. For example, BC-ResNet achieves the best performance with a single teacher on TAU22 but benefits the most from the CNN+Trans ensemble on TAU20. Generally, teacher ensembles that include Transformers outperform those consisting solely of CNNs. This highlights the value of Transformer-based city teachers, which are better equipped to capture global context of acoustic patterns in the city features.

Table II provides a class-wise comparison of scene classification accuracy without and with City2Scene. Scenes such as ‘Airport’ and ‘Metro’ Station show the largest improvements (13.7% and 12.8%, respectively). It is possible that these scenes have distinctive acoustic features strongly correlated with corresponding city environments, making the city knowledge particularly beneficial. Conversely, ‘Shopping Mall’ experiences the largest performance drop (12.7%), likely due to the homogeneity of shopping mall acoustics across different cities, limiting the city features to provide differentiation.

D. Sensitivity to Hyperparameter

The sensitivity of the models to varying λ values (from 0.1 to 0.9) is presented in Figure 4. Higher values of λ emphasize the label loss, while lower values give more weight to the distillation loss. The Transformer-based models, BEATs and PaSST, show consistent performance under the changes in λ across both datasets. The result indicates that BEATs and PaSST are less sensitive to λ , possibly due to the architectural and pre-training advantages. In contrast, the CNN-based models show different sensitivities to λ across datasets. For instance, CP-ResNet performs best at $\lambda = 0.9$ on TAU20 while peaks at $\lambda = 0.7$ on TAU22. Moreover, the accuracy of TF-SepNet experiences an improvement with the increase of λ while hitting a significant low point at $\lambda = 0.1$ on TAU20. These results suggest that CNN-based models require more

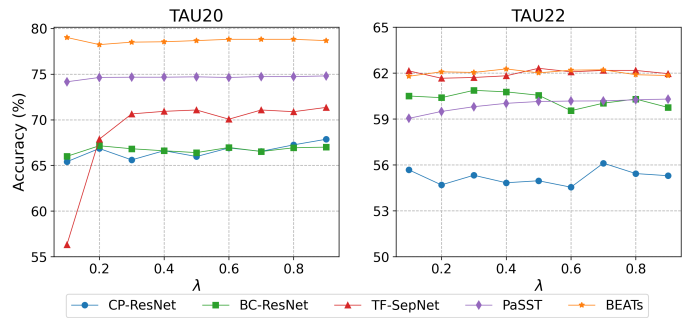


Fig. 4. Line plot visualization of relationship between hyperparameter (λ) and accuracy for different backbone models. Each line is an average over three experiments with the single teacher setting.

careful tuning of λ to achieve optimal performance, especially on datasets with different duration of audio samples.

V. CONCLUSION

In this paper, we proposed City2Scene, a novel framework for improving acoustic scene classification (ASC) by leveraging city features. Experimental results demonstrate the city features include valuable information for classifying scenes, and show the effectiveness of City2Scene across multiple backbone architectures. Furthermore, the ensemble of city teachers outperform the single teacher sometimes, highlighting the importance of diverse and robust city teachers for knowledge distillation. While City2Scene enhances classification for acoustically distinct scenes such as ‘Airport’ and ‘Metro Station’, it degrades performance for more homogeneous scenes like ‘Shopping Mall’, suggesting that city features are most beneficial when the acoustic patterns vary significantly across cities. Future work will investigate more methods to integrate city information into the ASC task. Additionally, exploring potential relations between city features and acoustic scenes remains a promising direction for advancing ASC research.

REFERENCES

- [1] Daniele Barchiesi, Dimitrios Giannoulis, Dan Stowell, and Mark D Plumbley, “Acoustic scene classification: Classifying environments from the sounds they produce,” *IEEE Signal Processing Magazine*, vol. 32, no. 3, pp. 16–34, 2015.
- [2] Annamaria Mesaros, Toni Heittola, and Tuomas Virtanen, “A multi-device dataset for urban acoustic scene classification,” in *Proceedings of the Detection and Classification of Acoustic Scenes and Events 2018 Workshop (DCASE2018)*, November 2018, pp. 9–13.
- [3] Toni Heittola, Annamaria Mesaros, and Tuomas Virtanen, “Acoustic scene classification in DCASE 2020 challenge: Generalization across devices and low complexity solutions,” in *Proceedings of the Detection and Classification of Acoustic Scenes and Events 2020 Workshop (DCASE2020)*, 2020, pp. 56–60.
- [4] Jisheng Bai, Mou Wang, Haohe Liu, Han Yin, Yafei Jia, Siwei Huang, Yutong Du, Dongzhe Zhang, Mark D Plumbley, Dongyuan Shi, et al., “Description on IEEE ICME 2024 grand challenge: Semi-supervised acoustic scene classification under domain shift,” *arXiv preprint arXiv:2402.02694*, 2024.
- [5] Hu Hu, Chao-Han Huck Yang, Xianjun Xia, Xue Bai, Xin Tang, Yajian Wang, Shutong Niu, Li Chai, Juanjuan Li, Hongning Zhu, et al., “A two-stage approach to device-robust acoustic scene classification,” in *2021 IEEE International Conference on Acoustics, Speech and Signal Processing (ICASSP)*. IEEE, 2021, pp. 845–849.

- [6] Shubhr Singh, Helen L Bear, and Emmanouil Benetos, “Prototypical networks for domain adaptation in acoustic scene classification,” in *2021 IEEE International Conference on Acoustics, Speech and Signal Processing (ICASSP)*. IEEE, 2021, pp. 346–350.
- [7] Yang Liu, Alexandras Neophytou, Sunando Sengupta, and Eric Sommerlade, “Cross-modal spectrum transformation network for acoustic scene classification,” in *2021 IEEE International Conference on Acoustics, Speech and Signal Processing (ICASSP)*. IEEE, 2021, pp. 830–834.
- [8] Yongpeng Yan, Wuyang Liu, Yi Chai, and Yanzhen Ren, “Semi-supervised acoustic scene classification under domain shift with mix-match and information bottleneck optimization,” in *2024 IEEE International Conference on Multimedia and Expo Workshops (ICMEW)*. IEEE, 2024, pp. 1–4.
- [9] Helen L Bear, Toni Heittola, Annamaria Mesaros, Emmanouil Benetos, and Tuomas Virtanen, “City classification from multiple real-world sound scenes,” in *2019 IEEE Workshop on Applications of Signal Processing to Audio and Acoustics (WASPAA)*. IEEE, 2019, pp. 11–15.
- [10] Yizhou Tan, Haojun Ai, Shengchen Li, and Mark D. Plumbley, “Acoustic scene classification across cities and devices via feature disentanglement,” *IEEE/ACM Transactions on Audio, Speech, and Language Processing*, vol. 32, pp. 1286–1297, 2024.
- [11] Florian Schmid, Tobias Morocutti, Shahed Masoudian, Khaled Koutini, and Gerhard Widmer, “Distilling the knowledge of transformers and CNNs with CP-mobile,” in *Proceedings of the Detection and Classification of Acoustic Scenes and Events 2023 Workshop (DCASE2023)*, 2023, pp. 161–165.
- [12] Sanyuan Chen, Yu Wu, Chengyi Wang, Shujie Liu, Daniel Tompkins, Zhuo Chen, Wanxiang Che, Xiangzhan Yu, and Furu Wei, “BEATs: Audio pre-training with acoustic tokenizers,” in *Proceedings of the 40th International Conference on Machine Learning (ICML)*. PMLR, 2023, pp. 5178–5193.
- [13] Tobias Morocutti, Florian Schmid, Khaled Koutini, and Gerhard Widmer, “Device-robust acoustic scene classification via impulse response augmentation,” in *2023 31st European Signal Processing Conference (EUSIPCO)*. IEEE, 2023, pp. 176–180.
- [14] Yiqiang Cai, Shengchen Li, and Xi Shao, “Leveraging self-supervised audio representations for data-efficient acoustic scene classification,” in *Proceedings of the Detection and Classification of Acoustic Scenes and Events 2024 Workshop (DCASE2024)*, October 2024, pp. 21–25.
- [15] Bing Han, Wen Huang, Zhengyang Chen, Anbai Jiang, Pingyi Fan, Cheng Lu, Zhiqiang Lv, Jia Liu, Wei-Qiang Zhang, and Yanmin Qian, “Data-efficient low-complexity acoustic scene classification via distilling and progressive pruning,” *arXiv preprint arXiv:2410.20775*, 2024.
- [16] Khaled Koutini, Hamid Eghbal-zadeh, and Gerhard Widmer, “Receptive field regularization techniques for audio classification and tagging with deep convolutional neural networks,” *IEEE/ACM Transactions on Audio, Speech, and Language Processing*, vol. 29, pp. 1987–2000, 2021.
- [17] Byeongeun Kim, Simyung Chang, Jinkyu Lee, and Dooyong Sung, “Broadcasted residual learning for efficient keyword spotting,” in *Proceedings of the Conference of the International Speech Communication Association (INTERSPEECH)*. ISCA, 2021, pp. 4538–4542.
- [18] Khaled Koutini, Jan Schlüter, Hamid Eghbal-zadeh, and Gerhard Widmer, “Efficient training of audio transformers with patchout,” in *Proceedings of the Conference of the International Speech Communication Association (INTERSPEECH)*. ISCA, 2022, pp. 2753–2757.
- [19] Yiqiang Cai, Peihong Zhang, and Shengchen Li, “TF-SepNet: An efficient 1D kernel design in CNNs for low-complexity acoustic scene classification,” in *2024 IEEE International Conference on Acoustics, Speech and Signal Processing (ICASSP)*. IEEE, 2024, pp. 821–825.
- [20] Jort F Gemmeke, Daniel PW Ellis, Dylan Freedman, Aren Jansen, Wade Lawrence, R Channing Moore, Manoj Plakal, and Marvin Ritter, “Audio set: An ontology and human-labeled dataset for audio events,” in *2017 IEEE international conference on acoustics, speech and signal processing (ICASSP)*. IEEE, 2017, pp. 776–780.
- [21] Yiqiang Cai, Minyu Lin, Shengchen Li, and Xi Shao, “DCASE2024 task1 submission: Data-efficient acoustic scene classification with self-supervised teachers,” Tech. Rep., DCASE2024 Challenge, May 2024.
- [22] Hongyi Zhang, Moustapha Cisse, Yann N. Dauphin, and David Lopez-Paz, “mixup: Beyond empirical risk minimization,” in *Proceedings of the International Conference on Learning Representations (ICLR)*, 2018.
- [23] Daniel S. Park, William Chan, Yu Zhang, Chung-Cheng Chiu, Barret Zoph, Ekin D. Cubuk, and Quoc V. Le, “SpecAugment: A simple data augmentation method for automatic speech recognition,” in *Proceedings of the Conference of the International Speech Communication Association (INTERSPEECH)*. ISCA, 2019.
- [24] Florian Schmid, Shahed Masoudian, Khaled Koutini, and Gerhard Widmer, “CP-JKU submission to DCASE22: Distilling knowledge for low-complexity convolutional neural networks from a patchout audio transformer,” Tech. Rep., Detection and Classification of Acoustic Scenes and Events (DCASE) Challenge, 2022.
- [25] Ilya Loshchilov and Frank Hutter, “SGDR: Stochastic gradient descent with warm restarts,” in *Proceedings of the International Conference on Learning Representations (ICLR)*, 2017.

APPENDIX

Table III shows the hyperparameter settings in experiments.

TABLE III
HYPERPARAMETERS OF AUDIO PREPROCESSING, DATA AUGMENTATION AND TRAINING CONFIGURATION FOR VARIOUS BACKBONE MODELS.

Hyperparameter		CP-ResNet	BC-ResNet	TF-SepNet	PaSST	BEATs
Preprocessing	Sampling rate	32kHz				16kHz
	Window length	96ms				25ms
	Hop length	23ms	16ms			10ms
	Mel bins	256	256	512		128
Augmentation	Mixup (α) [22]	0.3			-	0.3
	SpecAug (r, p) [23]	-			-	0.2, 1.0
	Freq-MixStyle (α, p) [24]	0.4, 0.8				0.4, 0.4
	DirAug (p) [13]	0.4				0.6
Training	Optimizer	Adam				AdamW
	Learning rate scheduler	CosineAnnealingWarmRestarts [25]				WarmUpLinearDown [11]
	Peak learning rate	0.04				1e-5
	Max epochs	150			13	30
	Warmup, Down	-			3, 10	4, 26
	T_0, T_{mult}	10, 2				-