

Application of MATEC (Multi-AI Agent Team Care) Framework in Sepsis Care

Andrew Cho¹, Jason M. Woo², Brian Shi¹, Aishwaryaa Udeshi¹,
Jonathan S. H. Woo^{*3}, MD

¹Princeton University, Princeton, NJ

²University of Pittsburgh, School of Computing & Information, PA

³Department of Medicine, Penn Medicine Princeton Health, University of Pennsylvania Health System

* Corresponding author: jonathan.woo@pennmedicine.upenn.edu

Abstract

Under-resourced or rural hospitals have limited access to medical specialists and healthcare professionals, which can negatively impact patient outcomes in sepsis. To address this gap, we developed the MATEC (Multi-AI Agent Team Care) framework, which integrates a team of specialized AI agents for sepsis care. The sepsis AI agent team includes five doctor agents, four health professional agents, and a risk prediction model agent, with an additional 33 doctor agents available for consultations. Ten attending physicians at a teaching hospital evaluated this framework, spending approximately 40 minutes on the web-based MATEC application and participating in the 5-point Likert scale survey (rated from 1-unfavorable to 5-favorable). The physicians found the MATEC framework very useful (Median=4, P=0.01), and very accurate (Median=4, P<0.01). This pilot study demonstrates that a Multi-AI Agent Team Care framework (MATEC) can potentially be useful in assisting medical professionals, particularly in under-resourced hospital settings.

1 Introduction

Studies showed team-based care improves patient outcomes and patient satisfaction.(Reiss-Brennan et al. [2016], Will et al. [2019]) Medical care for hospitalized patients, particularly those with life-threatening conditions like sepsis, requires early, coordinated care from a multidisciplinary team of healthcare professionals.(Rudd et al. [2018], Evans et al. [2021]) However, under-resourced hospitals often face limited access to medical specialists and professionals, which can negatively impact sepsis outcomes. (Jindal et al. [2023])

LLM (large language model) applications via multi-agent conversations have been used in question answering, research and coding.(Swanson et al. [2024], Wu et al. [2023]) Fan et al. described AI hospital which included agents representing a patient, examiner and chief physician; (Fan et al. [2024]) however, real hospital settings involve doctors from many specialities and healthcare professionals such as nurses, pharmacists, social workers, case managers, and patient safety officers to meet the complex medical needs of patients.

Even though LLM-based medical diagnosis has improved over time in accuracy,(Tu et al. [2024], O’Sullivan et al. [2024]) hallucination, reliability and trust remain as barriers to medical usage.(Lee et al. [2023], Zuchowski et al. [2024]) To address this limited access to doctors and current model limitations, we developed the MATEC (Multi-AI Agent Team Care) framework that integrates a team of specialized AI agents into sepsis care workflows to support diagnosis, treatment planning, risk prediction, and patient care. This proof of concept pilot study aims to demonstrate novel use cases for implementing a team of AI agents to enhance patient safety and improve patient outcomes.(Fan et al. [2024], Pierson et al. [2025], Boussina et al. [2024])

2 Methods

Our specialized AI agents were developed using a base language model, prompt engineering, and techniques like Chain of Thought (CoT) Reasoning, ReAct, and RAG (Retriever-Augmented Generation) as illustrated by Figure 1.(Wei et al. [2023], Yao et al. [2023], Ng et al. [2025]) Chroma was used to create a vector database for RAG.(noa)

In the MATEC framework seen in Figure 2, AI agents were designed to work collaboratively to diagnose sepsis and develop treatment plans. The Emergency Medicine Doctor, Hospitalist, Infectious Disease Doctor, and Critical Care AI agents generate differential diagnoses, identify the most likely diagnosis through diagnostic reasoning, and propose treatment plans. The Senior Physician AI agent synthesizes the inputs from doctor AI agents, verifies facts, screens for potential hallucinations, and then provides final diagnoses and treatment recommendations. The Nurse agent generates nursing recommendations, and the Pharmacy agent provides information on medication dosage, and adverse drug effects. Agents, including a Social Worker, Patient Safety Officer and QI (Quality Improvement), address social determinants of health, quality metrics like SEP-1 compliance, and hospital-acquired complication prevention. Meanwhile, a Risk Prediction Model AI agent assesses the risks of patient deterioration using tools such as the National Early Warning Score (NEWS).(Holland and Kellett [2023], Covino et al. [2023])

To evaluate the MATEC framework’s usefulness, accuracy, and relevance, we conducted a survey with ten attending physicians (hospitalist and internal medicine physicians) following a 40-minute session interacting with our MATEC framework on a web interface (Figure 3). These physicians evaluated the framework using six questionnaires on a 5-point Likert Scale (1 = unfavorable, 5 = favorable). Evaluation cases included those from the New England Journal of Medicine cases and detailed hypothetical clinical vignettes involving various sepsis scenarios.

A one-sample Wilcoxon signed-rank test was used to evaluate whether the observed median responses significantly deviated from a neutral score of 3. R statistical software (RStudio 1.4.1717) was used for statistical analysis.

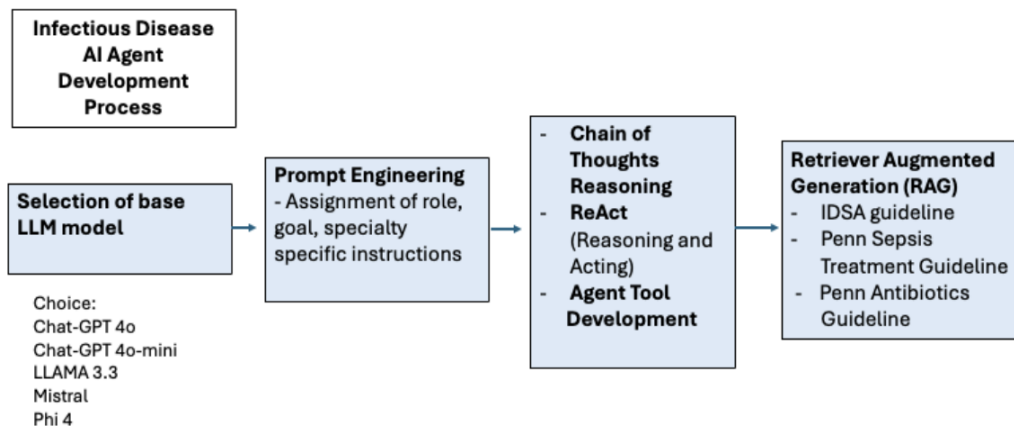


Figure 1

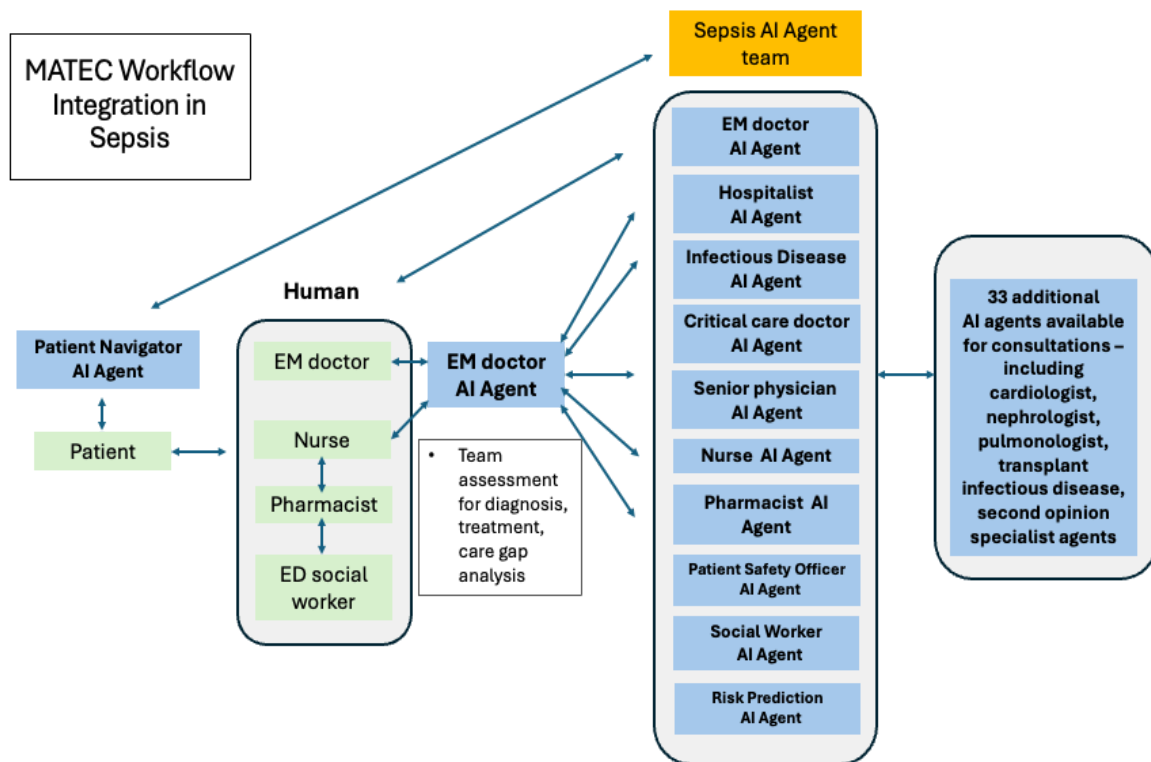


Figure 2

Multi-AI Agent Team Care Framework

Patient Information

This 56-year-old male, with a known history of intravenous (IV) drug use, presents after experiencing one week of persistent low-grade fevers and chills that have progressively intensified over the last 72 hours. He reports episodes of night sweats severe enough that he has had to change his clothing multiple times. Around the same timeframe, he began noticing new exertional dyspnea, initially dismissing it as related to poor conditioning, but it has now advanced to the point where he becomes short of breath walking even short distances. Two days before admission, he developed painful lesions on his fingertips, describing them as small, tender nodules that spontaneously appeared and became red and raised. He also notes occasional sharp left shoulder pain that radiates down his arm, not clearly associated with exertion, making him fear he might be having heart

Select AI Agent Team

Sepsis Team

Select AI Agents

Primary Agents

<input checked="" type="checkbox"/> Emergency Medicine	<input checked="" type="checkbox"/> Senior Physician
<input checked="" type="checkbox"/> Hospitalist	<input checked="" type="checkbox"/> Nurse
<input checked="" type="checkbox"/> Infectious Disease Specialist	<input checked="" type="checkbox"/> Clinical pharmacist
<input checked="" type="checkbox"/> Critical Care Specialist	<input checked="" type="checkbox"/> Risk Prediction Model
<input type="checkbox"/> Cardiologist	<input checked="" type="checkbox"/> Patient Safety and Quality
<input type="checkbox"/> Endocrinologist	<input checked="" type="checkbox"/> Social Work and Case Management
<input type="checkbox"/> Gastroenterologist	
<input type="checkbox"/> Hematologist	

Structured prompt (pre-defined question templates)

Your Question

Please assess this patient's condition from each team member's perspective. What are the key concerns and recommendations from your specialty?

Frequently Asked Questions: Team Assessment ▼

Figure 3: MATEC framework web-based user interface.

3 Results

A user submits patient information and a question using a user interface (Figure 3). Each attending physician selected various clinical scenarios and cases to evaluate and test the framework. They evaluated the accuracy, usefulness, and consistency of the sepsis team agents’ responses, as well as the performance of randomly selected agents among 33 other agents.

Framework Usefulness

10 attending physicians rated the framework to be very useful (Median = 4, $P = 0.01$). Four physicians selected 5 (highly useful), and four chose 4 (very useful), as seen in Figure 6.

Among the ten physicians surveyed, six had prior experience using LLMs like ChatGPT, and they rated this framework as more useful compared to other LLMs (Median = 4.5, $P = 0.03$). Users found structured prompts (pre-defined question templates) under Frequently Asked Questions very useful (Median = 5, $P = 0.005$). Examples of structured prompts are shown in table 1.

Framework Accuracy

The participants rated the framework as very accurate (Median = 4, $P = 0.005$) after testing the framework on various clinical scenarios. Six physicians rated the framework as very accurate (4) and four physicians rated it as highly accurate (5), as illustrated in Figure 6. The example of the senior doctor agent output is shown in Figure 4. The senior physician agent summarizes the final diagnosis, areas of consensus/divergence, comprehensive care plan, and next steps based on inputs of four other doctor agents in the sepsis care team. Users also rated the consistency of AI agent responses as very consistent (Median = 4, $P = 0.007$).

Care Gap Analysis

The sepsis team agents were designed to perform care gap analysis. Users can select a predefined question template for this purpose, such as: “Are there any gaps in the current care plan? Please identify potential areas for improvement in diagnosis, treatment, monitoring, and care coordination from your specialty perspective.”

Each agent evaluates human doctors’ and professionals’ evaluations, diagnoses, and treatments, identifying potential areas for improvements based on its specialty. After individual agent assessment, users receive a summarized analysis from the sepsis team. An example of care gap analysis is shown in Figure 5. Study participants rated this as very useful (Median = 4, $P = 0.02$). In the provided example, the analysis highlighted suboptimal treatment of substance abuse disorder, delays in early intervention for endocarditis diagnosis, and the need for social services to address homelessness.

Social Determinants of Health

Social determinants of health (SDOH) have been shown to significantly influence health outcomes.(Hood et al. [2016]) However, the collection and utilization of SDOH data for both individual and population health management remain unreliable.(Truong et al. [2020])

To effectively collect SDOH information and incorporate it into treatment planning,(Guevara et al. [2024]) a social worker agent was assigned to assess patients for SDOH and identify potential barriers to care. This ensures that comprehensive care planning incorporates these vital information. An example of social worker agent output is shown in Figure 4.

TEAM RECOMMENDATIONS SUMMARY

1. Final Diagnosis

- The specialists collectively agree on the diagnosis of **Infective Endocarditis** with tricuspid valve involvement, likely secondary to IV drug use. This is supported by the presence of vegetation on the tricuspid valve, Osler's nodes, and a new systolic murmur. The elevated lactate and leukocytosis suggest **Sepsis** secondary to the endocarditis. The level of certainty is high given the clinical presentation and echocardiogram findings.

2. Areas of Consensus/Divergence

- Consensus:

- All specialists agree on the diagnosis of infective endocarditis and the need for immediate initiation of broad-spectrum IV antibiotics after obtaining blood cultures.

- There is a consensus on the need for ICU admission due to the risk of rapid clinical deterioration and the need for close monitoring.

- Frequent monitoring and fluid resuscitation are universally recommended to manage potential sepsis-induced hypoperfusion.

- The need for cardiology consultation is agreed upon to manage the tricuspid valve vegetation and potential complications.

- Social and addiction support is emphasized by all specialists to address the patient's homelessness and substance use disorder.

- Divergence:

- There is no significant divergence in the recommendations. All specialists align on the critical aspects of the patient's management, focusing on infection control, cardiac monitoring, and supportive care.

3. Comprehensive Care Plan

- Immediate Interventions:

- Initiate broad-spectrum IV antibiotics (e.g., Vancomycin) after obtaining blood cultures.

- Begin fluid resuscitation to address potential hypoperfusion.

- Admit the patient to the ICU for continuous monitoring of vital signs, hemodynamics, and organ function.

- Further Management:

- Cardiology consultation for further evaluation of the tricuspid valve and potential surgical intervention if indicated.

- Infectious disease consultation to tailor antimicrobial therapy based on culture results.

- Social services and addiction specialists to engage the patient in support programs for homelessness and substance use disorder.

- Monitoring and Follow-up:

- Continuous cardiac monitoring to detect arrhythmias.

- Regular assessment of renal function and fluid balance.

- Follow-up echocardiograms to monitor the response to treatment and valvular function.

4. Implementation Strategy

- Immediate Next Steps:

Social work and case management AI Agent

As a Social Work and Case Management specialist, my role is to focus on the psychosocial aspects of the patient's care, addressing social determinants of health, and ensuring effective care transitions and resource coordination. Here is my assessment of the patient's condition:

Key Concerns:

- **Homelessness and Housing Instability:** The patient is currently homeless, staying in shelters or with friends, which poses a significant barrier to consistent healthcare access and recovery.

- **Substance Use Disorder:** Ongoing IV drug use, particularly heroin, complicates the patient's medical condition and requires specialized addiction support.

- **Lack of Support System:** The patient has minimal support from family or friends, which can impact adherence to treatment and follow-up care.

- **Unemployment and Financial Instability:** The patient's unemployment status may limit access to necessary healthcare services and medications.

Figure 4: Example output from sepsis medical team and social work AI agent. A case with sepsis due to endocarditis

Team Assessment	Assess the patient's condition from each team member's perspective. Identify key concerns and recommendations from your specialty.
Care Gap Analysis	Identify gaps in the current care plan, including potential improvements in diagnosis, treatment, monitoring, and care coordination.
Differential Diagnosis Analysis	Provide a differential diagnosis based on the patient's presentation and clinical findings, with reasoning and supporting evidence.
Treatment Plan	Recommend a treatment plan, including immediate interventions and long-term management strategies.
Antibiotic Management	Determine the appropriate antibiotic regimen, considering local resistance patterns, patient factors, and current guidelines.
Pharmacy Assessment	Assess medication management and pharmaceutical care considerations, including medication safety and monitoring.

Table 1: Structured prompt examples (pre-defined question templates) under Frequently Asked Questions

Care gap analyzer AI Agent

Here is a structured summary based on the care gap assessments provided:

IDENTIFIED CARE GAPS:

1. Suboptimal Management of Substance Use Disorder (SUD): The patient has a history of IV drug use with multiple failed detox attempts, indicating a need for comprehensive addiction support.
2. Housing Instability and Lack of Social Support: The patient's homelessness and minimal support system complicate adherence to treatment and follow-up care.
3. Delayed Recognition and Treatment of Infective Endocarditis: The patient presented with classic signs but delayed seeking care, highlighting a gap in early intervention.
4. Inadequate Preventive Care and Chronic Disease Management: Lack of regular follow-up for conditions like Hepatitis C and potential heart murmur.
5. Nutritional Deficiencies and Mental Health Support: Poor nutrition and potential anxiety require additional support and evaluation.

QUALITY METRICS ASSESSMENT:

- Current Performance: Timely initiation of empiric antibiotics and monitoring for infective endocarditis; however, gaps exist in preventive care and continuity of care.
- Target Performance: Early recognition and intervention for infective endocarditis, comprehensive management of SUD, and improved access to preventive care.
- Areas for Improvement: Enhance care coordination, patient education, and engagement in substance use treatment programs.

RECOMMENDED INTERVENTIONS:

1. Integrated Care for SUD: Implement a multidisciplinary approach involving addiction specialists, social workers, and mental health professionals.
2. Housing and Social Support Services: Connect the patient with housing resources and social services to improve stability and adherence to care.
3. Preventive Care and Chronic Disease Management: Initiate treatment for Hepatitis C and ensure follow-up for cardiac evaluation.
4. Nutritional and Mental Health Support: Consult a dietitian and refer to mental health services for comprehensive support.

IMPLEMENTATION STRATEGY:

- Short-term actions: Initiate empiric antibiotic therapy, perform TEE for detailed valve assessment, and engage social services for immediate housing support.
- Long-term planning: Develop a comprehensive discharge plan with follow-up appointments and integrate addiction treatment into the care plan.
- Resource requirements: Multidisciplinary team involvement, access to community resources, and financial support for medications and follow-up care.

MONITORING PLAN:

- Key metrics to track: Clinical response to antibiotics, engagement in substance use treatment, and housing stability.
- Follow-up schedule: Regular appointments with primary care, infectious disease, cardiology, and addiction services.
- Success criteria: Resolution of infective endocarditis, improved adherence to treatment plans, and enhanced social stability and support.

By addressing these care gaps and implementing the recommended interventions, the patient's immediate and long-term health outcomes can be significantly improved, reducing the risk of recurrent infections and complications.

Figure 5: Example of Care Gap Analysis.

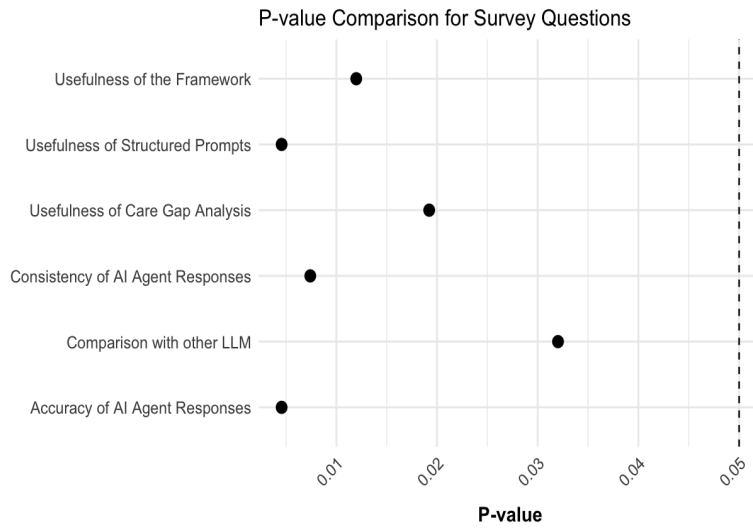
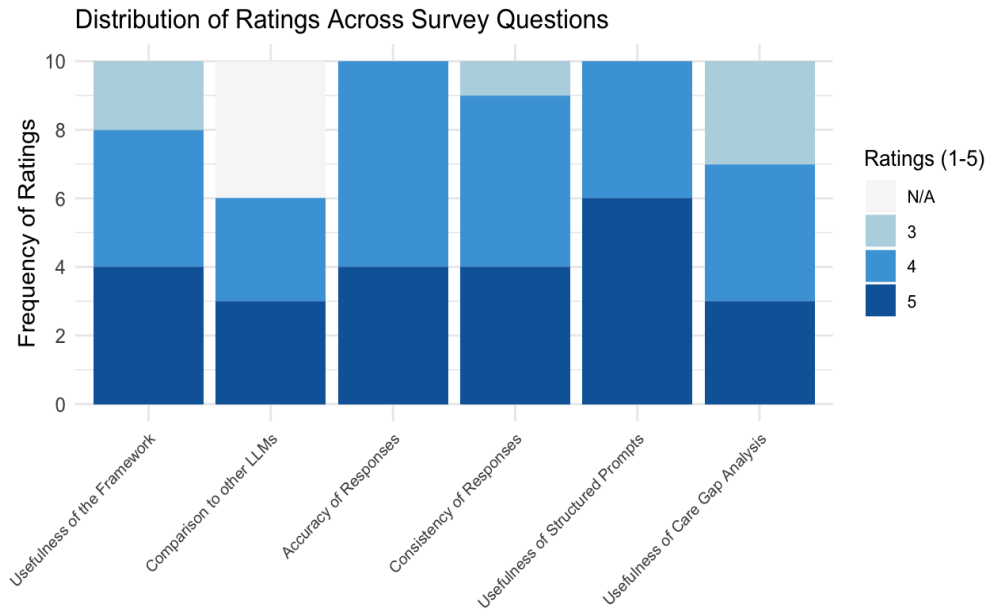


Figure 6: Stacked bar chart illustrating distribution of survey results based on Likert-scale from 1 to 5.

4 Discussion

The MATEC framework was developed to address the limited access to specialists and health professionals affecting rural and under-resourced hospitals. This framework demonstrates how specialized AI agents can aid human medical teams by assisting in diagnosis, treatment planning, and the identification of care gaps.

The collaborative of the Institute of Medicine roundtable outlined key principles of team-based healthcare, including shared goals, clearly defined roles, mutual trust, effective communication, and measurable processes and outcomes.(Mitchell et al. [2012]) To align with these principles, the MATEC framework incorporates system prompts to establish shared goals of the sepsis team, define clear roles among doctor and health professional agents, and ensure transparent reasoning and diagnostic processes to foster mutual trust and effective communication. In addition, the framework includes a patient safety and quality improvement (QI) agent to monitor compliance with SEP-1 (Sepsis and Septic Shock Early Management Bundle) and hospital acquired infection prevention measures. (Boussina et al. [2024]) Furthermore, a social determinants of health assessment was performed by a social work AI agent as studies showed the significant association of bloodstream infection rates with areas with higher poverty levels and drug use.(Guevara et al. [2024], Quagliarello et al. [2002], Rha et al. [2023])

Study participants rated the framework favorably (Figure 6). Ten attending physicians found the MATEC framework very useful (Median=4, $P=0.01$) and very accurate (Median=4, $P<0.01$). The high accuracy rating of this framework indicates that multiple agents cross-verifying outputs can effectively minimize errors and hallucinations. Participants also rated this framework as more useful than other LLMs.

There are multiple ways that the framework can be potentially applied in clinical settings. When a patient presents to an emergency department with initial complaints, the framework can assist the human team via decision support: the MATEC agents can assist with initial diagnosis, diagnostic work-ups, and treatment planning. The emergency medicine doctor agent receives a summary of the sepsis team agents' comprehensive assessment and care gap analysis, identifying areas that may be inadequately addressed from medical, patient safety, quality, and social work perspectives.

After hospital admission, the MATEC sepsis team can monitor treatment responses and suggest potential treatment modifications to the human team. The risk prediction model agent monitors patient condition at predetermined intervals and provides recommendations when there are signs of deterioration. The pharmacist agent will monitor medication dosages, drug interactions, and potential side effects. Users can also consult any specialist agent if there are specific needs. For example, while a cardiologist agent is not a part of the core sepsis team, it can be consulted for endocarditis if suggested by the sepsis agent team.

During the pilot study, participants had access to 33 specialist agents—including a nephrologist, pulmonologist, and transplant infectious disease agent—beyond the 10 core sepsis team agents. The framework is designed for future scalability, allowing the deployment of additional specialist agents as needed. A patient navigator agent shown in Figure 2 can explain medical teams' treatments to a patient in understandable language and help patients better understand their illnesses (Figure 7). When a patient is ready for discharge, a case management agent can assist the human team with identifying barriers to discharge and needs for home health services. The sepsis team can provide the summary of hospitalization to the primary care doctor or agent.(Hartman et al. [2024], Zaretsky et al. [2024]) Care gap analysis content can also be customized depending on who is using it. A summary of care gap analysis of all patients in a particular hospital unit can be sent regularly to a unit medical director, nurse manager and safety officer to optimize care and reduce preventable complications. The MATEC framework was developed to address the variety of tasks mentioned above, but it requires further development to ensure reliable and consistent performance. Even though this pilot study was done using a web-based application for a proof of concept, the application will need to be embedded into electronic health records to better integrate with existing workflows.

The MATEC framework has multiple advantages compared with a single LLM-based approach. First, multiple agents can reduce the cognitive burden on human doctors by assisting with diagnoses and treatment planning after comprehensive assessments with multiple specialists' perspectives. Second, its modular structure makes it less prone to model drift and deterioration by enabling the use of different base LLM models.(Barabucci et al. [2024], Touvron et al. [2023]) The LLM model's performance significantly depends on its training data. As newer LLM models increasingly use synthetic data for model training and techniques

like distillation, newer models need to be tested for their accuracy and reliability prior to wide adoption. (Li et al. [2023], Smolyak et al. [2024], Liu et al. [2024]) Third, the framework’s multiple agents review each others’ outputs for fact verification to reduce hallucinations, unlike a single LLM-based approach. Furthermore, the structured approach of the sepsis agent team ensures the consistent inclusion of safety measures and social determinants of health assessment with dedicated patient safety and social work agents instead of focusing solely on diagnosis and immediate treatment.

The MATEC framework also has limitations. Although this pilot study showed our multi-AI agent team-care framework has excellent accuracy and usefulness rated by evaluators, the technologies behind AI agents are in their early stage and rapidly advancing. More advanced agent technologies will enhance the capabilities and efficacy of the MATEC framework.

5 Conclusion

This proof of concept pilot study demonstrates that the Multi-AI Agent Team Care (MATEC) framework can potentially be used to assist medical professionals, particularly in under-resourced hospital settings. More studies are necessary for applications of the multi-agent framework in clinical settings.

References

Introduction - Chroma Docs. URL <https://docs.trychroma.com/docs/overview/introduction>.

Gioele Barabucci, Victor Shia, Eugene Chu, Benjamin Harack, Kyle Laskowski, and Nathan Fu. Combining Multiple Large Language Models Improves Diagnostic Accuracy. *NEJM AI*, 1(11):AIcs2400502, October 2024. doi: 10.1056/AIcs2400502. URL <https://ai.nejm.org/doi/full/10.1056/AIcs2400502>. Publisher: Massachusetts Medical Society.

Aaron Boussina, Rishivardhan Krishnamoorthy, Kimberly Quintero, Shreyansh Joshi, Gabriel Wardi, Hayden Pour, Nicholas Hilbert, Atul Malhotra, Michael Hogarth, Amy M. Sitapati, Chad VanDenBerg, Karandeep Singh, Christopher A. Longhurst, and Shamim Nemati. Large Language Models for More Efficient Reporting of Hospital Quality Measures. *NEJM AI*, 1(11):AIcs2400420, October 2024. doi: 10.1056/AIcs2400420. URL <https://ai.nejm.org/doi/full/10.1056/AIcs2400420>. Publisher: Massachusetts Medical Society.

Marcello Covino, Claudio Sandroni, Davide Della Polla, Giuseppe De Matteis, Andrea Piccioni, Antonio De Vita, Andrea Russo, Sara Salini, Luigi Carbone, Martina Petrucci, Mariano Pennisi, Antonio Gasbarri, and Francesco Franceschi. Predicting ICU admission and death in the Emergency Department: A comparison of six early warning scores. *Resuscitation*, 190:109876, September 2023. ISSN 1873-1570. doi: 10.1016/j.resuscitation.2023.109876.

Laura Evans, Andrew Rhodes, Waleed Alhazzani, Massimo Antonelli, Craig M. Coopersmith, Craig French, Flávia R. Machado, Lauralyn Mcintyre, Marlies Ostermann, Hallie C. Prescott, Christa Schorr, Steven Simpson, W. Joost Wiersinga, Fayez Alshamsi, Derek C. Angus, Yaseen Arabi, Luciano Azevedo, Richard Beale, Gregory Beilman, Emilie Belley-Cote, Lisa Burry, Maurizio Cecconi, John Centofanti, Angel Coz Yataco, Jan De Waele, R. Phillip Dellinger, Kent Doi, Bin Du, Elisa Estenssoro, Ricard Ferrer, Charles Gomersall, Carol Hodgson, Morten Hylander Møller, Theodore Iwashyna, Shevin Jacob, Ruth Kleinpell, Michael Klompas, Younsuck Koh, Anand Kumar, Arthur Kwizera, Suzana Lobo, Henry Masur, Steven McGloughlin, Sangeeta Mehta, Yatin Mehta, Mervyn Mer, Mark Nunnally, Simon Oczkowski, Tiffany Osborn, Elizabeth Papatthanassoglou, Anders Perner, Michael Puskarich, Jason Roberts, William Schweickert, Maureen Seckel, Jonathan Sevransky, Charles L. Sprung, Tobias Welte, Janice Zimmerman, and Mitchell Levy. Surviving Sepsis Campaign: International Guidelines for Management of Sepsis and Septic Shock 2021. *Critical Care Medicine*, 49(11):e1063–e1143, November 2021. ISSN 1530-0293. doi: 10.1097/CCM.0000000000005337.

- Zhihao Fan, Jialong Tang, Wei Chen, Siyuan Wang, Zhongyu Wei, Jun Xi, Fei Huang, and Jingren Zhou. AI Hospital: Benchmarking Large Language Models in a Multi-agent Medical Interaction Simulator, June 2024. URL <http://arxiv.org/abs/2402.09742>. arXiv:2402.09742 [cs].
- Marco Guevara, Shan Chen, Spencer Thomas, Tafadzwa L. Chaunzwa, Idalid Franco, Benjamin H. Kann, Shalini Moningi, Jack M. Qian, Madeleine Goldstein, Susan Harper, Hugo J. W. L. Aerts, Paul J. Catalano, Guergana K. Savova, Raymond H. Mak, and Danielle S. Bitterman. Large language models to identify social determinants of health in electronic health records. *npj Digital Medicine*, 7(1):1–14, January 2024. ISSN 2398-6352. doi: 10.1038/s41746-023-00970-0. URL <https://www.nature.com/articles/s41746-023-00970-0>. Publisher: Nature Publishing Group.
- Vince Hartman, Xinyuan Zhang, Ritika Poddar, Matthew McCarty, Alexander Fortenko, Evan Sholle, Rahul Sharma, Thomas Champion, Jr, and Peter A. D. Steel. Developing and Evaluating Large Language Model-Generated Emergency Medicine Handoff Notes. *JAMA Network Open*, 7(12):e2448723, December 2024. ISSN 2574-3805. doi: 10.1001/jamanetworkopen.2024.48723. URL <https://doi.org/10.1001/jamanetworkopen.2024.48723>.
- Mark Holland and John Kellett. The United Kingdom’s National Early Warning Score: should everyone use it? A narrative review. *Internal and Emergency Medicine*, 18(2):573–583, 2023. ISSN 1828-0447. doi: 10.1007/s11739-022-03189-1. URL <https://www.ncbi.nlm.nih.gov/pmc/articles/PMC9813902/>.
- Carlyn M. Hood, Keith P. Gennuso, Geoffrey R. Swain, and Bridget B. Catlin. County Health Rankings: Relationships Between Determinant Factors and Health Outcomes. *American Journal of Preventive Medicine*, 50(2):129–135, February 2016. ISSN 1873-2607. doi: 10.1016/j.amepre.2015.08.024.
- Monique Jindal, Krisda H. Chaichachati, Vicki Fung, Spero M. Manson, and Karoline Mortensen. Eliminating health care inequities through strengthening access to care. *Health Services Research*, 58 Suppl 3(Suppl 3):300–310, December 2023. ISSN 1475-6773. doi: 10.1111/1475-6773.14202.
- Peter Lee, Sebastien Bubeck, and Joseph Petro. Benefits, Limits, and Risks of GPT-4 as an AI Chatbot for Medicine. *New England Journal of Medicine*, 388(13):1233–1239, March 2023. ISSN 0028-4793. doi: 10.1056/NEJMSr2214184. URL <https://www.nejm.org/doi/full/10.1056/NEJMSr2214184>. Publisher: Massachusetts Medical Society. eprint: <https://www.nejm.org/doi/pdf/10.1056/NEJMSr2214184>.
- Zhuoyan Li, Hangxiao Zhu, Zhuoran Lu, and Ming Yin. Synthetic Data Generation with Large Language Models for Text Classification: Potential and Limitations, October 2023. URL <http://arxiv.org/abs/2310.07849>. arXiv:2310.07849 [cs].
- Qidong Liu, Xian Wu, Xiangyu Zhao, Yuanshao Zhu, Zijian Zhang, Feng Tian, and Yefeng Zheng. Large Language Model Distilling Medication Recommendation Model, February 2024. URL <http://arxiv.org/abs/2402.02803>. arXiv:2402.02803 [cs].
- Pamela Mitchell, Matthew Wynia, Robyn Golden, Bob McNellis, Sally Okun, C. Edwin Webb, Valerie Rohrbach, and Isabelle Von Kohorn. Core Principles & Values of Effective Team-Based Health Care. *NAM Perspectives*, October 2012. ISSN 2578-6865. doi: 10.31478/201210c. URL <https://nam.edu/perspectives-2012-core-principles-values-of-effective-team-based-health-care/>.
- Karen Ka Yan Ng, Izuki Matsuba, and Peter Chengming Zhang. RAG in Health Care: A Novel Framework for Improving Communication and Decision-Making by Addressing LLM Limitations. *NEJM AI*, 2(1): AIra2400380, January 2025. doi: 10.1056/AIra2400380. URL <https://ai.nejm.org/doi/full/10.1056/AIra2400380>. Publisher: Massachusetts Medical Society.
- Jack W. O’Sullivan, Anil Palepu, Khaled Saab, Wei-Hung Weng, Yong Cheng, Emily Chu, Yaanik Desai, Aly Elezaby, Daniel Seung Kim, Roy Lan, Wilson Tang, Natalie Tapaskar, Victoria Parikh, Sneha S. Jain, Kavita Kulkarni, Philip Mansfield, Dale Webster, Juraj Gottweis, Joelle Barral, Mike Schaeckermann, Ryutaro Tanno, S. Sara Mahdavi, Vivek Natarajan, Alan Karthikesalingam, Euan Ashley, and Tao Tu. Towards Democratization of Subspecialty Medical Expertise, October 2024. URL <http://arxiv.org/abs/2410.03741>. arXiv:2410.03741 [cs].

- Emma Pierson, Divya Shanmugam, Rajiv Movva, Jon Kleinberg, Monica Agrawal, Mark Dredze, Kadija Ferryman, Judy Wawira Gichoya, Dan Jurafsky, Pang Wei Koh, Karen Levy, Sendhil Mullainathan, Ziad Obermeyer, Harini Suresh, and Keyon Vafa. Using Large Language Models to Promote Health Equity. *NEJM AI*, 0(0):AIp2400889, January 2025. doi: 10.1056/AIp2400889. URL <https://ai-nejm-org.proxy.library.upenn.edu/doi/full/10.1056/AIp2400889>. Publisher: Massachusetts Medical Society.
- Bianca Quagliarello, Christian Cespedes, Maureen Miller, Aixsa Toro, Peter Vavagiakis, Robert S. Klein, and Franklin D. Lowy. Strains of *Staphylococcus aureus* obtained from drug-use networks are closely linked. *Clinical Infectious Diseases: An Official Publication of the Infectious Diseases Society of America*, 35(6):671–677, September 2002. ISSN 1537-6591. doi: 10.1086/342196.
- Brenda Reiss-Brennan, Kimberly D. Brunisholz, Carter Dredge, Pascal Briot, Kyle Grazier, Adam Wilcox, Lucy Savitz, and Brent James. Association of Integrated Team-Based Care With Health Care Quality, Utilization, and Cost. *JAMA*, 316(8):826–834, August 2016. ISSN 0098-7484. doi: 10.1001/jama.2016.11232. URL <https://doi.org/10.1001/jama.2016.11232>.
- Brian Rha, Isaac See, Lindsay Dunham, Preeta K. Kutty, Lauren Moccia, Ibironke W. Apata, Jennifer Ahern, Shelley Jung, Rongxia Li, Joelle Nadle, Susan Petit, Susan M. Ray, Lee H. Harrison, Carmen Bernu, Ruth Lynfield, Ghinwa Dumyati, Marissa Tracy, William Schaffner, D. Cal Ham, Shelley S. Magill, Erin N. O’Leary, Jeneita Bell, Arjun Srinivasan, L. Clifford McDonald, Jonathan R. Edwards, and Shannon Novosad. Vital Signs: Health Disparities in Hemodialysis-Associated *Staphylococcus aureus* Bloodstream Infections - United States, 2017-2020. *MMWR. Morbidity and mortality weekly report*, 72(6):153–159, February 2023. ISSN 1545-861X. doi: 10.15585/mmwr.mm7206e1.
- Kristina E. Rudd, Niranjana Kissoon, Direk Limmathurotsakul, Sotharith Bory, Birungi Mutahunga, Christopher W. Seymour, Derek C. Angus, and T. Eoin West. The global burden of sepsis: barriers and potential solutions. *Critical Care*, 22:232, September 2018. ISSN 1364-8535. doi: 10.1186/s13054-018-2157-z. URL <https://www.ncbi.nlm.nih.gov/pmc/articles/PMC6151187/>.
- Daniel Smolyak, Margrét V Bjarnadóttir, Kenyon Crowley, and Ritu Agarwal. Large language models and synthetic health data: progress and prospects. *JAMIA Open*, 7(4):ooae114, December 2024. ISSN 2574-2531. doi: 10.1093/jamiaopen/ooae114. URL <https://doi.org/10.1093/jamiaopen/ooae114>.
- Kyle Swanson, Wesley Wu, Nash L. Bulaong, John E. Pak, and James Zou. The Virtual Lab: AI Agents Design New SARS-CoV-2 Nanobodies with Experimental Validation, November 2024. URL <https://www.biorxiv.org/content/10.1101/2024.11.11.623004v1>. Pages: 2024.11.11.623004 Section: New Results.
- Hugo Touvron, Thibaut Lavril, Gautier Izacard, Xavier Martinet, Marie-Anne Lachaux, Timothée Lacroix, Baptiste Rozière, Naman Goyal, Eric Hambro, Faisal Azhar, Aurelien Rodriguez, Armand Joulin, Edouard Grave, and Guillaume Lample. LLaMA: Open and Efficient Foundation Language Models, February 2023. URL <http://arxiv.org/abs/2302.13971>. arXiv:2302.13971 [cs].
- Hannah P. Truong, Alina A. Luke, Gmerice Hammond, Rishi K. Wadhwa, Mat Reidhead, and Karen E. Joynt Maddox. Utilization of Social Determinants of Health ICD-10 Z-Codes Among Hospitalized Patients in the United States, 2016-2017. *Medical Care*, 58(12):1037–1043, December 2020. ISSN 1537-1948. doi: 10.1097/MLR.0000000000001418.
- Tao Tu, Shekoofeh Azizi, Danny Driess, Mike Schaekermann, Mohamed Amin, Pi-Chuan Chang, Andrew Carroll, Charles Lau, Ryutaro Tanno, Ira Ktena, Anil Palepu, Basil Mustafa, Aakanksha Chowdhery, Yun Liu, Simon Kornblith, David Fleet, Philip Mansfield, Sushant Prakash, Renee Wong, Sunny Virmani, Christopher Semturs, S. Sara Mahdavi, Bradley Green, Ewa Dominowska, Blaise Agueria y Arcas, Joelle Barral, Dale Webster, Greg S. Corrado, Yossi Matias, Karan Singhal, Pete Florence, Alan Karthikesalingam, and Vivek Natarajan. Towards Generalist Biomedical AI. *NEJM AI*, 1(3):AIoa2300138, February 2024. doi: 10.1056/AIoa2300138. URL <https://ai.nejm.org/doi/full/10.1056/AIoa2300138>. Publisher: Massachusetts Medical Society.
- Jason Wei, Xuezhi Wang, Dale Schuurmans, Maarten Bosma, Brian Ichter, Fei Xia, Ed Chi, Quoc Le, and Denny Zhou. Chain-of-Thought Prompting Elicits Reasoning in Large Language Models, January 2023. URL <http://arxiv.org/abs/2201.11903>. arXiv:2201.11903 [cs].

- Kristen K. Will, Melissa L. Johnson, and Gerri Lamb. Team-Based Care and Patient Satisfaction in the Hospital Setting: A Systematic Review. *Journal of Patient-Centered Research and Reviews*, 6(2):158–171, April 2019. ISSN 2330-068X. doi: 10.17294/2330-0698.1695. URL <https://www.ncbi.nlm.nih.gov/pmc/articles/PMC6676761/>.
- Qingyun Wu, Gagan Bansal, Jieyu Zhang, Yiran Wu, Beibin Li, Erkang Zhu, Li Jiang, Xiaoyun Zhang, Shaokun Zhang, Jiale Liu, Ahmed Hassan Awadallah, Ryen W. White, Doug Burger, and Chi Wang. AutoGen: Enabling Next-Gen LLM Applications via Multi-Agent Conversation, October 2023. URL <http://arxiv.org/abs/2308.08155>. arXiv:2308.08155 [cs].
- Shunyu Yao, Jeffrey Zhao, Dian Yu, Nan Du, Izhak Shafran, Karthik Narasimhan, and Yuan Cao. ReAct: Synergizing Reasoning and Acting in Language Models, March 2023. URL <http://arxiv.org/abs/2210.03629>. arXiv:2210.03629 [cs].
- Jonah Zaretsky, Jeong Min Kim, Samuel Baskharoun, Yunan Zhao, Jonathan Austrian, Yindalon Aphinyanaphongs, Ravi Gupta, Saul B. Blecker, and Jonah Feldman. Generative Artificial Intelligence to Transform Inpatient Discharge Summaries to Patient-Friendly Language and Format. *JAMA Network Open*, 7(3):e240357, March 2024. ISSN 2574-3805. doi: 10.1001/jamanetworkopen.2024.0357. URL <https://doi.org/10.1001/jamanetworkopen.2024.0357>.
- Lena Christine Zuchowski, Matthias Lukas Zuchowski, and Eckhard Nagel. A trust based framework for the envelopment of medical AI. *npj Digital Medicine*, 7(1):1–11, August 2024. ISSN 2398-6352. doi: 10.1038/s41746-024-01224-3. URL <https://www.nature.com/articles/s41746-024-01224-3>. Publisher: Nature Publishing Group.

A Supplement Figure 7

Patient navigator AI Agent

Hello! I understand that this is a challenging time for you, and I'm here to help you understand what's going on and how the healthcare team is working to support you.

Understanding Your Condition:

You've been diagnosed with something called "infective endocarditis." This is an infection in the heart, specifically on one of the heart valves. The heart valves are like little doors that help control blood flow in your heart. When bacteria get into the bloodstream, they can sometimes stick to these valves and cause an infection. This is likely related to your history of IV drug use, as using non-sterile needles can introduce bacteria into the bloodstream.

What the Healthcare Team is Doing:

- 1. Doctors and Nurses:** They are giving you strong antibiotics through an IV to fight the infection. These antibiotics are like powerful medicines that help kill the bacteria causing the infection. They are also giving you fluids to keep you hydrated and monitoring your heart closely.
- 2. Infectious Disease Specialists:** These are doctors who focus on infections. They will help decide the best antibiotics for you and how long you need to take them.
- 3. Cardiologists:** These are heart doctors. They might recommend another test called a Transesophageal Echocardiogram (TEE). This is a special ultrasound that gives a clearer picture of your heart and the infection.

What You Can Do:

- **Ask Questions:** It's important to ask your doctors and nurses any questions you have. You might want to ask about how long you'll need to stay in the hospital, what the next steps are, and how you can prevent this from happening again.
- **Track Symptoms:** Keep track of how you're feeling. If you notice any changes, like more pain or new symptoms, let your healthcare team know right away.
- **Support and Resources:** If you're feeling overwhelmed, let the hospital staff know. They can connect you with social workers or support groups that can help with housing, addiction support, and other needs.

Remember, you're not alone in this. The healthcare team is here to support you, and it's important to keep communicating with them about any concerns or questions you have. Take care, and don't hesitate to reach out for help when you need it.

Figure 7: Example output of Patient Navigator agent.