

# Dynamics of the vortex line density in superfluids under thermal activation.

Sergey Nemirovskii

*Institute of Thermophysics, Lavrentyev ave., 1, 630090, Novosibirsk, Russia*

*Novosibirsk State University, Pirogova 2, 630090, Novosibirsk, Russia*

(\*Electronic address: nemir@itp.nsc.ru)

(Dated: March 21, 2025)

The study explores the development of the vortex line density in superfluids under thermal activation. This problem is of interest to both applied and fundamental research, and has been investigated by many authors in various aspects. Despite the important and impressive results obtained, a significant part of the process, namely the kinetics of processes leading to equilibrium state, remained unexplored. In this article, we conduct a study of kinetic phenomena and focus our attention on the evolution of the vortex line density (VLD)  $\mathcal{L}(t)$ , the total length of the filament per unit volume. The initial development of VLD is due to random thermal fluctuations. The increase in the vortex line length  $\mathcal{L}(t)$  can be obtained based on the famous Novikov-Furutsu theorem, which shows that the growth rate of  $\mathcal{L}(t)$  is proportional to a random force correlator. As the length of the vortex filaments increases, the interaction between the vortices becomes significant and affects the dynamics process. At this point, we turn to the phenomenological Feynman-Vinen theory, which offers various models for the evolution of the quantity  $\mathcal{L}(t)$ . Next we examine the evolution of a vortex tangle as a combination of growth due to random thermal excitations and decay in the Feynman-Vinen theory. Several applications leading to significant and remarkable results are considered.

## I. INTRODUCTION AND SCIENTIFIC BACKGROUND

The theory of concentrated vortices occupies an important place in the study of the hydrodynamics of both classical and quantum fluids [1]. One particular area of interest is the investigation of stochastic ensembles of concentrated vortices. These include point vortices in two dimensions and vortex filaments and vortex sheets in three dimensions. The study of these ensembles of stochastic vortices has both practical and fundamental significance and has been studied by many authors in various aspects.

Perhaps this activity began with Onsager's work on the dynamics of point vortices in a liquid film. Thanks to his elegant mathematical findings, this work has received significant development, leading to the creation of a robust mathematical framework. (See, e.g., [2],[3],[4],[5],[6], etc.). At the same time, similar studies were conducted on superfluid helium (see, e.g., [7],[8] and references therein). Of course, the main advances were made in the two-dimensional space, where the Berezinskii-Kosterlitz-Thouless transition was predicted and studied in detail. [9].

As for the 3D case, the situation here is far from being a more or less developed theory. Nevertheless, there are numerous works that use various approximations. There are also scientific groups that study chaotic vortices in both classical and quantum fluids ([1], [10],[11],[12], and others). 3D Quantum vortices are also intensively studied (see e.g. [13], [14],[15],[16],[17][18]). A special place is taken by the so-called theory of quantum turbulence, which states that the statistical behavior of three-dimensional vortices is very close in nature to classical turbulence in ordinary liquids. There is no possibility to describe all these numerous studies. It is appropriate to refer readers to the review [19].

Here we would like to add that the study of the stochastic dynamics of quantum vortices is in many ways similar to the study of stochastic topological defects, such as linear defects in solids or cosmic strings [20],[21],[22], [23].

Despite many significant and impressive results achieved, there is still an open question regarding the kinetics of the processes leading to an equilibrium state. In principle, this problem could be potentially solved by using the Fokker-Planck equation, which describes the dynamics of vortex filaments (see, [24],[25],[26]). However, this approach faces great mathematical difficulties and it is unlikely to be overcome in the near future. In this paper, we choose a different strategy and conduct a study on kinetic phenomena based on the Langevin approach. We focus our attention on the evolution of the vortex line density (VLD)  $\mathcal{L}(t)$ , which is the total length of the vortex lines per unit volume. The initial development of VLD occurs due to random thermal fluctuations. The increase in the length of the vortex lines  $\mathcal{L}(t)$  can be obtained based on the famous Novikov-Furutsu theorem. This shows that the growth rate of VLD  $\partial\mathcal{L}(t)/\partial t$  is proportional to the random force correlator. As the length of the vortex filaments increases, their interaction becomes significant and affects the dynamics process. It is impossible to fully describe this situation using the Fokker-Planck kinetic equation because of its complexity. At this point, we turn to the phenomenological theory of Feynman-Vinen, which offers various models for the evolution of VLD  $\mathcal{L}(t)$ . We analyze various approaches to the Vinen's equation and consider the development of a vortex tangle as a combination of random thermal excitations and VLD decay in Feynman-Vinen theory.

In fact, the number of characteristics of a vortex tangle, which is a set of discrete vortex filaments, is very large (formally infinite). Other characteristics of the vortex tangle are occasionally studied in the literature. The closest examples include

the anisotropy of the tangle, curvature of lines and other structural factors (see Schwartz's work). However, starting with Feynman's and Vinen's works, it is generally believed that vortex line density (VLD),  $\mathcal{L}(t)$ , is the most significant and important characteristic. Many aspects, such as the time for quantum turbulence to develop, can be examined from the perspective of  $\mathcal{L}(t)$  dynamics. In this context, it is quite reasonable to use the evolution of vortex line density to characterize the kinetic development of a quantum vortex tangle. This will not cause any misunderstandings.

## II. LANGEVIN AND FOKKER-PLANCK EQUATION

We consider the Langevin dynamics of vortex loops in a three-dimensional space without boundaries. The equation of motion for the vortex line elements reads

$$\dot{\mathbf{s}} = \dot{\mathbf{s}}_B + \mathbf{v}_s + \alpha \mathbf{s}'(\xi) \times (\mathbf{v}_{ns} - \dot{\mathbf{s}}_B) + \alpha' \mathbf{s}'(\xi) \times \mathbf{s}'(\xi) \times (\mathbf{v}_{ns} - \dot{\mathbf{s}}_B) + \mathbf{f}(\xi_0, t). \quad (1)$$

Here  $\mathbf{s}(\xi, t)$  is the radius-vector of the vortex line points;  $\xi$  is a label parameter, which in this case coincides with the arc length;  $\dot{\mathbf{s}}_B$  is the self induced, Biot-Savart, propagation velocity of the vortex filament at a point  $\mathbf{s}$ , determined by the Biot-Savart law;  $\mathbf{v}_{ns}$  is the relative velocity between the normal and superfluid components of helium II;  $\mathbf{s}'$  is the derivative with respect to the arc length,  $\alpha$  and  $\alpha'$  are the friction coefficients that describe the interaction of the vortex filament with the normal component, and  $\mathbf{f}(\xi, t)$  is the Langevin force. The Langevin force is assumed to be a white noise with the following correlator

$$F = \langle \mathbf{f}_i(\xi_1, t_1) \mathbf{f}_j(\xi_2, t_2) \rangle = D_1 \delta_{ij} \delta(t_1 - t_2) \delta(\xi_1 - \xi_2). \quad (2)$$

Here  $i$  and  $j$  are the spatial components;  $t_1$  and  $t_2$  are the arbitrary time moments;  $\xi_1$  and  $\xi_2$  denote any points on the vortex line,  $\rho_s$  is the density of the superfluid component;  $\kappa$  is the quantum of circulation equal to  $2\pi(\hbar/m)$ . The renormalized diffusion coefficient  $D_1$  is related to temperature and to the problem parameters as  $D_1 = \frac{2k_B T \alpha}{\rho_s \kappa}$  with dimension  $\text{m}^3/\text{s}$ . It differs from the usual diffusion coefficient  $D$  (with dimension  $\text{m}^2/\text{s}$ ) which is used in numerical simulation of the stochastic vortex filaments by a factor of  $1/a$ . We will use these two quantities interchangeably in our calculations.

Quantity  $a$  is the length parameter of the model. For a cubic lattice model, it is the cube edge, for polymer chains it is the elementary step. In the case of quantum vortices, the quantity  $a$  is the healing (or coherence) length and can be taken as the core size (see for details, e.g., [20],[21], [13]). In the discrete version, which is used for numerical simulations, the initial step along the line  $\Delta\xi$  can be chosen as  $a$ .

The term with  $\alpha'$  does not enter into the fluctuation dissipation theorem. Its role is reduced to the fact, that it simply changes the self-induced velocity (Biot-Savart term). It could be said that for the dissipation of energy only the  $\alpha$  term is responsible, while the reactive mutual-friction  $\alpha'$  just slightly renormalizes the inertial term in conventional hydrodynamics. This situation (for different reasons) was discussed earlier in the paper [27].

Given the value of  $\mathbf{s}(\xi, t)$  at the initial time, the Langevin equation generates a time-dependent probability distribution functional  $\mathcal{P}(\{\mathbf{s}(\xi)\}, t)$  [28] for the stochastic vector  $\mathbf{s}(\xi, t)$ , which can be formally written as:

$$\mathcal{P}(\{\mathbf{s}(\xi)\}, t) = \langle \delta(\mathbf{s}(\xi) - \mathbf{s}(\xi, t)) \rangle. \quad (3)$$

Here  $\delta$  is the delta functional in the space of configurations of vortex loops. An averaging was performed over an ensemble of random forces.

The Fokker-Planck equation for the time evolution of the quantity  $\mathcal{P}(\{\mathbf{s}(\xi)\}, t)$  can be derived from the equation of motion (1) in a standard way (see e.g.[29],[28])

$$\frac{\partial \mathcal{P}}{\partial t} + \int d\xi \frac{\delta}{\delta \mathbf{s}(\xi_1)} \{ [\dot{\mathbf{s}}_B + \mathbf{v}_s + \alpha \mathbf{s}'(\xi) \times (\mathbf{v}_n - \mathbf{v}_s - \dot{\mathbf{s}}_B)] \mathcal{P} + \frac{1}{2} \langle \mathbf{f}_i(\xi_1, t_1) \mathbf{f}_j(\xi_2, t_2) \rangle \frac{\delta}{\delta \mathbf{s}(\xi_2)} \} \mathcal{P} = 0. \quad (4)$$

In Ref. [24] it was shown that a set of vortex filaments in superfluids under the action of a random Langevin force in the presence of a counterflow with a relative velocity  $\mathbf{v}_{ns}$  come into a state of thermodynamic equilibrium with the Gibbs distribution. The properties of this distribution, as well as important physical consequences, were studied in a series of works by the author [24],[25],[26].

## III. EVOLUTION OF THE VORTEX LINE LENGTH DUE TO THERMAL ACTIVATION.

As noted earlier, the Fokker-Planck equation method, in principle, can serve as a basis for studying of non-stationary problems. However, this path is technically unreachable due to the lack of a solution to the Fokker-Planck equation in the general case and

is therefore hardly acceptable. Therefore, here we will choose another strategy and will consider the problem based on the Langevin approach initially. In this article we will limit ourselves to studying the evolution of the vortex line density  $\mathcal{L}(t)$ .

We start with the evolution of an arbitrary element with a length  $\delta l$ . The evolution of this linear element  $\delta \mathbf{l}$  (it is a vector!) in a fluid flow with velocity  $\mathbf{v}(\mathbf{r}, t)$  satisfies the following relation (see, e.g., [30],[31]):

$$\frac{d\delta \mathbf{l}}{dt} = (\delta \mathbf{l} \cdot \nabla) \mathbf{v} + o(|\delta \mathbf{l}|). \quad (5)$$

Let's demonstrate how the equation for the evolution of the vortex line density  $\mathcal{L}(t)$  can be derived (see paper by Schwarz [31]). To calculate  $\partial \mathcal{L} / \partial t$ , we use the relation for the rate of a change in the length  $\partial \delta l / \partial t$  of element  $\delta \mathbf{l}$ . Assuming that the label variable  $\xi$  is not exactly equal to the arc length, we have  $\delta l = |\mathbf{s}'| \delta \xi$ . Then the following chain of equations takes place:

$$\frac{\partial \delta l}{\partial t} = \frac{\partial |\mathbf{s}'| \delta \xi}{\partial t} = \frac{|\mathbf{s}'|}{|\mathbf{s}'|} \frac{\partial |\mathbf{s}'| \delta \xi}{\partial t} = \frac{\mathbf{s}'}{|\mathbf{s}'|} \frac{\partial \mathbf{s}' \delta \xi}{\partial t} = \mathbf{s}' \cdot \mathbf{s}' \delta \xi. \quad (6)$$

From Eq. (6) it follows, in particular, that if there is an external force  $\mathbf{f}(\xi, t)$  acting on a line (see Eq. 1), then the growth (or reduction) of the length is equal to  $\mathbf{s}' \cdot \mathbf{f}$ . In the last equality we have returned to the condition that the label variable  $\xi$  coincides with the arc length, i.e.  $|\mathbf{s}'| = 1$ . If we (temporarily) let go of the regular terms in Eq. (1) other than thermal fluctuations, then Eq. (6) can be rewritten as:

$$\frac{\partial \delta l}{\partial t} = \mathbf{s}' \cdot \mathbf{f}'(\xi, t) \delta \xi. \quad (7)$$

This expression can be treated using the well known properties of Gaussian variables - the Novikov-Furutsu theorem (see, e.g., [29]).

$$\langle \mathbf{s}' \cdot \mathbf{f}'(\xi, t) \rangle = \int d\xi_1 \frac{\delta \mathbf{s}'_i(\xi, t)}{\delta \mathbf{f}'_j(\xi_1, t)} \langle \mathbf{f}'_j(\xi_1, t) \mathbf{f}'_i(\xi, t) \rangle \quad (8)$$

The correlation function included in the 8 can be obtained by spatial differentiation of the delta function appearing in the fluctuation dissipation theorem 2. Assuming that there is a lower limit  $a$  for spatial correlations, we can write  $\langle \mathbf{f}'(\xi_1, t) \mathbf{f}'(\xi, t) \rangle$  as

$$\langle \mathbf{f}'_i(\xi_1, t) \mathbf{f}'_j(\xi_2, t) \rangle = \frac{1}{a^2} D_1 \delta_{ij} \delta(t_1 - t_2) \delta(\xi_1 - \xi_2). \quad (9)$$

The Green function  $\delta \mathbf{s}'(\xi, t) / \delta \mathbf{f}'(\xi_1, t)$  when  $t \rightarrow t'$  can be found from the following considerations. From  $\mathbf{s}' = \mathbf{f}'(\xi, t)$  it follows that

$$\mathbf{s}'(\xi, t) = \int_0^t \boldsymbol{\theta}(t - t'') \mathbf{f}'(\xi, t'') dt''.$$

From it, we have the functional derivative

$$\frac{\delta \mathbf{s}'_i(\xi, t)}{\delta \mathbf{f}'_j(\xi_1, t')} = \delta_{ij} \boldsymbol{\theta}(t - t'').$$

According to Zihn-Justin [29], we can do the following steps. Smearing the  $\boldsymbol{\theta}$  in the vicinity of zero, and supposing that the smeared function to be  $\boldsymbol{\theta}(x) - 1/2$  is odd, we get  $\boldsymbol{\theta}(t - t) = 1/2$ . Gathering everything, and using the fluctuation dissipation theorem 9 we obtain (after dividing by the volume of the system) the following relation for the growth of the VLD under the influence of thermal activation.

$$\frac{\partial \mathcal{L}}{\partial t} = \int d\xi_1 \frac{1}{2} \frac{2k_B T \alpha_f}{\rho_s \kappa a} \frac{1}{a^2} = \mathcal{L} \frac{D_1}{2a^3} = \mathcal{L} \frac{D}{2a^2}. \quad (10)$$

Here the integration is performed on a unit volume. The equation (10) is the key final formula of Section III, devoted to the growth of vortex filaments under the influence of thermal disturbances. It follows naturally from all the relationships given in this Section.

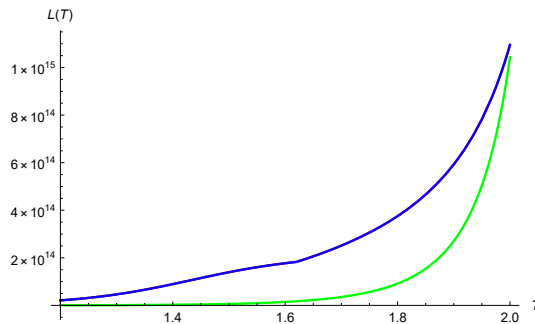


FIG. 1: (Color online) Fig. 1. The vortex line density  $\mathcal{L}(T)$  ( $1/\text{cm}^2$ ) as a function of temperature  $T$ . The lower line is obtained from the partition function for a thermodynamically equilibrium ensemble of vortex filaments, as described in the paper [26]. The upper line was calculated based on the combined kinetic consideration plus the Feynman-Vinen theory, as described in Sections III-A, (see Eq. (12)).

It follows from the Eq. (10) that under the influence of thermal fluctuations the value of VLD  $\mathcal{L}(t)$  increases monotonically. Obviously, there must be a mechanism stop this process. Unfortunately, the Fokker-Planck method is not suitable for solving this problem, as it is not stationary and equilibrium, and it cannot be solved in analytic form at the moment. We plan to use a phenomenological theory called the Feynman-Vinen theory, to describe the macroscopic dynamics of superfluid turbulence. This theory is based on certain assumptions and experimental data. We will apply it to describe the dynamics of vortices under thermal excitations. In the Feynman-Vinen theory there are some contradictory points of view and various versions of the final equations. Therefore, it is appropriate to outline the main points before moving on to discussing the main issue of combining this theory with a method based on thermal fluctuations. This macroscopic theory on VLD evolution is presented in Appendix A.

#### IV. APPLICATIONS. DEVELOPMENT OF A QUANTUM VORTEX TANGLE IN VARIOUS CONDITIONS.

##### A. Velocity-free case. Steady case

Let's combine the results of Section III on the development of a quantum vortex tangle due to thermal activation with the Feynman-Vinen model of evolution VLD  $\mathcal{L}(t)$  as described in Appendix A. First we will study the velocity-free case. This case with zero velocity is very interesting, because it relates to an important issue of nucleation of the vortex loops due to thermal activation ([41],[42], [7]). Another advantage is that a stationary version of this problem was considered in the author's article based on the equilibrium approach (see, paper [26]). It is interesting to compare two different approaches

Combining Eq. (10) related to the thermal growth of the tangle and the Vinen equation following from the Feynman-Vinen theory, stated in Appendix A, we write the evolution equation for VLD  $\mathcal{L}(t)$  in the following form:

$$\frac{d\mathcal{L}(t)}{dt} = -\beta_{un}\mathcal{L}^2 + \mathcal{L}\frac{D_1}{2a^2}. \quad (11)$$

We have introduced the universal coefficient  $\beta_{un}$  to emphasize that there are multiple models for the macroscopic theory of VLD evolution (see Appendix A). Remembering that the coefficient  $D_1 = \frac{2k_B T \alpha}{\rho_s s \kappa}$  with dimension ( $\text{m}^3/\text{s}$ ), we get the stationary solution VLD  $\mathcal{L}_{st}$  is

$$\mathcal{L}_{st} = \frac{1}{\beta_{un}} \frac{1}{2a^3} D_1 \quad (12)$$

The result (12) is obtained based on a combined thermal activation considerations with the Feynman-Vinen theory. Of course, it is very tempting to compare this with the result based on the equilibrium state theory. The corresponding relation follows from the partition function calculated earlier by the author [24],[25],[26]. The comparison is presented in Fig 1. The upper line was obtained from the formula (12), with the coefficient  $\beta_{un}$ , taken from Schwartz's works [31],[38]. The lower line was obtained using the Gibbs distribution (see details in paper [26]) for more information.

The result obtained above seems to be very significant and remarkable. Indeed, the value of VLD  $\mathcal{L}(T)$  is obtained in two completely different ways. One way is based on the Gibbs distribution. Note that the Gibbs distribution is a universal tool; there are many works on the study of stochastic dynamics that start with the Gibbs distribution. The other way is based on a

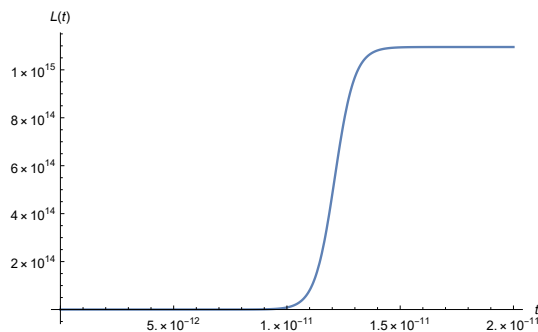


FIG. 2: (Color online) Fig. 2. The vortex line density  $\mathcal{L}(t)$  as a function of time  $t$  (s). The asymptotic value of VLD  $\mathcal{L}(t \rightarrow \infty)$  is close to the values obtained earlier in steady state (see Fig 1). The time to reach the equilibrium value is very short, which implies that the vortex tangle adapts to the temperature change almost instantly.

combination of the Langevin-type kinetic equation and the Vinen-Feynman phenomenological theory (See Appendix A of the presented paper).

The accuracy of the results depends on the method used in each case. The macroscopic theory of the VLD is an extremely inaccurate theory, that depends on many parameters. These parameters give quite different values in various experiments, numerical results and theories. In contrast, the method based on the Gibbs distribution is more accurate, because it depends on fewer parameters that are defined much more precisely. Apparently, this circumstance leads to different curves in Figure 1. Nevertheless, the result seems is very remarkable. Indeed, two completely different approaches lead to values that are quite close in order of magnitude. This is an indirect indication of the validity of both approaches.

### B. Velocity-free case. Unsteady case

Let us turn to non-stationary phenomena. The development of the density of vortex lines obeys Eq. (11). When solving this equation, a problem with the divergence at the lower limit immediately arises, that is, when VLD  $\mathcal{L}(t = 0)$  tends to zero. Therefore, the question of the initial conditions arises. Here we are faced with two circumstances. First, the solution of the equation is very insensitive to the initial level, as calculations show. Even changes by several orders of magnitude have virtually no effect on the result. Second, a similar problem arises in the classical Vinen equation (A.1). The question arises is either about the initial conditions or about background values of VLD  $\mathcal{L}_{back}$  and value of VLD  $\mathcal{L}_{back}$  of the order of 100 – 1000 1/cm<sup>2</sup> which are used in the calculations.

Figure 2 shows the time dependence of the VLD  $\mathcal{L}(t)$  at the initial condition of  $\mathcal{L}_{back} = 1000$  1/cm<sup>2</sup>. The asymptotic value of the VLD  $\mathcal{L}(t \rightarrow \infty)$  corresponds to the equilibrium value obtained previously in two different ways (see Fig 1). This indirectly confirms the validity of our reasoning. The second feature is that the time it takes to reach the equilibrium value is very short. This means that the vortex tangle adapts to the temperature change almost instantly.

### C. Velocity-free case. Numerical simulations

The formulation of the above problem using a discrete approach is very important for numerical considerations. Numerical simulation is the main tool for solving the stochastic dynamics of quantum vortex filaments subject to random force, due to its complexity.

A discrete version of the formalism developed above can be obtained from the following considerations (see for details [43]) We represent a vortex filament as a set of discrete points (“beads”)  $\mathbf{s}_m$  ( $m$  varies from 1 to  $N$ ) initially separated by a distance  $a_d$ .

The correspondence between continuous and discrete descriptions can be represented by a set of rules, exposed in [43].

Let us introduce the following discrete version of the probability distribution functional  $\mathcal{P}(\{\mathbf{s}_m, t\}) = \langle \mathcal{P}^M \rangle = \langle \delta(\mathbf{s}_m - \mathbf{s}_m(t)) \rangle$ . The evolution of  $\mathcal{P}(\{\mathbf{s}_m, t\})$  can be presented in the following form: Compare with the continuum version of the Fokker-Planck equation 4

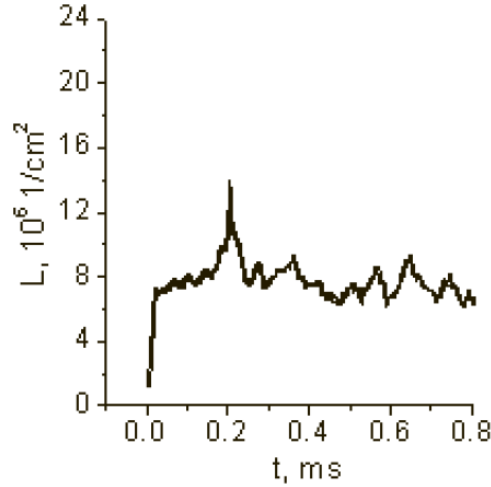


FIG. 3: (Color online) Fig. 3. Plots of the vortex lines density  $\mathcal{L}(t)$  as a function of time  $t$ . This curve is the result of numerical simulation in paper [44]. Initially, the vortex line density increases to a steady state. After a certain value of the density has been archived, many small loops develop and the VT begins to decay as a result of their reconnections.

$$\begin{aligned} \frac{\partial \mathcal{P}}{\partial t} + \sum_m \frac{\delta}{\delta \mathbf{s}_{m,\eta_1}} \left\{ \alpha \dot{\mathbf{s}}_{m,\eta_1} \mathcal{P} \right\} + \\ + \frac{1}{2} \sum_{m,n} \langle \zeta_{\eta_1}(m,t_1) \zeta_{\eta_2}(n,t_2) \rangle \frac{\delta}{\delta \mathbf{s}_{n,\eta_1}} \frac{\delta}{\delta \mathbf{s}_{m,\eta_2}} \mathcal{P} = 0, \end{aligned} \quad (13)$$

The discrete version of the fluctuation-dissipation theorem has the following form

$$\langle \zeta_{\eta_1}(m,t_1) \zeta_{\eta_2}(n,t_2) \rangle = D \delta_{mn} \delta(t_1 - t_2) \delta_{\eta_1 \eta_2}. \quad (14)$$

Note that, unlike the continuous version, the intensity of random forces is determined by a coefficient  $D$  with the dimension  $\text{m}^2/\text{s}$ . The relation (14) allows us to formulate the problem in terms of the diffusion coefficient, without involving the issue of temperature. This circumstance is extremely important for numerical studies. The “temperature” in such situations is an artificial quantity that has nothing to do with real temperature. In this sense, we study a model problem that, however, has many important applications including superfluid turbulence.

Now we will consider from a theoretical point of view one of the works [44], which is dedicated to the numerical modelling of chaotic vortex filaments. The simulation was carried out at the temperature of 1.07 K, (which corresponds to the friction coefficient of  $\alpha = 0.0098$ ), the steps along the vortex line was  $a_n = 2\pi \cdot 10^{-5}$  cm, and the diffusion coefficient was  $D_n = 4 \cdot 10^{-4}$   $\text{cm}^2/\text{s}$ . The results of the calculations are shown in Fig. 3 where the value of the VLD  $\mathcal{L}(t)$  is depicted.

This curve is the result of numerical simulation in paper [44]. Initially, the density of vortex lines increases until it reaches a steady state. After a certain value of the density has been archived, many small loops develop and the vortex tangle starts to decay.

Let’s examine what the kinetic theory developed in this paper suggests. The Eq. (11) with parameters from the numerical work [44] leads to a solution for the time dependence of VLD  $\mathcal{L}(t)$ . This is shown in Fig. 4.

It is seen that the temporal behavior qualitatively coincides with that presented in paper [44]. In particular, the asymptotic value of the VLD  $\mathcal{L}(t \rightarrow \infty)$  matches the value, observed in experimental work [44]. The second feature is that the time required to reach the equilibrium value is also close to that observed in the work [44]. This indicates that the theory developed above functions effectively.

#### D. The counterflow case

The case with a non-zero counterflow velocity is very interesting. As it was discussed in subsection A, the classical form of the generating term in the Vinen-Schwarz equation (A.1) or (11) can be modified using the so called alternative equation (A.2).

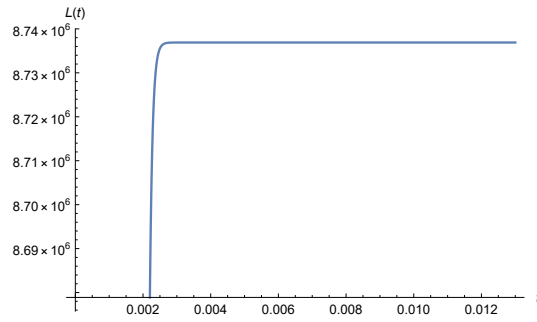


FIG. 4: (Color online) Fig. 4. Plots of the vortex lines density  $\mathcal{L}(t)$  ( $1/\text{cm}^2$ ) as a function of time  $t$  (s), obtained in this paper based on Eq. (11) with the remarks, made in Sec. IV C. It is seen that the asymptotic value of VLD  $\mathcal{L}(t \rightarrow \infty)$  is close to the value, observed in experimental work [44].

In steady state these two equations yield identical results, but in unsteady situations they produce very similar results, which does not allow us to select a more appropriate form.

Let us consider this situation from the position of the theory of thermal excitation of vortex lines, which was developed above. From our formalism it follows that these two equations, when supplemented by random thermal influences, lead to very different results even in the steady state. Below we work with a renormalized diffusion coefficient  $D_1 = \frac{2k_B T \alpha}{\rho_s \kappa}$  with dimension  $\frac{\text{m}^3}{\text{s}}$ . In order to distinguish between these two cases, we introduce the variables  $\mathcal{L}_{Vin}$  and  $\mathcal{L}_{alt}$ . The corresponding equations are:

$$\frac{\partial \mathcal{L}_{Vin}}{\partial t} = \alpha_V |v_{ns}| \mathcal{L}_{Vin}^{3/2} - \beta_V L \mathcal{L}_{Vin}^2 + \mathcal{L}_{Vin} \frac{D}{2a^3}, \quad (15)$$

$$\frac{\partial \mathcal{L}_{alt}}{\partial t} = a_{alt} v_{ns}^2 \mathcal{L}_{alt} - \beta_{alt} \mathcal{L}_{alt}^2 + \mathcal{L}_{alt} \frac{D}{2a^3}. \quad (16)$$

For small counterflow velocities  $v_{ns}$ , the solutions take the following forms

$$\mathcal{L}_{Vin} = \frac{1}{2a^3 \beta_V} D + \frac{1}{2a^6} v_{ns} \frac{\alpha_V}{\beta_V^2} \sqrt{2a^9 \beta_V D} + \frac{1}{2} v_{ns}^2 \frac{\alpha_V^2}{\beta_V^2} \quad (17)$$

$$\mathcal{L}_{alt} = \frac{1}{2a^3} \frac{D}{\beta_{alt}} + v_{ns}^2 \frac{a_{alt}}{\beta_{alt}} \quad (18)$$

The structure of the solutions for  $\mathcal{L}_{Vin}$  and  $\mathcal{L}_{alt}$  looks like this: there is a term that does not depend on velocity  $v_{ns}$  and coincides with the stationary solution for VLD  $\mathcal{L}(t)$  (Equation (12)). From the results of paragraph IV.A it follows that this value of  $\mathcal{L}(t)$  corresponds to the Gibbs equilibrium distribution, which does not depend on velocity. The remaining terms in these solutions are related to velocity  $v_{ns}$  and represent the quantities that researchers of superfluid turbulence work with. The last terms in both parts of equations (17) and (18) completely coincide with the classical solutions of Feynman Vinen theory, which can be found in Appendix A. However, the classical form (Eq. (17)) introduces an additional term compared to those, discussed earlier. This term has a linear relationship between the vortex line density  $\mathcal{L}_{Vin}$  and the applied velocity. To our knowledge, among the huge number of works devoted to the study of the dependence  $\mathcal{L}(v_{ns})$ , there has been only one work, where such a dependence was observed. This work has been heavily criticized (see [45] and citation within).

Thus, we can argue that from our Langevin formalism, it follows that the classical form of the Vinen equation leads to an incorrect (linear) dependence of the vortex line density on the applied velocity. Consequently, we can conclude that the alternative form of the equation for the evolution of the vortex line density,  $\mathcal{L}(t)$  is more accurate.

## V. DISCUSSION AND CONCLUSION

In this article, we conducted a study on the kinetic behavior of stochastic ensembles of quantum vortices using the Langevin method. We focused our attention on the evolution of the vortex line density,  $\mathcal{L}(t)$  - the total length of the filaments per unit volume. Initially, the VLD develops due to random thermal fluctuations. The increase in the vortex line length  $\mathcal{L}(t)$  can be

determined using the famous Novikov-Furutsu theorem, which shows that the growth rate of the VLD  $\partial \mathcal{L}(t)/\partial t$  is proportional to the random force correlator.

As the vortex filaments become longer, their interactions become more noticeable and affect the dynamics of the system. To better understand this process better, we turn to the phenomenological Feynman-Vinen theory. This theory offers different models for how the vortex tangle forms. We then explore how the vortex tangle evolves as a result of both growth due to random thermal energy and decay, according to the Feynman-Vinen theory. The applications of this research have produced important and remarkable outcomes, demonstrating the practical value of this field of study.

So, the result on the VLD  $\mathcal{L}(T)$  shown in Fig. 1 is quite remarkable. Indeed, the value of VLD  $\mathcal{L}(T)$  is obtained using two completely methods. One method is based on the Gibbs distribution, an universal tool in the stochastic dynamics. The other method is based on a Langevin-type equation developed here. The similarity between the results obtained confirms the validity of our chosen approach. The same conclusion applies to the unsteady situation, described in Section IV B

The results of the numerical simulations, presented in Section IV C, are also noteworthy. Numerical methods play a crucial role in studying the stochastic dynamics of quantum vortex filaments subjected to random forces. The close agreement between the experimental and theoretical findings validates our approach.

Finally, the case of a nonzero counterflow velocity, explored in Sec. IV D is undoubtedly very significant and remarkable. Indeed, the results of this section demonstrate that from our Langevin formalism it follows that the classical form of the Vinen's equation (A.1) predicts an incorrect linear dependence of the vortex line density on the applied velocity. At the same time, an alternative form of the equation (A.2) for the time evolution of the vortex line density  $\mathcal{L}(t)$  provides more reasonable results.

The study was financially supported by the Russian Science Foundation (Grant No. 23-22-00128).

### Appendix A: Macroscopic theory of the VLD evolution. Feynman-Vinen scenario

The term "superfluid turbulence" (ST) or quantum turbulence (QT) was introduced by Feynman in his seminal paper [32], where he explained the results of Gorter and Mellink (see [33]), who observed a sharp increase in the temperature difference in a counterflowing He-II when the velocity exceeded a certain, rather small value. At first glance, this seemed to be a question of the end of the phenomenon of superfluidity (or the associated super thermoconductivity). However, Feynman associated the Gorter-Mellink crisis with the appearance of a disordered set of quantized vortex lines, or vortex tangles (VT), which exert resistance on the flow of the normal component that carries entropy.

Feynman suggested that in a helium flow, for example, in a counterflow, when a certain critical relative velocity  $\mathbf{v}_{ns} = \mathbf{v}_n - \mathbf{v}_s$  is exceeded, quantized vortices appear, the same as in the case of rotating helium. The causes and processes of vortex formation were not discussed. Unlike the case of rotating helium, where due to symmetry the generated vortex filaments are aligned along the rotation axis, the vortex lines in the counterflow are arbitrarily oriented and tangled. By analogy with ordinary liquids, Feynman suggested that: "The vortex lines twist in an increasingly complex manner, increasing their length due to the kinetic energy of the main flow. That is, the vortex lines form a tangled vortex tangle with a large length of vortex filaments. A complex irregular velocity field is added to the uniform velocity of motion, the energy for increasing the length of the filaments and for the velocity fluctuations is supplied from the main flow."

As the length of the lines increases, they fill the volume of the liquid more densely, and the processes of interaction between the vortex lines begin to play an increasingly important role. Feynman suggested that as the density of vortex filaments increases, they often collide in space, and the result of this collision is the reconnection of the lines. The reconnection of vortex filaments leads to the processes of merging and decay (recombination) of loops. Feynman suggested that the latter property dominates, that is, on average, the decay of vortex loops occurs. This leads to an avalanche-like process of forming smaller and smaller loops. When the size of small rings reaches the order of interatomic distances, which is the final stage of the cascade, the vortex motion degenerates into thermal excitations (rotons?).

Feynman's qualitative model was further developed in the classic works of Vinen [34], [35, 36]. He formulated these ideas in quantitative terms and, in particular, derived an equation (which bears his name) that describes the macroscopic dynamics of a vortex tangle. Vinen's equation describes the evolution of the total length of vortex lines per unit volume,  $\mathcal{L}(t)$ .

$$\frac{d\mathcal{L}}{dt} = a_V |\mathbf{v}_{ns}| \mathcal{L}^{3/2} - \beta_V \mathcal{L}^2. \quad (\text{A.1})$$

In parallel, Vinen conducted an experiment to verify the validity of the formula (A.1) and determine the values of the phenomenological parameters  $a_V$  and  $\beta_V$ . However, due to the scatter in the experimental data and the experimental error, Vinen noted that another form of the  $d\mathcal{L}/dt$  dependence as a function of  $\mathcal{L}$  and  $\mathbf{v}_{ns}$  cannot be ruled out. In particular, he acknowledged that the experimental result (although perhaps worse) may correspond to a different dependence of the generating term leading to the so-called "alternative" equation (see also [37])

$$\frac{d\mathcal{L}}{dt} = a_{alt} \mathbf{v}_{ns}^2 \mathcal{L} - \beta_{alt} \mathcal{L}^2. \quad (\text{A.2})$$



Schwarz [31],[38] made the next significant contribution to the derivation of the VLD evolution equation from microscopic considerations. He conducted the direct numerical simulation of superfluid turbulence in a counterflowing He II induced by the heat load, and based on the obtained results, developed a semi-quantitative theory on the structure of the vortex tangle. This allowed the analytical derivation of the Vinen equation

$$\frac{d\mathcal{L}}{dt} = a_s |\mathbf{v}_{ns}| \mathcal{L}^{3/2} - \beta_s \mathcal{L}^2. \quad (\text{A.3})$$

The Schwarz Eq. (A.3) has exactly the same form as the Vinen equation (A.1). However, firstly, the coefficients  $\alpha_s, \beta_s$  differ quite strongly (by about half an order of magnitude) from each other. Secondly, and perhaps more importantly, the physical meaning of the equation (A.3) is quite different from the proposed Feynman-Vinen scenario. In particular, the second decay term, which is responsible for reducing the VLD  $\mathcal{L}(t)$ , is also related to the dynamics of the line (See. Eq. (1)) and depends on the friction coefficient. That is, although reconnection processes were used in the numerical modeling of the vortex tangle structure, the equation for the changing the line length itself did not take into account the Feynman and Vinen mechanisms associated with loop fragmentation due to reconnections.

This mechanism was taken into account in the works of the author [39],[40]. In these works, the evolution of a vortex tangle is considered from the perspective of the kinetics of vortex loops with a Brownian structure. Based on the study of the balance Boltzmann-type equation, the problem of the distribution of vortex loops  $n(l)$  in the space of their sizes was solved.

This solution is not thermodynamically equilibrium, but on the contrary, it describes a state with two mutual fluxes of length (or energy) in the of vortex loop sizes. The term "flux" simply means the redistribution of length (or energy) among the loops of different sizes due to reconnections.

Depending on the temperature, either the mechanism of vortex loop enlargement or the mechanism of their fragmentation (described by Feynman) predominates. In either case, this affects the evolution and must be included in an equation of the type of Vinen (A.1) or Schwarz (A.3). The final expression for the pure "flow" of length in the space of loop sizes

$$P_{net} = P_+ - P_- = C_F \kappa \mathcal{L}^2 \quad (\text{A.4})$$

We named the constant  $C_F$  in honor of Feynman who was the first to discuss the evolution of the vortex line density due to the reconnection processes.

Collecting all the contributions to  $d\mathcal{L}(t)/dt$  from both the deterministic and collisional processes, and taking into account the expression for the net "flux" (A.4), we finally have:

$$\frac{d\mathcal{L}(t)}{dt} = a_V |\mathbf{v}_{ns}| \mathcal{L}^{3/2} - \beta_V \mathcal{L}^2 - |C_F| \kappa \mathcal{L}^2. \quad (\text{A.5})$$

The equation for the evolution of  $\mathcal{L}(t)$  (A.5) includes both a regular part and a stochastic part related to the length flux due to reconnections. A.4.

Many of the details described in the appendix can be found in the author's reviews [37], [19].

- 
- [1] S. V. Alekseenko, P. A. Kuibin, and V. L. Okulov. *Theory of Concentrated Vortices*. Springer, 2007.
  - [2] L. Onsager. Statistical hydrodynamics. *Nuovo Cimento suppl.*, 6:249–250, 1949.
  - [3] TS Lundgren and YB Pointin. Statistical mechanics of two-dimensional vortices. *Journal of statistical physics*, 17(5):323–355, 1977.
  - [4] E. A. Novikov. Dynamics and statistics of a system of vortices. *Sov. Phys. JETP*, 68:1868–1882, May 1975.
  - [5] Yu. N. Grigor'ev and V. B. Levinskii. Variational model of organized vorticity in plane flow. *Journal of Applied Mechanics and Technical Physics*, 27:682–689, 1986.
  - [6] P. I. Geshev and B. S. Ezdin. Modeling turbulent transfer in a channel by means of point vortices. *Journal of Applied Mechanics and Technical Physics*, 27:228–233, 1986.
  - [7] R.J. Donnelly. *Quantized Vortices in Helium II*. Cambridge University Press, Cambridge, UK, 1991.
  - [8] David R Tilley and John Tilley. *Superfluidity and superconductivity*. CRC Press, 1990.
  - [9] John Michael Kosterlitz. Nobel lecture: Topological defects and phase transitions. 89:040501.
  - [10] Hakima Bessaih, Massimiliano Gubinelli, and Francesco Russo. The evolution of a random vortex filament. 33(5):1825 – 1855.
  - [11] Chjan C. Lim Timothy D. Andersen. *Introduction to Vortex Filaments in Equilibrium*. Springer New York, NY.
  - [12] Franco Flandoli and Ida Minelli. Probabilistic models of vortex filaments. *Czechoslovak Mathematical Journal*, 51:713–731, 2001.
  - [13] E. Copeland, D. Haws, S. Holbraad, and R. Rivers. The statistical mechanics of interacting strings. *Physica A: Statistical Mechanics and its Applications*, 179(3):507 – 530, 1991.
  - [14] Gary A. Williams. Vortex-loop phase transitions in liquid helium, cosmic strings, and high-*t*c superconductors. *Phys. Rev. Lett.*, 82(6):1201–1204, Feb 1999.

- [15] Fernando Lund, Andreas Reisenegger, and Constantino Utreras. Critical properties of a dilute gas of vortex rings in three dimensions and the  $\lambda$  transition in liquid helium. *Phys. Rev. B*, 41:155–161, Jan 1990.
- [16] Nuno D Antunes, Luis MA Bettencourt, and Mark Hindmarsh. Thermodynamics of cosmic string densities in u (1) scalar field theory. *Physical review letters*, 80(5):908, 1998.
- [17] A.J. Chorin. *Vorticity and turbulence*. Applied mathematical sciences. Springer-Verlag, 1994.
- [18] D. Jou, M. S. Mongioli, and M. Sciacca. Energy of string loops and thermodynamics of dark energy. *Phys. Rev. D*, 83:043519, Feb 2011.
- [19] Sergey K. Nemirovskii. Quantum turbulence: Theoretical and numerical problems. *Physics Reports*, 524(3):85 – 202, 2013.
- [20] H. Kleinert. *Gauge Fields in Condensed Matter Physics*. World Scientific, Singapore, 1991.
- [21] H. Kleinert. *Path Integrals in Quantum Mechanics, Statistics, Polymer Physics, and Financial Markets*. World Scientific, Singapore, 1990.
- [22] Alexander Vilenkin and E Paul S Shellard. *Cosmic strings and other topological defects*. Cambridge monographs on mathematical physics. Cambridge Univ. Press, Cambridge, 1994.
- [23] Leonid Burakovskiy, Dean L. Preston, and Richard R. Silbar. Melting as a dislocation-mediated phase transition. *Phys. Rev. B*, 61:15011–15018, Jun 2000.
- [24] Sergey K. Nemirovskii. Thermal equilibrium of vortex lines in counterflowing he ii. *Journal of Low Temperature Physics*, 185(5):365–370, 2016.
- [25] Sergey Nemirovskii. Thermodynamic equilibrium vortices in counterflowing superfluid: Calculation of partition function. *Journal of Low Temperature Physics*, Jan 2022.
- [26] Sergey Nemirovskii. On the dependence of thermodynamic variables on the relative velocity  $v_{ns}$  in a superfluid counterflowing helium. 36(3):033108.
- [27] T. Finne, Araki, R. Blaauwgeers, V. B. Eltsov, N. B. Kopnin, M. Krusius, L. Skrbek, M. Tsubota, and G. E. Volovik. An intrinsic velocity-independent criterion for superfluid turbulence. *Nature*, 424:1022, 2003.
- [28] S. K. Nemirovskii. Thermodynamic equilibrium in the system of chaotic quantized vortices in a weakly imperfect bose gas. *Theoretical and Mathematical Physics*, 141:1452–1460, 2004.
- [29] Jean Zinn-Justin. *Quantum field theory and critical phenomena*. Oxford, Clarendon Press, 2002.
- [30] G.K. Batchelor. *The Theory of Homogeneous Turbulence*. Cambridge University Press, Cambridge, 1953.
- [31] K. W. Schwarz. Turbulence in superfluid helium: Steady homogeneous counterflow. *Phys. Rev. B*, 18(1):245–262, Jul 1978.
- [32] R. P. Feynman. *Progress in Low Temperature Physics, Vol. 1*, page 17. North-Holland, Amsterdam, 1955.
- [33] C. J. Gorter and J. H. Mellink. On the irreversible processes in liquid helium ii. *Physica*, 15(3-4):285 – 304, 1949.
- [34] W.F. Vinen. Mutual friction in a heat current in liquid helium ii. iii. theory of the mutual friction. *Proc. R. Soc. Lond. A*, 242:493–515, 1957.
- [35] W. F. Vinen. Mutual friction in a heat current in liquid helium ii. i. experiments on steady heat currents. *Proc. R. Soc. London A*, 240:114, 1957.
- [36] W. F. Vinen. Mutual friction in a heat current in liquid helium ii. ii. experiments on transient effects. *Proc. R. Soc. Lond. A*, 240:128, 1957.
- [37] S. K. Nemirovskii and W. Fiszdon. Chaotic quantized vortices and hydrodynamic processes in superfluid helium. *Rev. Mod. Phys.*, 67(1):37–84, Jan 1995.
- [38] K. W. Schwarz. Three-dimensional vortex dynamics in superfluid  $^4\text{He}$ : Homogeneous superfluid turbulence. *Phys. Rev. B*, 38(4):2398–2417, Aug 1988.
- [39] Sergey K. Nemirovskii. Evolution of a network of vortex loops in he-ii: Exact solution of the rate equation. *Phys. Rev. Lett.*, 96(1):015301, Jan 2006.
- [40] Sergey K. Nemirovskii. Kinetics of a network of vortex loops in he ii and a theory of superfluid turbulence. *Phys. Rev. B*, 77(21):214509, Jun 2008.
- [41] Iordanskii. Vortex ring formation in a superfluid. *Sov. Phys. JETP*, 21:467–471, 1965.
- [42] J.S. Langer and M.E. Fisher. *Phys. Rev. Lett.*, 19:560, 1967.
- [43] S. K. Nemirovskii. Stochastic dynamics of quantized vortices: Continuum and discrete approaches. *Low Temperature Physics*, 46(5):475–479, 2020.
- [44] L. P. Kondraurova; S. K. Nemirovskii; M. V. Nedoboiko. Simulation of a stochastic vortex tangle.
- [45] Thomas F. Buttke. Comment on “generation of superfluid turbulence deduced from simple dynamical rules”. *Phys. Rev. Lett.*, 59(18):2117, Nov 1987.