

# Load-Balancing versus Anycast: A First Look at Operational Challenges

Remi Hendriks\*, Mattijs Jonker\*, Roland van Rijswijk-Deij\*, Raffaele Sommese\* \* *University of Twente*,  
Enschede, the Netherlands  
{remi.hendriks, m.jonker, r.m.vanrijswijk, r.sommese}@utwente.nl

**Abstract**—Load Balancing (LB) is a routing strategy that increases performance by distributing traffic over multiple outgoing links. In this work, we introduce a novel methodology to detect the influence of LB on anycast routing, which can be used by operators to detect network regions that experience anycast routing instability. We use our methodology to measure the effects of LB-behavior on anycast routing at a global scale, covering both IPv4 and IPv6. Our results show that LB-induced anycast routing instability is widespread. The results also show our method can detect LB implementations on the global Internet, including detection and classification of Points-of-Presence (PoP) and egress selection techniques deployed by hypergiants, cloud providers, and network operators. We observe LB-induced routing instability directs distinct flows to different anycast sites with significant latency inflation. In cases with two paths between an anycast instance and a load-balanced destination, we observe an average RTT difference of 30 ms with 8% of load-balanced destinations seeing RTT differences of over 100 ms. Being able to detect these cases can help anycast operators significantly improve their service for affected clients.

## I. INTRODUCTION

The networks that make up the Internet are generally designed to be redundant, with multiple possible paths toward a destination. This ensures robustness and resilience against failure. Routing protocols select the most efficient path based on factors such as topology, capacity, and economics. However, there are instances where multiple desirable paths exist.

To increase throughput, operators may deploy Load Balancing (LB) strategies that spread traffic out over multiple links. An example of this is Equal-Cost Multi-Path (ECMP), where traffic is split between ‘equal cost’ links. Use of LB avoids under-utilizing certain links by distributing load over all available network paths. Routers that perform this load-balancing, called *load balancers*, use hashing algorithms that are computed over header fields of packets that it forwards. Most commonly, the headers used are the five-tuple of flows; destination and source address, the ‘next protocol’ field, *i.e.*, TCP, UDP, ICMP, *etc.*, and the destination and source port. The main motivation for computing hashes per-flow, is that this ensures packets belonging to the same flow traverse the same path minimizing out-of-order deliveries for the recipient.

This work builds on observations we made with the MANycast<sup>2</sup> methodology, that detects anycast on the Internet by sending out probes using an anycasted address [1]. Then, if multiple sites capture a reply for a probed target it infers the target to be anycast. However, this methodology suffers from false positives due to unicast targets whose replies end up at

multiple anycast sites. When a unicast target is “in the middle” of two or more anycast Vantage Points (VPs) – meaning it has equal-cost paths as determined by the Border Gateway Protocol (BGP) – toward two sites, route flips may cause responses to our probes to be routed to multiple anycast sites. Moreover, we find that when manipulating flow-specific header fields the false-positive rate increases dramatically, suggesting that the use of LB by operators can explain this phenomenon. Hence, by selectively and iteratively changing header fields using our anycast probing system, we purposely trigger LB behavior on the Internet. This allows us to find network regions that experience *anycast routing instability*, where traffic reaches multiple anycast sites. Using our approach, we evaluate the effects of LB on anycast at scale.

Previous work uses traceroute to detect LB by finding diverging paths when varying header fields [2], [3]. However, these approaches suffer from a large probing overhead, making them unsuitable for Internet-wide measurement of LB. Furthermore, traceroute has constraints, *e.g.*, it requires hops to decrement TTL and send ICMP TTL Exceeded replies. These constraints make the approach unsuitable for detecting load-balancing in networks that, *e.g.*, use tunneling, a widely used technique [4], [5]. Our approach does not depend on traceroute and has a low probing cost, making it suitable for detecting the effects of load balancers on anycast routing at Internet scale. Furthermore, operators can use our methodology to optimize their anycast deployment and minimize the number of clients that experience *anycast routing instability*.

Our findings show that LB-induced anycast routing stability is prevalent. We observe clients reach anycast sites in different continents leading to large RTT differences. We observe hypergiants and tier-1 transport providers, who have sophisticated network infrastructures, connect poorly with anycast and find that this work’s novel methodology can be used to measure cases where this leads to undesirable routing.

Our contributions are a methodology that allows operators to find network regions that experience anycast routing instability, which we validate using Internet wide measurements that show the performance degradation such instability causes for anycast, and the public release of the measurement tooling.

The remainder of this paper is structured as follows. First, we provide background information and discuss related work in Section II. Then, in Section III we introduce and detail our methodology. We discuss our results in Section IV. Finally, in Section V we conclude and outline future work.

Vendor	Header fields
Arista	Flow 5-tuple (layer 3 & 4)
Cisco	SRC, DST (layer 3)
HPE	SRC, DST (layer 3)
Huawei	Flow 5-tuple (layer 3 & 4)
Juniper	SRC, DST, <i>protocol</i> (layer 3)
Juniper (MX series)	Flow 5-tuple (layer 3 & 4)
Nokia	Flow 5-tuple (layer 3 & 4)

TABLE I

THE HEADER FIELDS THAT MAJOR ROUTER VENDORS USE FOR THEIR LB HASH-FUNCTION (DEFAULT CONFIGURATIONS).

## II. BACKGROUND & RELATED WORK

**Load-Balancing** – LB is a routing strategy that enables packets to be forwarded toward a single destination using multiple paths. This strategy is widely used in networking to scale up bandwidth on the Internet. LB can be applied on a per-packet, per-destination, or per-flow basis. The per-flow application hashes such that packets belonging to the same flow take the same path, the per-destination approach implements a coarse-grained approach where packets toward the same destination take the same path, and the per-packet application load-balances packets individually. The per-flow approach is most widely used [6], while the per-packet approach may suffer from out-of-order delivery and inconsistent MTU issues [7]. The specific hash function depends on the router vendor, specific hardware, and configuration that can be set by operators. Table I gives an overview of the header fields used by major router vendors [8] when using default configurations. Juniper hashes using the source address, destination address, and *protocol* fields of the IP header (network layer 3) [9] and for their *MX series* routers use the entire flow 5-tuple (layer 3 & 4) [10]. Cisco and HPE use the IP address fields (layer 3) [11], [12]. Arista, Huawei, and Nokia hash using the flow 5-tuple (layer 3 & 4) [13]–[15]. Finally, we observe all vendors have LB options for tunneling protocols such as GRE and MPLS.

**Anycast Routing Instability** – As mentioned, when connecting to an anycast service, traffic may – in rare cases – reach multiple anycast sites, this is called *anycast routing instability* and may lead to performance degradation of anycast. One example is that it can break stateful TCP connections as state may only be kept at a single anycast site.

Wei et al. measured the effects of anycast routing instability toward root DNS servers using DNS queries [16]. They find that anycast is stable for 98% of clients. However, 1% suffer from frequent flips between anycast sites. For this 1% they hypothesized that LB on-path to the anycast service caused the instability. Using TCP-based DNS queries, they find that the measured instability rarely results in TCP timeouts. Furthermore, studies by operators also suggest stateful services over anycast are functional (*i.e.*, rarely affected by per-packet LB) [17], [18]. This suggests that most load balancers use per-flow or per-destination LB, as stateful services keep these header fields static and therefore route consistently.

**Paris Traceroute** – Traceroute is an Internet measurement tool that manipulates the TTL field (hop-limit field in IPv6) to

trigger ICMP TTL Exceeded replies at intermediate hops toward a target. By sending out packets with incrementing TTL, with packet information encoded in header fields (including flow header fields), traceroute is able to map the path to the target. This path consists of a set of hops identified with their IP address and RTT. However, in case of LB, traceroute can be misleading. Depending on the LB decisions made, packets may take different paths to reach a target. Furthermore, given that LB decisions are made using the flow information of a packet, that are manipulated by traceroute, the output may contain anomalous paths. Paris traceroute solves this limitation [19] by allowing the user to define flow-identifiers and keeping them static. Furthermore, it allows for manipulation of flow header fields to detect load balancers.

**Related Work** – Various works in the literature looked at multi-path routing and LB. In 2007, Augustin et al. presented the Multi-path Detection Algorithm (MDA) which builds on Paris traceroute to detect load balancers by iteratively sending traceroutes with unique flow identifiers [2]. MDA is able to locate multiple load balancers on a single path and classifies LB behavior by selectively changing header fields and evaluating which header fields trigger LB decisions. The authors limited the work in scale to a proof-of-concept due to high probing costs. Their results showed per-flow LB is common, and per-packet LB is rare.

Ten years later, in 2017, Almeida et al. performed a follow-up study for LB on the IPv6 Internet using MDA [3]. Overall, their results showed that IPv6 LB was less widespread than IPv4. Next, Vermeulen et al. introduced MDA-Lite, providing a lower overhead implementation of MDA [20]. This work involved an IPv4 survey of multi-path routing, showing load balancing topologies significantly increased in size and complexity. Whilst MDA-Lite lowers overhead, it still requires a considerable number of traceroutes to detect LB, especially when taking into consideration the increased size and complexity of multi-path topologies.

In 2019 and using the MDA algorithm as basis, Almeida et al. designed the Multi-path Classification Algorithm (MCA) and performed an extensive study of LB for both IPv4 and IPv6 [6]. They found LB to be more prevalent than previous reports in their 2019 study: 74% of IPv4 and 56% of IPv6 routes traverse a load-balancer. Additionally, they found that LB is applied similarly across all transport protocols, and that per-packet LB makes up only 0.1% of load balancers.

A more recent study looked at intra-domain LB deployed at border routers that perform BGP-Multipath (BGP-M), to distribute traffic over multiple border links. Using traceroute and Looking Glass servers they find large transit ASes and stub ASes widely deploy BGP-M to improve network performance.

Our methodology allows for detecting the effects of LB on an anycast deployment at Internet scale, previously impossible due to high probing costs involved with traceroute in related work. Furthermore, our methodology is able to detect load balancers in networks that perform tunneling, where traceroute has no visibility. These methodologies can be combined; our lightweight methodology detects clients experiencing site flipping at Internet scale, and intensive traceroute-based tech-

niques pinpoint where LB decisions are being made. Finally, the short measurement time and low burden of our approach allows operators to effortlessly observe the effectiveness of routing changes when attempting to solve cases of site flipping.

### III. METHODOLOGY

We use the TANGLED anycast testbed [21] to measure the effects of LB on anycast routing. This testbed is currently hosted using Vultr, which offers 32 hosting locations spanning 6 continents and 20 countries [22]. This provides us with 32 Vantage Points (VPs) from which to announce a /24 for measurement. We capture responses to our probes at all VPs and by default send out probes from a single VP such that we ingress ASes similarly between separate runs. We target networks that appear on USC ISI’s IPv4 hitlist [23]. This list contains likely responsive IP addresses per /24 prefix. For IPv6 we use the IPv6 hitlist from TU München [24]. Thirdly, we also target AAAA record addresses for IPv6 and, as we consider DNS, name server IP address for IPv4. These DNS records are provided by the OpenINTEL project [25].

**Using Anycast to Infer Multi-Path Routing** – As mentioned, this work is based on the MAnycast<sup>2</sup> methodology that infers the use of anycast in target networks [1]. This approach involves using an anycast infrastructure with multiple sites, *i.e.*, VPs to send probes to a target network. One can then infer if the target is anycast based on where the probe responses are observed. Responses from a unicast target are *likely* to get routed to the VP nearest to said target. An anycast target will instead receive probes at distinct sites in their anycast infrastructure and hence the responses are *likely* to get routed to different VPs. This approach can lead to misclassification however, as stipulated in [1]. The following two errors exist: 1) probes from multiple VPs reach multiple sites of an anycast prefix and responses are routed back to only a single anycast VP, nearest to all the target anycast sites. The prefix is misclassified as unicast; and 2) probes from multiple VPs reach a unicast prefix and responses are routed back to multiple anycast VPs. The prefix is misclassified as anycast. The MAnycast<sup>2</sup> paper attributed false positives (*i.e.*, the second case) to remote peering and the complex nature of the announcing networks. In addition to these reasons, we now recognize that the presence of load balancers leads to unicast responses being sent to multiple VPs.

**Detecting Load-Balancing Effects on Anycast** — For LB to create anycast routing instability, the probed target must be in-between two or more of anycast VPs, such that there are multiple routes available where LB decisions causes traffic to be forwarded to distinct BGP paths that reach different anycast sites. Based on this, there are three possibilities when it comes to detecting anycast routing instability:

*LB influencing anycast routing* – When we probe a prefix in an AS that has multiple paths to our VPs, we will observe LB behavior when that prefix gets routed through a load-balancer. Figure 1 shows three scenarios. Scenario 1 has equal-cost paths to two of our anycast locations, where based on LB decisions traffic may reach either anycast site. While the scenario shows LB inside a single AS, our approach works regardless of where LB occurs (*e.g.*, if an on-path AS performs LB).

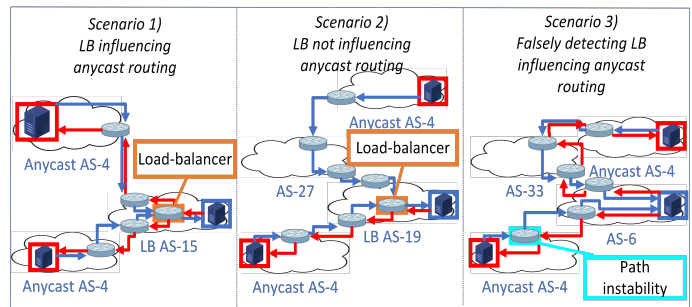


Fig. 1. Illustration of LB scenarios. Blue indicates how traffic from our anycast network would reach the probed unicast prefix, red indicates the possible paths that return traffic may take.

*LB not influencing anycast routing* – The second option is that we probe an AS that performs LB, but only has a single “best” path to one of our VPs. Then, regardless of the LB decisions made we will receive replies at a single VP. The middle of Figure 1 shows this scenario.

*Falsely detecting LB influencing anycast routing* – When a probed AS responds to multiple VPs due to behavior unrelated to LB (*e.g.*, route flips), we will falsely attribute this to LB. Scenario 3 shows this scenario, where traffic reaches two anycast sites due to path instability in the shortest path.

In theory, this methodology can also be used to detect ASes that perform LB on the Internet that fall under the second scenario. We can create two equal-cost paths by manipulating BGP announcements (using, *e.g.*, BGP path prepending) to unveil “hidden” load balancers. In our example we could prepend the BGP path at our anycast location that directly peers with AS-19, giving the load-balancer two equal-cost paths. We leave exhaustive detection of prefixes behind load balancers using BGP path prepending as future work.

**Probing Methodology** — Our measurements focus on detecting the effects of LB on both IPv4 anycast and IPv6 anycast. Also, we probe using the protocols ICMP, TCP and DNS. This allows us to evaluate whether LB decisions are transport-protocol agnostic.

- **ICMP** - we send out ICMP ECHO requests, for which we capture ICMP ECHO replies.
- **TCP** - we send out TCP SYN|ACK requests, for which we capture TCP RST replies.
- **UDP** - we send out DNS A queries, for which we capture responses. We discard ICMP Unreachable replies as they may originate from middleboxes.

We keep header fields static by default and carefully vary select header fields for each measurement run to evaluate if the fields trigger LB behavior. Each run uses 5 different values for the header field we vary, as we observe diminishing returns beyond 5 values. As a result, each target prefix receives 5 probes per measurement run. We run ICMP, TCP and UDP measurements in which we vary the IP header. For TCP and UDP we also perform runs in which we vary the transport-layer ports. We vary the IP header by probing with multiple addresses within the anycasted prefix that we announce. We do not measure LB using the DSCP, Flow Label, and Traffic Class fields since middleboxes are known to

overwrite these fields [3], [6].

Note that ICMP checksums will vary when ICMP payload changes. This could trigger per-packet load-balancing. As such, this could create noise in runs in which we deliberately vary other fields. We performed pre-measurement checks and found the effect to be negligible, consistent with previous work that finds per-packet LB to be rare [2], [6]. For example, responses to multiple ICMP probes using non-varied IP headers arrived at multiple of our VPs for only 1.4k prefixes, which is negligible ( $< 0.02\%$ ) compared to the size of the hitlist and can be attributed to *e.g.*, route flips.

**Use of Traceroute** — We implemented a modified version of Paris traceroute that allows us to use an anycast source address. We use this to measure the AS at which load-balancing takes place, by evaluating at which hop we see traceroute replies being received at multiple anycast sites.

**Tooling** — We publicly share our tooling, built from the ground up, that anycast operators can deploy on their infrastructure. The tooling is designed to be scalable for large anycast deployments, resource efficient for low burden at anycast sites, and containerized for easy deployment. It supports IPv4 and IPv6 with underlying protocols ICMP, TCP, and UDP. Furthermore, we allow for a large variety of configurations, including measurements using multiple combinations of port and address field values for outgoing probes. Finally, we implement a distributed probing method that divides the hitlist among all anycast sites, enabling scanning of the full IPv4 space at /24-prefix granularity in a matter of minutes. We leave a detailed description of the tooling, designed for a large variety of anycast performance measurements, to future work.

**Limitations** — Our measurement setup has three limitations. First of all the ISI hitlist is based on ICMP-responsiveness, meaning we will have fewer responsive targets for our TCP and UDP probes. Especially for UDP, which is dependent on DNS services, responsiveness is low. We include name server addresses provided by OpenINTEL to create more responsiveness besides ICMP, but this still leaves us with a limited set of DNS-responsive targets. Second, our methodology cannot reliably measure LB decisions that are dependent on traffic load, though, we find that the low probing cost allows for repeated measurement over time that can detect such cases.

Last, like the MAnycast<sup>2</sup> approach we scan at a /24-granularity (/48 for IPv6), the smallest prefix size propagated by BGP. However, as observed by Schomp et al. partitioning of the Internet is more fine-grained for some cases [26], where addresses belonging to a single /24-prefix are in topologically distinct locations causing traffic to route differently. We limit this work to measure at /24 granularity as this assumption holds for most cases and to lower the measurement burden.

**Ethical Considerations** — Our research involves Internet-wide scans to identify LB behavior on a large scale, and it is performed under IRB approval. We have made efforts to conduct the measurements ethically and responsibly. We maintain a low scanning rate - targeting 1 address in a single /24 - sending at most fifteen probes to a single target per hour. In our TCP scan, we use a SYN-ACK based probing to avoid contributing to a possible state exhaustion on the target

Protocol	Responsive	Affected by LB	% affected by LB
ICMPv4	3,708,348	151,645	4.1%
TCPv4	1,287,110	57,707	4.5%
UDPv4	210,573	10,223	4.9%
IPv4 (total)	3,820,285	167,573	4.4%

TABLE II

THE NUMBER OF RESPONSIVE /24-PREFIXES, AND THOSE THAT EXPERIENCE LB WHEN VARYING THE IP HEADER, LISTED BY PROTOCOL.

machines. Additionally, probes are sent with a UTF-8 encoded URL in the payload, that refer to our experiments and abuse contacts, to account for possible opt-outs.

## IV. RESULTS

We present our findings obtained using our anycast testbed. This evaluation is the first study of load-balancing impacting anycast routing at Internet scale. Though clients that experience anycast routing instability are deployment specific, this section validates our methodology and provides insights to the effects of LB on anycast routing.

**Prevalence of Load-Balancing** – We probe for LB-behavior using ICMP, TCP, and UDP by varying the source IP address, port values, or both. For ICMP there are no port values, for these prefixes we vary only the source IP address. For IPv4 we have a hitlist of 5.6M prefixes. To show the representativeness of our hitlist we show the number of /24-prefixes responsive to each protocol in Table II, including those found to be affected by LB when varying the IP header. These results show that we measured the effects of LB for 3,820,285 prefixes, 97.1% of which respond to ICMP, 33.7% respond to TCP, and 5.5% respond to UDP. Of those prefixes, we observe 167,573 (4.4%) are routed to multiple anycast sites when varying the IP header. Using *ip2location* [27] we find that out of these 167,573 prefixes, 114,253 (68.2%) are residential access networks. As mentioned, when keeping header fields static we observe a negligible number of prefixes respond to multiple anycast sites, confirming prior work that finds per-packet LB is nearly non-existent [2], [6]. These results show that LB is prevalent, and results in 4% of the Internet reaching multiple anycast sites based on LB decisions.

**Load-Balancing by Protocol** – To assess whether LB is consistent among protocols, we look at prefixes responsive to both ICMP and TCP. In total we have 1.2 million prefixes responsive to both protocols. We exclude UDP from this analysis as we have few prefixes responsive to DNS queries. Figure 2 shows the results using an *UpSet* plot. On the bottom-left are two counts for prefixes found to be affected by LB for the ICMP and TCP runs when varying the IP header.

In these two runs combined, we detected 55,475 prefixes that exhibit LB behavior for either protocol. We detected 50,495 (91.0%) display LB behavior in the ICMP run and 50,049 (90.2%) for the TCP run. The bars in the figure show counts for the complement of the intersections of prefixes found in the two measurement runs. We color intersections by degree: `blue` for prefixes found in only a single measurement run, `green` for prefixes found in both measurement runs. Bar 1 shows the 5,426 prefixes found exclusively in the ICMP run (9.8% of the total). Bar 2 shows 4,980 prefixes exclusively

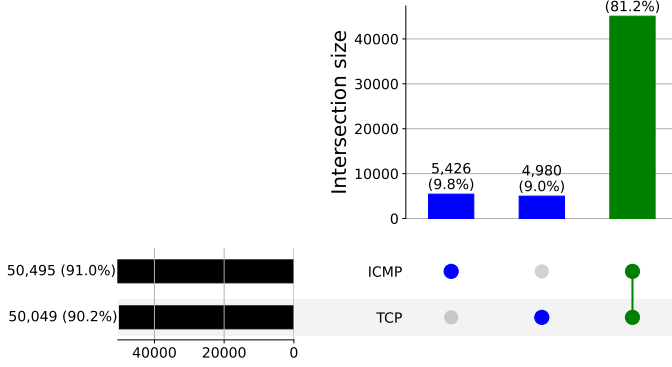


Fig. 2. LB by protocol for prefixes responsive to both ICMP and TCP.

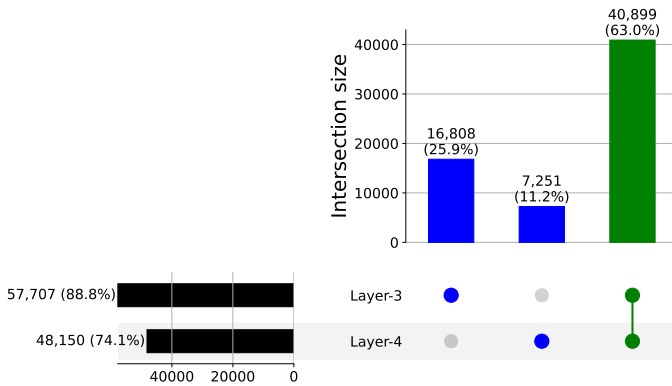


Fig. 3. LB detected when varying the IP-header (layer 3), the TCP-header (layer 4), or both (layer 3 & 4) for TCPv4.

in the TCP run (9.0%). Bar 3 accounts for the 45,069 prefixes found in both runs (81.2%). We believe the non-intersecting prefixes (bars 1 and 2) are due to noise between runs rather than protocol-specific LB. Possible reasons for this noise are:

- **Churn** - The probed target may not have been responsive for all measurement runs.
- **Route flips** - Prefixes may route differently between runs due to route flips, where they route through an AS performing LB in certain measurement runs, but get routed through an AS that does not perform LB in other measurement runs.
- **Load dependent** - Some LB behavior may only trigger when load is present, which is dynamic over time.

The majority of LB is detectable in both measurement runs (bar 3), indicating that LB is consistent among protocols, as backed by previous work [6]. In contrast, we observe inconsistency in Table 2, we suspect this is caused by bias as to where TCP and DNS responsive prefixes are located.

**Load-Balancing by Network Layer** – As mentioned, router vendors have different configurations for LB hashing functions. As shown in Table I, most default configurations calculate the hash using the entire flow 5-tuple (layer 3 & 4) and some use only the IP header (layer 3). To measure LB configurations deployed by operators we perform TCP runs varying either the IP source address (layer 3) or TCP port fields (layer 4), the results are shown in Figure 3.

Overall, we observe most LB behavior when varying the IP-

AS	AS Name	LB prefixes	Responsive	Ratio LB
7303	Telecom Argentina	17,837	19,037	0.937
3352	Telefónica de España	15,216	23,197	0.656
8075	Microsoft	13,121	64,869	0.202
8708	Digi Communications (RO)	5,432	5,513	0.985
3462	Chungwha Telecom (TW)	4,713	9,979	0.472
36947	Telecom Algeria	4,357	5,293	0.823
5769	Videotron (CA)	4,156	8,663	0.480
16509	Amazon	4,128	87,184	0.047
9198	JSC Kazakhtelecom	3,936	4,198	0.983
6730	Sunrise (CH)	3,436	5,145	0.668

TABLE III

10 LARGEST ASes AFFECTED BY LB, THE NUMBER OF RESPONSIVE PREFIXES, AND THE RATIO OF PREFIXES AFFECTED BY LB (FOR ICMP).

header (57,707) and slightly less when varying the TCP-header (48,150). This is unsurprising as all vendor configurations use the IP-header, whereas only flow-based LB configurations use the TCP-header. We find a considerable number of LB detected using only layer 3 (16,808). Surprisingly, we also observe layer 4 only LB (7,251), inconsistent with vendor default configurations. This behavior was also observed in previous work [6], but not as prevalent. We suspect this is an effect of noise, as explained previously, and further believe we observe cases of ingress NAT behavior where different ports reach different clients behind a NAT infrastructure. Such clients may be in distinct topological areas, that route differently and reach different anycast sites. Finally, we find most load balancers (40,889) hash using both layers, *i.e.*, per-flow LB.

**Load-Balancing by Autonomous System** – For ICMPv4 we observe LB behavior in 4,270 ASes. Table III shows the 10 largest ASes by number of LB prefixes detected. This table shows the number of prefixes affected by LB, the total number of ICMP-responsive prefixes, and the ratio. We find the majority of prefixes that experience anycast routing instability originate from eyeball networks, where most prefixes experience instability for some (Telecom Argentina, Digi Communications, JSC), and only a portion of prefixes for others (Telefónica de España, Chungwha, Videotron, Sunrise). We believe the latter, *i.e.*, partially affected by LB, to be caused by topological differences inside the AS. Finally, we see two hypergiants (Microsoft, Amazon) partially affected by LB.

To give insight into the percentage of prefixes affected by LB, we show a CDF in Figure 4. We plot all ASes (red), and ASes for which we have more than 10 responsive prefixes (blue). Looking at the filtered ASes (blue), we find roughly a third of ASes to have less than 10% of prefixes affected by LB. We suspect these to be cases of *e.g.*, route flips rather than LB. Further, we observe 40% of ASes to have more than half of their prefixes affected by LB, and 20% of ASes have the vast majority affected by LB. Evaluating the results using all ASes (red), we see at the top right of the graph that more than 40% of ASes are entirely affected by LB. These are for the vast majority small ASes where we observe anycast routing instability for all responsive prefixes. Overall these results show that large ASes are often partially affected by LB, indicating different topologies, and we observe a large number of small ASes that are affected entirely.

Next, we look at the largest ASes affected by LB for TCP, where we can differentiate between layer 3 and layer 4 LB. Table IV shows the 5 largest ASes by number of LB prefixes

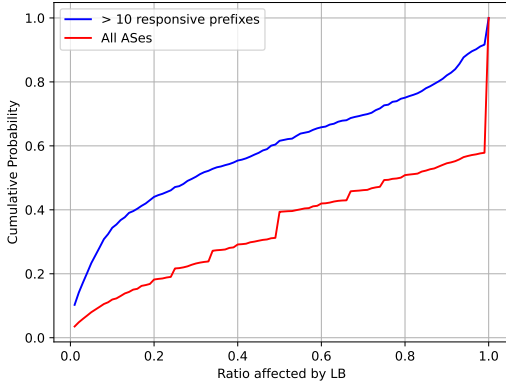


Fig. 4. Ratio of prefixes affected by LB and responsive prefixes, by AS (for all ASes and ASes with more than 10 responsive prefixes).

AS	AS Name	IP	SRC	DST	SRC+DST	All
7303	Telecom Argentina	8,828	9,188	9,052	8,401	9,084
3462	Chunghwa Telecom (TW)	4,992	4,148	4,905	4,843	5,016
6713	Maroc Telecom	3,889	4,716	4,633	4,667	4,644
1267	Wind Tre (IT)	2,002	2,010	1,979	2,002	1,993
36947	Telecom Algeria	1,312	1,378	1,356	1,244	1,391
25820	IT7 Networks (CA)	585	0	0	0	586
18779	EGI Hosting (US)	579	121	187	188	585
9676	Savecom (TW)	322	0	0	0	327
11830	Costarricense Telecom	310	131	133	129	314
7018	AT&T	293	120	120	120	263

TABLE IV

5 LARGEST ASes AFFECTED BY LB, FOLLOWED WITH THE 5 LARGEST ASes SHOWING BIAS TOWARD LAYER-3 ONLY LB (FOR TCP).

for TCP, followed with the 5 largest ASes that have a clear bias toward layer 3 only LB. For TCP we find a different ranking of ASes compared to ICMP, we attribute this to difference in responsiveness. The table contains the number of LB prefixes found for separate measurement runs varying either the source address (IP), source port (SRC), destination port (DST), both port fields (SRC+DST), and source address and both port fields (All). We observe that most ASes perform LB consistently for all variations of header fields, and use both layer 3 & 4 headers (*i.e.*, per-flow). Finally, we observe 35 ASes only visible when varying layer 4 fields, all of which have few prefixes showing LB behavior. Whilst we suspect NAT behavior, we leave a definitive explanation of these cases to future work.

**Measurement Consistency** – As mentioned, our methodology experiences noise (*e.g.*, prefixes not always seen to be affected by LB). To quantify this noise we run 10 back-to-back ICMPv4 measurements. These runs observe anycast routing instability ranging from 154k to 158k prefixes. For 87.2% of prefixes the instability is observed at all 10 measurement runs, for 10.4% of prefixes it is seen in 3-9 measurement runs, for 0.8% of prefixes it is detected in 2 measurement runs, and for 1.6% of prefixes it is observed once. Prefixes seen in all measurement runs are clear cases of LB, those found in 3-9 measurement runs we suspect to be cases of load-dependent LB, and the remaining prefixes seen at only one or two measurement runs we attribute to route flips.

For the first measurement we find 153,870 prefixes, of which 152,130 are visible again in the second measurement run 20 minutes later. However, comparing the first to the last measurement (time difference of 3 hours and 5 minutes) we observe an intersection of 149,324 prefixes. We suspect that

Protocol	Responsive	Affected by LB	% affected by LB
ICMPv6	531,663	20,193	3.8%
TCPv6	150,730	3,738	2.5%
UDPv6	11,303	495	4.4%
IPv6 (total)	534,611	20,932	3.9%

TABLE V

THE NUMBER OF RESPONSIVE /48-PREFIXES, AND THOSE THAT EXPERIENCE LB WHEN VARYING THE IP HEADER, LISTED BY PROTOCOL.

this decrease in intersecting prefixes is due to changes in traffic load and route flips, between LB paths and non-LB paths, that are more likely to occur over time.

**Long-lived Anycast Routing Instability** – To determine whether measured anycast routing instability caused by LB is persistent for long periods of time, we compare data with a 4 month interval. We look at prefixes found to route toward multiple anycast sites when varying the IP header of ICMPv4 probes, we use data from 15 February 2024 and 21 June 2024. For the first, we have 153,734, and for the second we have 151,645 prefixes. Taking the intersection, we find 89,447 prefixes are affected by LB for both measurement runs. This suggests most anycast routing instability is long-lived. However, a significant part does appear to be short-lived that would require constant monitoring from operators. We leave an explanation of such short-lived instability to future work.

**IPv6** – We perform IPv6 measurements on a /48 prefix granularity, as this is the smallest (globally) routable prefix size. Table V shows the responsiveness and number of prefixes affected by LB for ICMPv6, TCPv6, UDPv6.

Overall, we find there are fewer prefixes experiencing anycast routing instability due to LB compared to IPv4, confirming previous work that finds LB is less prevalent for IPv6 [6]. For TCP and UDP our hitlist lacks responsive targets for meaningful analysis. For ICMP, we observe LB for 20,193 /48s located in 854 ASes. The vast majority, 11,685 (57.9%), of prefixes affected by LB are announced by Cloudflare (AS 13335) which we discuss later.

**Validation using Paris Traceroute** – We validate our results using Paris traceroute, the current state-of-the-art for detecting LB. As mentioned, we implemented a modified version of Paris traceroute that works with an anycast source address. However, performing Paris traceroute from our anycast testbed measures LB on-path from deployment to client, whereas our methodology detects LB from client to deployment. Therefore, we use the RIPE Atlas platform that provides more than 11k distributed VPs for Internet measurement, including support for Paris traceroute. This allows us to perform Paris traceroute from the client to the deployment to validate our methodology.

First, we detect RIPE Atlas VPs that experience anycast routing instability using our methodology by varying the IP header. In total we find 7k RIPE Atlas VPs that are ICMP-responsive, of which 306 VPs (located in 152 distinct ASes) reach multiple anycast sites when varying the IP header. Next, we perform Paris traceroutes from all RIPE VPs toward multiple addresses in the /24 we anycast, using the same IP header variations. This measurement campaign lasted several days due to RIPE Atlas constraints. To identify the anycast site reached in the traceroute logs, we mimic each site to be routed behind an additional fake host using a unique hop

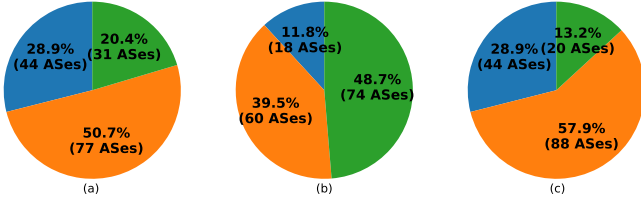


Fig. 5. Where does LB take place, for RIPE Atlas VP ASes experiencing anycast routing instability: **blue** – at RIPE Atlas VP AS, **orange** – at on-path AS, **green** – unknown. Measured using Paris traceroute from: (a) RIPE Atlas VPs, (b) anycast deployment, (c) combining both directions.

address. In total, 9,613 RIPE VPs were available for traceroute measurement of which 9,213 revealed the reached sites in their traceroute logs. For 240 out of 306 RIPE VPs where our methodology detects anycast routing instability, the LB behavior is validated with traceroute. The missing 66 VPs were either unavailable for traceroute measurements or failed to reveal LB behavior due to traceroute limitations (e.g., networks blocking ICMP TTL Exceeded replies). For the validated VPs, we observe a consistent mapping of IP-header to anycast site reached, *i.e.*, load balancers consistently split traffic toward the same sites and each IP-header variation is observed to reach the same anycast site using both methodologies.

Investigating RIPE Atlas traceroutes from all VPs we find an additional 180 RIPE VPs that experience anycast routing instability that are missed by our methodology. We find that 155 of these VPs are unresponsive to ICMP (*i.e.*, undetectable with our methodology), the remaining 25 we suspect to be caused by the time difference between measurements, allowing for load-dependent LB and route flips to occur.

**Determining where Load-Balancing takes place** – To determine where LB decisions creating anycast routing instability take place, we look at the 240 RIPE Atlas VPs observed to experience instability using both methodologies. For this we use traceroute results from RIPE VPs toward TANGLED (our anycast deployment) and traceroute results from TANGLED toward RIPE VPs. We perform the latter using our implementation of Paris traceroute with an anycast source address, that detects hops behind load balancers based on ICMP TTL Exceeded replies reaching multiple anycast sites.

We differentiate between three cases for where LB, causing anycast routing instability, takes place; *Home AS* - the load-balancer is in the same AS as the client, *On-path AS* - the load-balancer is in an AS between the client and anycast deployment, *Unknown* - it is unknown where the load-balancer is (e.g., due to networks using MPLS). Figure 5 shows where we detect LB to take place, when performing from the client toward the anycast deployment (a), when performing from the deployment toward the client (b), and when combining traceroute data from both directions (c). Comparing the first two cases (a, b), we observe visibility is considerably higher when performing traceroute from the client where for only 20.4% of affected ASes it remains unknown where LB takes places, compared to 48.7% when performing traceroute from the deployment. We attribute the latter to routing asymmetry. Furthermore, we observe this lack

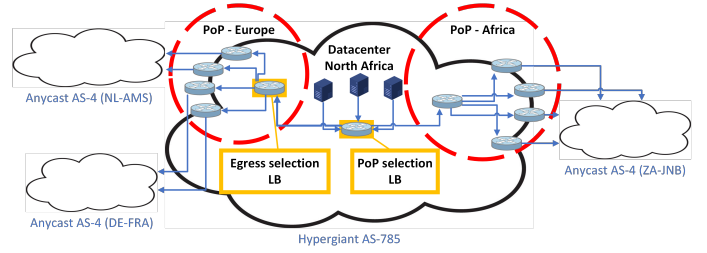


Fig. 6. LB happening at the Point of Presence (PoP) and/or egress selection within a hypergiant’s network.

in visibility to be especially present for cases where LB takes place at the home AS, which we attribute to networks only visible with traceroute from within and upstream routers that block ICMP TTL Exceeded replies.

Combining traceroute data from both sources (c), we find that for 88 ASes (57.9%) that experience anycast routing instability, LB occurs in on-path ASes. For 44 ASes (28.9%) the LB originates from within. For the 20 remaining ASes (13.2%) the origin of LB is unknown due to traceroute limitations. These results show that most LB creating anycast routing instability takes place in on-path ASes. Further, we find that traceroute has significant limitations when detecting LB, especially when performed from the anycast deployment where the LB is invisible for 48.7% of affected ASes.

**Eyeball Networks** – As shown in Table III, a large number of our results originate from telecom providers. Additionally, using *ip2location* [27] we find 68.2% of IPv4 prefixes where we detect anycast routing instability are residential. Private communication with an operator of one of these eyeball networks confirmed that the behavior we observed is consistent with their routing LB implementation. More specifically, they find that OSPF based ECMP (at CMTS level) results in traffic reaching different transit providers, this LB implementation is supported by most router vendors (e.g., HPE [28]).

For our TCPv4 results the majority of prefixes also originate from eyeball networks, as shown in Table IV. For some ASes, we observe LB behavior only visible when varying port fields though they are few and have few prefixes affected by LB. We suspect these are cases of NAT behavior, where probes are reaching distinct clients that share an address but are in different regions of the network, resulting in reply traffic reaching different sites due to topological differences.

**Hypergiants** – Several so called “hypergiants” originate 24.9% of IPv4 prefixes where we detect LB. Such hypergiants have their own private backbone infrastructure consisting of their own private links to interconnect Points of Presence (PoPs). Each PoP connects to the global Internet using a set of egress ports (which can range from tens to hundreds at a single PoP) [29]. Such sophisticated edge networks mean that there are multiple places where load-balancing decisions can be made. To give a simplified example, we provide an illustration in Figure 6. This is also reflected in our results, where we observe that replies destined for a single unicast address – within a hypergiant’s network – are routed back to geographically diverse anycast VPs (sometimes even VPs

located on different continents). The largest hypergiant in our results is Microsoft’s AS 8075 (13k prefixes in our ICMPv4 measurements). To further investigate our observations for Microsoft prefixes we created VMs on Azure to measure connectivity to our anycast deployment from within their infrastructure. When creating VMs they provide several load-balancing options [30], and we find the options supporting cross-region LB to route toward distinct anycast sites when varying the IP header. This cross-region LB uses a cold-potato routing approach that favors routing traffic to the PoP closest to the user. These findings show that hypergiants, such as Microsoft, offer a wide variety of routing options that can lead to anycast routing instability.

Next, we reached out to a large CDN network operator, where we observed reply traffic reaching VPs in different continents. We confirmed through spot-checks that the identified LB behavior was due to BGP-M path selection from a PoP to one of the CDN’s upstreams.

Finally, we reached out to operators at Cloudflare, by far the most prevalent AS in our ICMPv6 result consisting of 12k prefixes. From these talks we learned that the prefixes in our results are unicast within Cloudflare’s network (*i.e.*, our probes end up at a single location), however the BGP announcements for these prefixes are propagated at multiple Cloudflare PoPs. Our anycast Paris traceroute results confirm this, as we see our probes ingressing at distinct locations. However, due to limitations in our methodology we cannot observe the return path. From these talks, we further learned that Cloudflare TE implementation egresses near the client using their geofeed [31]. However due to the anycasted nature of our IP, this geofeed wrongly believes our IP to be located at a single location. Therefore, reply traffic for our prefix will egress at the same PoP regardless of the location of the probed address within Cloudflare’s infrastructure. From this PoP, Cloudflare traffic reaches multiple sites due to load balancers located in on-path ASes.

**Major Transit Providers** – Like hypergiants that have multiple PoPs, major transit providers interconnect the Internet at geographically distributed Internet Exchange Points (IXPs). We observe major transit providers – in some cases – prefer routes toward our anycast IP using IXPs in distant locations, when a short path toward a nearby site is available. In total, 9 major transit providers show this behaviour in our dataset. An illustrative example is Hurricane Electric, where using their Looking Glass service we observe routers in Europe prefer paths through an IXP in India for our anycasted IPv6 prefix, but not for our IPv4 prefix.

**Multiple-Client Probing** – In Section III we explained that ICMP probes with non-varied IP header fields from a single VP prompted 1.4k prefixes ( $< 0.02\%$ ) to respond to multiple VPs. However, the MANycast<sup>2</sup> paper found many more false positives. To evaluate if probing from multiple locations instead of a single VP, as done during a MANycast<sup>2</sup> census, impacts LB decisions, we perform a measurement where we probe using four VPs on different continents. This reveals 21k prefixes whose replies are received at multiple VPs. Since we effectively perform an anycast census, we also capture anycast

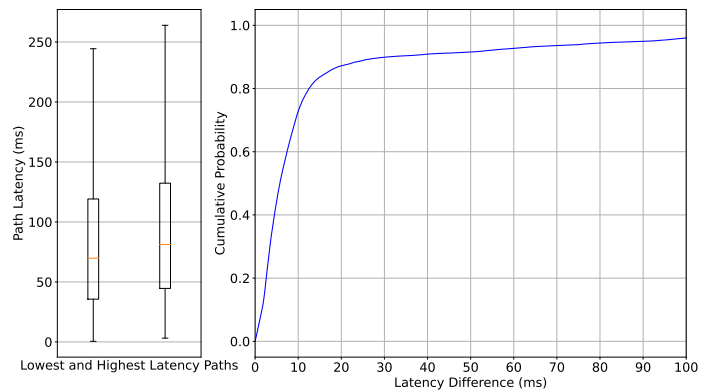


Fig. 7. Boxplot (left) for the lowest and highest average latency paths, and a CDF (right) for the latency difference between the two.

behavior. For this reason we filter out anycasted prefixes, using the iGreedy latency-based anycast detection methodology by Cicalese et al. [32]. We perform this follow-up measurement using CAIDA’s Ark platform [33]. This leaves us with 9.6k prefixes that are not found to be anycast using iGreedy. Of these unicast prefixes, 5.9k originate from Microsoft’s AS 8075. Using our anycast Paris traceroute, we see that these prefixes are announced at multiple Microsoft PoPs and that each of our anycast VPs are ingressing at different Microsoft PoPs. We believe these prefixes are ending up at multiple locations due to symmetrical ingress/egress routing policies, that cache the observed ingress port (and/or PoP) for a packet and forward the egress traffic through the same path.

**Multi-Path Latencies** – Our methodology finds network regions that route to multiple anycast sites, each of these routes have different path latencies. If an operator uses our methodology to detect these regions, they can implement traffic engineering, *e.g.*, using selective BGP announcements, to direct clients toward the shortest (in terms of latency) path.

Figure 7 shows a boxplot and a CDF. First, the boxplot contains the average latencies observed for the shortest path (left) and the longest path (right). This latency is the time difference between transmission time at the sender (site in Amsterdam) that probes the client, and the receiving time of the anycast site that receives the client probe reply. The average latency for the shortest path is 88.3 ms and 103.2 ms for the longest path, giving a difference of 14.9 ms. In normal circumstances, where the client communicates to and from the closest site this translates to a difference of 29.8 ms in RTT. The latency difference is dependent on the anycast deployment, for reference, our anycast deployment has an average latency of 60.0 ms toward targets on the IPv4 hitlist.

Next, the CDF shows the distribution of the latency difference for prefixes with multiple load-balanced paths toward our deployment. We find that for 75% of prefixes the latency difference is at most 10 ms. However, for the remaining 25% the CDF shows a long tail where 4% of prefixes have a latency difference of more than 100 ms. This long tail contains prefixes whose traffic is load-balanced between sites in different continents. These results show that operators can significantly decrease latency for clients experiencing anycast



routing instability when directing them to the best path.

## V. CONCLUSIONS & FUTURE WORK

We introduced a novel methodology that detects network regions experiencing anycast routing instability caused by load-balancing. We publicly share our tooling that detects these cases at Internet scale with a low probing cost and short measurement time, impossible with previous tooling that depends on traceroute. We find that 96% of probed Internet prefixes consistently route to a single anycast site. However, for the remaining 4% we detect instability where based on load-balancing decisions traffic reaches multiple anycast sites. We find that, when keeping flow headers static, load balancers will consistently route clients to the same anycast site. However, services that require multiple stateful sessions will be harmed by load-balancing as individual sessions may reach different anycast sites. Furthermore, route flips may yet harm long-lasting stateful connections, we leave a study on the stability of anycast routing for long-lasting connections to future work.

Whilst our initial objective was to detect the effects of load balancers on anycast routing, our results show that different types of traffic engineering implementations result in anycast routing instability. These implementations range from load balancers, NAT infrastructures, to PoP- and egress-selection mechanisms inside intercontinental hypergiant networks.

We believe operators benefit from knowing when clients connect to multiple anycast sites for, *e.g.*, catchment analysis and can solve these cases using, *e.g.*, BGP path prepending and path poisoning. However, such changes in routing may shift the problem to different regions, requiring monitoring of effectiveness that our tool makes possible. Finally, we find that the RTT these clients experience can be significantly improved when directing them to the nearest site, potentially lowering RTT by hundreds of milliseconds for some clients.

## REFERENCES

- [1] R. Sommesse, L. Bertholdo, G. Akiwate, M. Jonker, R. van Rijswijk-Deij, A. Dainotti, K. Claffy, and A. Sperotto, "Manycast2: Using Anycast to Measure Anycast," in *Proceedings of the 20th ACM IMC*, 2020.
- [2] B. Augustin, T. Friedman, and R. Teixeira, "Multipath Tracing with Paris Traceroute," in *Workshop on End-to-End Monitoring Techniques and Services*, 2007, pp. 1–8.
- [3] R. Almeida, O. Fonseca, E. Fazzion, D. Guedes, W. Meira Jr, and I. Cunha, "A Characterization of Load Balancing on the IPv6 Internet," feb 2017, pp. 242–254.
- [4] B. Donnet, M. Luckie, P. Mérindol, and J.-J. Pansiot, "Revealing MPLS Tunnels Obscured from Traceroute," *ACM SIGCOMM Computer Communication Review*, vol. 42, no. 2, pp. 87–93, 2012.
- [5] J.-R. Luttringer, Y. Vanaubel, P. Mérindol, J.-J. Pansiot, and B. Donnet, "Let There Be Light: Revealing Hidden MPLS Tunnels With TNT," *IEEE Transactions on Network and Service Management*, vol. 17, no. 2, pp. 1239–1253, 2020.
- [6] R. Almeida, I. Cunha, R. Teixeira, D. Veitch, and C. Diot, "Classification of Load Balancing in the Internet," in *IEEE INFOCOM - IEEE Conference on Computer Communications*, 2020, pp. 1987–1996.
- [7] D. Thaler and C. Hopps, "Multipath Issues in Unicast and Multicast Next-Hop Selection," IETF, RFC 2991, Nov. 2000.
- [8] Statista, "Enterprise network infrastructure vendor market share," <https://www.statista.com/statistics/1253345/enterprise-network-infrastructure-vendor-market-share-worldwide>, 2022, [Accessed 12-07-2024].
- [9] "Configuring Per-Packet Load Balancing — Junos OS," <https://www.juniper.net/documentation/us/en/software/junos/sampling-forwarding-monitoring/topics/concept/policy-configuring-per-packet-load-balancing.html>, [Accessed 11-06-2024].
- [10] "Understanding the Algorithm Used to Load Balance Traffic on MX Series Routers — Junos OS," <https://www.juniper.net/documentation/us/en/software/junos/sampling-forwarding-monitoring/topics/concept/h-computation-mpcs-understanding.html>, [Accessed 13-06-2024].
- [11] "IP Switching Cisco Express Forwarding Configuration Guide - Configuring a Load-Balancing Scheme," [https://www.cisco.com/c/en/us/td/docs/ios-xml/ios/ips/switch\\_cef/configuration/15-mt/isw-cef-15-mt-book/isw-cef-load-balancing.html](https://www.cisco.com/c/en/us/td/docs/ios-xml/ios/ips/switch_cef/configuration/15-mt/isw-cef-15-mt-book/isw-cef-load-balancing.html), [Accessed 11-06-2024].
- [12] "Configuring per-packet or per-flow load sharing," [https://techhub.hp.com/eginfolib/networking/docs/routers/vsr1000/cg/5200-3156\\_13-ip-svc\\_s\\_cg/content/478552012.htm](https://techhub.hp.com/eginfolib/networking/docs/routers/vsr1000/cg/5200-3156_13-ip-svc_s_cg/content/478552012.htm), [Accessed 21-06-2024].
- [13] "EOS 4.32.0F - Port Channels and LACP," <https://www.arista.com/en/um-eos/eos-port-channels-and-lACP>, [Accessed 11-06-2024].
- [14] "Huawei Load Balancing Configuration," <https://support.huawei.com/enterprise/en/doc/EDOC1100278568/c9cdf67a/load-balancing-configuration>, [Accessed 11-06-2024].
- [15] "Per Flow Hashing," [https://infocenter.nokia.com/public/7750SR217R1A/index.jsp?topic=/com.nokia.Interface\\_Configuration\\_Guide\\_21.7.R1/traffic\\_load\\_ba-ai9emdyn1p.html](https://infocenter.nokia.com/public/7750SR217R1A/index.jsp?topic=/com.nokia.Interface_Configuration_Guide_21.7.R1/traffic_load_ba-ai9emdyn1p.html), [Accessed 21-06-2024].
- [16] L. Wei and J. Heidemann, "Does Anycast Hang Up on You (UDP and TCP)?" *IEEE Transactions on Network and Service Management*, vol. 15, no. 2, pp. 707–717, 2018.
- [17] M. Levine, "TCP Anycast - Don't believe the FUD," <https://archive.nanog.org/meetings/nanog37/presentations/matt.levine.pdf>, 2006, [Accessed 17-06-2024].
- [18] R. Maheshwari, "TCP over IP Anycast - Pipe dream or Reality?" <https://engineering.linkedin.com/network-performance/tcp-over-ip-anycast-pipe-dream-or-reality>, 2015, [Accessed 17-06-2024].
- [19] B. Augustin, X. Cuvellier, B. Orgogozo, F. Viger, T. Friedman, M. Latapy, C. Magnien, and R. Teixeira, "Avoiding Traceroute Anomalies with Paris Traceroute," in *Proceedings of the 6th ACM IMC*, 2006, p. 153–158.
- [20] K. Vermeulen, S. D. Strowes, O. Fourmaux, and T. Friedman, "Multilevel MDA-Lite Paris Traceroute," in *Proceedings of the 18th ACM IMC*, 2018, p. 29–42.
- [21] L. M. Bertholdo, J. M. Ceron, W. B. d. Vries, R. d. O. Schmidt, L. Z. Granville, R. v. Rijswijk-Deij, and A. Pras, "TANGLED: A Cooperative Anycast Testbed," in *IFIP/IEEE International Symposium on Integrated Network Management (IM)*, 2021, pp. 766–771.
- [22] Vultr Datacenter Locations, <https://www.vultr.com/features/datacenter-locations/>, 2024, [Accessed 23-02-2024].
- [23] USCLANDER project, "Internet Addresses Survey Dataset," <http://www.isi.edu/ant/lander>, 2023, PREDICT ID: USCLANDER/internet\_address\_hitlist\_it105w-20230926/rev14354.
- [24] O. Gasser, Q. Scheitle, P. Foremski, Q. Lone, M. Korczynski, S. D. Strowes, L. Hendriks, and G. Carle, "Clusters in the Expanse: Understanding and Unbiasing IPv6 Hitlists," in *Proceedings of the 18th ACM IMC*, 2018.
- [25] R. van Rijswijk-Deij, M. Jonker, A. Sperotto, and A. Pras, "A High-Performance, Scalable Infrastructure for Large-Scale Active DNS Measurements," *IEEE Journal on Selected Areas in Communications*, vol. 34, no. 6, pp. 1877–1888, 2016.
- [26] K. Schomp and R. Al-Dalky, "Partitioning the Internet using Anycast Catchments," *SIGCOMM Comput. Commun. Rev.*, vol. 50, no. 4, p. 3–9, oct 2020.
- [27] IP2Location, "IP Address to IP Location and Proxy Information," <https://www.ip2location.com/>, [Accessed 12-07-2024].
- [28] "OSPF - Equal Cost Multi-Path Routing (ECMP)," [https://techhub.hp.com/eginfolib/networking/docs/switches/K-KA-KB/15-18/5998-8164\\_mrg/content/ch09s19.html](https://techhub.hp.com/eginfolib/networking/docs/switches/K-KA-KB/15-18/5998-8164_mrg/content/ch09s19.html), [Accessed 28-06-2024].
- [29] B. Schlinker, H. Kim, T. Cui, E. Katz-Bassett, H. V. Madhyastha, I. Cunha, J. Quinn, S. Hasan, P. Lapukhov, and H. Zeng, "Engineering Egress with Edge Fabric: Steering Oceans of Content to the World," in *Proceedings of the 17th ACM SIGCOMM*, 2017, p. 418–431.
- [30] "Microsoft Azure Load-Balancer Options," <https://learn.microsoft.com/en-us/azure/load-balancer/skus>, 2024, [Accessed 09-07-2024].
- [31] M. Majkowski, "Cloudflare servers don't own IPs anymore – so how do they connect to the Internet?" <https://blog.cloudflare.com/cloudflare-servers-dont-own-ips-anymore/>, 2022, [Accessed 27-06-2024].
- [32] D. Cicalese, D. Z. Joubblatt, D. Rossi, M.-O. Buob, J. Augé, and T. Friedman, "Latency-Based Anycast Geolocation: Algorithms, Software, and Data Sets," *IEEE Journal on Selected Areas in Communications*, vol. 34, no. 6, pp. 1889–1903, 2016.
- [33] M. Luckie, "Scamper: a Scalable and Extensible Packet Prober for Active Measurement of the Internet," in *Proceedings of the 10th ACM IMC*, 2010, p. 239–245.