

PC-Talk: Precise Facial Animation Control for Audio-Driven Talking Face Generation

Baiqin Wang^{1,2}, Xiangyu Zhu^{1,2*}, Fan Shen³, Hao Xu^{3,4}, Zhen Lei^{1,2,5}

¹MAIS, Institute of Automation, Chinese Academy of Sciences

²School of Artificial Intelligence, University of Chinese Academy of Sciences ³Psyche AI.INC

⁴The Hong Kong University of Science and Technology ⁵CAIR, HKISI, Chinese Academy of Sciences

{wangbaiqin2024, zhen.lei}@ia.ac.cn, shenfan1204@gmail.com, hxubl@connect.ust.hk,
xiangyu.zhu@nlpr.ia.ac.cn

<https://bq-wang0511.github.io/PC-Talk/>

Abstract

Recent advancements in audio-driven talking face generation have made great progress in lip synchronization. However, current methods often lack sufficient control over facial animation such as speaking style and emotional expression, resulting in uniform outputs. In this paper, we focus on improving two key factors: lip-audio alignment and emotion control, to enhance the diversity and user-friendliness of talking videos. Lip-audio alignment control focuses on elements like speaking style and the scale of lip movements, whereas emotion control is centered on generating realistic emotional expressions, allowing for modifications in multiple attributes such as intensity. To achieve precise control of facial animation, we propose a novel framework, PC-Talk, which enables lip-audio alignment and emotion control through implicit keypoint deformations. First, our lip-audio alignment control module facilitates precise editing of speaking styles at the word level and adjusts lip movement scales to simulate varying vocal loudness levels, maintaining lip synchronization with the audio. Second, our emotion control module generates vivid emotional facial features with pure emotional deformation. This module also enables the fine modification of intensity and the combination of multiple emotions across different facial regions. Our method demonstrates outstanding control capabilities and achieves state-of-the-art performance on both HDTF and MEAD datasets in extensive experiments.

1. Introduction

Audio-driven talking face generation is increasingly prevalent in applications such as digital humans, film production,

and voice assistants. To meet the customization needs in these domains, it is crucial that the generated faces not only synchronize lip movements accurately with the corresponding audio but also offer users precise facial animation control for personalized generation. In this paper, we classify the controllability of talking face generation into two key aspects: lip-audio alignment control and emotion control. Lip-audio alignment control focuses on managing lip movements, including aspects such as the speaking style and the scale of lip movement. Since each person has unique habits when pronouncing words, it's crucial to enable editing of speaking style at the word level rather than merely selecting from predefined styles. It is also important to control the scale of lip movement in lip-audio alignment as it can simulate diverse scenarios by varying levels of vocal loudness. On the other hand, emotional control focuses on generating emotionally expressive faces with variable intensity while maintaining lip-sync with the audio. Besides, as realistic humans may express complex emotions in which each facial region conveys different emotions, such as a smiling mouth paired with a sorrowful upper face, independent control over different facial regions is essential. In summary, achieving precise facial animation control in lip-audio alignment and emotion remains a critical yet challenging goal in talking face generation.

Previous methods have made significant progress in achieving accurate lip synchronization. For instance, Wav2Lip [20] introduces a lip-sync discriminator to improve synchronization accuracy. Similarly, approaches like SadTalker [36] and EMO [28] can generate lip-synced videos from a single image. However, they lack robust control over the generated output. Some methods [7] [34] [36] [40] decompose the generation process into two stages: audio-to-motion and motion-to-image, leveraging intermediate representations to encode motion information. For

*Corresponding author.




Figure 1. Facial animation control proposed in PC-Talk. We divided it into two categories: Lip-Audio alignment control and Emotion control. Lip-Audio alignment control module is able to control and edit talking style. It also supports modifying the scale of lip movement. Emotion control module allows generate emotional talking faces with different intensities from multiple sources. It also enables composite complex emotional expressions with different emotions in each facial region.

example, EAT [7] utilizes implicit keypoints from facevid2vid [32] as intermediate representations for emotional talking face generation but falls short in the quality of the generated output. Recent approaches such as VASA [34] employ a DIT [19] to produce lip-audio-synced motion, yet it has not fully exploited the potential for controllability within the motion space.

To address the challenges of facial animation control in talking face generation, we propose a novel framework based on implicit keypoint deformation. First, we propose a Lip-audio Alignment Control (LAC) module, providing several preset styles and allowing for adjustable lip movement scales through a multiplicative factor. It begins with an expression predictor that employs a style-aware autoregressive generator to produce a talking face with a specific speaking style, complemented by a lip refiner to enhance synchronization accuracy. To further edit speaking styles at the word level, we introduce an edit module that modifies the motion projection of specific pronunciation patterns, such as "duck" "too" and "bee", to achieve personalized speaking styles. Second, we introduce an EMotion Control (EMC) module that can produce vivid emotional expressions. This module employs a subtraction operation to isolate pure emotional deformations, enabling the syn-

thesis of highly expressive and emotionally distinct talking faces. Moreover, for complex emotional expressions, our approach enables the independent generation of emotions in specific facial regions, followed by seamless composition, leveraging the inherent bond between implicit keypoints and facial landmarks. Additionally, this module supports gaining emotional information from multiple optional sources, including explicit categorical labels, audio intonation, and the semantic content of the spoken text.

In summary, our contributions are as follows:

1. We propose a Lip-audio Alignment Control (LAC) module that enables precise editing of speaking styles and flexible adjustment of lip movement scales.
2. We develop an EMotion Control (EMC) module to synthesize vivid emotional expression with fine-grained control, including adjustment for emotional intensity and independently generated expressions for each facial region to handle complex emotions. It also supports generating from multiple sources.
3. Extensive experiments demonstrate that our framework not only provide precise facial animation control in talking face but also achieve state-of-the-art performance on the HDTF[38] and MEAD[31] datasets.

2. Related Work

2.1. Audio-driven Talking Face Generation

Talking face generation focuses on synthesizing realistic talking faces with lip movements accurately synchronized to an input audio signal. Traditional methods [2] [9] [20] [37] [39] often use a one-step process that creates lip-synced images directly from audio clips. Wav2Lip [20] is a well-known method in this space, using a lip-sync expert to boost synchronization accuracy. More recent techniques like StyleSync [9] and EMO [28] utilize advanced generative models, such as GAN [8] and Diffusion [22] models, to improve image quality. However, these approaches often face challenges with control and find it difficult to balance the accuracy of lip synchronization with the overall quality of the image.

Recently, there has been increasing interest in multi-stage generation methods. These approaches [7] [16] [34] [36] [40] usually involve first predicting an intermediate representation from audio and then reconstructing a lip-synced image based on this predicted representation. Among the various facial representations, implicit keypoints [10] [25] [32] have shown remarkable expressive capabilities. For instance, face-vid2vid [32] achieves realistic animation by integrating 3D priors into its framework, such as pose and expression deformations. Notably, LivePortrait [10] takes a significant step forward by establishing a connection between implicit keypoints and explicit facial landmarks, endowing each keypoint with semantic meaning. While methods like EAT [7] and VASA [34] have adopted implicit keypoints for talking face generation, they do not utilize the semantically bonded keypoints introduced by LivePortrait [10], requiring further refinement to the output. In contrast, our method leverages semantically enriched lip-related keypoints for precise lip-sync and incorporates a lip-sync expert in training inspired by Wav2Lip [20], achieving superior performance.

2.2. Controllable Talking Face Generation

Controllability in talking face generation is crucial for enhancing user experience. Previous work [15] [27] [35] in this domain has primarily focused on style and emotion control. For style control, these approaches typically extract a style code from a reference source and generate talking faces in the corresponding style. However, such approaches often lack fine-grained control over style, as users cannot explicitly define the precise lip shapes required for the accurate pronunciation of each word. Our framework addresses this limitation in Lip-audio Alignment Control (LAC) module by scaling the deformation on specific phonemes, allowing users to edit speaking styles. Additionally, we incorporate control over the scale of lip movement, which is often overlooked by other methods.

When it comes to emotion controls, previous work [7] [11] [26] usually generates facial expressions using emotion labels or reference images and videos as input. For instance, EAT [7] predicts emotional deformations to produce emotional talking faces but often struggles with image quality. ED-Talk [26] has made significant strides by disentangling emotions from lip movements synchronized with audio. However, it lacks the ability to edit specific facial regions directly due to its reliance on constrained implicit representations. In contrast, our EMotion Control (EMC) module enables direct modification of emotions in each facial region, such as adding a smile to the mouth or a sad expression to the eyebrows, providing users with fine-grained control over emotional expressions.

3. Method

3.1. Preliminary

As shown in Fig. 2, our framework leverages implicit keypoints as an intermediate representation to achieve precise facial animation control. The pipeline begins with a reference image I_{ref} , from which we extract implicit keypoints K_{ori} using a motion extractor. Our motion extractor shares the same architecture as LivePortrait [10], which consists of three key components: a pose estimator for calculating rotation R , transformation t , and scale factor s ; an expression estimator for assessing expression deformation δ ; and a canonical keypoint detector for identifying the original keypoints K_c from various identity reference images. The computation of K_{ori} is conducted as follows:

$$K_{ori} = s \cdot (K_c \cdot R + \delta) + t \quad (1)$$

Note that some of these implicit keypoints possess semantic meaning, such as those corresponding to the lips or eyebrows, as they are tied to 2D facial landmarks. Once the keypoints are extracted, our framework achieves precise facial animation control by calculating a lip-sync deformation D_l from LAC module and an emotional deformation D_e from the EMC module. These deformations are then combined to produce the driven keypoints K_d as follows:

$$K_d = K_{ori} + D_l + D_e \quad (2)$$

We then render the final image I_{res} using a warping module and a decoder. The warping module estimates a flow field between K_{ori} and K_d , which is applied to the appearance feature f_a . Here, f_a is extracted from the reference image I_{ref} using an identity encoder. The decoder subsequently generates the final image I_{res} from the warped feature. The entire process can be summarized as follows:

$$I_{res} = \text{Decoder}(\text{Warp}(f_a, K_{ori}, K_d)) \quad (3)$$

Since we use implicit keypoints as facial representation, we only train LAC and EMC module while keeping the other parameters fixed.

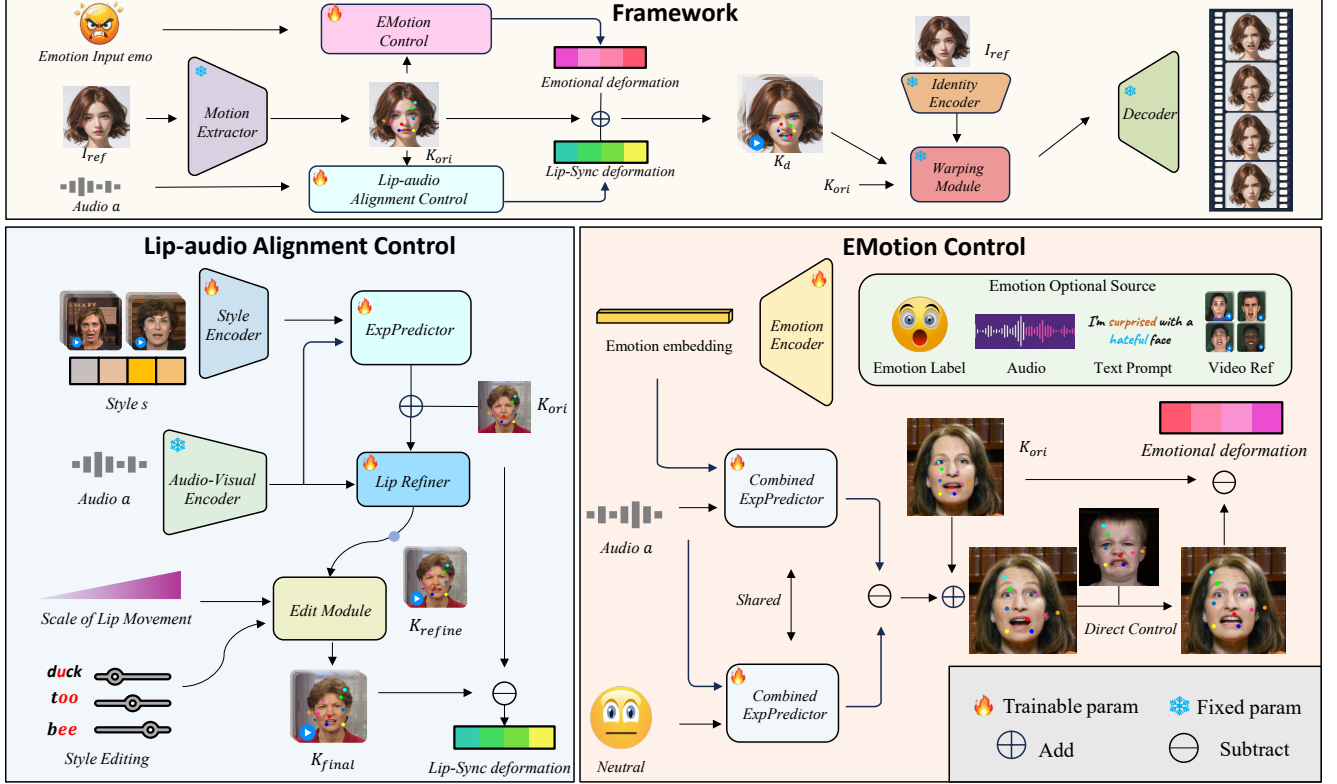


Figure 2. Our framework PC-Talk is designed for precise facial animation control in talking face generation. It achieves this control by first predicting a deformation of implicit keypoints and then rendering it into a final talking image. We utilize a Lip-audio Alignment Control (LAC) module to estimate lip-sync deformations D_l and an EMotion Control (EMC) module to estimate emotional deformations D_e .

3.2. Lip-audio Alignment Control

Our LAC module generates a deformation D_l to ensure lip synchronization and manage talking-related controls, such as speaking style and the scale of lip movement. The module first utilizes input audio to generate synchronized lip movements, followed by an editing module for precise control over the generated results.

Expression Predictor. To achieve precise lip synchronization, we first employ an expression predictor to understand the general relationship between audio and lip movements. Inspired by FaceFormer [6], we utilize a style-aware auto-regressive Transformer [30] to predict expression deformations. Each identity in the dataset is represented by a one-hot code, which is then encoded into a style embedding e_s by style encoder, serving as model’s input. This ensures that the final results reflect the speaking style of the selected identity. Additionally, the auto-regressive nature of the model promotes temporal consistency in the generated outcomes. As for audio embedding e_a , unlike existing methods that rely on pretrained ASR models such as Whisper [21] or Wav2Vec [23], we employ a pretrained audio encoder similar to Wav2Lip [20]. This encoder is specifically trained on 2D audio-visual synchronization tasks, ensuring

better alignment between audio features and lip movements. The expression predictor can formulate as:

$$\delta_{pred} = \text{ExpPredictor}(e_a, e_s), \quad (4)$$

where δ_{pred} is the predicted expression. During training, the loss function \mathcal{L}_{exp} is calculated as follows:

$$\mathcal{L}_{exp} = \mathcal{L}_{vel} + \lambda_{rec} \mathcal{L}_{rec}, \quad (5)$$

where \mathcal{L}_{rec} is a L1 loss on expression δ_{pred} and \mathcal{L}_{vel} is employed to ensure temporal consistency. Further details are provided in the supplementary material.

Lip Refiner. We introduce a lip refiner to get more accurate lip shape. Due to the limited disentanglement of implicit keypoints, this module directly predicts the refined implicit keypoints K_{refine} rather than expression deformation δ , mitigating the negative effects of varying poses and identities at lip synchronization. We replace the expression component in K_{ori} with the output δ_{pred} from the expression predictor concat with audio embedding e_a as input of refine module. We further add a small amount of noise z to the input K_{ori} to improves the robustness. The whole process is formed as:

$$K_{refine} = \text{Refine}(e_a, K_{ori}, \delta_{pred}, z) \quad (6)$$

Several kinds of loss are used in training as follows:

$$\mathcal{L}_{refine} = \mathcal{L}_{sync} + \lambda_{kp}\mathcal{L}_{kp} + \lambda_{reg}\mathcal{L}_{reg}, \quad (7)$$

where \mathcal{L}_{sync} is formulated as:

$$\mathcal{L}_{sync} = -\frac{\mathbf{S}_v(I_{gt:gt+4})^T \cdot \mathbf{S}_a(a_{gt:gt+4})}{\|\mathbf{S}_v(I_{gt:gt+4})\|_2 \|\mathbf{S}_a(a_{gt:gt+4})\|_2}, \quad (8)$$

where $I_{gt:gt+4}$ is a sequence of frames as image input, and $a_{gt:gt+4}$ is the audio input. The sync loss \mathcal{L}_{sync} is adapted from Wav2Lip [20], significantly enhances the model’s ability to achieve accurate lip synchronization. The keypoint loss \mathcal{L}_{kp} and regularize loss \mathcal{L}_{reg} are employed to constrain excessive deformation changes, ensuring stable and natural results. Further details are provided in the supplementary material.

We then calculate the lip-synchronization deformation $D_l = K_{refine} - K_{ori}$ for further control operation. Note that during the whole process we applied exclusively to the keypoints associated with the lips, while other keypoints remain unaffected, simplifying the model’s task of learning the relationship between the audio and each keypoint.

Scale of Lip Movement. The ability to control the scale of lip movements has broad practical applications. For instance, louder speech typically results in more pronounced lip movements, while quieter speech leads to subtler motions. To simulate the effect of loudness on lip motion, we multiply the implicit keypoint deformation D_l with a scaling factor f based on the amplitude of the audio input. This enables our model to naturally mimic lip movement variations with vocal volume changes, enhancing the realism and flexibility of generated talking faces.

Style Editing. In some cases, controlling lip movements for specific sounds at the word level is desirable. For example, we might wish to alter the openness of the mouth when the individual says "duck", modify the mouth’s width when pronouncing "bee", or control the degree of lip pursing for "too". To achieve this word-level style editing, our method employs a similar approach to the lip movement scaling described previously. Initially, we derive implicit keypoint deformation vectors for specific pronunciations such as "duck", "bee" and "too". The generated implicit keypoint deformation D_l is then projected onto the targeted word vector, followed by applying a scaling factor to adjust the lip shape dynamically. This technique enables precise, pronunciation-specific style editing, significantly enhancing the expressive capabilities of our method.

3.3. Emotion Control

In our EMC module, we synthesize authentic emotional talking faces by generating an emotional deformation D_e . The module first predicts the pure emotional deformation and then applies precise controls, such as intensity adjustment, to achieve more accurate and expressive results.

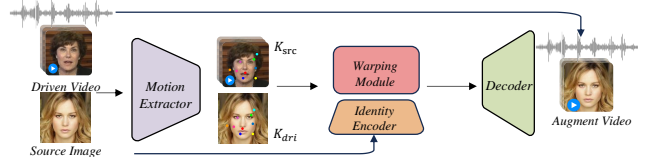


Figure 3. Data augmentation using video-driven portrait animation from same framework.

Extracting Pure Emotional Deformation. In our framework, an original idea to generate emotional talking faces is to predict the deformation of emotional faces directly. However, the deformations in lip region consist of both lip-sync deformations and pure emotional deformations in emotional talking faces. These two types of deformations are inherently intertwined, making it challenging to disentangle them directly.

To overcome these limitations, we use a subtract operation between emotional expression and neutral expression. First, we predict the combined deformations for both emotional and neutral expressions using the same audio input, ensuring consistent lip-sync deformation across them. Then, we subtract the neutral combined deformation from the emotional combined deformation to isolate the pure emotional deformation. The whole process can be formulated as:

$$D_e = \text{CPred}(emo, e_a) - \text{CPred}('neutral', e_a) \quad (9)$$

where CPred represent combine expression predictor, emo means specific emotion category condition. This approach effectively isolates emotional expressions and ensures they are seamlessly integrated with synchronized lip movements. By leveraging the same architecture of expression predictor in the LAC module with combine expression predictor CPred, we extend scale and style control to emotional expressions in EMC module, enabling applications such as modifying emotion intensity.

Various Emotion Source. Our method supports using multiple sources to flexibly control the emotional expressions of a talking face. For direct control sources such as images, we replace the original facial expression with the one extracted from the target image, enabling straightforward and effective emotion transfer. Conversely, for more complex control sources like audio or text, we derive emotional embeddings from these sources using pretrained emotion classifier networks. Further details are provided in the supplementary material.

Complex Emotional Expression Generation. Complex emotions often involve combinations of distinct emotion categories expressed through different facial regions. For instance, a person may exhibit a smile in the mouth region while simultaneously conveying sadness through the eyes. Our method leverages implicit keypoint with semantic meanings in facial regions to generate emotional expres-

Method	Input	HDTF					MEAD-Neutral				
		LSE-C \uparrow	LSE-D \downarrow	FID \downarrow	NIQE \downarrow	FVD \downarrow	LSE-C \uparrow	LSE-D \downarrow	FID \downarrow	NIQE \downarrow	FVD \downarrow
Wav2Lip [20]	Video	8.65	6.78	32.24	13.82	183.99	8.17	6.99	54.40	13.28	393.06
VideoRetalking [2]	Video	8.22	6.85	25.52	14.33	<u>115.34</u>	7.65	<u>7.218</u>	41.86	13.38	<u>184.01</u>
MuseTalk [37]	Video	4.63	10.26	15.78	14.22	136.15	3.55	10.49	<u>39.99</u>	<u>12.89</u>	249.03
Ours (w/o Aug Data)	Video	9.03	6.69	15.51	13.49	100.85	8.29	7.59	24.88	12.04	170.56
SadTalker [36]	Image	7.15	7.93	40.75	46.30	291.66	6.36	8.24	63.70	32.59	193.84
AniPortrait [33]	Image	3.64	11.01	40.84	13.42	178.73	2.96	11.39	41.13	12.97	224.21
Echomimic [1]	Image	5.94	9.11	28.13	13.88	284.28	5.35	9.51	40.92	13.08	216.72
Hallo-v2 [4]	Image	7.53	7.97	33.15	13.80	205.60	6.28	8.74	49.17	13.47	191.89
Ours (w/o Aug Data)	Image	<u>9.26</u>	<u>6.55</u>	<u>32.15</u>	<u>13.34</u>	209.85	<u>7.93</u>	<u>7.73</u>	34.22	<u>12.51</u>	147.84
Ours (w Aug Data)	Image	9.37	6.44	33.07	13.29	<u>205.55</u>	8.19	7.69	<u>35.22</u>	12.48	<u>153.81</u>

Table 1. Quantitative comparisons with state-of-the-art methods.

Method	HDTF						MEAD						
	LSE-C \uparrow	LSE-D \downarrow	FID \downarrow	NIQE \downarrow	FVD \downarrow	Acc _{emo} \uparrow	LSE-C \uparrow	LSE-D \downarrow	FID \downarrow	NIQE \downarrow	FVD \downarrow	Acc _{emo} \uparrow	E-FID \downarrow
EAMM [11]	4.24	9.95	62.56	<u>30.48</u>	475.61	25.21	4.33	9.530	<u>89.52</u>	<u>25.09</u>	359.13	36.78	2.63
EAT [7]	<u>7.65</u>	<u>7.97</u>	59.18	39.66	340.80	32.13	3.77	12.77	109.91	27.58	385.23	<u>68.21</u>	2.54
ED-Talk [26]	<u>7.21</u>	8.11	<u>58.19</u>	44.27	<u>305.75</u>	<u>45.21</u>	<u>7.75</u>	<u>7.81</u>	131.69	30.17	<u>210.39</u>	<u>57.45</u>	<u>2.10</u>
Ours	8.56	7.20	24.05	13.762	270.85	46.19	7.83	7.74	35.26	12.05	190.05	72.32	1.88

Table 2. Quantitative comparisons on emotional talking face generation.

sions for each facial region independently. These region-specific expressions are then seamlessly integrated to synthesize a talking face capable of capturing complex and nuanced emotional states.

3.4. Training and Inference

During the training process of the lip refiner block in LAC module, we incorporate a data augmentation to enhance synchronization capabilities. As shown in Fig. 3, the augmented data is unsupervisedly produced by the same framework in our method through video-driven portrait animation approach [10]. We source the driving video from a publicly available talking face dataset HDTF [38] that include accompanying audio, while the source images are sampled from high-resolution face image datasets CelebA-HQ [14] and FFHQ [12] to enrich identity diversity. By integrating this augmented data into the training process, we achieve improved performance in lip synchronization. For more details about the data augmentation, please refer to supplementary materials.

Our method can seamlessly extend to video input by processing each frame as K_{ori} . For video inputs, the pose source is derived from the video itself, while for image inputs, it is randomly selected from a set of predefined templates. During inference, we employ an overlap window to ensure temporal consistency in the auto-regressive model. Additionally, hyper-parameters such as the scaling factor can be adjusted to control facial animation in talking faces, enabling the synthesis of realistic and customizable results tailored to specific requirements.

4. Experiments

4.1. Experimental Settings

Dataset. We evaluate our model on the HDTF [38] and MEAD [31] datasets. HDTF contains 16 hours of high-resolution videos with over 300 subjects (1.38M frames after pre-processing), while MEAD includes 40+ identities with eight emotion types. The LAC module is trained on HDTF and neutral clips from MEAD, and the EMC module is trained on MEAD’s emotional content. Training and test sets are split without overlap, with the test set containing 10-second audio clips for cross-identity inference. The data augmentation doesn’t include any identity from test set as driven video to ensure fair comparison.

Comparison Baselines. We compare our method against three types of talking face generation approaches: video input methods including Wav2Lip [20], VideoRetalking [2], MuseTalk [37], single image input methods like SadTalker [36], Echomimic [1], Hallo-v2 [4], and emotional talking face generation methods such as EAMM [11], EAT [7], ED-Talk [26]. This ensures a comprehensive evaluation across diverse scenarios.

Implementation Details. We preprocess the dataset by converting videos to 25 fps and sampling audio at 16 kHz. For our method, we initialize frozen parameters including motion extractor, identity encoder, warping module, and decoder from LivePortrait [10], while the audio encoder is adopted from Wav2Lip [20]. Implicit keypoints and audio embeddings are extracted using these components before training. The LAC module and EMC module are trained

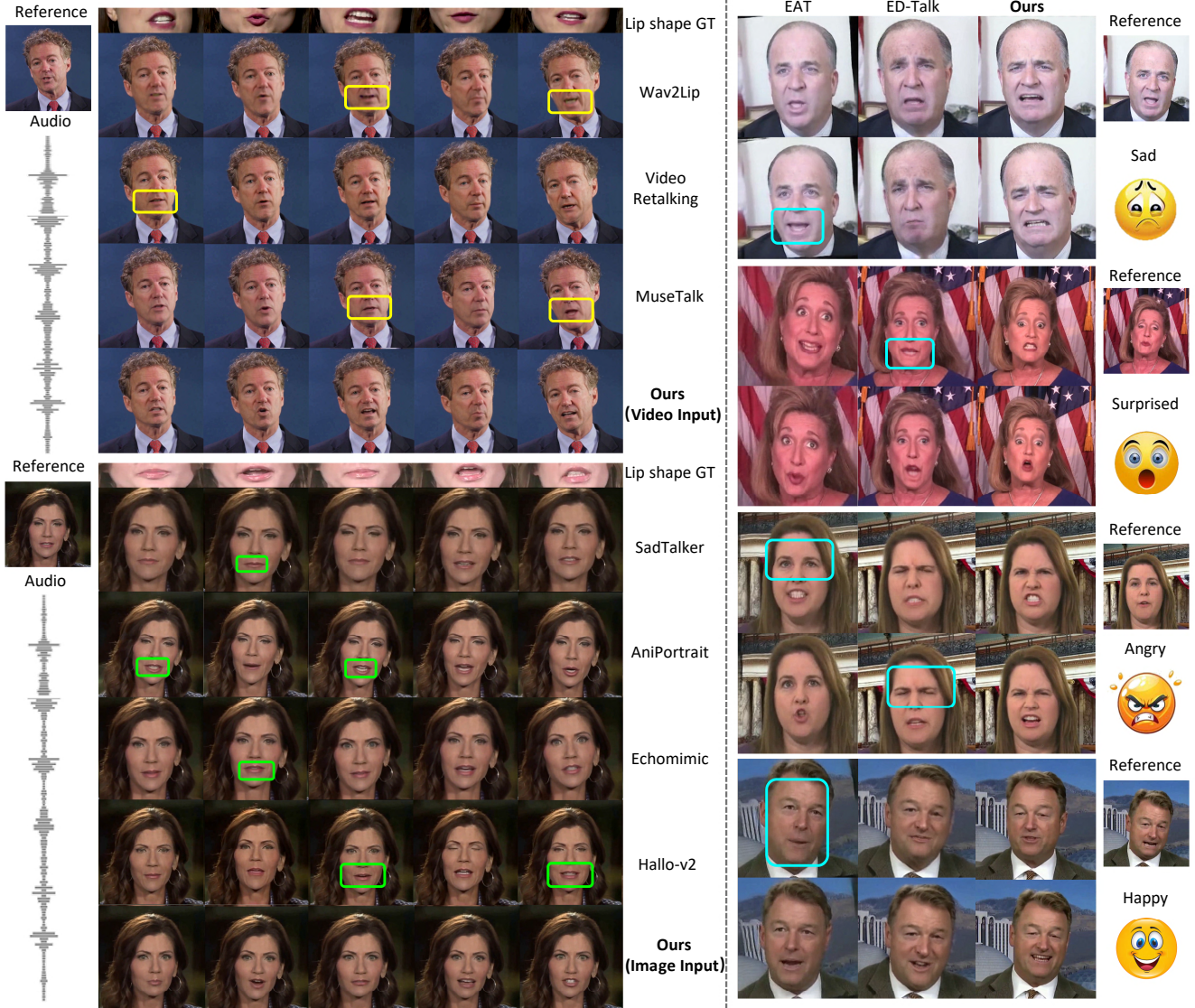


Figure 4. Comparison with other baselines. We highlight flaws of other methods using colorful bounding boxes, including blurry teeth, inaccurate lip shapes, and incorrect emotional expressions.

separately using the Adam optimizer [13] with a learning rate of $1e-4$. Notably, we use the same configuration for all comparisons without additional controls to adjust the final results. Our framework achieves 30 frames per second, enabling real-time generation. Additional implementation details are provided in the supplementary material.

4.2. Evaluation on Lip-Audio Alignment

Matrix. We evaluate lip-audio alignment quality across three dimensions: lip synchronization, image quality, and temporal consistency. For lip synchronization, we measure Lip Sync Error Confidence (LSE-C) and Lip Sync Error Distance (LSE-D) to quantify the alignment between lips and audio. These two matrices are calculated through a SyncNet [3] which is trained on a large wild dataset. Im-

age quality is assessed using the FID [24] as a full-reference metric and NIQE [18] for no-reference evaluation. Temporal consistency is measured via the FVD [29] to evaluate the stability of generated videos.

Quantitative Results. As shown in Tab. 1, our method achieves state-of-the-art performance across most evaluated dimensions in both HDTF and MEAD-Neutral datasets. For lip synchronization, our approach outperforms other baselines, achieving an LSE-C score of up to 9.0 with video input and 9.3 with image input in HDTF—a remarkable result that even surpasses Wav2Lip [20], a method specifically designed for lip synchronization. In terms of image quality, our method also ranks high, benefiting from the robust framework of implicit keypoints inherited from LivePortrait [10]. As for temporal consistency, our method excels as




Figure 5. Abalation study on subtract operation.

well, thanks to the auto-regressive model and overlapping window during inference. Note that we still achieve state-of-the-art performance without the data augmentation.

Qualitative Results. As shown in Fig. 4, our method demonstrates superior performance compared to other methods. In terms of lip synchronization, our approach achieves more precise lip shapes, whereas other methods frequently produce misaligned lip shapes compared to the ground truth. Regarding image quality, other methods suffer from teeth blurring and identity inconsistencies, while our method consistently delivers high-quality results. These findings underscore the effectiveness of our LAC module.

4.3. Evaluation on Emotion

In this section, we focus on comparing our method exclusively with other emotional talking face methods, using various emotion labels as conditions.

Matric. We extend the same metrics used for lip-audio alignment evaluation to assess talking face performance. For emotion evaluation, we employ Acc_{emo} [17], which uses a pre-trained network to classify the emotional expression of the generated face. Additionally, we introduce E-FID [5], which computes the distance between 3D expression parameters and emotional references. However, since the HDTF dataset contains only neutral talking faces, we evaluate Acc_{emo} exclusively, as HDTF lacks the emotional references required for calculating E-FID.

Quantitative Results. As shown in Tab. 2, our method outperforms others in several key areas. We demonstrate superior performance in lip synchronization and image quality compared to other emotional talking face methods. The lip synchronization ability is largely preserved as we show a great advantage over other emotional methods. Regarding emotion evaluation, our method achieves the best performance on Acc_{emo} and E-FID across both datasets, highlighting the effectiveness of our EMC module.

Qualitative Results. As shown in Fig. 4, our method achieves superior results compared to others. Our approach conveys emotions more effectively and vividly, with a significantly greater intensity. For instance, our method easily captures features such as narrowed eyes in anger, while EAT [7] fails to synthesize due to its limited expressive capability. Similarly, ED-Talk [26] inaccurately blends expressions of anger, introducing elements of sadness into it due

lip-related keypoint	×	✓	✓	✓
lip-refiner	×	×	✓	✓
data augmentation	×	×	×	✓
LSE-C (↑)	8.26	8.47	9.26	9.37

Table 3. Ablation study for the impact of lip-related keypoints, lip refiner and data augmentation. The best is highlighted in bold.

to its constrained emotion bank. The emotion categories are clearly distinguishable in our method, whereas other methods sometimes appear indistinct, highlighting the outstanding ability of our EMC module.

4.4. Ablation Study

Precise Facial Animation Control. As shown in Fig. 1, our method offers precise facial animation control over talking face generation. Our lip-audio alignment control is capable of generating various speaking styles. We observe that the lip shape is enhanced with effective control over the scale of lip movements and style editing. For emotion control, our model provides several categories of emotions and generates vivid emotional expressions. As demonstrated in the emotion intensity control, the intensity of the woman’s anger increases as the emotion level is heightened. Furthermore, we offer complex expression control by combining different emotions in various facial regions. The first image displays a sad mouth with surprised eyes, while the second portrays simultaneously smiling and crying. These results demonstrate the adequacy and effectiveness of our method.

Lip-Audio Alignment. We conducted experiments on attributes related to the lip-audio alignment component, including lip-related keypoints, lip-refiner, and data augmentation. As shown in Tab. 3, we observe that predicting only lip-related keypoints results in better lip-synchronization performance. Integrating the lip-refiner into our model significantly enhances synchronization ability, achieving state-of-the-art performance compared to other methods. Additionally, the use of data augmentation further improves our performance.

Emotion. As observed in Fig. 5, the subtraction operation between emotional and neutral expression significantly enhances the expression of emotions. Without this operation, facial emotions appear unnatural such as mouth over closed, while our method effectively captures and conveys emotions. This demonstrates a substantial improvement in the emotional expressiveness of subtract operation.

5. Conclusion

In this paper, we present PC-Talk, a framework that enables precise facial animation control over audio-driven talking face generation. Our approach achieves this through implicit keypoints deformation and consists of two key components: Lip-audio Alignment Control (LAC) module and

EMotion Control (EMC) module. LAC module produces diverse talking face video by predicting a lip-sync deformations while allowing control over aspects such as speaking style and the scale of lip movement. EMC module generate vivid emotional expression by extracting pure emotional deformations from various sources, enabling control over emotional intensity and the composition of multiple types of emotions in distinct facial regions. Our approach demonstrates exceptional capabilities in facial animation control, achieving state-of-the-art results in extensive experiments on the HDTF and MEAD datasets.

References

- [1] Zhiyuan Chen, Jiajiong Cao, Zhiquan Chen, Yuming Li, and Chenguang Ma. Echomimic: Lifelike audio-driven portrait animations through editable landmark conditions. *arXiv preprint arXiv:2407.08136*, 2024. 6
- [2] Kun Cheng, Xiaodong Cun, Yong Zhang, Menghan Xia, Fei Yin, Mingrui Zhu, Xuan Wang, Jue Wang, and Nannan Wang. Videoretalking: Audio-based lip synchronization for talking head video editing in the wild. In *SIGGRAPH Asia 2022 Conference Papers*, pages 1–9, 2022. 3, 6
- [3] J. S. Chung and A. Zisserman. Out of time: automated lip sync in the wild. In *Workshop on Multi-view Lip-reading, ACCV*, 2016. 7
- [4] Jiahao Cui, Hui Li, Yao Yao, Hao Zhu, Hanlin Shang, Kaihui Cheng, Hang Zhou, Siyu Zhu, and Jingdong Wang. Hallo2: Long-duration and high-resolution audio-driven portrait image animation. *arXiv preprint arXiv:2410.07718*, 2024. 6
- [5] Yu Deng, Jiaolong Yang, Sicheng Xu, Dong Chen, Yunde Jia, and Xin Tong. Accurate 3d face reconstruction with weakly-supervised learning: From single image to image set. In *Proceedings of the IEEE/CVF conference on computer vision and pattern recognition workshops*, pages 0–0, 2019. 8
- [6] Yingruo Fan, Zhaojiang Lin, Jun Saito, Wenping Wang, and Taku Komura. Faceformer: Speech-driven 3d facial animation with transformers. In *Proceedings of the IEEE/CVF conference on computer vision and pattern recognition*, pages 18770–18780, 2022. 4
- [7] Yuan Gan, Zongxin Yang, Xihang Yue, Lingyun Sun, and Yi Yang. Efficient emotional adaptation for audio-driven talking-head generation. In *Proceedings of the IEEE/CVF International Conference on Computer Vision*, pages 22634–22645, 2023. 1, 2, 3, 6, 8
- [8] Ian Goodfellow, Jean Pouget-Abadie, Mehdi Mirza, Bing Xu, David Warde-Farley, Sherjil Ozair, Aaron Courville, and Yoshua Bengio. Generative adversarial nets. *Advances in neural information processing systems*, 27, 2014. 3
- [9] Jiazhi Guan, Zhanwang Zhang, Hang Zhou, Tianshu Hu, Kaisiyuan Wang, Dongliang He, Haocheng Feng, Jingtuo Liu, Errui Ding, Ziwei Liu, et al. Stylesync: High-fidelity generalized and personalized lip sync in style-based generator. In *Proceedings of the IEEE/CVF Conference on Computer Vision and Pattern Recognition*, pages 1505–1515, 2023. 3
- [10] Jianzhu Guo, Dingyun Zhang, Xiaoqiang Liu, Zhizhou Zhong, Yuan Zhang, Pengfei Wan, and Di Zhang. Livepor-trait: Efficient portrait animation with stitching and retargeting control. *arXiv preprint arXiv:2407.03168*, 2024. 3, 6, 7
- [11] Xinya Ji, Hang Zhou, Kaisiyuan Wang, Qianyi Wu, Wayne Wu, Feng Xu, and Xun Cao. Eamm: One-shot emotional talking face via audio-based emotion-aware motion model. In *ACM SIGGRAPH 2022 conference proceedings*, pages 1–10, 2022. 3, 6
- [12] Tero Karras, Samuli Laine, and Timo Aila. A style-based generator architecture for generative adversarial networks, 2019. 6
- [13] Diederik P Kingma and Jimmy Ba. Adam: A method for stochastic optimization. *arXiv preprint arXiv:1412.6980*, 2014. 7
- [14] Ziwei Liu, Ping Luo, Xiaogang Wang, and Xiaoou Tang. Deep learning face attributes in the wild. In *Proceedings of the IEEE international conference on computer vision*, pages 3730–3738, 2015. 6
- [15] Yifeng Ma, Suzhen Wang, Zhipeng Hu, Changjie Fan, Tangjie Lv, Yu Ding, Zhidong Deng, and Xin Yu. Styletalk: One-shot talking head generation with controllable speaking styles. In *Proceedings of the AAAI conference on artificial intelligence*, pages 1896–1904, 2023. 3
- [16] Yue Ma, Hongyu Liu, Hongfa Wang, Heng Pan, Yingqing He, Junkun Yuan, Ailing Zeng, Chengfei Cai, Heung-Yeung Shum, Wei Liu, et al. Follow-your-emoji: Fine-controllable and expressive freestyle portrait animation. In *SIGGRAPH Asia 2024 Conference Papers*, pages 1–12, 2024. 3
- [17] Debin Meng, Xiaojiang Peng, Kai Wang, and Yu Qiao. Frame attention networks for facial expression recognition in videos. In *2019 IEEE international conference on image processing (ICIP)*, pages 3866–3870. IEEE, 2019. 8
- [18] Anish Mittal, Rajiv Soundararajan, and Alan C Bovik. Making a “completely blind” image quality analyzer. *IEEE Signal processing letters*, 20(3):209–212, 2012. 7
- [19] William Peebles and Saining Xie. Scalable diffusion models with transformers. In *Proceedings of the IEEE/CVF international conference on computer vision*, pages 4195–4205, 2023. 2
- [20] KR Prajwal, Rudrabha Mukhopadhyay, Vinay P Namboodiri, and CV Jawahar. A lip sync expert is all you need for speech to lip generation in the wild. In *Proceedings of the 28th ACM international conference on multimedia*, pages 484–492, 2020. 1, 3, 4, 5, 6, 7
- [21] Alec Radford, Jong Wook Kim, Tao Xu, Greg Brockman, Christine McLeavey, and Ilya Sutskever. Robust speech recognition via large-scale weak supervision. In *International conference on machine learning*, pages 28492–28518. PMLR, 2023. 4
- [22] Everett M Rogers, Arvind Singhal, and Margaret M Quinlan. Diffusion of innovations. In *An integrated approach to communication theory and research*, pages 432–448. Routledge, 2014. 3
- [23] Steffen Schneider, Alexei Baevski, Ronan Collobert, and Michael Auli. wav2vec: Unsupervised pre-training for speech recognition. *arXiv preprint arXiv:1904.05862*, 2019. 4
- [24] Maximilian Seitzer. pytorch-fid: FID Score for PyTorch. <https://github.com/mseitzer/pytorch-fid>, 2020. Version 0.3.0. 7

- [25] Aliaksandr Siarohin, Stéphane Lathuilière, Sergey Tulyakov, Elisa Ricci, and Nicu Sebe. First order motion model for image animation. *Advances in neural information processing systems*, 32, 2019. 3
- [26] Shuai Tan, Bin Ji, Mengxiao Bi, and Ye Pan. Edtalk: Efficient disentanglement for emotional talking head synthesis. In *European Conference on Computer Vision*, pages 398–416. Springer, 2024. 3, 6, 8
- [27] Shuai Tan, Bin Ji, Yu Ding, and Ye Pan. Say anything with any style. In *Proceedings of the AAAI Conference on Artificial Intelligence*, pages 5088–5096, 2024. 3
- [28] Linrui Tian, Qi Wang, Bang Zhang, and Liefeng Bo. Emo: Emote portrait alive generating expressive portrait videos with audio2video diffusion model under weak conditions. In *European Conference on Computer Vision*, pages 244–260. Springer, 2024. 1, 3
- [29] Thomas Unterthiner, Sjoerd Van Steenkiste, Karol Kurach, Raphaël Marinier, Marcin Michalski, and Sylvain Gelly. Fvd: A new metric for video generation. 2019. 7
- [30] Ashish Vaswani, Noam Shazeer, Niki Parmar, Jakob Uszkoreit, Llion Jones, Aidan N Gomez, Łukasz Kaiser, and Illia Polosukhin. Attention is all you need. *Advances in neural information processing systems*, 30, 2017. 4
- [31] Kaisiyuan Wang, Qianyi Wu, Linsen Song, Zhuoqian Yang, Wayne Wu, Chen Qian, Ran He, Yu Qiao, and Chen Change Loy. Mead: A large-scale audio-visual dataset for emotional talking-face generation. In *European conference on computer vision*, pages 700–717. Springer, 2020. 2, 6
- [32] Ting-Chun Wang, Arun Mallya, and Ming-Yu Liu. One-shot free-view neural talking-head synthesis for video conferencing. In *Proceedings of the IEEE/CVF conference on computer vision and pattern recognition*, pages 10039–10049, 2021. 2, 3
- [33] Huawei Wei, Zejun Yang, and Zhisheng Wang. Aniportrait: Audio-driven synthesis of photorealistic portrait animation. *arXiv preprint arXiv:2403.17694*, 2024. 6
- [34] Sicheng Xu, Guojun Chen, Yu-Xiao Guo, Jiaolong Yang, Chong Li, Zhenyu Zang, Yizhong Zhang, Xin Tong, and Baining Guo. Vasa-1: Lifelike audio-driven talking faces generated in real time. *Advances in Neural Information Processing Systems*, 37:660–684, 2025. 1, 2, 3
- [35] Chenxu Zhang, Chao Wang, Jianfeng Zhang, Hongyi Xu, Guoxian Song, You Xie, Linjie Luo, Yapeng Tian, Xiaohu Guo, and Jiashi Feng. Dream-talk: Diffusion-based realistic emotional audio-driven method for single image talking face generation. *arXiv preprint arXiv:2312.13578*, 2023. 3
- [36] Wenxuan Zhang, Xiaodong Cun, Xuan Wang, Yong Zhang, Xi Shen, Yu Guo, Ying Shan, and Fei Wang. Sadtalker: Learning realistic 3d motion coefficients for stylized audio-driven single image talking face animation. In *Proceedings of the IEEE/CVF conference on computer vision and pattern recognition*, pages 8652–8661, 2023. 1, 3, 6
- [37] Yue Zhang, Minhao Liu, Zhaokang Chen, Bin Wu, Yubin Zeng, Chao Zhan, Yingjie He, Junxin Huang, and Wenjiang Zhou. Musetalk: Real-time high quality lip synchronization with latent space inpainting. *arXiv preprint arXiv:2410.10122*, 2024. 3, 6
- [38] Zhimeng Zhang, Lincheng Li, Yu Ding, and Changjie Fan. Flow-guided one-shot talking face generation with a high-resolution audio-visual dataset. In *Proceedings of the IEEE/CVF conference on computer vision and pattern recognition*, pages 3661–3670, 2021. 2, 6
- [39] Zhimeng Zhang, Zhipeng Hu, Wenjin Deng, Changjie Fan, Tangjie Lv, and Yu Ding. Dinet: Deformation inpainting network for realistic face visually dubbing on high resolution video. In *Proceedings of the AAAI conference on artificial intelligence*, pages 3543–3551, 2023. 3
- [40] Weizhi Zhong, Chaowei Fang, Yinqi Cai, Pengxu Wei, Gangming Zhao, Liang Lin, and Guanbin Li. Identity-preserving talking face generation with landmark and appearance priors. In *Proceedings of the IEEE/CVF Conference on Computer Vision and Pattern Recognition*, pages 9729–9738, 2023. 1, 3

PC-Talk: Precise Facial Animation Control for Audio-Driven Talking Face Generation

Supplementary Material

A. Explanation on Implicit Keypoints

In our framework, we select implicit keypoints as an intermediate representation for their expressive capabilities. While EAT [5] employs implicit keypoints from Facevid2vid [13] which is limited in fine-grained control such as eyebrow movement, our approach adapts implicit keypoints from LivePortrait [6], which links several implicit keypoints with 2D facial landmarks, enabling independent animation of each facial region. Specifically, it employs a landmark-guided loss during the training of the implicit keypoints framework, optimizing the projected distance between implicit keypoints and 2D facial landmarks.

Our model supports not only realistic human faces but also styles like cartoons and paintings. This versatility stems from training the implicit keypoints framework with a combined dataset of human and stylized faces. It can even be extended to animals, such as cats and dogs. The motion extractor is capable of extracting implicit keypoints from these sources and generating animated results based on the input identity.

B. Model Architecture

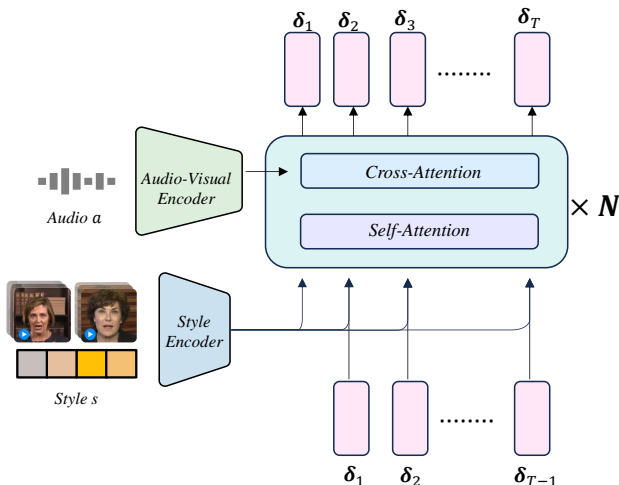


Figure S6. Architecture of our expression predictor. We use an auto-regressive model to predict expression parameters δ_{pred} from audio input a and selected speaking style s

As shown in Fig. S6, our model utilizes an auto-regressive method adapted from FaceFormer [4] for expression prediction. We represent style as a one-hot code, which is then encoded into a style embedding e_s by the style en-

coder and added to the model’s input. The overall architecture resembles a Transformer decoder [12], comprising a self-attention layer for temporal coherence between frames and a cross-attention layer that integrates the audio embedding e_a . The auto-regressive approach enhances the stability of the final video output. This architecture is also adapted in the emotion control module and serves as a combined expression predictor to predict combined emotional deformation.

C. Various Emotion Source

Our method leverages multiple sources to flexibly control the emotional expressions of a talking face. For direct control sources like images, we replace the original facial expression with the one extracted from the source image, facilitating straightforward and effective emotion transfer. Additionally, we utilize semantic-aware implicit keypoints to transfer expressions to specific facial components selectively.

For more complex control sources, such as audio or text, we derive emotional embeddings from these source. We employ pre-trained emotion recognition models to extract features and map them onto our generation network as emotional embeddings. For example, we use the Wav2Vec [10] model for audio sources and Emoberta [7] for text sources to obtain emotional embeddings that inform our predictions. For video references, we simply use an unpretrained Transformer [12] with expression input and can incorporate the average of emotion deformation from the video reference as direct control. Once these emotional embeddings are obtained, they are integrated into the generation process to produce an emotionally expressive talking face.

D. Loss Function

We incorporate different kind of loss in each component. For Lip-audio Alignment Control module, we first train the expression predictor and then tune towards lip refiner. Expression predictor predicts a expression parameters δ_{pred} , we use \mathcal{L}_{exp} to train this module:

$$\mathcal{L}_{vel} = \sum_{t=t_0+1}^{t_1} \left\| \left(\delta_{pred}^t - \delta_{pred}^{t-1} \right) - \left(\delta_{gt}^t - \delta_{gt}^{t-1} \right) \right\|_2, \quad (10)$$

$$\mathcal{L}_{rec} = \sum_{t=t_0}^{t_1} \left\| \delta_{pred}^t - \delta_{gt}^t \right\|_2, \quad (11)$$

Method	Lip Synchronization	Image quality	Temporal Consistency	Emotional Expressive	Overall realistic
Wav2Lip [9]	3.3	1.9	1.9	—	1.9
MuseTalk [14]	2.2	2.6	3.0	—	3.4
Echomimic [1]	1.9	3.4	3.5	—	3.0
Hallo-v2 [3]	3.8	4.0	3.4	—	3.8
EAT [5]	1.3	2.9	2.6	2.6	2.1
ED-Talk [11]	3.1	1.4	2.4	2.3	1.6
Ours	4.6	4.8	4.6	4.9	4.8

Table S4. User Study results.




Figure S7. Comparison with other baseline. The lip shape GT in right side is at the corner of each row.

$$\mathcal{L}_{exp} = \mathcal{L}_{vel} + \lambda_{rec} \mathcal{L}_{rec}, \quad (12)$$

where δ_{pred}^t is the t window output in temporal dimension. \mathcal{L}_{rec} is a L1 loss on expression δ_{pred} and \mathcal{L}_{vel} is employed to ensure temporal consistency. We then incorporate lip refiner to further enhance the lip synchronization, getting K_{rec} by replacing expression from δ_{pred} . As this module directly predicts the refined implicit keypoints K_{refine} rather than expression deformation δ to mitigate the negative effects of varying poses and identities at lip synchronization, the loss function \mathcal{L}_{refine} is directly apply on implicit keypoints. It consist of \mathcal{L}_{sync} , \mathcal{L}_{kp} and \mathcal{L}_{reg} , which is formulated as:

$$\mathcal{L}_{sync} = -\frac{\mathbf{S}_v(I_{gt:gt+4})^T \cdot \mathbf{S}_a(a_{gt:gt+4})}{\|\mathbf{S}_v(I_{gt:gt+4})\|_2 \|\mathbf{S}_a(a_{gt:gt+4})\|_2}, \quad (13)$$

$$\mathcal{L}_{kp} = \sum_{t=t_0}^{t_0+4} \|K_{refine}^t - K_{gt}^t\|_2, \quad (14)$$

$$\mathcal{L}_{reg} = \sum_{t=t_0}^{t_0+4} \|K_{refine}^t - K_{rec}^t\|_2, \quad (15)$$

where $I_{gt:gt+4}$ is a sequence of frames as image input, and $a_{gt:gt+4}$ is the the audio input. The \mathcal{L}_{sync} is adapted from Wav2Lip [9], significantly enhances the model's ability to achieve accurate lip synchronization. \mathcal{L}_{kp} and \mathcal{L}_{reg} are employed to constrain excessive deformation changes, ensuring stable and natural results. Noted that \mathcal{L}_{sync} is calculated in image space while other two are calculated on implicit keypoints.

For emotion control module, the loss function is identical with \mathcal{L}_{exp} in expression predictor. Additionally, we add a classifier loss \mathcal{L}_{cls} on emotion embedding to generate emotional expressive feature from various emotion source.

$$L_{cls} = -\sum_{c=1}^M (\mathbf{y}_c * \log \mathbf{p}_c), \quad (16)$$

where M is numbers of emotion categories, \mathbf{y}_c is one-hot




Figure S8. Comparison with other emotional talking face generation methods.

embedding carries the emotion label c , and p_c denotes the predicted probability that belongs to class c .

E. Analysis about Style Editing

As described in the Methods section, we achieve word-level style editing by adjusting the projection scale for specific phonemes. This approach differs from merely scaling lip movements, as it targets specific phonemes exclusively. For example, by increasing the scale for the phoneme in "bee", the lip movement for phonetically similar sounds, such as "tee", is also enhanced. In contrast, sounds with different phonemes, like "bus", experience only minor changes in scale. Since the articulation of each phoneme is not entirely orthogonal, changes can influence other sounds, but the effect is primarily concentrated on the targeted phoneme.

F. More implementation details

We preprocess the dataset by converting videos to 25 fps and sampling audio at 16 kHz. We initialize frozen parameters including motion extractor, identity encoder, warping module, and decoder from LivePortrait [6], while the audio encoder is adopted from Wav2Lip [9]. Implicit keypoints and audio embeddings are extracted using these components before training. The LAC module and EMC module are trained separately using the Adam optimizer [8] with a learning rate of $1e-4$.

For the LAC module, the expression predictor is trained over 24 hours with a window size of 50, focusing on implicit keypoints. As we transition to the lip refiner process, a comprehensive network training is conducted within the image space to compute \mathcal{L}_{sync} , necessitating a reduction in window size to 5 and extending the training time to 72 hours. To enhance the lip refiner training, data augmenta-




Figure S9. Emotional Talking face on multiple stylize face.

tion is employed through unsupervised video-driven portrait animation, using HDTF [15] as the driving video coupled with audio tracks. We filter this with a SyncNet [2] to ensure the lip-sync quality of data augmentation. This unsupervised augmented data ensures a fair comparison across experiments.

Given that the EMC module might adversely affect lip synchronization, we refine the lip synchronization using the lip refiner from LAC module to improve performance while maintaining emotional expression. A Kalman filter is used on implicit keypoints deformation during inference to degrade instability. Our framework achieves an impressive 30 frames per second, thus demonstrating high efficiency and enabling real-time generation.

G. User Study

We conducted a user study evaluating four key dimensions: lip synchronization, image quality, temporal consistency, and emotional expressiveness. Additionally, we assessed the overall realism of the final output. As presented in Tab. S4, our method achieved the highest rankings across these dimensions compared to other approaches. Furthermore, when specifically evaluating emotional talking face generation methods, our approach also demonstrated superior performance, particularly in emotional expressiveness. These results underscore the effectiveness of our methods in generating realistic and emotionally rich talking faces.

H. Discussion

Pose Generation: Current methods extract pose information directly from video or through pre-defined templates to apply to the input image, ensuring pose uniformity. These

methods utilize relative pose when working with images. For future work, we propose generating pose information directly from a noise vector z . Additionally, incorporating audio as an input may prove beneficial, as the tone of voice can reflect head movement.

Style Adaptation: Presently, a one-hot code is used to represent speaking styles within the training dataset. To extract speaking style from a reference video, additional fine-tuning of the network on a speaking style dataset is required. Our attempts to encode style directly from a reference talking video into a style code have been challenging. For future work, we plan to incorporate style-aware loss functions during training to extract style directly from the reference video input.

Disentanglement of Implicit Keypoints: The quality of facial representation is critical in our methods. Although the implicit keypoints approach proposed by LivePortrait sets a high standard, there is room for improvement, especially in handling large poses and cross-identity inference. The disentanglement of identity, pose, and appearance features is crucial for enhancing quality. To achieve more accurate implicit keypoints, integrating 3D supervision might provide better results in future iterations.

I. More Visible Result

As shown in Fig. S7, our methods demonstrate superior results compared to other approaches. Both lip synchronization and image quality are significantly improved. Additionally, as shown in Fig. S8, the emotional expressiveness of our results is distinct. Our methods effectively support various facial styles in Fig. S9, including not only realistic human faces but also paintings and cartoons, showcasing their versatility and effectiveness.

Supplementary References

- [1] Zhiyuan Chen, Jiajiong Cao, Zhiquan Chen, Yuming Li, and Chenguang Ma. Echomimic: Lifelike audio-driven portrait animations through editable landmark conditions. *arXiv preprint arXiv:2407.08136*, 2024. 12
- [2] J. S. Chung and A. Zisserman. Out of time: automated lip sync in the wild. In *Workshop on Multi-view Lip-reading, ACCV*, 2016. 14
- [3] Jiahao Cui, Hui Li, Yao Yao, Hao Zhu, Hanlin Shang, Kaihui Cheng, Hang Zhou, Siyu Zhu, and Jingdong Wang. Hallo2: Long-duration and high-resolution audio-driven portrait image animation. *arXiv preprint arXiv:2410.07718*, 2024. 12
- [4] Yingruo Fan, Zhaojiang Lin, Jun Saito, Wenping Wang, and Taku Komura. Faceformer: Speech-driven 3d facial animation with transformers. In *Proceedings of the IEEE/CVF conference on computer vision and pattern recognition*, pages 18770–18780, 2022. 11
- [5] Yuan Gan, Zongxin Yang, Xihang Yue, Lingyun Sun, and Yi Yang. Efficient emotional adaptation for audio-driven talking-head generation. In *Proceedings of the IEEE/CVF International Conference on Computer Vision*, pages 22634–22645, 2023. 11, 12
- [6] Jianzhu Guo, Dingyun Zhang, Xiaoqiang Liu, Zhizhou Zhong, Yuan Zhang, Pengfei Wan, and Di Zhang. Liveportrait: Efficient portrait animation with stitching and retargeting control. *arXiv preprint arXiv:2407.03168*, 2024. 11, 13
- [7] Taewoon Kim and Piek Vossen. Emoberta: Speaker-aware emotion recognition in conversation with roberta. *arXiv preprint arXiv:2108.12009*, 2021. 11
- [8] Diederik P Kingma and Jimmy Ba. Adam: A method for stochastic optimization. *arXiv preprint arXiv:1412.6980*, 2014. 13
- [9] KR Prajwal, Rudrabha Mukhopadhyay, Vinay P Namboodiri, and CV Jawahar. A lip sync expert is all you need for speech to lip generation in the wild. In *Proceedings of the 28th ACM international conference on multimedia*, pages 484–492, 2020. 12, 13
- [10] Steffen Schneider, Alexei Baevski, Ronan Collobert, and Michael Auli. wav2vec: Unsupervised pre-training for speech recognition. *arXiv preprint arXiv:1904.05862*, 2019. 11
- [11] Shuai Tan, Bin Ji, Mengxiao Bi, and Ye Pan. Edtalk: Efficient disentanglement for emotional talking head synthesis. In *European Conference on Computer Vision*, pages 398–416. Springer, 2024. 12
- [12] Ashish Vaswani, Noam Shazeer, Niki Parmar, Jakob Uszkoreit, Llion Jones, Aidan N Gomez, Łukasz Kaiser, and Illia Polosukhin. Attention is all you need. *Advances in neural information processing systems*, 30, 2017. 11
- [13] Ting-Chun Wang, Arun Mallya, and Ming-Yu Liu. One-shot free-view neural talking-head synthesis for video conferencing. In *Proceedings of the IEEE/CVF conference on computer vision and pattern recognition*, pages 10039–10049, 2021. 11
- [14] Yue Zhang, Minhao Liu, Zhaokang Chen, Bin Wu, Yubin Zeng, Chao Zhan, Yingjie He, Junxin Huang, and Wenjiang Zhou. Musetalk: Real-time high quality lip synchronization with latent space inpainting. *arXiv preprint arXiv:2410.10122*, 2024. 12
- [15] Zhimeng Zhang, Lincheng Li, Yu Ding, and Changjie Fan. Flow-guided one-shot talking face generation with a high-resolution audio-visual dataset. In *Proceedings of the IEEE/CVF conference on computer vision and pattern recognition*, pages 3661–3670, 2021. 14